

ULTRA-ZONE®

Forced Air Zone Controls

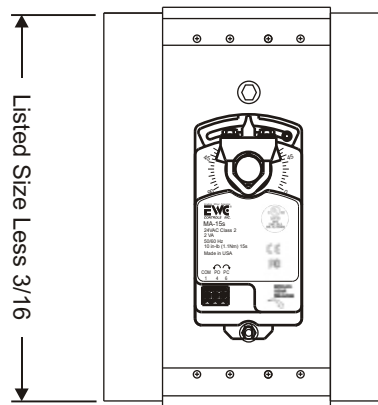
SUBMITTAL SHEET

Model ND Damper with MA-15S Actuator

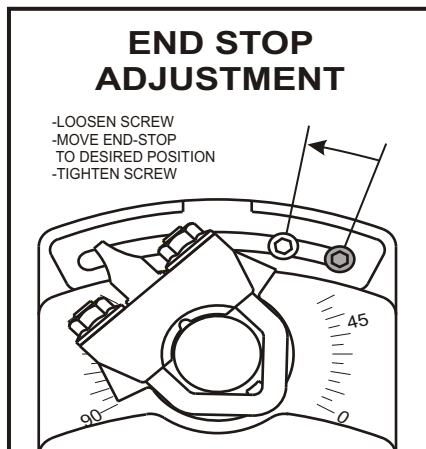


The MA-15S motor actuator is easy to install, easy to wire up, and comes with a 5 year warranty. The superior design insures long life and zero maintenance. *The Motor can be oriented in any position in a conditioned area.* The UL Listed Motor Actuator is a 24vac 3 wire power open & power close type rated at 10 inch lbs. of torque and 15 second travel time. *The MA-15S can also operate in floating mode and is compatible with Carrier® Infinity & Bryant® Evolution communicating zone control systems.* The MA-15S includes an integrated wiring terminal block, and has a NEMA1 rated housing. Single End-Stop adjustment allows for a maximum Open or Minimum Close field position capability.

Technical Data

Power Supply	24 VAC \pm 20% 50/60Hz
Power Consumption	1.5 W
Transformer Sizing	2 VA (Class 2 power source)
Electrical Connection	Screw Terminal (26 to 14 GA Wire)
Control Function	Open / Close or Floating Point
Torque	10 in-lb [1.1 Nm]
Manual Override	External Push Button
Running Time	15 seconds, constant independent of load
Humidity	5 to 95% RH Non-Condensing
Ambient Temperature	-22°F to +122°F [-30°C to +50°C]
Storage Temperature	-40°F to +176°F [-40°C to +80°C]
Housing	NEMA 1 / IP20
Housing Material	UL94-5VA
Noise Level	45dB(A)



DIMENSIONAL DRAWINGS



Excellence Without Compromise

EWC®
CONTROLS INC.

385 Hwy. 33
Englishtown, NJ 07726
Ph: 800-446-3110
Fx: 732-446-5362

P/N 090377A0176 REV. B 2.10.21
Copyright © 2006 EWC Controls Inc., All Rights Reserved.

SUBMITTAL FORM

SUBMITTED BY: _____

JOB: _____

ARCHITECT: _____

ENGINEER: _____

CONTRACTOR: _____

LOCATION: _____

ULTRA-ZONE®

Forced Air Zone Controls

SUBMITTAL SHEET

Model ND Damper
with MA-15S Actuator

Insertion Mounting

Cut a 4.25" slotted opening in one side of the duct and slide the damper in. Secure the damper to the duct with the sheet metal screws. Larger sizes may require additional support by securing the back of the damper as well. If using duct board, additional support can be obtained by using Model DBA Duct Board Adaptors.

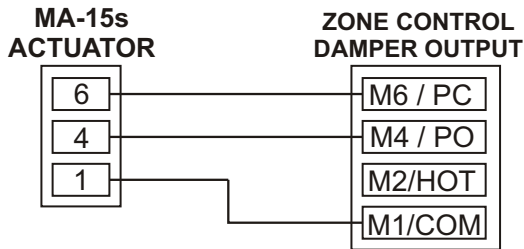
****If flush wall mounting is required, cut the flanges off of the front mounting plate.***

WIRING SOLUTIONS

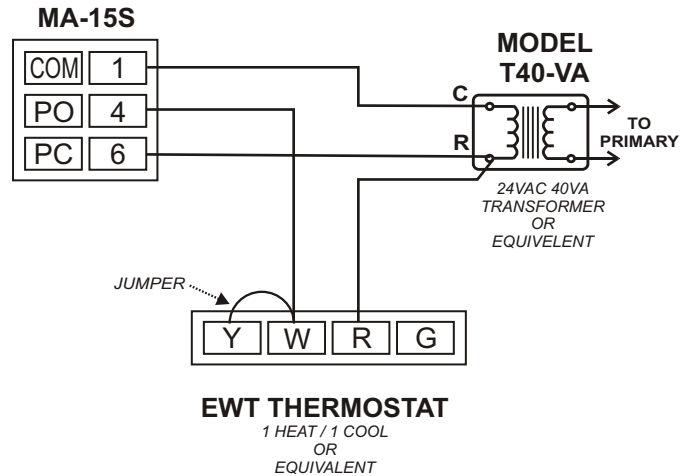
Motor Actuator Terminals

TERMINAL	DESCRIPTION
1	24v Com.
4	Power Open
6	Power Close

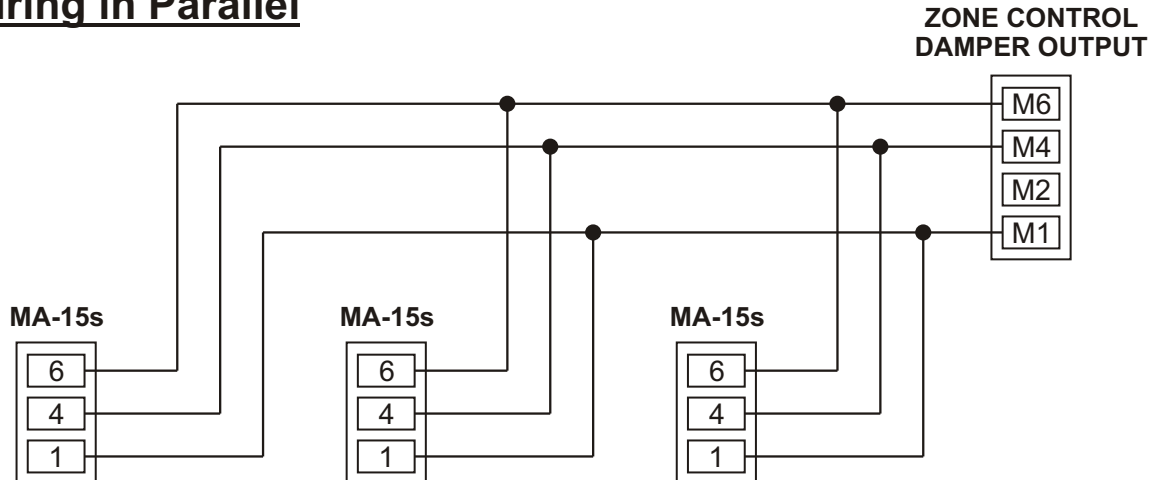
Wiring to a Zone Control Panel



Wiring a Thermostat to Control a Single Damper



Wiring in Parallel



NOTE: You may electrically parallel several MA-15S motors together on a single zone. However, DO NOT parallel the EWC MA-15S with original Carrier/Bryant damper motors on the same zone. The back-feed characteristic of the Carrier/Bryant motors is not compatible with the MA-15S motors.