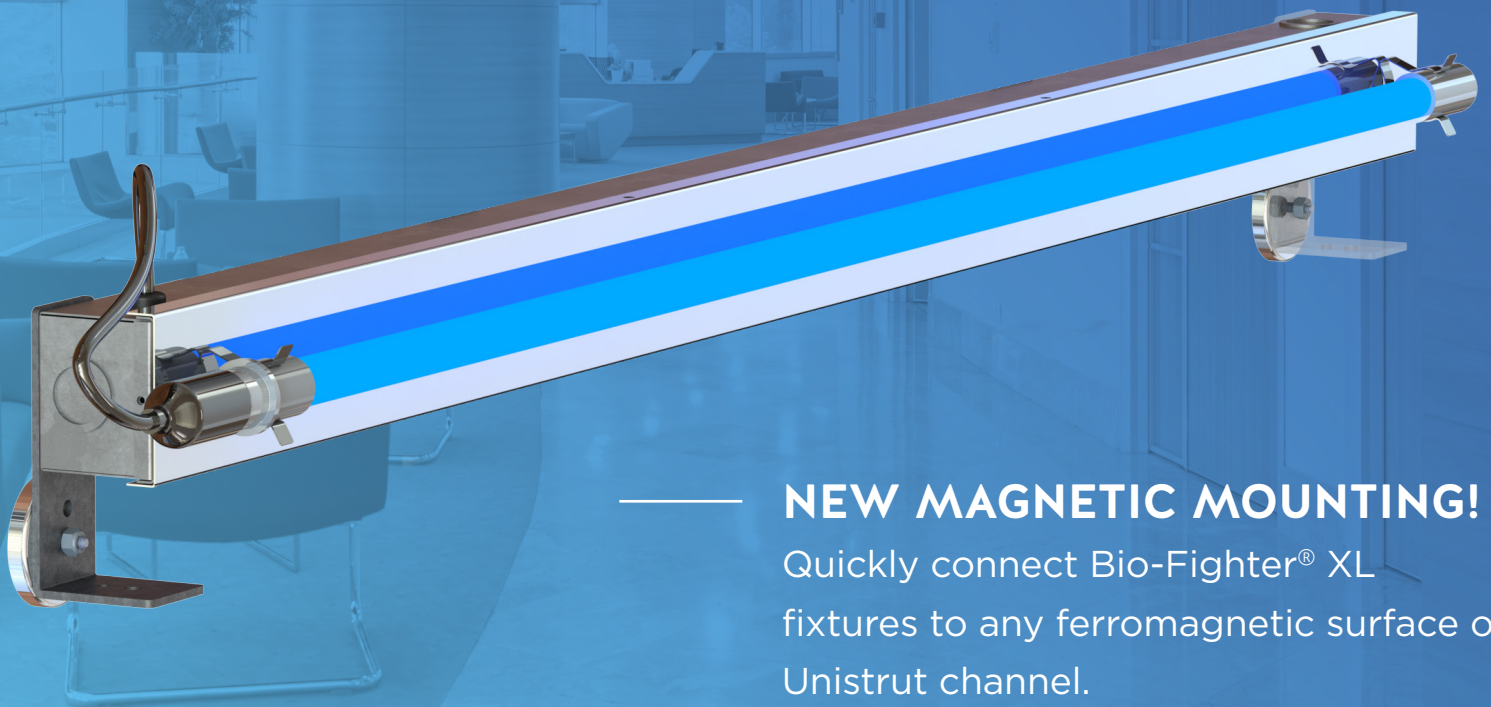


BIO-FIGHTER® XL




NEW MAGNETIC MOUNTING!

Quickly connect Bio-Fighter® XL fixtures to any ferromagnetic surface or Unistrut channel.

EXTRA LARGE COMMERCIAL COILS DEMAND EXTRA LARGE UV LIGHTS.

The Bio-Fighter® XL is uniquely qualified for large applications with extra long lamp lengths and a class leading reflector surface area to cost effectively apply a high dose of UV-C energy.



Includes all hardware necessary for quick Unistrut channel and magnetic mounting.

COIL SIZING REFERENCE

INSTALLATION

Determine the dimensions of the coils or area to be irradiated.

Use the Coil Sizing Reference to determine the number of lamps needed for proper coverage.

Larger coils may require multiple Bio-Fighter kits.

UV LAMP CONFIGURATION GUIDELINES

The distance between UV lamp(s) and the irradiated surface should be between 6"-18" is optimal.

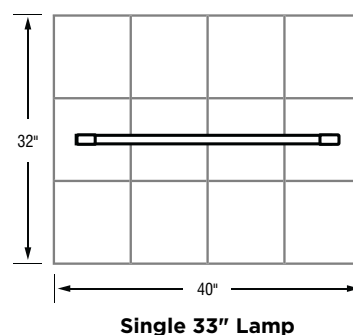
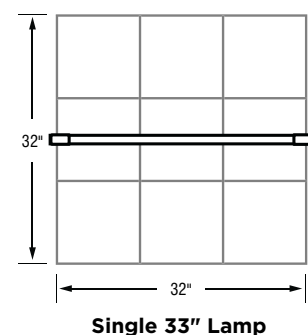
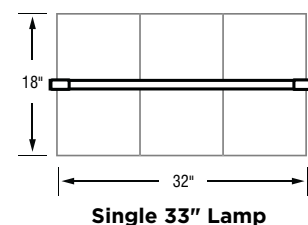
The distance between stacked UV lamps should not exceed 35".

The distance between end to end UV lamps should not exceed 12".

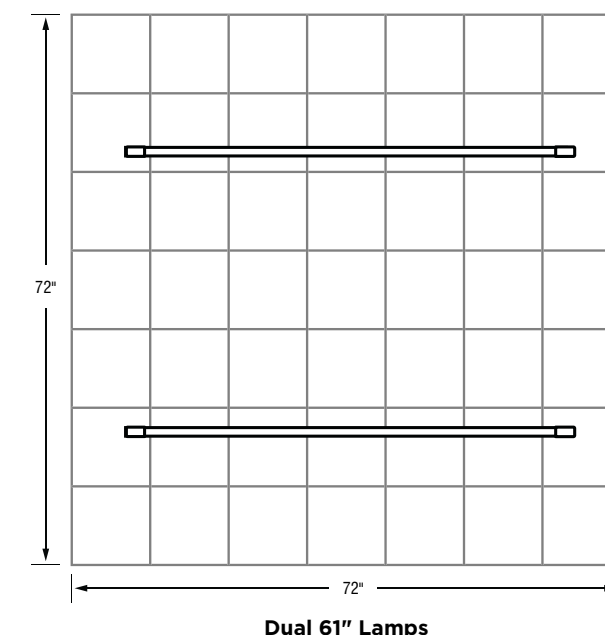
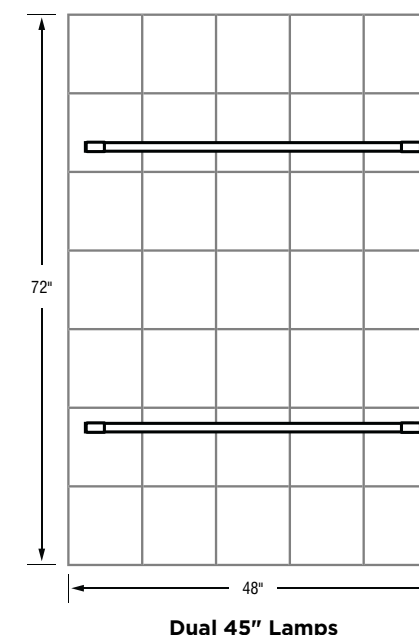
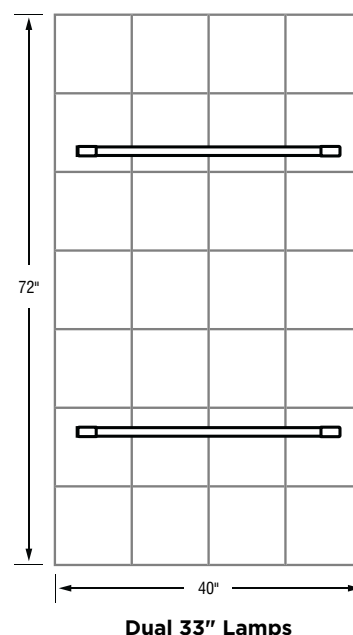
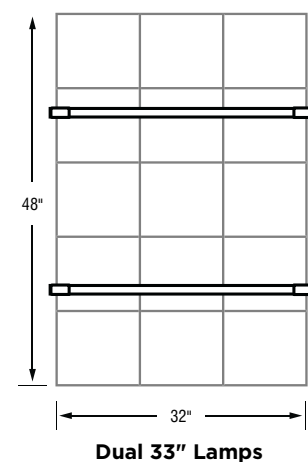
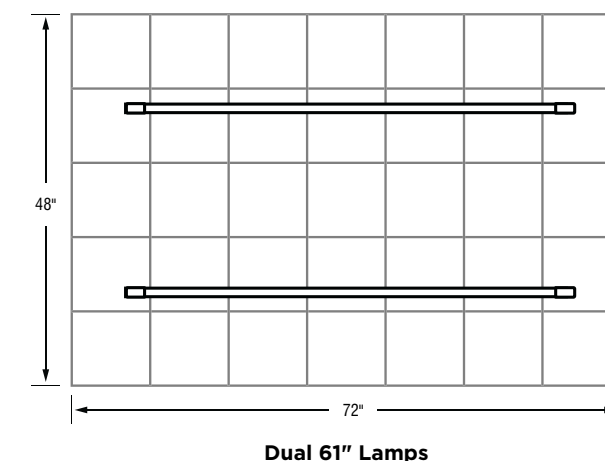
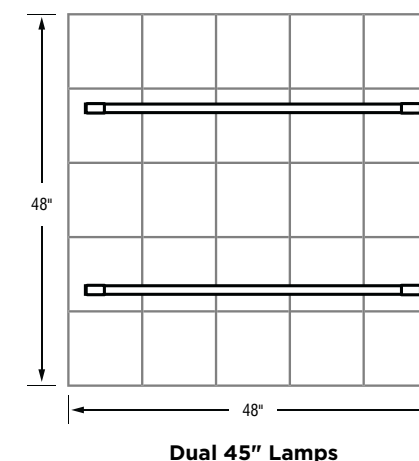
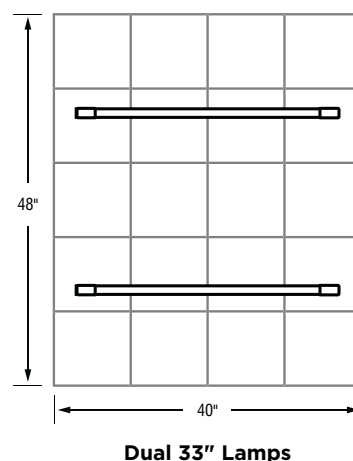
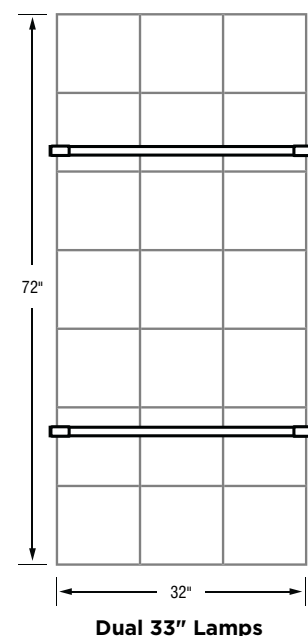
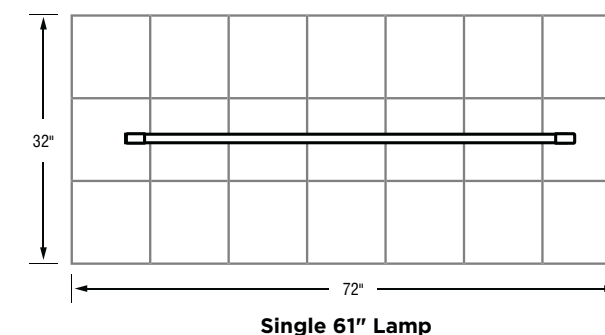
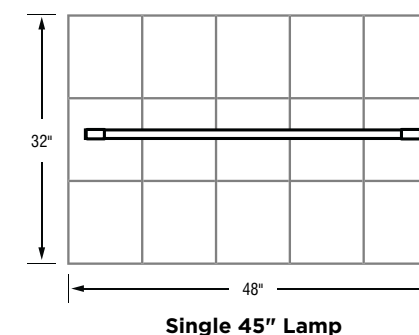
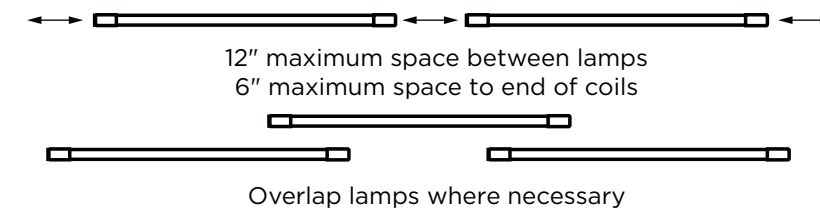
The distance of UV lamp ends to the edge of irradiated surface should not exceed 6".

One single lamp can cover 36" of coil height, 18" above and 18" below. Each lamp also covers an additional 6" of width beyond the ends of the lamp, 3" on either side of the lamp.

Note: The configurations shown here represent typical UVC coverage for surface treatment of coil surfaces. ASHRAE recommends 50-100 micro-watts / sq. cm of UV-C intensity for HVAC surface treatment. Air treatment requires 600 to 1500 micro joules / sq. cm for air treatment which more lamps than surface treatment. Contact Dust Free Engineering for air treatment design guidance.



LAMP SPACING



GENERAL

The Bio-Fighter® XL delivers a wide coverage area dose of germicidal UV-C light where the light shines onto HVAC surfaces. The Bio-Fighter® XL can inactivate SARS CoV-2 virus and specific bacteria and mold.¹

SPECIFICATIONS

MODEL	XL 21"	XL 33"	XL 45"	XL 61"
DIMENSIONS (HxWxL)	3.375" x 2.5" x 24"	3.375" x 2.5" x 36"	3.375" x 2.5" x 48"	3.375" x 2.5" x 64"
ELECTRICAL	120V, 50/60Hz, 1PH. Optional 230V. Optional 277V, 50/60Hz, 1PH.			
WEIGHT	3.9 lbs	4.6 lbs	6.4 lbs	8.3 lbs
UV-C OUTPUT (μW/cm²)	800	880	890	850
	Tested at 50° F, 12", 500FPM air velocity.			
TEMPERATURE	45°-F - 150° F (Outside of duct)			
LAMP LIFE	9,000 Hours.			
WARRANTY	Limited lifetime warranty.			

U.S. Patent Nos. 5,334,347, 5,817,276, 6,245,293, 6,267,924, 6,280,686, 6,313,470, 6,627,000, 6,539,727, 6,932,494, 6,550,257.



EPA Establishment No. 73316-TX-1

Visit <http://www.dustfree.com/testing> for a list of micro-organisms inactivated by Dust Free® products.

The product and technologies described are not medical devices, and are not intended to diagnose, treat, cure, or prevent any disease or illness.

1. SARS COV-2, MS2 virus, Bacillus thuringiensis bacteria, Aspergillus niger mold, and Serratia marcescens.

FEATURES

- Extra long lamps to maximize exposure over large commercial cooling coils.
- New magnetic mounting makes installation quicker than ever.
- Highly polished aluminum reflector focuses more UV-C light toward coil.
- Moisture boot seals lamp connections against moisture.
- Mounts in duct or AHU.
- Large T6 lamps are custom designed with cathode rings to maximize UV-C power and efficiency.
- Multiple conduit locations on chassis allow for a flexible installation in a variety of applications.
- Powerful 120V, 230V or 277V electronic ballast.

QTY	P/N	DESCRIPTION	VAC
	06170	BIO-FIGHTER XL 21"	120
	06172	BIO-FIGHTER XL 33"	120
	06174	BIO-FIGHTER XL 45"	120
	06176	BIO-FIGHTER XL 61"	120
	06178	BIO-FIGHTER XL 21"	230
	06179	BIO-FIGHTER XL 33"	230
	06188	BIO-FIGHTER XL 45"	230
	06189	BIO-FIGHTER XL 61"	230
	06171	BIO-FIGHTER XL 21	277
	06173	BIO-FIGHTER XL 33"	277
	06175	BIO-FIGHTER XL 45"	277
	06177	BIO-FIGHTER XL 61"	277

CUSTOMER:	
PROJECT:	
ENGINEER:	
PO #:	

To ensure maximum effectiveness, install and maintain the Bio-Fighter® XL in accordance with installation and maintenance instructions.