





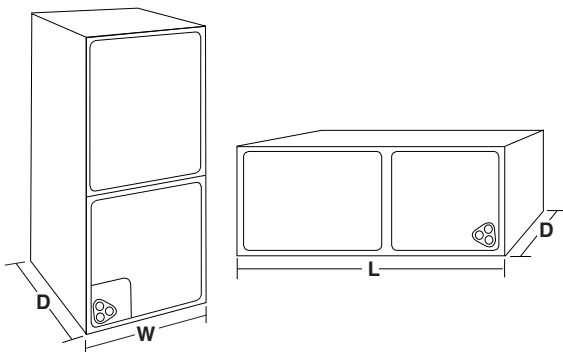


DRAIN PAN COMPATIBILITY CHART

MODEL/TONNAGE	LENGTH	WIDTH	DEPTH	VERT/HORIZ	 Titan	 Goliath HANGABLE	 Goliath VALUE SERIES
4FWMA030A (2.5 TONS) , 4FWMA024A (2 TONS)	36.75	18.25	18	VERTICAL(WxD)	24X24	30X36	
4FWMA031A (2.5 TONS), 4FWMA036A (3 TONS)	40	20.5	22	VERTICAL(WxD)	26X26	30X36	
4FWHA024A (2 TONS), 4FWHA025A (2 TONS) 4FWHA030A (2.5TONS), 4FWHA036A (3 TONS)	45	19.75	21.5	VERTICAL(WxD) HORIZONTAL(LxD)	26X26 30X50(H)	30X36 30X50;26X56	30X50
4FWHA042A (3.5TONS), 4FWHA048A (4 TONS) 4FWHA060A (5 TONS), 4FWHA061A (5 TONS)	51	23	22.5	VERTICAL(WxD) HORIZONTAL(LxD)	30X30 30X62(H)	30X36 28X57; 26X56	30X62
4FWCA024A (2 TONS), 4FWCA025A (2 TONS) 4FWCA030A (2.5 TONS), 4FWCA031A (2.5 TONS) 4FWCA036A (3 TONS)	45	19.75	21.5	VERTICAL(WxD) HORIZONTAL(LxD)	26X26 30X50(H)	30X36 30X50;26X56	30X50
4FWCA048A (4 TONS), 4FWCA049A (4 TONS) 4FWCA060A (5 TONS), 4FWCA061A (5 TONS)	51	23	22.5	VERTICAL(WxD) HORIZONTAL(LxD)	30X30 30X62(H)	30X36 28X57; 26X56	30X62
TAM8A0A24 (2 TONS)	50	17.5	22	VERTICAL(WxD) HORIZONTAL(LxD)	26X26 30X62(H)	30X36 28X57; 26X56	30X62
TAM8A0B30 (2.5TONS)	56	21	22	VERTICAL(WxD) HORIZONTAL(LxD)	26X26 30X62(H)	30X36 28X69; 30X62	30X62
TAM8A0C36 (3 TONS), TAM8A0C42 (3.5 TONS)	57	23.5	22	VERTICAL(WxD) HORIZONTAL(LxD)	30X30 30X62(H)	30x66; 30X36 28X69; 30X62	30x66 30X62
TAM8A0C48 (4 TONS), TAM8A0C60 (5 TONS) TAM8A0C61 (5 TONS)	62	23.5	22	VERTICAL(WxD) HORIZONTAL(LxD)	30X30	30X36 28X69; 30x66	
TAM7A0A24 (2 TONS)	50	17.5	22	VERTICAL(WxD) HORIZONTAL(LxD)	26X26 30X62(H)	30X36 28X57; 26X56	30X62
TAM7A0B30 (2.5TONS)	56	21	22	VERTICAL(WxD) HORIZONTAL(LxD)	26X26 30X62(H)	30X36 28X69; 30X62	30X62
TAM7A0C36 (3 TONS), TAM7A0C42 (3.5 TONS)	57	23.5	22	VERTICAL(WxD) HORIZONTAL(LxD)	30X30 30X62(H)	30x66; 30X36 28X69; 30X62	30x66 30X62
TAM7A0C48 (4 TONS), TAM7A0C60 (5 TONS) TAM7A0C61 (5 TONS)	62	23.5	22	VERTICAL(WxD) HORIZONTAL(LxD)	30X30	30X36 28X69; 30x66	
GAF2A0A18S11SA (1.5 TONS) GAF2A0A24S21SA (2 TONS) GAF2A0A30S21SA (2.5TONS) GAF2A0A36S21SA (3 TONS) GAF2A0A36M31SA (3 TONS)	39.5	17.5	21.8	VERTICAL(WxD) HORIZONTAL(LxD)	26X26 30X50(H)	30X36 30X50	30X50
GAT2A0B42S31SA (3.5 TONS)	51.5	21.3	21.8	VERTICAL(WxD) HORIZONTAL(LxD)	26X26 30X62(H)	30X36 28X57; 26X56	30X62
GAT2A0B48S41SA (4 TONS)	55.7	21.3	21.8	VERTICAL(WxD) HORIZONTAL(LxD)	26X26 30X62(H)	30X36 28X69; 30X62	30X62
GAT2A0C60S41SA (5 TONS)	56.9	23.5	21.8	VERTICAL(WxD) HORIZONTAL(LxD)	30X30 30X62(H)	30x66; 30X36 28X69; 30X62	30x66 30X62
GAM5A0A18 (1.5 TONS), GAM5A0A24 (2 TONS)	50	17.5	22	VERTICAL(WxD) HORIZONTAL(LxD)	26X26 30X62(H)	30X36 28X57; 26X56	30X62
GAM5A0B30 (2.5TONS)	52	21	22	VERTICAL(WxD) HORIZONTAL(LxD)	26X26 30X62(H)	30X36 28X57; 26X56	30X62

DRAIN PAN COMPATIBILITY CHART

MODEL/TONNAGE	LENGTH	WIDTH	DEPTH	VERT/HORIZ	 Titan	 Goliath HANGABLE	 Goliath VALUE SERIES
GAM5A0B36 (3 TONS)	56	21	22	VERTICAL(WxD) HORIZONTAL(LxD)	26X26 30X62(H)	30X36 28X69; 30X62	30X62
GAM5A0C42 (3.5 TONS)	57	23.5	22	VERTICAL(WxD) HORIZONTAL(LxD)	30X30 30X62(H)	30x66; 30X36 28X69; 30X62	30x66 30X62
GAM5A0C48 (4 TONS) GAM5A0C60 (5 TONS)	62	23.5	22	VERTICAL(WxD) HORIZONTAL(LxD)	30X30	30X36 28X69; 30x66	
TAM4A0A18 (1.5 TONS), TAM4A0A24 (2 TONS) TAM4A0A30 (2.5 TONS), TAM4A0A36 (3 TONS)	50	17.5	22	VERTICAL(WxD) HORIZONTAL(LxD)	26X26 30X62(H)	30X36 28X57; 26X56	30X62
TAM4A0B42 (3.5 TONS)	56	21	22	VERTICAL(WxD) HORIZONTAL(LxD)	26X26 30X62(H)	30X36 28X69; 30X62	30X62
TAM4A0C48 (4 TONS)	57	23.5	22	VERTICAL(WxD) HORIZONTAL(LxD)	30X30 30X62(H)	30x66; 30X36 28X69; 30X62	30x66 30X62
TAM4A0C60 (5 TONS)	62	23.5	22	VERTICAL(WxD) HORIZONTAL(LxD)	30X30	30X36 28X69; 30x66	
TAM8A0A24 (2 TONS)	50	17.5	22	VERTICAL(WxD) HORIZONTAL(LxD)	26X26 30X62 (H)	30X36 28X57; 26X56	30X62
TAM8A0B30 (2.5 TONS)	56	21	22	VERTICAL(WxD) HORIZONTAL(LxD)	26X26 30X62(H)	30X36 28X69; 30X62	30X62
TAM8A0C36 (3 TONS)	57	23.5	22	VERTICAL(WxD) HORIZONTAL(LxD)	30X30 30X62(H)	28X69 ; 30X36 30X62; 30x66	30X62; 30x66
TAM8A0C42 (3.5 TONS)	57	23.5	22	VERTICAL(WxD) HORIZONTAL(LxD)	30X30 30X62(H)	28X69 ; 30X36 30X62; 30x66	30X62; 30x66
TAM8A0C48 (4 TONS), TAM8A0C60 (5 TONS) TAM8A0C61 (5 TONS)	62	23.5	22	VERTICAL(WxD) HORIZONTAL(LxD)	30X30	28X69 ; 30X36 30X62; 30x66	
TAM7A0A24 (2 TONS)	50	17.5	22	VERTICAL(WxD) HORIZONTAL(LxD)	26X26 30X62(H)	30X36 28X57; 26X56	30X62
TAM7A0B30 (2.5 TONS)	56	21	22	VERTICAL(WxD) HORIZONTAL(LxD)	26X26 30X62 (H)	30X36 28X69; 30X62	30X62
TAM7A0C36 (3 TONS), TAM7A0C42 (3.5 TONS)	57	23.5	22	VERTICAL(WxD) HORIZONTAL(LxD)	30X30 30X62(H)	30x66; 30X36 28X69; 30X62	30x66 30X62
TAM7A0C48 (4 TONS), TAM7A0C60 (5 TONS) TAM7A0C61 (5 TONS)	62	23.5	22	VERTICAL(WxD) HORIZONTAL(LxD)	30X30	30X36 28X69; 30x66	






For More Information on Our Complete Line of Products,
Contact Us at:






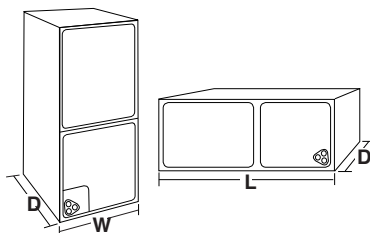
2601 Spenwick Dr. Houston, TX 77055
800-231-3345 • www.rectorseal.com

DRAIN PAN COMPATIBILITY CHART

MODEL/TONNAGE	LENGTH	WIDTH	DEPTH	VERT/HORIZ	 Titan	 Goliath HANGABLE	 Goliath VALUE SERIES
FE4ANF002000/FE4ANF002T00 (3 TONS)	42.6875	17.625	22.0625	VERTICAL(WxD) HORIZONTAL(LxD)	26X26 30X50(H)	30X36 30X50; 26X56	30X50
FE4ANF003000/FE4AN(B,F)003T00 (3.5 TONS)	53.4375	21.125	22.0625	VERTICAL(WxD) HORIZONTAL(LxD)	26X26 30X62(H)	30X36 28X57; 30X62	30X62
FE4ANB006000/FE4ANB006T00 (5 TONS)	59.1875	24.6875	22.0625	VERTICAL(WxD) HORIZONTAL(LxD)	30X30 30X62(H)	30x66; 30X36 28X69; 30X62	30x66 30X62
FV4BNB - SIZE 003 (3.5 TONS)	53.4375	21.125	22.0625	VERTICAL(WxD) HORIZONTAL(LxD)	26X26 30X62(H)	30X36 28X57; 30X62	30X62
FV4BNB - SIZE 005 (4 TONS)	59.1875	24.6875	22.0625	VERTICAL(WxD) HORIZONTAL(LxD)	30x30 30x62(H)	30x66; 30x36 28X69; 30X62	30x66 30x62
FV4BNF - SIZE 002 (3 TONS)	42.6875	17.625	22.0625	VERTICAL(WxD) HORIZONTAL(LxD)	26X26 30X50(H)	30X36 30X50; 26X56	30X50
FV4BNF - SIZE 003 (3.5 TONS)	53.4375	21.125	22.0625	VERTICAL(WxD) HORIZONTAL(LxD)	26X26 30X62(H)	30X36 28X57; 30X62	30X62
FX4CNF018000/FX4CNF018005 (1.5 TONS)	42.6875	14.3125	22.0625	VERTICAL(WxD) HORIZONTAL(LxD)	26X26 30X50(H)	30X36 30X50; 26X56	30X50
FX4CNF024000/FX4CNF024005 (2 TONS)	47.6875	17.625	22.0625	VERTICAL(WxD) HORIZONTAL(LxD)	26X26 30X62(H)	30X36 28x57; 26X56	30X62
FX4CNF030000/FX4CNF030008 (2.5 TONS)	49.625	17.625	22.0625	VERTICAL(WxD) HORIZONTAL(LxD)	26X26 30X62(H)	30X36 28x57; 26X56	30X62
FX4CNF036000/FX4CNF036010 (3 TONS)	53.4375	21.125	22.0625	VERTICAL(WxD) HORIZONTAL(LxD)	26X26 30X62(H)	30X36 28X57; 30X62	30X62
FX4CNF042000/FX4CNF042010 (3.5 TONS)	49.625	21.125	22.0625	VERTICAL(WxD) HORIZONTAL(LxD)	26X26 30X62(H)	30X36 28x57; 26X56	30X62
FX4CNF048000/FX4CNF048010 (4 TONS)	53.4375	21.125	22.0625	VERTICAL(WxD) HORIZONTAL(LxD)	26X26 30X62 (H)	30X36 28X57; 30X62	30X62
FX4CNF060000/FX4CNF060010/FX4CNF060015 (5 TONS)	59.1875	24.6875	22.0625	VERTICAL(WxD) HORIZONTAL(LxD)	30x30 30x62 (H)	30x66; 30x36 28X69; 30X62	30x66 30x62
FX4CNB036000 (3 TONS)	53.4375	21.125	22.0625	VERTICAL(WxD) HORIZONTAL(LxD)	26X26 30X62(H)	30X36 28X57; 30X62	30X62
FX4CNB042000 (3.5 TONS)	53.4375	21.125	22.0625	VERTICAL(WxD) HORIZONTAL(LxD)	26X26 30X62(H)	30X36 28X57; 30X62	30X62
FX4CNB048000 (4 TONS)	59.1875	14.6875	22.0625	VERTICAL(WxD) HORIZONTAL(LxD)	30x30 30x62(H)	30x66; 30x36 28X69; 30X62	30x66 30x62
FC4DNF018000/FC4DNF018005 (1.5 TONS)	42.6875	14.3125	22.0625	VERTICAL(WxD) HORIZONTAL(LxD)	26X26 30X50(H)	30X36 30X50; 26X56	30X50
FC4DNF024000/FC4DNF024005 (2 TONS)	47.6875	17.625	22.0625	VERTICAL(WxD) HORIZONTAL(LxD)	26X26 30X62(H)	30X36 28x57; 26X56	30X62
FC4DNF030000/FC4DNF030008 (2.5 TONS)	49.625	17.625	22.0625	VERTICAL(WxD) HORIZONTAL(LxD)	26X26 30X62(H)	30X36 28x57; 26X56	30X62
FC4DNF036000/FC4DNF036008/FC4DNF036010 (3 TONS)	53.4375	21.125	22.0625	VERTICAL(WxD) HORIZONTAL(LxD)	26X26 30X62(H)	30X36 28X57; 30X62	30X62
FC4DNF042000/FC4DNF042010/FC4DNF042015 (3.5 TONS)	49.625	21.125	22.0625	VERTICAL(WxD) HORIZONTAL(LxD)	26X26 30X62(H)	30X36 28x57; 26X56	30X62
FC4DNF048000/FC4DNF048010/FC4DNF048015 (4 TONS)	53.4375	21.125	22.0625	VERTICAL(WxD) HORIZONTAL(LxD)	26X26 30X62(H)	30X36 28X57; 30X62	30X62
FC4DNF060000/FC4DNF060010/FC4DNF060015 (35 TONS)	59.1875	24.6875	22.0625	VERTICAL(WxD) HORIZONTAL(LxD)	30x30 30x62(H)	30x66; 30x36 28X69; 30X62	30x66 30x62
FC4DNB036000 (3 TONS)	53.4375	21.125	22.0625	VERTICAL(WxD) HORIZONTAL(LxD)	26X26 30X62(H)	30X36 28X57; 30X62	30X62

DRAIN PAN COMPATIBILITY CHART

MODEL/TONNAGE	LENGTH	WIDTH	DEPTH	VERT/HORIZ	 Titan	 Goliath HANGABLE	 Goliath VALUE SERIES
FC4DNB060000 (5 TONS)	59.1875	24.6875	22.0625	VERTICAL(WxD) HORIZONTAL(LxD)	30x30 30x62(H)	30x66; 30x36 28X69; 30X62	30x66 30x62
FY4ANF018(T,0)00/FY4ANF018005/FY4ANF018008 (1.5 TONS)	42.6875	14.625	22.0625	VERTICAL(WxD) HORIZONTAL(LxD)	26X26 30X50(H)	30X36 30X50; 26X56	30X50
FY4ANF024(T,0)00/FY4ANF024005/FY4ANF024010 (2 TONS)	47.6875	17.625	22.0625	VERTICAL(WxD) HORIZONTAL(LxD)	26X26 30X62(H)	30X36 28x57; 26X56	30X62
FY4ANF030(T,0)00/FY4ANF030008/FY4ANF030010 (2.5 TONS)	47.6875	17.625	22.0625	VERTICAL(WxD) HORIZONTAL(LxD)	26X26 30X62(H)	30X36 28x57; 26X56	30X62
FY4ANF036(T,0)00/FY4ANF036010/FY4ANF036015 (3 TONS)	53.4375	21.125	22.0625	VERTICAL(WxD) HORIZONTAL(LxD)	26X26 30X62(H)	30X36 28X57; 30X62	30X62
FY4ANF042(T,0)00/FY4ANF042010/FY4ANF042015 (3.5 TONS)	49.625	21.125	22.0625	VERTICAL(WxD) HORIZONTAL(LxD)	26X26 30X62(H)	30X36 28X57; 26X56	30X62
FY4ANF048(T,0)00/FY4ANF048010/FY4ANF048015 (4 TONS)	53.4375	21.125	22.0625	VERTICAL(WxD) HORIZONTAL(LxD)	26X26 30X62(H)	30X36 28X57; 30X62	30X62
FY4ANB060(T,0)00/FY4ANB060010/FY4ANB060015 (5 TONS)	59.1875	24.6875	22.0625	VERTICAL(WxD) HORIZONTAL(LxD)	30x30 30X62(H)	30x66; 30x36 28X69; 30X62	30x66 30x62
FA4CNF018000/FA4CNF018005/ FA4CNC018005/FA4CNF018008 (1.5 TONS)	42.6875	14.3125	22.0625	VERTICAL(WxD) HORIZONTAL(LxD)	26X26 30X50(H)	30X36 30X50; 26X56	30X50
FA4CNF024000/FA4CNF024005/ FA4CNC024005/FA4CNF024010 (2 TONS)	47.6875	17.625	22.0625	VERTICAL(WxD) HORIZONTAL(LxD)	26X26 30X62(H)	30X36 28x57; 26X56	30X62
FA4CNF030000/FA4CNF030008/ FA4CNC030008/FA4CNF030010 (2.5 TONS)							
FA4CNF036000/FA4CNF036010/ FA4CNC036010/FA4CNF036015 (3 TONS)	53.4375	21.125	22.0625	VERTICAL(WxD) HORIZONTAL(LxD)	26X26 30X62(H)	30X36 28X57; 30X62	30X62
FA4CNF042000/FA4CNF042010/ FA4CNC042010/FA4CNF042015 (3.5 TONS)	49.625	21.125	22.0625	VERTICAL(WxD) HORIZONTAL(LxD)	26X26 30X62(H)	30X36 28X57; 26X56	30X62
FA4CNF048000/FA4CNF048010/ FA4CNC048010/FA4CNF048015 (4 TONS)	53.4375	21.125	22.0625	VERTICAL(WxD) HORIZONTAL(LxD)	26X26 30X62(H)	30X36 28X57; 30X62	30X62
FA4CNB060000/FA4CNB060010/ FA4CNC060010/FA4CNB060015 (5 TONS)	59.1875	24.6875	22.0625	VERTICAL(WxD) HORIZONTAL(LxD)	30x30 30X62(H)	30x66; 30x36 28X69; 30X62	30x66 30x62
FB4CNF018(O,T)00/FB4CNF018(O,T)05/FB4CNF018(O,T)08 (1.5 TONS)	42.6875	14.3125	22.0625	VERTICAL(WxD) HORIZONTAL(LxD)	26X26 30X50	30X36 30X50; 26X56	30X50
FB4CNF024(O,T)00/FB4CNF024(O,T)05/FB4CNF024(O,T)10 (2 TONS)	42.6875	14.3125	22.0625	VERTICAL(WxD) HORIZONTAL(LxD)	26X26 30X50(H)	30X36 30X50; 26X56	30X50
FB4CNF030(O,T)00/FB4CNF030(O,T)08/FB4CNF024(O,T)10 (2.5 TONS)	49.625	17.625	22.0625	VERTICAL(WxD) HORIZONTAL(LxD)	26X26 30X62(H)	30X36 28X57; 26X56	30X62
FB4CNF036(O,T)00/FB4CNF036(O,T)10/FB4CNF036(O,T)15 (3 TONS)	49.625	17.625	22.0625	VERTICAL(WxD) HORIZONTAL(LxD)	26X26 30X62(H)	30X36 28X57; 26X56	30X62
FB4CNF042(O,T)00/FB4CNF042(O,T)10/FB4CNF042(O,T)15 (3.5 TONS)	49.625	21.125	22.0625	VERTICAL(WxD) HORIZONTAL(LxD)	26X26 30X62(H)	30X36 28X57; 26X56	30X62
FB4CNF048(O,T)00/FB4CNF048(O,T)10/FB4CNF048(O,T)15 (4 TONS)	49.625	21.125	22.0625	VERTICAL(WxD) HORIZONTAL(LxD)	26X26 30X62(H)	30X36 28X57; 26X56	30X62
FB4CNF060(O,T)00/FB4CNF060(O,T)15 (5 TONS)	53.4375	21.125	22.0625	VERTICAL(WxD) HORIZONTAL(LxD)	26X26 30X62(H)	30X36 28X57; 30X62	30X62





For More Information on Our Complete Line of Products,
Contact Us at:




2601 Spenwick Dr. Houston, TX 77055
800-231-3345 • www.rectorseal.com

DRAIN PAN COMPATIBILITY CHART

MODEL/TONNAGE	LENGTH	WIDTH	DEPTH	VERT/HORIZ	 Titan	 Goliath HANGABLE	 Goliath VALUE SERIES
RBHP - SIZE 17 (1.5-2 Tons)	35	17.5	22	VERTICAL(WxD) HORIZONTAL(LxD)	26x26 30x50	30x36 30x50	30x50
RBHP - SIZE 21 (2.5-3 Tons)	35	21	22	VERTICAL(WxD) HORIZONTAL(LxD)	26x26 30x50	30x36 30x50	30x50
RBHP - SIZE 24 (3.5-4 Tons)	35	24.5	22	VERTICAL(WxD) HORIZONTAL(LxD)	30x30 30x50	30x36 30x50	30x50
RBHP - SIZE 25 (5 Tons)	35	24.5	22	VERTICAL(WxD) HORIZONTAL(LxD)	30x30 30x50	30x36 30x50	30x50
RHLA/RHLL/RHSA/RHSL - 1817/2417 (1.5-2 Tons)	42.5	17.5	21.6875	VERTICAL(WxD) HORIZONTAL(LxD)	26x26 30x50	30x36 30X50; 26X56	30x50
RHLA/RHLL/RHSA/RHSL - 3017/3617 (2.5-3 Tons)	42.5	21	21.6875	VERTICAL(WxD) HORIZONTAL(LxD)	26x26 30x50	30x36 30X50; 26X56	30x50
RHLA/RHLL/RHSA/RHSL - 3621 (3 Tons)	42.5	21	21.6875	VERTICAL(WxD) HORIZONTAL(LxD)	26x26 30x50	30x36 30X50; 26X56	30x50
RHLA/RHLL/RHSA/RHSL - 3821 (3 Tons)	50.5	21	21.6875	VERTICAL(WxD) HORIZONTAL(LxD)	26x26 30x62	30x36 28X57; 26X56	30x62
RHLA/RHLL/RHSA/RHSL - 4824 (4 Tons)	55.5	24.5	21.6875	VERTICAL(WxD) HORIZONTAL(LxD)	30X30 30X62	30X36 30X62; 28X69	30X62
RHPL - 2421 (2 Tons)	42.5	21	21.6875	VERTICAL(WxD) HORIZONTAL(LxD)	26x26 30x50	30x36 30X50; 26X56	30x50
RHPL - 3621 (3 Tons)	42.5	21	21.6875	VERTICAL(WxD) HORIZONTAL(LxD)	26x26 30x62	30x36 28X57; 26X56	30x62
RHPL - 3821 (3 Tons)	50.5	21	21.6875	VERTICAL(WxD) HORIZONTAL(LxD)	26x26 30x62	30x36 28X57; 26X56	30x62
RHPL - 4824 (4 Tons)	55.5	24.5	21.6875	VERTICAL(WxD) HORIZONTAL(LxD)	30X30 30X62	30X36 30X62; 28X69	30X62
RHPL - 6024 (5 Tons)	55.5	24.5	21.6875	VERTICAL(WxD) HORIZONTAL(LxD)	30X30 30X62	30X36 30X62; 28X69	30X62
RHKA/RHKL - SIZE 17 (1.5-3 Tons)	42.5	17.5	21.6875	VERTICAL(WxD) HORIZONTAL(LxD)	26x26 30x50	30x36 30X50; 26X56	30x50
RHKA/RHKL - SIZE 21 (3.5-4 Tons)	50.5	21	21.6875	VERTICAL(WxD) HORIZONTAL(LxD)	26x26 30x62	30x36 28X57; 26X56	30x62
RHKA/RHKL - SIZE 24 (4-5 Tons)	55.5	24.5	21.6875	VERTICAL(WxD) HORIZONTAL(LxD)	30X30 30X62	30X36 30X62; 28X69	30X62
RBHM - SIZE 17 (2 Tons)	45.5	17.5	22.5	VERTICAL(WxD) HORIZONTAL(LxD)	26x26 30x50	30x36 30X50; 26X56	30x50
RBHM - SIZE 24 (3 Tons)	45.5	24.5	22.5	VERTICAL(WxD) HORIZONTAL(LxD)	30X30 30x50	30x36 30X50	30x50
RBHM - SIZE 25 (4 Tons)	45.5	24.5	22.5	VERTICAL(WxD) HORIZONTAL(LxD)	30X30 30x50	30x36 30X50; 26X56	30x50
RBHM - SIZE 26 (5 Tons)	45.5	24.5	22.5	VERTICAL(WxD) HORIZONTAL(LxD)	30X30 30x50	30x36 30X50; 26X56	30x50
RHPN - 2421 (2 Tons)	42.5	21	21.6875	VERTICAL(WxD) HORIZONTAL(LxD)	26x26 30x50	30x36 30X50; 26X56	30x50
RHPN - 3624 (3 Tons)	55.5	24.5	21.6875	VERTICAL(WxD) HORIZONTAL(LxD)	30X30 30X62	30X36 30X62; 28X69	30X62
RHPN - 4824 (4 Tons)	55.5	24.5	21.6875	VERTICAL(WxD) HORIZONTAL(LxD)	30X30 30X62	30X36 30X62; 28X69	30X62
RHPN - 6024 (5 Tons)	55.5	24.5	21.6875	VERTICAL(WxD) HORIZONTAL(LxD)	30X30 30X62	30X36 30X62; 28X69	30X62
RHAL - SIZE 18 (1.5 Tons)	36	21.5	17	VERTICAL(WxD) HORIZONTAL(LxD)	26x26 30x50	30x36 30X50	30x50
RHAL - SIZE 24 (2 Tons)	36	21.5	17	VERTICAL(WxD) HORIZONTAL(LxD)	26x26 30x50	30x36 30X50	30x50
RHAL - SIZE 30 (2.5 Tons)	36	24	21	VERTICAL(WxD) HORIZONTAL(LxD)	30X30 30X50	30X36 30X50	30X50
RHAL - SIZE 36 (3 Tons)	36	24	21	VERTICAL(WxD) HORIZONTAL(LxD)	30X30 30X50	30X36 30X50	30X50
RHBL - SIZE 24 (2 Tons)	36	21.5	17	VERTICAL(WxD) HORIZONTAL(LxD)	26x26 30x50	30x36 30X50	30x50
RHBL - SIZE 36 (3 Tons)	36	24	21	VERTICAL(WxD) HORIZONTAL(LxD)	30X30 30X50	30X36 30X50	30X50

DRAIN PAN COMPATIBILITY CHART

MODEL/TONNAGE	LENGTH	WIDTH	DEPTH	VERT/HORIZ	 Titan	 Goliath HANGABLE	 Goliath VALUE SERIES
RHWP - 04WM (3 Tons) RHWP - 06WM (5 Tons)	35	17.5	29	VERTICAL(WxD) HORIZONTAL(LxD)		30X36	
RHWP - 08WR (6.5 Tons) RHWP - 10WR (7.5 Tons)	35	24.5	29	VERTICAL(WxD) HORIZONTAL(LxD)		30X36	
RHML - 2421 (2 Tons)	42.5	21	21.6875	VERTICAL(WxD) HORIZONTAL(LxD)	26x26 30x50	30x36 30X50; 26X56	30x50
RHML - 3621 (3 Tons)	50.5	21	21.6875	VERTICAL(WxD) HORIZONTAL(LxD)	26x26 30x62	30x36 28X57; 26X56	30x62
RHML - 4824 (4 Tons) RHML - 6024 (5 Tons)	55.5	24.5	21.6875	VERTICAL(WxD) HORIZONTAL(LxD)	30X30 30X62	30X36 30X62; 28X69	30X62
RBHN/UBHN - SIZE 24 (3 Tons)	45.5	24.5	22	VERTICAL(WxD) HORIZONTAL(LxD)	30X30 30x50	30x36 30X50; 26X56	30x50
RBHL (RCQC) - SIZE 17 (2 Tons)	45.5	17.5	22	VERTICAL(WxD) HORIZONTAL(LxD)	26x26 30x50	30x36 30X50; 26X56	30x50
RBHL (RCQC) - SIZE 21 (2.5 Tons)	45.5	21	22	VERTICAL(WxD) HORIZONTAL(LxD)	26x26 30x50	30x36 30X50; 26X56	30x50
RBHL (RCQC) - SIZE 24 (3 Tons) RBHL (RCQC) - SIZE 25 (3.5-4 Tons) RBHL (RCQC) - SIZE 26 (4-4.5 Tons)	45.5	24.5	22	VERTICAL(WxD) HORIZONTAL(LxD)	30X30 30x50	30x36 30X50; 26X56	30x50
RBHK - SIZE 17 (1.5-2 Tons)	52.5	17.5	22	VERTICAL(WxD) HORIZONTAL(LxD)	26X26 30X62	30X36 28X57; 26X56	30X62
RBHK - SIZE 21 (2.5-3 Tons)	52.5	21	22	VERTICAL(WxD) HORIZONTAL(LxD)	26X26 30X62	30X36 28X57; 26X56	30X62
RBHK - SIZE 24 (3.5-4 Tons) RBHK - SIZE 24 (RCXX-51A1) (3.5-4 Tons) RBHK - SIZE 25 (RCXX-61A1) (5 Tons)	52.5	24.5	22	VERTICAL(WxD) HORIZONTAL(LxD)	30X30 30X62	30X36 28X57; 26X56	30X62
14AH (MULTIFLEX COIL) (1.5-2 Tons)	35	14	22	VERTICAL(WxD) HORIZONTAL(LxD)	26x26 30x50	30x36 30X50	30x50
17AH (MULTIFLEX COIL) (2.5-3 Tons)	35	17.5	22	VERTICAL(WxD) HORIZONTAL(LxD)	26x26 30x50	30x36 30X50	30x50
21AH (MULTIFLEX COIL) (3.5-4 Tons)	35	21	22	VERTICAL(WxD) HORIZONTAL(LxD)	26x26 30x50	30x36 30X50	30x50
24AH (MULTIFLEX COIL) (5 Tons)	35	24.5	22	VERTICAL(WxD) HORIZONTAL(LxD)	30X30 30x50	30x36 30X50	30x50
14AH ("A" COIL) - SIZE 17 (2.5-3 Tons)	45.5	17.5	22	VERTICAL(WxD) HORIZONTAL(LxD)	26x26 30x50	30x36 30X50; 26X56	30x50
14AH ("A" COIL) - SIZE 21 (3.5-4 Tons)	45.5	21	22	VERTICAL(WxD) HORIZONTAL(LxD)	26x26 30x50	30x36 30X50; 26X56	30x50
14AH ("A" COIL) - SIZE 24 (5 Tons)	45.5	24.5	22	VERTICAL(WxD) HORIZONTAL(LxD)	30X30 30x50	30x36 30X50; 26X56	30x50
RBHC - SIZE 14 (1.5-2 Tons)	35	14	22	VERTICAL(WxD) HORIZONTAL(LxD)	26x26 30x50	30x36 30X50	30x50
RBHC - SIZE 17 (2.5-3 Tons)	35	17.5	22	VERTICAL(WxD) HORIZONTAL(LxD)	26x26 30x50	30x36 30X50	30x50
RBHC - SIZE 21 (3.5-4 Tons)	35	21	22	VERTICAL(WxD) HORIZONTAL(LxD)	26x26 30x50	30x36 30X50	30x50
RBHC - SIZE 24 (5 Tons)	35	24.5	22	VERTICAL(WxD) HORIZONTAL(LxD)	30X30 30x50	30x36 30X50	30x50
UHPL - 2421 (2 Tons) UHPL - 3621 (3 Tons)	42.5	21	22	VERTICAL(WxD) HORIZONTAL(LxD)	26x26 30x50	30x36 30X50; 26X56	30x50
UHPL - 4824 (4 Tons) UHPL - 6024 (5 Tons)	55.5	24.5	22	VERTICAL(WxD) HORIZONTAL(LxD)	30X30 30X62	30X36 30X62; 28X69	30X62






For More Information on Our Complete Line of Products, Contact Us at:



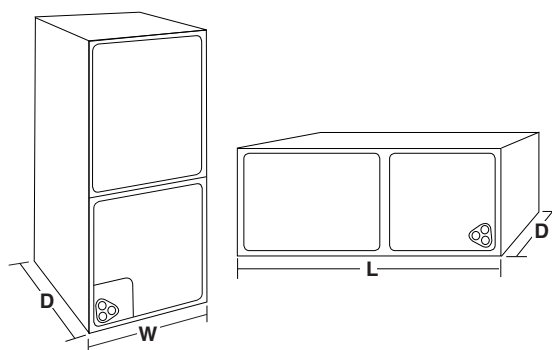
2601 Spenwick Dr. Houston, TX 77055
800-231-3345 • www.rectorseal.com

DRAIN PAN COMPATIBILITY CHART

MODEL/TONNAGE	LENGTH	WIDTH	DEPTH	VERT/HORIZ	 Titan	 Goliath HANGABLE	 Goliath VALUE SERIES
CBX40UHV - SIZE 024 (2 TONS)	55.25	21.24	22.625	VERTICAL(WxD) HORIZONTAL(LxD)	30X30 30X62	30X36 30X62; 28X69	30X62
CBX40UHV - SIZE 030 (2.5 TONS) CBX40UHV - SIZE 036 (3 TONS)	55.25	21.25	22.625	VERTICAL(WxD) HORIZONTAL(LxD)	30X30 30X62	30X36 30X62; 28X69	30X62
CBX40UHV - SIZE 042 (3.5 TONS)	62.75	21.25	25.625	VERTICAL(WxD) HORIZONTAL(LxD)	30X30	30X36 28X69	
CBX40UHV - SIZE 048 (4 TONS) CBX40UHV - SIZE 060 (5 TONS)	62.75	21.25	25.625	VERTICAL(WxD) HORIZONTAL(LxD)	30X30	30X36 28X69	
CBX32MV - SIZE 018/024 (1.5-2 TONS)	45.25	16.25	20.625	VERTICAL(WxD) HORIZONTAL(LxD)	26x26 30x50	30x36 30X50; 26X56	30x50
CBX32MV - SIZE 024/30 (2-2.5 TONS)	49.25	21.25	20.625	VERTICAL(WxD) HORIZONTAL(LxD)	26X26 30X62	30X36 28X57; 26X56	30X62
CBX32MV - SIZE 036 (3 TONS)	51	21.25	22.625	VERTICAL(WxD) HORIZONTAL(LxD)	26X26 30X62	30X36 28X57; 26X56	30X62
CBX32MV - SIZE 048 (4 TONS) CBX32MV - SIZE 060 (5 TONS)	58.5	21.25	24.625	VERTICAL(WxD) HORIZONTAL(LxD)	30X30 30X62	30x66; 30X36 30X62; 28X69	30x66 30X62
CBX32MV - SIZE 068 (5.5 TONS)	64	21.25	26.625	VERTICAL(WxD) HORIZONTAL(LxD)		30X36	
CBWMV 24B-040 (2 TONS) CBWMV 36B-070 (3 TONS)	40	17.5	28.5	VERTICAL(WxD) HORIZONTAL(LxD)		30X36	
CBWMV 36C-090 (3 TONS) CBWMV 60C-100 (5 TONS) CBWMV 60C-120 (5 TONS)	40	21	28.5	VERTICAL(WxD) HORIZONTAL(LxD)		30X36	
CBX27UH - SIZE 018/024 (1.5-2 TONS)	49.25	21.25	20.625	VERTICAL(WxD) HORIZONTAL(LxD)	26x26 30X62	30x36 28X57; 26X56	30X62
CBX27UH - SIZE 030 (2.5 TONS) CBX27UH - SIZE 036 (3 TONS)	51	21.25	22.625	VERTICAL(WxD) HORIZONTAL(LxD)	26x26 30X62	30x36 28X57; 26X56	30X62
CBX27UH - SIZE 042/048 (3.5-4 TONS)	58.5	21.25	24.625	VERTICAL(WxD) HORIZONTAL(LxD)	30X30 30X62	30x66; 30X36 30X62; 28X69	30x66 30X62
CBX27UH - SIZE 060 (5 TONS)	62.5	21.25	24.625	VERTICAL(WxD) HORIZONTAL(LxD)	30X30	30X36 28X69; 30x66	
CBX32M - SIZE 018/024 (1.5-2 TONS)	45.25	16.25	20.625	VERTICAL(WxD) HORIZONTAL(LxD)	26X26 30X50	30X36 30X50; 26X56	30X50

DRAIN PAN COMPATIBILITY CHART

MODEL/TONNAGE	LENGTH	WIDTH	DEPTH	VERT/HORIZ	 Titan	 Goliath HANGABLE	 Goliath VALUE SERIES
CBX32M - SIZE 030 (2.5 TONS)	49.25	21.25	20.625	VERTICAL(WxD) HORIZONTAL(LxD)	26x26 30X62	30x36 28X57; 26X56	30X62
CBX32M - SIZE 036 (3 TONS)	51	21.25	22.625	VERTICAL(WxD) HORIZONTAL(LxD)	26x26 30X62	30x36 28X57; 26X56	30X62
CBX32M - SIZE 042 (3.5 TONS)	52.5	21.25	22.625	VERTICAL(WxD) HORIZONTAL(LxD)	26x26 30X62	30x36 28X57; 26X56	30X62
CBX32M - SIZE 048/060 (4-5 TONS)	58.5	21.25	24.625	VERTICAL(WxD) HORIZONTAL(LxD)	30X30 30X62	30x66; 30X36 30X62; 28X69	30x66 30X62
CBX26UH - SIZE 018 (1.5 TONS) CBX26UH - SIZE 024 (2 TONS)	46.75	18.5	22	VERTICAL(WxD) HORIZONTAL(LxD)	26x26 30X50	30x36 30X50; 26X56	30X50
CBX26UH - SIZE 030 (2.5 TONS) CBX26UH - SIZE 036 (3 TONS)	51	21.25	22	VERTICAL(WxD) HORIZONTAL(LxD)	26x26 30X62	30x36 28X57; 26X56	30X62
CBX26UH - SIZE 037 (3 TONS) CBX26UH - SIZE 042 (3.5 TONS) CBX26UH - SIZE 048 (4 TONS)	54	21.25	26	VERTICAL(WxD) HORIZONTAL(LxD)	26x26 30X62	30x36 30X62; 28X69	30X62
CBX26UH - SIZE 060 (5 TONS)	60	21.25	26	VERTICAL(WxD) HORIZONTAL(LxD)	30X30	30X36; 30x66	



For More Information on Our Complete Line of Products, Contact Us at:





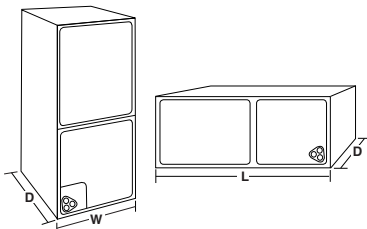
2601 Spenwick Dr. Houston, TX 77055
800-231-3345 • www.rectorseal.com



Advanced Distributor Products

DRAIN PAN COMPATIBILITY CHART

MODEL/TONNAGE	LENGTH	WIDTH	DEPTH	VERT/HORIZ.	 Titan	 Goliath HANGABLE	 Goliath VALUE SERIES
W SERIES 18 (1.5 TONS) W SERIES 24 (2 TONS)	38.5	22.12	15	VERTICAL(WxD)	26X26	30X36	
W SERIES 30 (2.5 TONS)	38.5	22.12	15	VERTICAL(WxD)	26X26	30X36	
W SERIES 31 (2.5 TONS) W SERIES 36 (3 TONS) W SERIES 42 (3.5 TONS)	44.5	22.12	18.75	VERTICAL(WxD)	26X26	30X36	
S SERIES (ALL) (3 TONS)	29.75	22	18.75	VERTICAL(WxD)	26X26	30X36	
R SERIES 18 (1.5 TONS) R SERIES 24 (2 TONS)	46.75	18.5	22	VERTICAL(WxD) HORIZONTAL(LxD)	26X26 30X62	30X36 28X57; 26X56	30X50
R SERIES 30 (2.5 TONS) R SERIES 36 (3 TONS)	51	21.25	22	VERTICAL(WxD) HORIZONTAL(LxD)	26X26 30X62	30X36 28X57; 26X56	30X62
R SERIES 42 (3.5 TONS) R SERIES 48 (4 TONS)	54	21.25	26	VERTICAL(WxD) HORIZONTAL(LxD)	30X30 30X62	30X36 28X69; 30X62	30X62
R SERIES 60 (6 TONS)	60	21.25	26	VERTICAL(WxD) HORIZONTAL(LxD)	30X30	30X36 28X69; 30X66	
B SERIES 12 (1 TON) B SERIES 18 (1.5 TONS) B SERIES 24 (2 TONS)	44	15	22	VERTICAL(WxD) HORIZONTAL(LxD)	26X26 30X50	30X36 30X50; 26X56	30X50
B SERIES 25 (2 TONS) B SERIES 30 (2.5 TONS) B SERIES 36 (3 TONS)	48	18.5	22	VERTICAL(WxD) HORIZONTAL(LxD)	26X26 30X62	30X36 28X57; 26X56	30X62
B SERIES 31 (2.5 TONS) B SERIES 37 (3 TONS) B SERIES 42 (3.5 TONS) B SERIES 48 (4 TONS)	49	20	26	VERTICAL(WxD) HORIZONTAL(LxD)	30X30 30X62	30X36 28X57; 26X56	30X62
B SERIES 60 (5 TONS)	53	22	26	VERTICAL(WxD) HORIZONTAL(LxD)	30X30 30X62	30X36 28X57; 30X62	30X62
F SERIES 18 (1 TON)	36	15	22	VERTICAL(WxD) HORIZONTAL(LxD)	26X26 30X50	30X36 30X50	30X50
F SERIES 24 (2 TONS)	36	15	22	VERTICAL(WxD) HORIZONTAL(LxD)	26X26 30X50	30X36 30X50	30X50
F SERIES 25 (2 TONS) F SERIES 30 (2.5 TONS)	41	18.5	22	VERTICAL(WxD) HORIZONTAL(LxD)	26X26 30X50	30X36 30X50	30X50
F SERIES 31 (2.5 TONS) F SERIES 37 (3 TONS) F SERIES 42 (3.5 TONS) F SERIES 48 (4 TONS) F SERIES 60 (5 TONS)	48	27.875	26	VERTICAL(WxD) HORIZONTAL(LxD)	32X32 30X62	30X36 30X62	30X62
F SERIES 36 (3 TONS)	41	18.5	22	VERTICAL(WxD) HORIZONTAL(LxD)	26X26 30X50	30X36 30X50	30X50






For More Information on Our Complete Line of Products, Contact Us at:






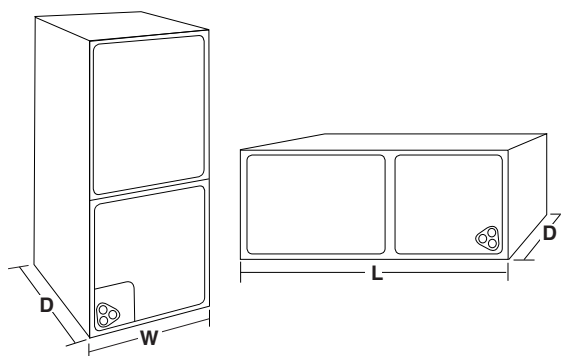
2601 Spenwick Dr. Houston, TX 77055
800-231-3345 • www.rectorseal.com

DRAIN PAN COMPATIBILITY CHART

MODEL/TONNAGE	LENGTH	WIDTH	DEPTH	VERT/HORIZ.	 Titan	 Goliath HANGABLE	 Goliath VALUE SERIES
AWUF18/24 (1.5-2 TONS)	36	20.1875	16.125	VERTICAL(WxD)	26X26	30X36	
AWUF30-37 (3-3.5 TONS)	36	24	21	VERTICAL(WxD)	30X30	30X36	
ARUF172916 (1.5-2 TONS)	42.125	22	15.5	VERTICAL(WxD) HORIZONTAL(LxD)	26X26 30X50	30X36 30X50; 26X56	30X50
ARUF182416 (1.5-2 TONS)	42.125	22	15.5	VERTICAL(WxD) HORIZONTAL(LxD)	26X26 30X50	30X36 30X50; 26X56	30X50
ARUF193116 (1.5-2 TONS)	46.75	22	19.5	VERTICAL(WxD) HORIZONTAL(LxD)	26X26 30X50	30X36 30X50; 26X56	30X50
ARUF303016 (2.5 TONS)	46.75	22	19.5	VERTICAL(WxD) HORIZONTAL(LxD)	26X26 30X50	30X36 30X50; 26X56	30X50
ARUF363616 (3 TONS)	46.75	22	19.5	VERTICAL(WxD) HORIZONTAL(LxD)	26X26 30X50	30X36 30X50; 26X56	30X50
ARUF364216 (3-3.5 TONS)	53.25	24	22	VERTICAL(WxD) HORIZONTAL(LxD)	30X30 30X62	30X36 28X57; 30X62	30X62
ARUF374316 (3-3.5 TONS)	53.25	24	22	VERTICAL(WxD) HORIZONTAL(LxD)	30X30 30X62	30X36 28X57; 30X62	30X62
ARUF486016 (4-5 TONS)	53.25	24	22	VERTICAL(WxD) HORIZONTAL(LxD)	30X30 30X62	30X36 28X57; 30X62	30X62
ARUF496116 (4-5 TONS)	53.25	24	22	VERTICAL(WxD) HORIZONTAL(LxD)	30X30 30X62	30X36 28X57; 30X62	30X62
ARUF18B14 (1.5 TONS)	45	17.5	21	VERTICAL(WxD) HORIZONTAL(LxD)	26X26 30X50	30X36 30X50; 26X56	30X50
ARUF24B14 (2 TONS)	45	17.5	21	VERTICAL(WxD) HORIZONTAL(LxD)	26X26 30X50	30X36 30X50; 26X56	30X50
ARUF30B14 (2.5 TONS)	45	17.5	21	VERTICAL(WxD) HORIZONTAL(LxD)	26X26 30X50	30X36 30X50; 26X56	30X50
ARUF36C14 (3 TONS)	49	21	21	VERTICAL(WxD) HORIZONTAL(LxD)	26X26 30X62	30X36 28X57; 26X56	30X62
ARUF42C14 (3.5 TONS)	49	21	21	VERTICAL(WxD) HORIZONTAL(LxD)	26X26 30X62	30X36 28X57; 26X56	30X62
ARUF48D14 (4 TONS)	58	24.5	21	VERTICAL(WxD) HORIZONTAL(LxD)	30X30 30X62	30x66; 30X36 30X62; 28X69	30x66 30X62
ARUF60D14 (5 TONS)	58	24.5	21	VERTICAL(WxD) HORIZONTAL(LxD)	30X30 30X62	30x66; 30X36 30X62; 28X69	30x66 30X62
ADPF182416 (1.5-2 TONS)	42.5	15.5	22	VERTICAL(WxD)	26X26	30X36	
ADPF304216 (2.5-3.5 TONS)	3.25	22	24	VERTICAL(WxD)	30X30	30X36	
ADPF486016 (4-5 TONS)	43.25	22	24	VERTICAL(WxD)	30X30	30X36	
ARPF182416 (1.5-2 TONS)	42.125	15.5	22	VERTICAL(WxD) HORIZONTAL(LxD)	26X26 30X50	30X36 30X50; 26X56	30X50
ARPF193116 (1.5-2.5 TONS) ARPF303016 (2.5 TONS) ARPF363616 (3 TONS)	46.75	19.5	22	VERTICAL(WxD) HORIZONTAL(LxD)	26X26 30X50	30X36 30X50; 26X56	30X50

DRAIN PAN COMPATIBILITY CHART

MODEL/TONNAGE	LENGTH	WIDTH	DEPTH	VERT/HORIZ.	 Titan	 Goliath HANGABLE	 Goliath VALUE SERIES
ARPF364216 (3-3.5 TONS) ARPF374316 (3-3.5 TONS) ARPF486016 (4-5 TONS) ARPF496116 (4-5 TONS)	53.25	22	24	VERTICAL(WxD)	30X30	30X36	
ARPT18B14 (1.5 TONS) ARPT24B14 (2 TONS) ARPT30B14 (2.5 TONS)	45	17.5	21	VERTICAL(WxD) HORIZONTAL(LxD)	26X26 30X50	30X36 30X50; 26X56	30X50
ARPT36C14 (3 TONS)	49	21	21	VERTICAL(WxD) HORIZONTAL(LxD)	26X26 30X62	30X36 28X57; 26X56	30X62
ARPT36D14 (3 TONS) ARPT42D14 (3.5 TONS) ARPT48D14 (4 TONS) ARPT60D14 (5 TONS)	58	24.5	21	VERTICAL(WxD) HORIZONTAL(LxD)	30X30 30X62	30x66; 30X36 30X62; 28X69	30x66 30X62
ASPF183016 (1.5-2.5 TONS)	46.75	19.5	22	VERTICAL(WxD) HORIZONTAL(LxD)	26X26 30X50	30X36 30X50; 26X56	30X50
ASPF313716 (2.5-3 TONS)	53.25	22	24	VERTICAL(WxD) HORIZONTAL(LxD)	30X30 30X62	30X36 28X57; 30X62	30X62
ASPF426016 (3.5-5 TONS)	53.25	22	24	VERTICAL(WxD) HORIZONTAL(LxD)	30X30 30X62	30X36 28X57; 30X62	30X62
AVPTC183014 (1.5-2.5 TONS)	46.75	19.5	22	VERTICAL(WxD) HORIZONTAL(LxD)	26X26 30X50	30X36 30X50; 26X56	30X50
AVPTC313714 (2.5-3 TONS) AVPTC426014 (3.5-5 TONS)	53.25	22	24	VERTICAL(WxD) HORIZONTAL(LxD)	30X30 30X62	30X36 28X57; 30X62	30X62



For More Information on Our Complete Line of Products, Contact Us at:






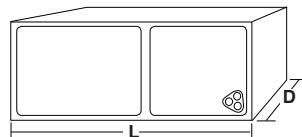
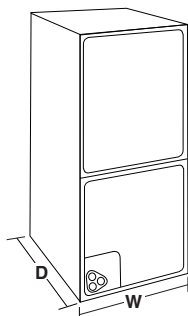
2601 Spenwick Dr. Houston, TX 77055
800-231-3345 • www.rectorseal.com

YORK



DRAIN PAN COMPATIBILITY CHART

MODEL/TONNAGE	LENGTH	WIDTH	DEPTH	VERT/HORIZ.	 Titan	 Goliath HANGABLE	 Goliath VALUE SERIES
AVG24B**H21© (2 TONS)	46	17.5	21.5	VERTICAL(WxD) HORIZONTAL(LxD)	26X26 30X50	30X36 30X50; 26X56	30X50
AVG36C**H21© (3 TONS)	52	21	21.5	VERTICAL(WxD) HORIZONTAL(LxD)	26X26 30X62	30X36 28X57; 26X56	30X62
AVG48D**H21© (4 TONS) AVG60D**H21© (5 TONS)	57	24.5	21.5	VERTICAL(WxD) HORIZONTAL(LxD)	30X30 30X62	30x66; 30X36 30X62; 28X69	30x66 30X62
AHE18B3XH21 (1.5 TONS) AHE22B3XH21 (2 TONS) AHE24B3XH21 (2 TONS) AHE30B3XH21 (2.5 TONS)	46	17.5	21.5	VERTICAL(WxD) HORIZONTAL(LxD)	26X26 30X50	30X36 30X50; 26X56	30X50
AHE34C3XH21 (3 TONS) AHE36C3XH21 (3 TONS)	52	21	21.5	VERTICAL(WxD) HORIZONTAL(LxD)	26X26 30X62	30X36 28X57; 26X56	30X62
AHE42D3XH21 (3.5 TONS) AHE48D3XH21 (4 TONS) AHE60D3XH21 (5 TONS)	57	24.5	21.5	VERTICAL(WxD) HORIZONTAL(LxD)	30X30 30X62	30x66; 30X36 30X62; 28X69	30x66 30X62
AHR18B3XH21 (1.5 TONS) AHR24B3XH21 (2 TONS) AHR30B3XH21 (2.5 TONS) AHR36B3XH21 (3 TONS)	46	17.5	21.5	VERTICAL(WxD) HORIZONTAL(LxD)	26X26 30X50	30X36 30X50; 26X56	30X50
AHR42C3XH21 (3.5 TONS)	52	21	21.5	VERTICAL(WxD) HORIZONTAL(LxD)	26X26 30X62	30X36 28X57; 26X56	30X62
AHR48D3XH21 (4 TONS) AHR60D3XH21 (5 TONS)	57	24.5	21.5	VERTICAL(WxD) HORIZONTAL(LxD)	30X30 30X62	30x66; 30X36 30X62; 28X69	30x66 30X62
F2RP/F2RC - 018 (RP/FP) (1.5 TONS) F2RP/F2RC - 024 (2 TONS) F2RP/F2RC - 030 (2.5 TONS) F2RP/F2RC - 036(RC) (3 TONS)	40.75	18	22	VERTICAL(WxD) HORIZONTAL(LxD)	26X26 30X50	30X36 30X50; 26X56	30X50
F2RP/F2RC - 036 (RP) (3 TONS) F2RP/F2RC - 040 (3.5 TONS) F2RP/F2RC - 042 (3.5 TONS)	40.75	21.5	22	VERTICAL(WxD) HORIZONTAL(LxD)	26X26 30X50	30X36 30X50; 26X56	30X50
F2RP/F2RC - 045 (4 TONS)	40.75	24	22	VERTICAL(WxD) HORIZONTAL(LxD)	30X30 30X50	30X36 30X50; 26X56	30X50
F2RP/F2RC - F2FP048 (4 TONS)	50.75	24	22	VERTICAL(WxD) HORIZONTAL(LxD)	30X30 30X62	30X36 28X57; 26X56	30X62
F2RP/F2RC - F2FP060 (5 TONS)	50.75	24	22	VERTICAL(WxD) HORIZONTAL(LxD)	30X30 30X62	30X36 28X57; 26X56	30X62






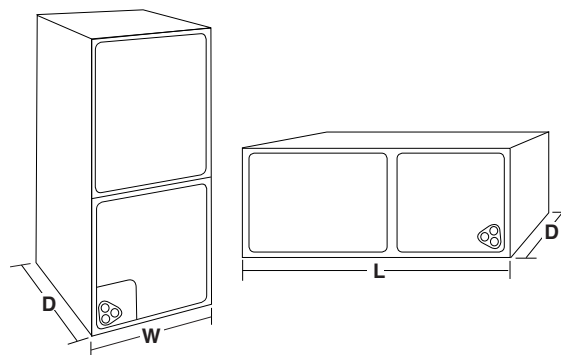
For More Information on Our Complete Line of Products,
Contact Us at:



2601 Spenwick Dr. Houston, TX 77055
800-231-3345 • www.rectorseal.com

DRAIN PAN COMPATIBILITY CHART

MODEL/TONNAGE	LENGTH	WIDTH	DEPTH	VERT/HORIZ.	 Titan	 Goliath HANGABLE	 Goliath VALUE SERIES
FX0Q12MVJU (1 TON)	44	15	22	VERTICAL(WxD)	26X26	30X36	
FX0Q18MVJU (1.5 TONS)	44	15	22	VERTICAL(WxD)	26X26	30X36	
FX0Q24MVJU (2 TONS)	44	15	22	VERTICAL(WxD)	26X26	30X36	
FX0Q30MVJU (2.5 TONS)	48	18.5	22	VERTICAL(WxD)	26X26	30X36	
FX0Q36MVJU (3 TONS)	49	20	26	VERTICAL(WxD)	30X30	30X36	
FX0Q42MVJU (3.5 TONS)	49	20	26	VERTICAL(WxD)	30X30	30X36	
FX0Q48MVJU (4 TONS)	49	20	26	VERTICAL(WxD)	30X30	30X36	
FXTQ12PAVJU (1 TON)	46.8	19.5	22	VERTICAL(WxD)	26X26	30X36	
FXTQ18PAVJU (1.5 TONS)				HORIZONTAL(LxD)	30X50	30X50; 26X56	30X50
FXTQ24PAVJ (2 TONS)	53.3	22	24	VERTICAL(WxD)	30X30	30X36	
FXTQ30PAVJ (2.5 TONS)				HORIZONTAL(LxD)	30X62	28X57; 30X62	30X62
FXTQ36PAVJ (3 TONS)							
FXTQ42PAVJ (3.5 TONS)							
FXTQ48PAVJ (4 TONS)							
FXTQ54PAVJ (4.5 TONS)							



For More Information on Our Complete Line of Products, Contact Us at:






2601 Spenwick Dr. Houston, TX 77055
800-231-3345 • www.rectorseal.com

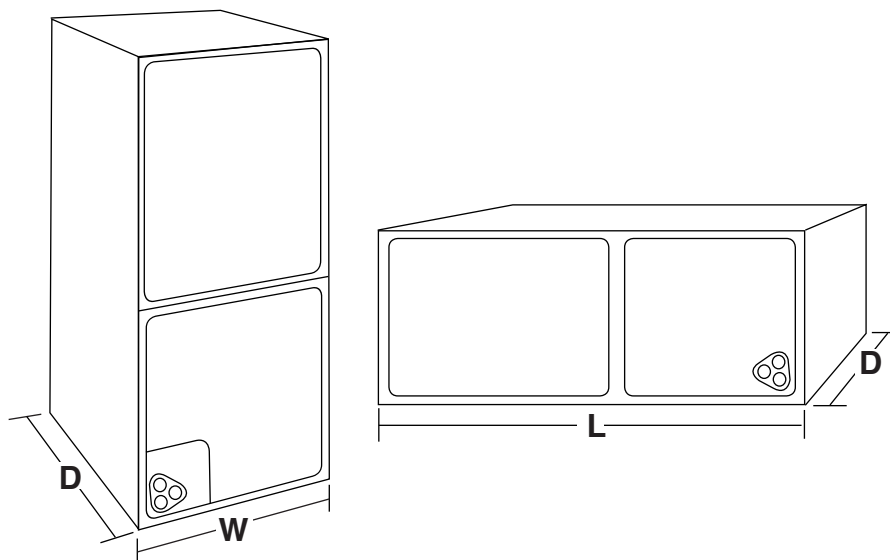
Ducane



**AIR CONDITIONING
AND HEATING**

DRAIN PAN COMPATIBILITY CHART

MODEL/TONNAGE	LENGTH	WIDTH	DEPTH	VERT/HORIZ.	 Titan	 Goliath HANGABLE	 Goliath VALUE SERIES
BCS2M18-24 (1.5-2 TONS)	46.75	18.5	22	VERTICAL(WxD) HORIZONTAL(LxD)	26X26 30X50	30X36 30X50; 26X56	30X50
BCS2M30-36 (2.5-3 TONS)	51	21.25	22	VERTICAL(WxD) HORIZONTAL(LxD)	30X30 30X62	30X36 28X57; 30X62	30X62
BCS2M37-48 (3-4 TONS)	54	21.25	26	VERTICAL(WxD) HORIZONTAL(LxD)	30X30 30X62	30X36 30X62	30X62
BCS2M60 (5 TONS)	60	21.25	26	VERTICAL(WxD)	30X30	30X36; 30x66	



For More Information on Our Complete Line of Products, Contact Us at:



2601 Spenwick Dr. Houston, TX 77055
800-231-3345 • www.rectorseal.com