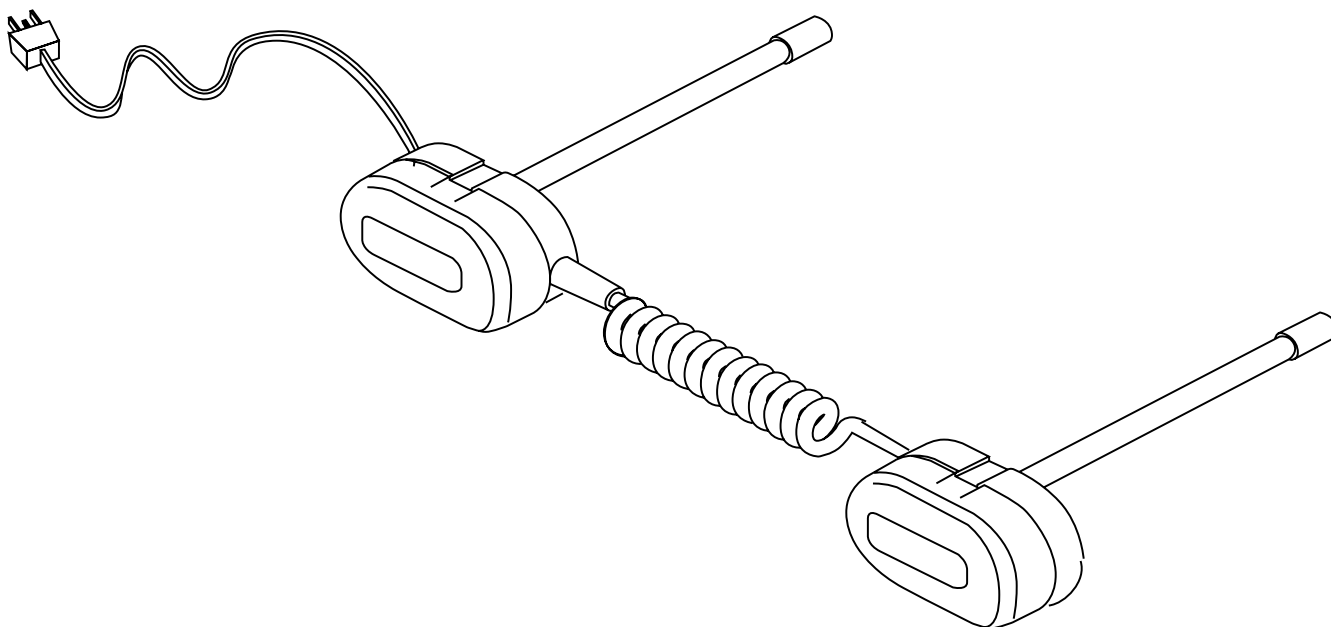




# Product Data

## Ultraviolet Germicidal Lamp

Model 1 & 2 Lamp Systems

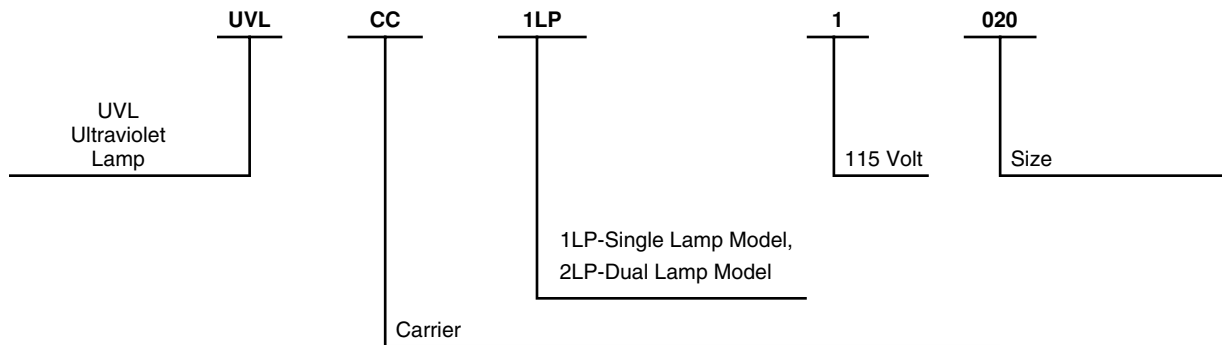


**UVC Ultraviolet Lamp**

C03009

# UVL-Ultraviolet Germicidal Lamp

## Model number nomenclature



## Model UVL

The UVL is designed to inhibit fungus and microbial growth when applied to the indoor coil/drain pan section of a central A/C system.

### FEATURES/BENEFITS

**TWO MODELS OFFERED**—Available in both single and dual lamp models to meet needs in different applications.

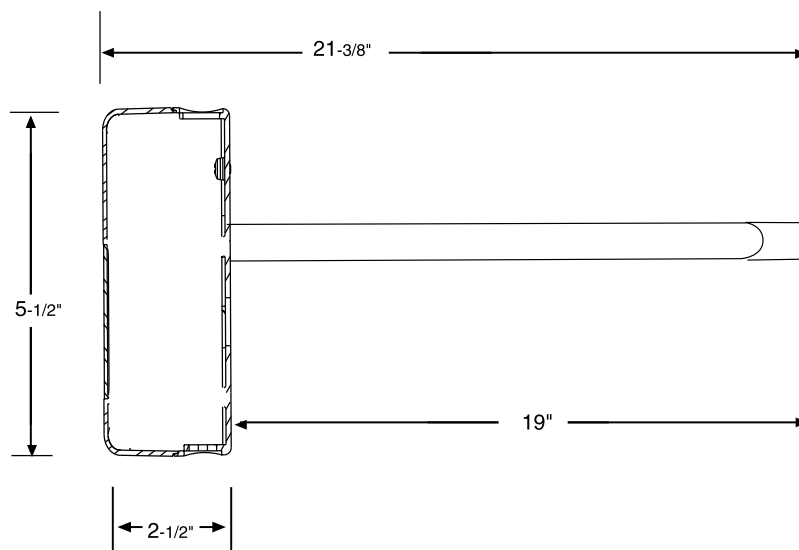
### CLEANER COIL AND IMPROVED INDOOR AIR QUALITY (IAQ)

—The UV Lights work to clean the coil and prevent the growth of fungus on and around the coil by destroying the DNA of the fungus to kill or deactivate it.

**TROUBLE-FREE INSTALLATION**—One hole, 2 mounting screws per lamp and a 115-v power source are all that are needed to install.

**NEARLY MAINTENANCE FREE OPERATION**—The only maintenance required is replacing the lamp annually.

## Dimensions



C03015

# UVL

## Physical data

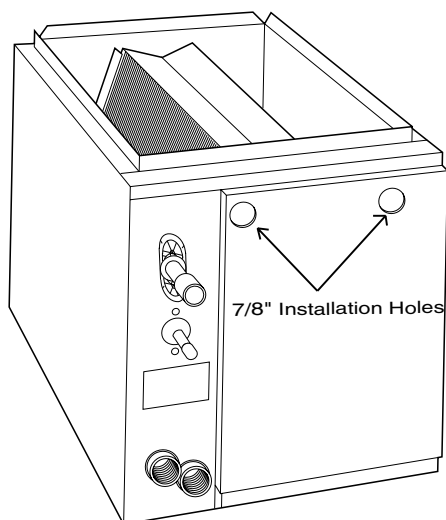
SIZE	1LP	2LP
Electrical (V-PH-Hz)	115-1-60	115-1-60
Maximum Amperage Draw	0.6 Amps	1.1 Amps
Average Power Consumption	27 Watts	53 Watts
Unit Power Cord (included) with ground pin plug	6 foot cord	6 foot cord
Initial UVC Output at 1 Meter (in uW/cm2 and 70 Deg F) and 450 FPM Airflow	105	198
Average Lamp Life	1 Year	1 Year
Lamp Length	19-in.	19-in.

## Replacement Lamps

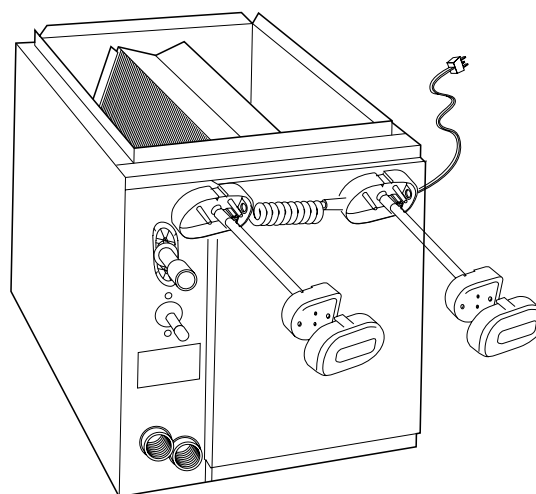
REPLACEMENT LAMP ORDER NUMBER	UVLXXRPL1020
NUMBER OF LAMPS PER CARTON	1



## Typical Installation



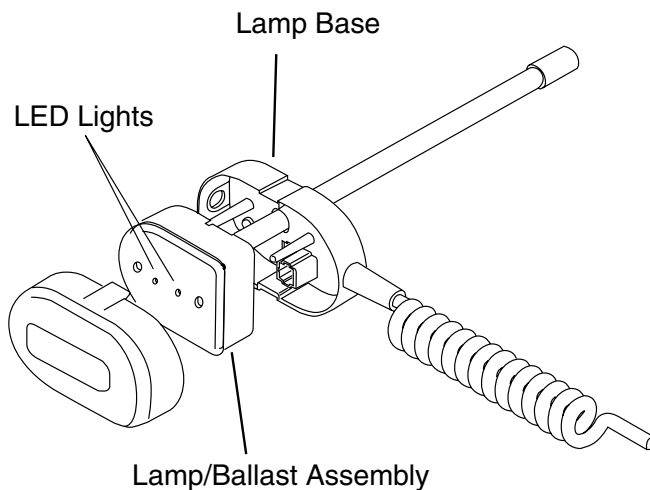
Step 1- Drill or cut 7/8-in hole



Step 2-Mount Base and Slide Bulb Assembly into position, Then Replace Cover

C03010

## Typical Bulb Assembly Change



Note: LED Lights are not lamp change indicators.  
Lamps should be changed annually.

C03004

