



A CSW Industrials Company

## INSTALLATION INSTRUCTIONS

### GOLIATH® and SPARTAN™

#### Secondary Condensate Drain Pans

Goliath product codes 96202, 96204, 96206, 96208, 96210, 96214, 96216

Spartan product codes 96341, 96342, 96343, 96344, 96345, 96346

**ATTENTION: FAILURE TO READ AND COMPLY WITH ALL WARNINGS, CAUTIONS AND INSTRUCTIONS PRIOR TO STARTING INSTALLATION MAY CAUSE PERSONAL INJURY AND/OR PROPERTY DAMAGE AND VOID WARRANTY.**



**WARNING** WHEN BRAZING, TAKE PRECAUTIONS TO AVOID CONTACT WITH TORCH HEAT OR BRAZING MATERIALS. IT IS RECOMMENDED THAT A DAMP CLOTH MUST BE PLACED UNDER THE LINES BEING BRAZED.

#### NOTE:

1. This device must be installed in accordance with manufacturer's instructions. This unit must be in accordance with all applicable local plumbing, drainage and electrical codes.
2. Installation must be performed by a licensed contractor or under direct supervision of one. Condensation pan must be properly maintained after installation and be kept free from foreign objects, rust or other obstructions.
3. To ensure proper performance of the product, instructions must be followed. Inspect the drain pan for any damage that may have occurred during shipping. If cracked or broken, DO NOT USE!

#### DRAIN ADAPTER

1. Remove the threaded nut from the drain adapter (sold separately). (Figure 1)
2. Install the drain housing from inside the pan. Make sure that the rubber gasket/s are inside of the pan. (Figure 2)
3. Screw the thread nut onto the drain adapter from outside of the pan. Hand tight only. (Figure 2)

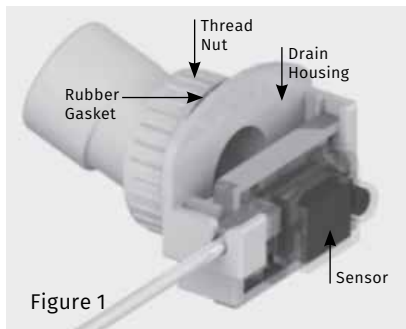


Figure 1

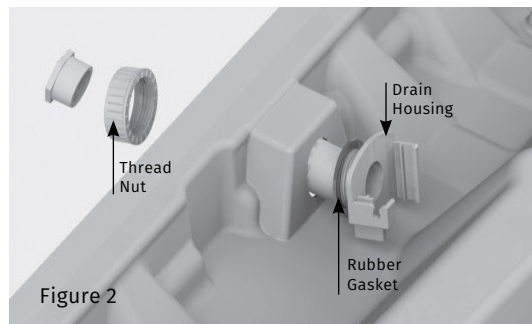


Figure 2




Figure 3

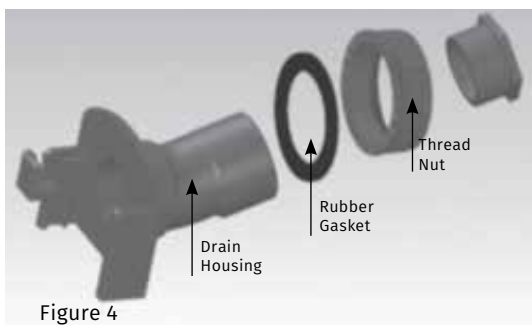


Figure 4

# GOLIATH and SPARTAN

## Secondary Condensate Drain Pans

### GOLIATH/SPARTAN SECONDARY CONDENSATE PANS

1. Refer to Air Handler instructions prior to installation.
2. Make sure the drain pan exceeds equipment dimensions by minimum of 1.5 inch per side.
3. Make sure the pan mounting surface is level and free of any debris.
4. Insert rubber vibration isolators (sold separately) in the most appropriate support receptacles. It is not necessary to fill every receptacle. (Figure 5)
5. Position air handler in the center of the pan. (Figure 6)
6. When hanging (Goliath pans are capable of hanging, Spartan pans are non-hangable), pan must be supported equally, at least 8" from each end, by a support system approved by local code. (Figure 7)
7. When NOT hanging, place pan directly on the floor. If the floor is not leveled, use "2X4" studs or slotted channels. Make sure it supports the bottom surface of the pan, but NOT directly below the Risers. Make sure the length of the studs or channels is longer than the total length of the pan. (Figure 8)

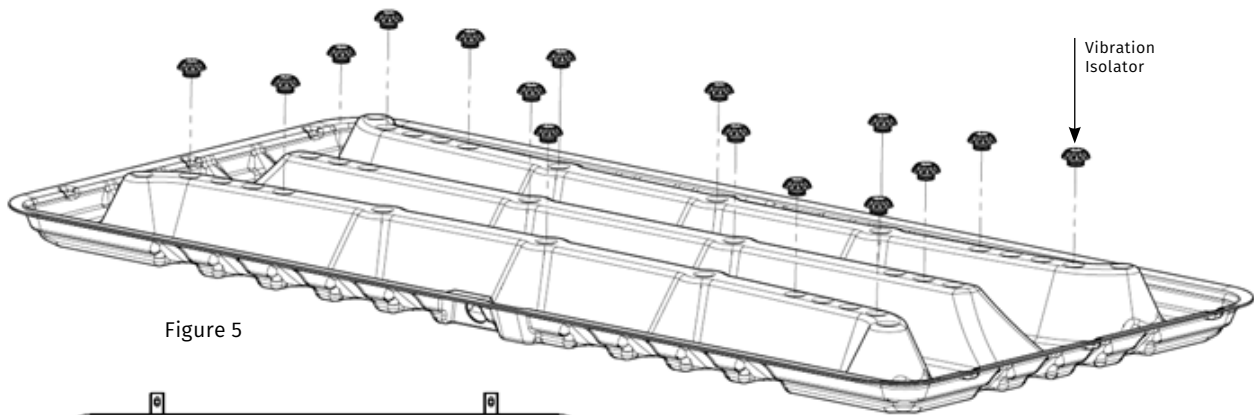


Figure 5

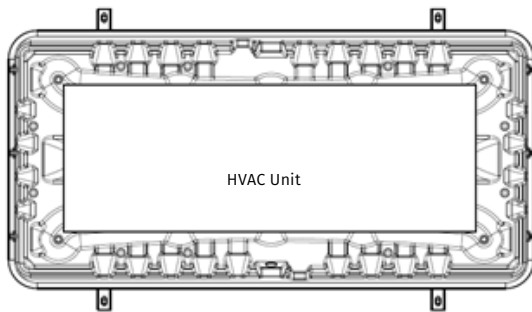


Figure 6

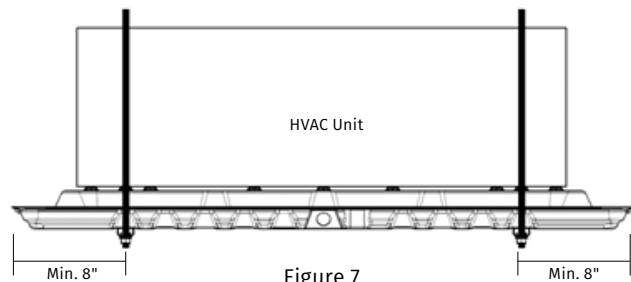


Figure 7

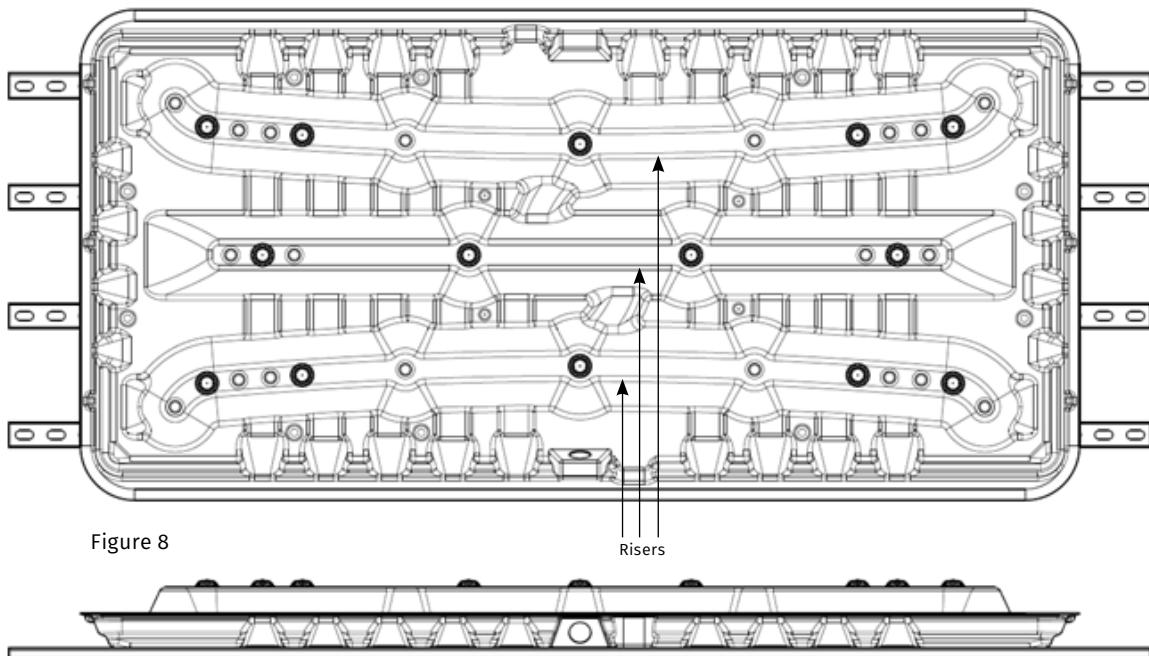


Figure 8

# GOLIATH and SPARTAN

## Secondary Condensate Drain Pans

### LIMITED WARRANTY

RectorSeal, LLC ("RectorSeal") warrants the following:

#### 1. LIMITED WARRANTY

The Product subject to this sale will be of good quality and workmanship and conform to the Product's performance specifications.

If during the Warranty Period, the purchaser believes that a Product covered under this Limited Warranty fails to conform to specifications or is defective by reason of faulty design, workmanship or materials, then the purchaser must promptly notify RectorSeal within 15 days of such determination (a "Defect Notice"). RectorSeal will then inspect the Product and determine, in its reasonable judgment, whether an adjustment, repair, or replacement of the Product is warranted, and if so, promptly make the adjustment, repair, or replacement at no additional charge to the purchaser.

RectorSeal may elect to repair the Product on site or have the Product returned to RectorSeal's premises. If the Product is returned to RectorSeal, risk of loss to the Product will at all times remain with the purchaser, and shipping costs will be borne by RectorSeal where the Product defect is covered by this Limited Warranty.

The foregoing Limited Warranty will be voided in the following conditions:

- I. The Product has not been used or stored (with proper documentation) in a manner consistent with the operating and maintenance instructions of RectorSeal or in compliance with the use or proper purpose intended by RectorSeal (i.e. the Product was connected to voltage other than indicated on the nameplate, the Product was allowed to operate dry (fluid supply cut off), the Product was used to circulate anything other than water, etc.);
- II. The installation or application of the Product has not been performed in accordance with RectorSeal's instructions (i.e. the Product cord was cut off to a length less than 3 feet);
- III. The Product defect has been caused by fire, accident, abuse, misuse (i.e. the Product's sealed motor housing has been opened), unauthorized alteration, repair, reconstruction or maintenance (including modification of labels or packaging) or the use of sub-standard consumables (ordinary wear and tear excepted);
- IV. The Product defect has arisen from a design, specification, component or material supplied by or on behalf of the purchaser or a third party; or
- V. The Product or any part of the Product has been used or combined with goods, products, hardware or other materials, or has been replaced with a part not supplied or approved by RectorSeal.

#### 2. LIMITED WARRANTY TERM

The duration of this Limited Warranty is 36 months for SPARTAN pans, and 120 months for GOLIATH pans, from the Product's date of sale (the "Warranty Period").

#### 3. LIMITATION OF LIABILITY AND DISCLAIMER

Before using the Product, the purchaser is solely responsible for determining the suitability of the Product for the intended use, and the purchaser assumes all risk and liability whatsoever in connection therewith. The terms set forth herein are the purchaser's exclusive remedy for breach of this Limited Warranty. RectorSeal does not warrant any products or services not provided by RectorSeal, or any third-party products or services that incorporate the Products. **RectorSeal will not under any circumstances be liable for any consequential, incidental, special or punitive damages or losses, whether direct or indirect.**

**EXCEPT FOR THE LIMITED WARRANTY SET FORTH HEREIN, RECTORSEAL MAKES NO WARRANTY WHATSOEVER WITH RESPECT TO THE PRODUCT, INCLUDING (A) WARRANTY OF MERCHANTABILITY; OR (B) WARRANTY OF FITNESS FOR A PARTICULAR PURPOSE, WHETHER EXPRESS OR IMPLIED, BY LAW, COURSE OF DEALING, COURSE OF PERFORMANCE, USAGE OF TRADE OR OTHERWISE.**

Manufactured by

**RectorSeal, LLC**

**2601 Spenwick Drive • Houston, TX 77055, USA • 800-231-3345 • Fax 800-441-0051 • [rectorseal.com](http://rectorseal.com)**  
3255 Wyandotte St. East, Windsor, ON N8Y 1E9, 519-966-4901

A CSW Industrials Company. RectorSeal, the logos and other trademarks are property of RectorSeal, LLC, its affiliates or its licensor's and are protected by copyright, trademark and other intellectual property laws, and may not be used without permission. RectorSeal reserves the right to change specifications without prior notice. ©2020 RectorSeal. All rights reserved. R50258-0920

U.S. Patent 7,878,019  
U.S. Patents 9,074,812; 9,557,094 & 10,753,641 licensed from J.F.R. Enterprises, Inc.