



2022 DUCTLESS SYSTEMS CATALOG

**DOING WHATEVER IT TAKES FOR  
GREATER IN-HOME COMFORT**







# TABLE OF CONTENTS

What Is Ductless Technology.....	3
Ductless Features & Benefits .....	4
Bryant Ductless Unit Types & Performance Tiers .....	8
Why Bryant Ductless Systems .....	10

## **SINGLE ZONE RESIDENTIAL ..... 14**

---

38MPRA Outdoor Unit.....	16
619PHA High Wall .....	18
38MARB Outdoor Unit.....	22
619AHB High Wall .....	26
40MBCQ Cassette .....	28
40MBDQ Ducted.....	30
40MBAA Air Handler.....	32
40MBFQ Console .....	34
38MHRC Outdoor Unit.....	36
40MHH High Wall.....	40

## **MULTI-ZONE ..... 44**

---

38MGR Outdoor Unit .....	46
38VMH Outdoor Unit .....	50
40VMW High Wall Unit.....	52
40VMV Vertical Air Handling Unit (AHU) .....	54
40VMM Medium Static Ducted.....	56
VRF Summary .....	58

## **LIGHT COMMERCIAL ..... 60**

---

38MBR Outdoor Unit (Sizes 36-58) .....	62
38MBRB Outdoor Unit (Sizes 36/48).....	64
40MBCQ Cassette (Sizes 36-48) .....	68
40MBDQ Ducted (Sizes 36-58) .....	70
40MBFQ Console (Sizes 36-58) .....	72
40MBAA Air Handler .....	74
124ANS and 224ANS Outdoor Unit .....	76

24V Interface Kits.....	80
Controls.....	84
Glossary of Terms .....	85
Indoor Unit Styles.....	85
Features.....	85







## Whatever the Challenge or Need, **Ductless Technology Is the Solution**

Often called “mini-splits,” ductless systems use the same process for heating and cooling as traditional systems. But instead of delivering hot or cool air to an entire home (through ducts and vents), each ductless unit blows air directly into a single room. This means your customers get greater control over individual spaces, as well as improved energy efficiency and sustainability.

Bryant ductless systems use Inverter technology, which continually adjusts the compressor speed as conditions change for consistent temperatures, quiet operation and lower energy usage. And with a noise rating as low as 52.5 dB(A), the sound of a Bryant ductless System is equal to that of normal speech or a dishwasher. Plus, homeowners can enjoy year-round comfort with a system that performs in even the harshest of conditions—including 100% heating capacity down to -5° F.

When it comes to solving your customers’ greatest challenges, innovative Bryant ductless technology is **the perfect solution.**



# HELPING BREATHE NEW LIFE INTO SPACES— NEW & OLD

## No ducts? No sweat.

In fact, championing customer HVAC needs is much easier when ductwork is eliminated. Whatever the need, whatever the application, Bryant ductless Systems have more of the features your customers want—and less of what they don't.

## IMPROVED COMFORT



### Smart & Convenient Control

Wi-Fi® connectivity for control from anywhere<sup>1</sup>—plus smart features, like integrated sensors that can direct airflow toward the people in the room and integration with third-party thermostats.



### Cost Savings

No ductwork or invasive installations, combined with exceptional energy savings, make ductless systems an affordable HVAC option.



### Reliability

Every Bryant system comes with a 10-year limited warranty and a 10-year compressor limited warranty.



### Cleaner, Fresher Spaces

Removable, washable air filters inside each unit help prevent airborne particles from recirculating in the space. Plus, our top-of-the-line systems allow users to precisely control humidity levels, so rooms never feel too damp or too dry.



### Single & Multi-Zone Capabilities

Single and multi-zone outdoor units help provide the desired indoor comfort level in a single space, or across many different rooms.

## GREATER SUSTAINABILITY



### Energy Efficiency

Ductless systems only use power when it's needed, reducing energy consumption and keeping costs down in tandem.



### More Sustainable Homes

With the greater efficiency and better air quality of ductless, your customers can achieve sustainable home goals.

<sup>1</sup> Not all products are Wi-Fi® enabled.

## The Ultimate in Efficiency & Performance

### SEER (Seasonal Energy Efficiency Ratio)

**The higher the SEER, the less energy needed to cool a home.** 42.0 is the industry's highest rating—and, not coincidentally, right where many Bryant systems land.

### HSPF (Heating Seasonal Performance Factor)

Similarly to SEER, **the higher the HSPF, the more efficient the heat pump.** Bryant systems have an up to 15.0 HSPF rating.

### EER (Energy Efficiency Ratio)

Most Bryant ductless systems are **ENERGY STAR® certified**, qualifying for federal and state rebates where available and applicable.

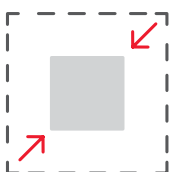


## IMPROVED APPLICATION FLEXIBILITY



### **Renovations & Expansions**

The flexibility of ductless systems means they can be easily integrated into new architecture without having to accommodate for additional space between walls and ceilings. When converting an existing area that may not be connected to the central HVAC system into a new living space (i.e., a basement, attic or garage), ductless is a simple, cost-effective solution for providing comfort year-round.




### **Single & Multi-Family Use**

With compact designs and multi-zone capabilities, Bryant ductless systems are perfect for a range of housing applications and family needs.



### **Easy Installation**

Installation is quick, non-intrusive and minimally disruptive. With no added wiring or ductwork needed, systems can be installed in just hours.



### **Consistent Temperatures**

Ductless can help homeowners target areas with hot and cold spots for more consistent temperatures and comfort across spaces.

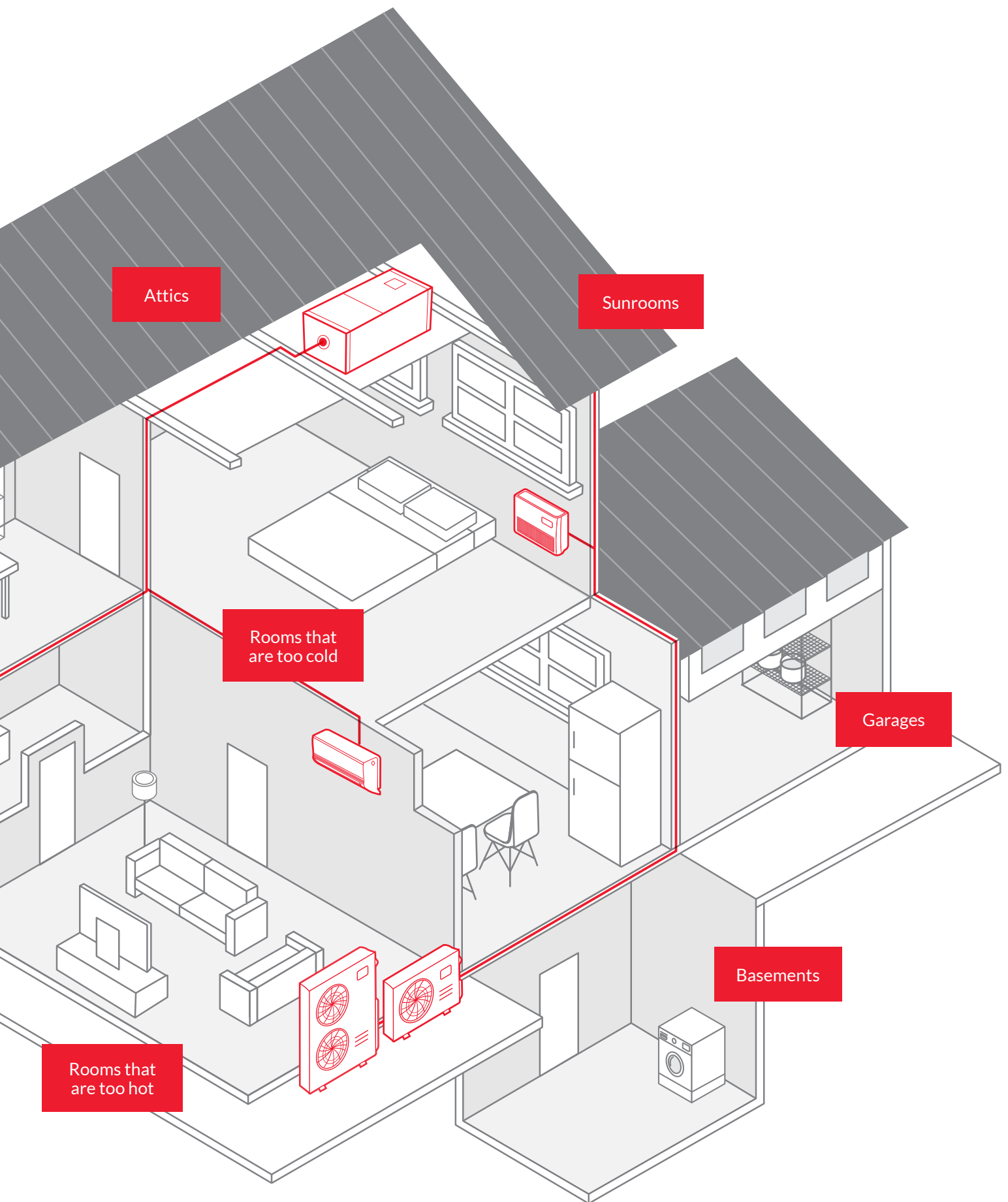
Home additions

Renovations

Bryant mini-splits are very reliable units. We're pleased with their quality and performance. Our trained installers have been installing them for years and we have had zero callbacks.

— Tim Allen, H&M Mechanical  
(Lafayette, CO)





# Versatile Units for Mix & Match Configurations

Bryant ductless Systems offer a variety of indoor and outdoor unit sizes and styles. So you can mix and match to create the best solution for your residential and light commercial customers. Whatever the challenge, Bryant ductless units meet virtually any application and installation need.



**The High Wall**  
can be easily and quickly mounted directly to an interior wall




**The Cassette**  
can be mounted directly on the ceiling



**The Console**  
is great for rooms where wall mounting isn't possible



**The Ducted**  
is a great example of a unit that's hidden from view (if ceiling space allows)



**The Air Handler**  
uses existing ductwork to seamlessly replace traditional systems and furnaces



## The Air Handler is the newest ductless unit in the Bryant lineup

—a multi-poise unit that enables homeowners to experience the benefits of ductless systems without changing their home's architecture.

Lastly (but perhaps most importantly), with their small footprint and narrow cabinets, ductless outdoor units can be strategically placed in a variety of space types and sizes. And they minimize noise heard both indoors and from patios and other outdoor gathering spaces.

## Tiered Performance. Greater Inventory Control.

Not only can you bring together different ductless unit styles, but you can also build unique combinations across Bryant performance tiers. This gives you more freedom and flexibility to do whatever it takes for your customers—while still controlling inventory.

### **EVOLUTION™** —SYSTEM

#### **Evolution™ System**

Our most energy-efficient options for delivering comfort. The Evolution System is ENERGY STAR® certified, delivering up to 42.0 SEER and up to 15.0 HSPF. The multi-zone systems in this series provide individual comfort control for up to nine separate spaces.

### **PREFERRED™** —SERIES

#### **Preferred™ Series**

These units deliver up to 25.0 SEER and up to 12.0 HSPF ratings. Multi-zone Preferred Series systems can connect up to five indoor units in separate spaces. And the single zone systems provide optimal performance when outdoor temperatures are low.

### **LEGACY™** —LINE

#### **Legacy™ Line**

The perfect balance between comfort, flexibility and affordability. Legacy Line ductless systems provide users with calming comfort and ultra-quiet operation (as low as 27 dB(A)). What's more, the Legacy Line offers cost-effective performance with ratings as high as 19.8 SEER and 10.6 HSPF.

“From a contractor standpoint, I recommend Bryant ductless systems to everyone. Ease of installation, simple quick start-up procedure, excellent design and service support backed by one of the best warranties out there makes this my go-to product every time! My customers really enjoy the ease of use with understandable controls and the quiet, dependable and efficient year-round operation!”

— Frank T. Patz, Southeastern Heating, Air Conditioning and Electrical  
(Wilmington, NC)



# BRYANT HEATING & COOLING DOES **WHATEVER IT TAKES®**

Since 1904, Bryant has been dedicated to improving in-home comfort through innovative HVAC systems. From developing the 80% efficiency boiler to consistently adapting and advancing technologies, we have a history of providing a variety of solutions that meet a range of homeowner needs. Our commitment to helping our dealers succeed in the field is steadfast—**and our products are unmatched in quality, durability and reliability.**

With more than 100 years' experience, we know how to position you to exceed expectations and delight customers. Because it's not just about delivering great products but having the knowledge and experience to build trust and foster relationships.

Bryant dealers embody the company's spirit, doing whatever it takes to uphold the reputation our founder, Charles Bryant, established all those years ago. And homeowners can rest easy, knowing their systems will receive the attention and care that only Bryant dealers can provide.









## Single Zone Systems

Model	Size	SEER	HSPF	Page
38MPRA Outdoor Unit	09 - 24K	Up to 42.0	Up to 15.0	16
619PHA High Wall	09 - 12K			18
619PHA High Wall	18 - 24K			20
38MARB Outdoor Unit	06 - 36K	Up to 28.1	Up to 13.0	22
619AHB High Wall	06 - 36K			26
40MBCQ Cassette	09 - 24K			28
40MBDQ Ducted	09 - 24K			30
40MBAA Air Handler	24 - 48K			32
40MBFQ Console	12 - 24K			34
38MHRC Outdoor Unit	09 - 24K	Up to 19.8	Up to 11.0	36
40MHH High Wall	09 - 24K			40

## Multi-Zone Systems

Model	Size	SEER	HSPF	Page
38MGR Outdoor Unit	18 - 48K	Up to 23.8	Up to 11.5	46
38VMH VRF Outdoor Unit	3, 4 & 5-ton	Up to 18.6	Up to 10.0	50
40VMW High Wall	05 - 30K			52
40VMV Vertical AHU	12 - 54K			54
40VMM Medium Static Ducted	07 - 48K			56

## Light Commercial

Model	Size	SEER	HSPF	Page
38MBR Outdoor Unit	58K	Up to 18.0	Up to 10.5	62
38MBRB Outdoor Unit	36 - 48K	Up to 18.0	Up to 11.5	64
40MBCQ Cassette	36 - 48K			68
40MBDQ Ducted	36 - 58K			70
40MBFQ Console	36 - 58K			72
40MBAA Air Handler	36 - 48K			74
124ANS and 224ANS Outdoor Unit	18 - 60K	14.0	8.2	76

## Page

24V Interface	80
Controls	84
Glossary of Terms	85
Indoor Unit Styles	85
Features	85







SINGLE ZONE RESIDENTIAL



# 38MPRA Outdoor Unit

## Evolution System



### OUTDOOR FEATURES

- 100% heating capacity at 0° F (-17° C)
- 100% cooling capacity at -22° F (-30° C) without additional kit
- Up to 75% of heating capacity at -22° F (-30° C)
- Available in 208/230V
- Built-in basepan heater
- Auto-restart function
- Refrigerant leakage detection
- Quiet outdoor operation, as low as 55 dB(A)
- Anti-corrosive fin coating
- Piping length 98 ft. (30 m.)
- Cooling operating range -22° ~ 122° F (-30° ~ 50° C)
- Heating operating range -22° ~ 86° F (-25° ~ 30° C)

### COMPATIBLE WITH

- 619PHA High Wall

**EVOLUTION™**  
— SYSTEM

Inverter Compressor

Up to 42.0 SEER

Up to 15.0 HSPF

Sizes: 09 / 12 / 18 / 24

All Systems are ENERGY STAR® certified



If maximum performance and efficiency are key, look no further than our Evolution System heat pump. This ENERGY STAR® certified ductless system comes with a 42.0 SEER rating when paired with the 619PHA High Wall – there's nothing more efficient<sup>1</sup>! Even when temps drop to as low as -22° F outside, your interior environment stays cozy (when properly sized and matched with specific indoor units). Powerful yet quiet, our best ductless outdoor solution delivers results.



619PHA  
Size: 09 / 12



619PHA  
Size: 18 / 24

<sup>1</sup> According to system ratings maintained by AHRI as of January 22, 2018, in accordance with the AHRI Unitary Small Equipment Operations Manual. The 9,000 Btu/h single zone ductless has a 42.0 SEER Rating.

## SPECIFICATIONS

38MPRA Outdoor Unit					
Heat Pump System					
Size		9	12	18	24
Outdoor Model		38MPRAQ09AA3	38MPRAQ12AA3	38MPRAQ18AA3	38MPRAQ24AA3
Electrical					
Voltage-Phase-Cycle	V-Ph-Hz	208/230-1-60	208/230-1-60	208/230-1-60	208/230-1-60
MCA	A.	13	15	18	20
MOCP - Fuse Rating	A.	15	20	30	30
Operating Range					
Cooling Outdoor DB Min - Max	° F (° C)	-22~-122 (-30~-50)	-22~-122 (-30~-50)	-22~-122 (-30~-50)	-22~-122 (-30~-50)
Heating Outdoor DB Min - Max	° F (° C)	-22~-86 (-30~-30)	-22~-86 (-30~-30)	-22~-86 (-30~-30)	-22~-86 (-30~-30)
Piping					
Total Piping Length	ft (m)	98 (30)	98 (30)	98 (30)	98 (30)
Piping Lift*	ft (m)	49 (15)	49 (15)	65 (20)	65 (20)
Pipe Connection Size - Liquid	in (mm)	1/4 (6.35)	1/4 (6.35)	3/8 (9.52)	3/8 (9.52)
Pipe Connection Size - Suction	in (mm)	3/8 (9.52)	1/2 (12.7)	5/8 (15.9)	5/8 (15.9)
Refrigerant					
Type		R410A	R410A	R410A	R410A
Charge	lbs (kg)	3.5 (1.58)	3.5 (1.58)	5.7 (2.6)	6.5 (2.95)
Compressor					
Type		Rotary Inverter	Rotary Inverter	Rotary Inverter	Rotary Inverter
Outdoor					
Unit Width	in (mm)	33.27 (845)	33.27 (845)	37.24 (946)	37.24 (946)
Unit Height	in (mm)	27.64 (702)	27.64 (702)	31.89 (810)	31.89 (810)
Unit Depth	in (mm)	14.29 (363)	14.29 (363)	16.14 (410)	16.14 (410)
Net Weight	lbs (kg)	107.59 (48.8)	108.47(49.2)	135.4(61.4)	145.1(65.8)
Airflow (lowest to highest)	CFM	1,380	1,380	2,236	2,236
Sound Pressure (lowest to highest)	dB(A)	55.5	56.0	61.5	62.0

\*Condensing unit above or below indoor unit.

## COMPATIBILITY

Indoor Unit		Outdoor Unit			
		38MPRAQ09AA3	38MPRAQ12AA3	38MPRAQ18AA3	38MPRAQ24AA3
High Wall	619PHAQ09XA3	•			
	619PHAQ12XA3		•		
	619PHAQ18XA3			•	
	619PHAQ24XA3				•

## PERFORMANCE

High Wall					
Indoor Model		619PHAQ09XA3	619PHAQ12XA3	619PHAQ18XA3	619PHAQ24XA3
ENERGY STAR®		YES	YES	YES	YES
Cooling System Tons		0.75	1.0	1.5	1.8
Cooling Rated Capacity	Btu/h	9,000	12,000	18,000	22,000
Cooling Cap. Range Min - Max	Btu/h	5,000~17,000	5,800~19,000	6,888~30,511	7,445~32,644
SEER		42.0	32.0	28.2	23.5
EER		15.0	13.5	14.5	13.65
Heating Rated Capacity (47° F)	Btu/h	10,000	12,000	18,000	24,000
Heating Maximum Capacity (5° F)	Btu/h	13,000	13,800	18,000	24,000
Heating Cap. Range Min - Max	Btu/h	3,100~19,100	3,500~21,310	10,835~29,414	12,050~32,270
HSPF		15.0	14.0	14.0	12.0
COP (47° F)	W/W	4.00	4.24	4.12	3.89
COP (5° F)	W/W	2.00	2.00	2.00	2.00

Manufacturer reserves the right to discontinue, or change at any time, specification or designs without notice or incurring obligations.

# 619PHA High Wall

## Evolution System



Sizes: 09 / 12

All Systems are ENERGY STAR® certified based on outdoor unit pairing



### INDOOR FEATURES

- Available in 208/230V
- Relative Humidity Sensor
- Occupancy Sensor
- Up to 42.0 SEER and 15.0 HSPF when paired with 38MPRA outdoor unit
- Modes: Cool, Heat, Dry, Fan, Auto
- Turbo Mode
- Fully modulating fan speeds
- Sleep Mode
- Up-down / right-left louver control (fixed or swing)
- ECO Mode
- Carbon filter
- *Follow Me* (senses temperature at the handheld remote)
- Heating Setback (46° F Heating Mode)
- Quiet indoor operation, as low as 29 dB(A)
- Anti-corrosive fin coating

### COMPATIBLE WITH

- 38MPRA Outdoor Unit Single Zone
- 38MGR Outdoor Unit Multi-Zone

**EVOLUTION™**  
SYSTEM

### KEY FEATURES

#### Relative Humidity Sensor

Increasing comfort by setting the desired relative humidity in 5% increments in a range of 35% ~ 85%.

#### Occupancy Sensor

Detects activity in the room and adjusts the horizontal angle of airflow to blow away from people or follow people.

#### Wi-Fi®

Built-in Wi-Fi® to control unit anywhere, anytime.

### CONTROLS

Wireless Remote Controller included with indoor unit

Optional Wired Remote Controller KSACN0601AAA (7-Day Programmable)



Optional Wired Controller  
(7-Day Programmable)  
KSACN0601AAA



Wireless  
Remote Control

### ACCESSORIES

24V Interface for compatibility with conventional thermostat KSAIC0301230

Wi-Fi® is a registered trademark of Wi-Fi Alliance®.



## SPECIFICATIONS

619PHA High Wall			
Heat Pump			
System			
Size		9	12
Indoor Model		619PHAQ09XA3	619PHAQ09XA3
Electrical			
Voltage-Phase-Cycle	V-Ph-Hz	208/230-1-60	208/230-1-60
Power Supply		Indoor Unit Powered From Outdoor Unit	
MCA	A.	0.3	0.3
Operating Range			
Cooling Indoor DB Min - Max	° F (° C)	62~90 (17~32)	62~90 (17~32)
Heating Indoor DB Min - Max	° F (° C)	32~86 (0~30)	32~86 (0~30)
Piping			
Pipe Connection Size - Liquid	in (mm)	1/4 (6.35)	1/4 (6.35)
Pipe Connection Size - Suction	in (mm)	3/8 (9.52)	1/2 (12.7)
Indoor			
Unit Width	in (mm)	35.2 (895)	35.2 (895)
Unit Height	in (mm)	11.7 (298)	11.7 (298)
Unit Depth	in (mm)	9.8 (248)	9.8 (248)
Net Weight	lbs (kg)	37.48 (17)	37.48 (17)
Number of Fan Speeds		4	4
Airflow (lowest to highest)	CFM	144/245/295/345	168/252/306/357
Sound Pressure (lowest to highest)	dB(A)	29/35.5/41.5/45.6	29/35.5/41.5/46.8
Air Throw Data	ft (m)	21.98 (6.7)	22.97 (7)
Moisture Removal	Pint/h (L/h)	2.11 (1.0)	2.53 (1.2)
Field Drain Pipe Size O.D.	in (mm)	1 (25.4)	1 (25.4)

## PERFORMANCE

Indoor Unit	619PHAQ09XA3	619PHAQ12XA3
Outdoor Unit Single Zone*	38MPRAQ09AA3	38MPRAQ12AA3
Outdoor Unit Multi-Zone*		38MGRQ18B--3
		38MGRQ24C--3
		38MGRQ30D--3
		38MGRQ36D--3
		38MGRQ48E--3

\*Performance may vary based on the compatible outdoor units. See respective pages for performance data.

Manufacturer reserves the right to discontinue, or change at any time, specification or designs without notice or incurring obligations.

# 619PHA High Wall

## Evolution System



Sizes: 18 / 24

All Systems are ENERGY STAR® certified



### INDOOR FEATURES

- Available in 208/230V
- Relative Humidity Sensor
- Up to 28.2 SEER and up to 14.0 HSPF when paired with 38MPRA outdoor unit
- Modes: Cool, Heat, Dry, Fan, Auto
- Turbo Mode
- Fully modulating fan speeds
- Sleep Mode
- Up-down / right-left louver control (fixed or swing)
- ECO Mode
- Carbon filter
- *Follow Me* (senses temperature at handheld remote)
- Heating Setback (46° F Heating Mode)
- Quiet indoor operation
- Anti-corrosive fin coating

### COMPATIBLE WITH

- 38MPRA Outdoor Unit Single Zone

**EVOLUTION™**  
SYSTEM

Today's lifestyles demand more than yesterday's technology. Ideal for large residential and light commercial applications, the Bryant Evolution™ 619PHA High Wall has an efficiency rating of up to 28.0 SEER when paired with the 38MPRA single zone. The 619PHA High Wall also features the technology to optimize the comfort of any home, such as built-in Wi-Fi® connectivity to enable remote system control or being compatible with third party thermostats, thanks to the 24V Interface. In addition, the high wall has a smart sensor technology that not only detects the temperature in the room but also the humidity level. With the use of the Wireless Controller, you can customize the humidity level to your preference.

### CONTROLS

Built-in Wi-Fi® technology provides ability to control unit remotely

Wireless Remote Controller included with indoor unit

Optional Wired Remote Controller KSACN0601AAA  
(7-Day programmable)



Optional Wired Controller  
(7-Day Programmable)  
KSACN0601AAA



Wireless  
Remote Control

### ACCESSORIES

Condensate Pump (230V optional)

24V Interface for compatibility with conventional thermostat  
KSAIC0301230

Wi-Fi® is a registered trademark of Wi-Fi Alliance®.

## SPECIFICATIONS

619PHA High Wall			
Heat Pump System			
Size		18	24
Indoor Model		619PHAQ18XA3	619PHAQ24XA3
Electrical			
Voltage-Phase-Cycle	V-Ph-Hz	208/230-1-60	208/230-1-60
Power Supply		Indoor Unit Powered From Outdoor Unit	
MCA	A.	0.5	0.5
Controls			
Wireless Remote Controller (° F/° C Convertible)	° F (° C)	Standard	Standard
Wired Remote Controller (° F/° C Convertible)	° F (° C)	Optional	Optional
Operating Range			
Cooling Indoor DB Min - Max	° F (° C)	62~90 (17~32)	62~90 (17~32)
Heating Indoor DB Min - Max	° F (° C)	32~86 (0~30)	32~86 (0~30)
Piping			
Pipe Connection Size - Liquid	in (mm)	3/8 (9.52)	3/8 (9.52)
Pipe Connection Size - Suction	in (mm)	5/8 (15.9)	5/8 (15.9)
Indoor			
Unit Width	in (mm)	49.57 (1259)	49.57(1259)
Unit Height	in (mm)	14.25 (362)	14.25 (362)
Unit Depth	in (mm)	11.10 (282)	11.10 (282)
Net Weight	lbs (kg)	43.4(19.7)	43.4 (19.7)
Number of Fan Speeds		4	4
Airflow (lowest to highest)	CFM	261/389/528/926	359/470/583/926
Sound Pressure (lowest to highest)	dB(A)	35.1/40.8/46.1/55.9	36.1/43.3/46.4/56.5
Air Throw Data	ft (m)	28.80 (8.7)	31.66 (9.65)
Moisture Removal	Pint/h (L/h)	3.8 (1.8)	5.0 (2.39)
Field Drain Pipe Size O.D.	in (mm)	1 (25.4)	1 (25.4)

Performance may vary based on the compatible outdoor units. See respective pages for performance data.

## COMPATIBILITY

Indoor Unit	619PHAQ18XA3	619PHAQ24XA3
Outdoor Unit Single Zone	38MPRAQ18AA3	38MPRAQ24AA3

Note: Indoor units sizes 18-24 not compatible with Multi-Zone 38MGR due to the size of the indoor unit coil.



# 38MARB Outdoor Unit

## Preferred Series



### OUTDOOR FEATURES

- 100% heating capacity at -4° F (-20° C)\*
- Available in 208/230V (6-36K) and 115V (12K)
- Built-in basepan heater
- Auto-restart function
- Anti-corrosive fin coating
- Piping Length up to 213 ft (65m)
- Cooling operating range -22° ~ 130° F (-30° ~ 55° C)
- Heating operating range -22° ~ 86° F (-25° ~ 30° C)

### COMPATIBLE WITH

- 619AHB High Wall
- 40MBCQ Cassette
- 40MBDQ Ducted
- 40MBFQ Console
- 40MBAA Air Handler
- FV4C Fan Coil
- FMA4 Fan Coil
- FMC/FMU Fan Coil
- FX4D Fan Coil
- FB4C Fan Coil

**PREFERRED™**  
SERIES

### Heat Pump with Basepan Heater

Inverter Compressor

Up to 28.1 SEER

Up to 13.0 HSPF

Sizes: 06 / 09 / 12 / 18 / 24 / 30 / 36  
(208-230V); Size 12 (115V)



### KEY FEATURES

#### Extra Low Temperature Heating

Heat output up to 69% of rated capacity at -22° F (-30° C). So, when it's cold outside, it will be warm inside, making this a primary heat source and eliminating the need for a backup.

#### Rapid Cooling and Heating

After startup, the compressor quickly gets up to maximum speed, cooling or heating the room in minutes.



619AHB High Wall  
SIZES: 06 / 09 / 12 /  
18 / 24 / 30 / 36



40MBFQ Console  
SIZES: 12



40MBFQ Console  
SIZES: 18 / 24



40MBCQ Cassette  
SIZES: 09 / 12 / 18



40MBCQ Cassette  
SIZES: 24



FMC/FMU  
Fan Coil  
SIZES: 09 / 12 /  
18 / 24



40MBAA Air Handler  
SIZES: 24



Vertical Fan Coil  
FMA4X



Fan Coil  
FV4C, FX4D, FB4C

\* For certain models.

## PERFORMANCE

619AHB High Wall									
Size		12	6	9	12	18	24	30	36
Indoor Model		619AHBQ12XA1	40MAHBQ06XA3	619AHBQ09XA3	619AHBQ12XA3	619AHBQ18XA3	619AHBQ24XA3	619AHBQ30XA3	619AHBQ36XA3
ENERGY STAR®		YES	YES	YES	YES	YES	YES	NO	NO
Cooling Rated Capacity	Btu/h	12,000	6,000	9,000	12,000	18,000	24,000	30,000	36,000
Cooling Cap. Range Min - Max	Btu/h	3,500~13,200	2,500~11,000	3,300~13,400	3,300~14,300	8,870~19,400	6,850~2,700	9,070~30,700	9,300~38,800
SEER		23.0	26.5	28.1	25.5	21.5	21.5	20.0	17.5
EER		13.0	15.8	16.2	14	12.5	13.0	11.5	8.5
Heating Rated Capacity (47° F)	Btu/h	12,100	7,400	11,800	12,000	18,000	29,000	30,000	36,000
Heating Rated Capacity (17° F)	Btu/h	7,400	4,900	7,500	7,500	10,800	19,800	19,000	22,400
Heating Maximum Capacity (17° F)	Btu/h	12,200	9,000	12,000	12,000	14,000	24,480	20,670	23,600
Heating Maximum Capacity (5° F)	Btu/h	7,100	7,500	10,500	11,650	18,000	25,400	17,200	20,400
Heating Cap. Range Min - Max	Btu/h	5,000~12,200	3,500~11,600	5,000~15,200	5,000~15,300	8,400~19,500	8,600~31,000	8,600~34,800	11,570~37,000
HSPF		11.5	14.0	13.0	13.0	13.0	12.0	9.6	9.0
COP (47° F)	W/W	3.70	3.90	3.81	3.81	3.10	3.40	2.60	2.51
COP (17° F)	W/W	2.67	3.05	3.00	3.00	2.80	3.05	2.25	2.18
COP (5° F)	W/W	2.18	1.90	1.80	1.80	1.80	1.80	1.75	1.75

## PERFORMANCE:

40MBCQ Cassette					
Size		9	12	18	24
Indoor Model		40MBCQ09---3	40MBCQ12---3	40MBCQ18---3	40MBCQ24---3
ENERGY STAR®		YES	YES	YES	NO
Cooling System Tons		0.75	1.00	1.33	2.00
Cooling Rated Capacity	Btu/h	9,000	12,000	16,000	24,000
Cooling Cap. Range Min - Max	Btu/h	2,850~11,100	3,000~13,700	5,600~17,000	8,000~25,000
SEER		20.5	21.5	20.0	20.0
EER		13.0	12.7	12.5	11.0
Heating Rated Capacity (47° F)	Btu/h	10,000	12,000	18,000	24,000
Heating Rated Capacity (17° F)	Btu/h	6,650	8,250	11,200	15,100
Heating Maximum Capacity (17° F)	Btu/h	11,800	14,000	21,000	24,200
Heating Maximum Capacity (5° F)	Btu/h	9,800	11,500	16,300	23,600
Heating Cap. Range Min - Max	Btu/h	1,800~12,500	2,000~15,300	8,700~21,000	11,840~27,000
HSPF		10.8	10.6	10.3	11.6
COP (47° F)	W/W	2.93	3.22	2.88	3.50
COP (17° F)	W/W	1.80	2.20	1.80	2.70
COP (5° F)	W/W	1.80	1.86	1.80	1.80

## PERFORMANCE:

40MBDQ Ducted					
Size		9	12	18	24
Indoor Model		40MBDQ09---3	40MBDQ12---3	40MBDQ18---3	40MBDQ24---3
ENERGY STAR®		YES	YES	YES	YES
Cooling System Tons		0.75	1.0	1.4	2.0
Cooling Rated Capacity	Btu/h	9,000	12,000	16,500	24,000
Cooling Cap. Range Min - Max	Btu/h	2,400~12,500	2,250~14,400	6,500~18,800	6,500~27,800
SEER		23.0	21.5	19.6	20.6
EER		14.0	13.0	12.5	12.5
Heating Rated Capacity (47° F)	Btu/h	10,000	12,000	19,000	24,600
Heating Rated Capacity (17° F)	Btu/h	6,450	8,350	12,700	16,500
Heating Maximum Capacity (17° F)	Btu/h	11,600	12,900	21,500	26,500
Heating Maximum Capacity (5° F)	Btu/h	9,500	12,400	17,300	24,600
Heating Cap. Range Min - Max	Btu/h	1,700~15,600	1,800~16,300	8,900~22,000	12,200~32,200
HSPF		12.0	11.5	11.0	12.6
COP (47° F)	W/W	3.62	3.52	2.93	3.66
COP (17° F)	W/W	1.90	2.00	1.90	2.80
COP (5° F)	W/W	1.80	1.87	1.80	2.01

Manufacturer reserves the right to discontinue, or change at any time, specification or designs without notice or incurring obligations.

### PERFORMANCE:

40MBFQ Console			
Size	12	18	24
Indoor Model	40MBFQ12---3	40MBFQ18---3	40MBFQ24---3
ENERGY STAR®	YES	YES	NO
Cooling System Tons	1.0	1.4	2.0
Cooling Rated Capacity	Btu/h 12,000	17,000	24,000
Cooling Cap. Range Min - Max	Btu/h 2,800~13,500	7,800~19,900	9,000~26,800
SEER	23.0	20.2	20.2
EER	13.0	12.5	11.5
Heating Rated Capacity (47° F)	Btu/h 12,000	18,000	24,600
Heating Rated Capacity (17° F)	Btu/h 8,400	12,000	15,240
Heating Maximum Capacity (17° F)	Btu/h 13,100	20,700	26,661
Heating Maximum Capacity (5° F)	Btu/h 12,100	16,400	23,600
Heating Cap. Range Min - Max	Btu/h 2,350~15,700	8,600~21,500	12,500~30,500
HSPF	11.5	10.6	11.6
COP (47° F)	W/W 3.22	3.19	3.52
COP (17° F)	W/W 2	1.8	2.7
COP (5° F)	W/W 1.84	1.80	1.80

### PERFORMANCE:

40MBAA Air Handler		
Size	24	
Indoor Model	40MBAAQ24XA3	
Outdoor Model	38MARBQ24AA3	
ENERGY STAR®	YES	
Cooling System Tons	1.80	
Cooling Rated Capacity	Btu/h	22,000
Cooling Cap. Range Min - Max	Btu/h	7,500~26,000
SEER	20.0	
EER	12.5	
Heating Rated Capacity (47° F)	Btu/h	27,000
Heating Rated Capacity (17° F)	Btu/h	16,500
Heating Maximum Capacity (17° F)	Btu/h	25,000
Heating Maximum Capacity (5° F)	Btu/h	21,500
Heating Cap. Range Min - Max	Btu/h	5,600~31,000
HSPF	11.6	
COP (47° F)	W/W	3.77
COP (17° F)	W/W	2.60
COP (5° F)	W/W	1.80

### SPECIFICATIONS:

38MARB Outdoor Unit									
Heat Pump									
System									
Size	12	6	9	12	18	24	30	36	
Outdoor Model	38MARBQ12AA1	38MARBQ06AA3	38MARBQ09AA3	38MARBQ12AA3	38MARBQ18AA3	38MARBQ24AA3	38MARBQ30AA3	38MARBQ36AA3	
Electrical									
Voltage-Phase-Cycle	V-Ph-Hz	115-1-60	208/230-1-60	208/230-1-60	208/230-1-60	208/230-1-60	208/230-1-60	208/230-1-60	208/230-1-60
MCA	A.	19	13	15	15	16	25	23	28
MOCP - Fuse Rating	A.	25	15	15	15	25	35	30	35
Operating Range									
Cooling Outdoor DB Min - Max	° F (° C)	-22~-122 (-30~-50)	-22~-122 (-30~-50)	-22~-122 (-30~-50)	-22~-122 (-30~-50)	-22~-122 (-30~-50)	-22~-122 (-30~-50)	-22~-122 (-30~-50)	-22~-122 (-30~-50)
Heating Outdoor DB Min - Max	° F (° C)	-22~-86 (-30~-30)	-22~-86 (-30~-30)	-22~-86 (-30~-30)	-22~-86 (-30~-30)	-22~-86 (-30~-30)	-22~-86 (-30~-30)	-22~-86 (-30~-30)	-22~-86 (-30~-30)
Piping									
Total Piping Length	ft (m)	82 (25)	82 (25)	82 (25)	82 (25)	98 (30)	164 (50)	164 (50)	213 (65)
Piping Lift*	ft (m)	32 (10)	32 (10)	32 (10)	32 (10)	65 (20)	82 (25)	82 (25)	98 (30)
Pipe Connection Size - Liquid	in (mm)	1/4 (6.35)	1/4 (6.35)	1/4 (6.35)	1/4 (6.35)	1/4 (6.35)	3/8 (9.52)	3/8 (9.52)	3/8 (9.52)
Pipe Connection Size - Suction	in (mm)	1/2 (12.7)	3/8 (9.52)	3/8 (9.52)	1/2 (12.7)	1/2 (12.7)	5/8 (16)	5/8 (16)	5/8 (16)
Refrigerant									
Type		R410A	R410A	R410A	R410A	R410A	R410A	R410A	R410A
Charge	in (mm)	2.47 (1.12)	2.38 (1.08)	2.6 (1.18)	2.6 (1.18)	4.08 (1.85)	5.73 (2.6)	6.06 (2.75)	7.50 (3.40)
Compressor									
Type		Rotary Inverter	Rotary Inverter	Rotary Inverter	Rotary Inverter	Rotary Inverter	Rotary Inverter	Rotary Inverter	Rotary Inverter
Outdoor									
Unit Width	in (mm)	30.12 (765)	30.12 (765)	31.69 (805)	31.69 (805)	35.04 (890)	37.24 (946)	37.24 (946)	37.24 (946)
Unit Height	in (mm)	24.02 (610)	21.85 (555)	24.21 (615)	24.21 (615)	29.13 (740)	34.84 (885)	34.84 (885)	34.84 (885)
Unit Depth	in (mm)	11.93 (303)	11.93 (303)	12.99 (330)	12.99 (330)	13.46 (342)	16.14 (410)	16.14 (410)	16.14 (410)
Net Weight	lbs (kg)	66.80 (30.3)	63.71 (28.9)	74.07 (33.6)	73.63 (33.4)	100.97 (45.8)	134.48 (61)	141.76 (64.3)	150.13 (68.1)
Airflow	CFM	794	1,324	1,324	1,324	1,765	2,235	2,235	2,235
Sound Pressure	dB(A)	54.0	54.5	54.5	56.0	59.0	62.0	61.5	61.5

\*Condensing unit above or below indoor unit.



## COMPATIBILITY

Indoor Unit		Outdoor Unit							
		38MAQB12R--1		38MAQB09R--3	38MAQB12R--3	38MAQB18R--3	38MAQB24R--3	38MAQB30R--3	38MAQB36R--3
		38MARBQ12AA1	38MARBQ06AA3	38MARBQ09AA3	38MARBQ12AA3	38MARBQ18AA3	38MARBQ24AA3	38MARBQ30AA3	38MARBQ36AA3
619AHB High Wall	619AHBQ12XA1	•							
	619AHBQ06XA3		•						
	619AHBQ09XA3			•					
	619AHBQ12XA3				•				
	619AHBQ18XA3					•			
	619AHBQ24XA3						•		
	619AHBQ30XA3							•	
	619AHBQ36XA3								•
40MBCQ Cassette*	40MBCQ09---3			•					
	40MBCQ12---3				•				
	40MBCQ18---3					•			
	40MBCQ24---3						•		
	40MBCQ36---3								
	40MBCQ48---3								
40MBDQ Ducted*	40MBDQ09---3			•					
	40MBDQ12---3				•				
	40MBDQ18---3					•			
	40MBDQ24---3						•		
	40MBDQ36---3								
	40MBDQ48---3								
	40MBDQ58---3								
40MBFQ Console*	40MBFQ12---3				•				
	40MBFQ18---3					•			
	40MBFQ24---3						•		
	40MBFQ36---3								
	40MBFQ48---3								
	40MBFQ58---3								

\*Cassette, Ducted and Console indoor units sizes 36, 48 & 58 ONLY compatible with 38MBR or 38MBRB Outdoor Unit.

Not available/compatible or Phased out

• Compatible

# 619AHB High Wall

## Preferred Series



Sizes: 06 / 09 / 12 / 18 / 24 / 30 / 36  
(208-230V); Size 12 (115V)

Up to 28.1 SEER

Up to 13.0 HSPF

### INDOOR FEATURES

- Available in 208/230V (6-36K) or 115V (12K)
- Modes: Cool, Heat, Dry, Fan, Auto
- Turbo Mode
- Fully modulating fan speeds
- Sleep Mode
- Up-Down / Left-Right Louver control (fixed or swing)
- Relative Humidity Sensor with percentage and temperature control
- Intelligent Eye (Occupancy Sensor)
- ECO Mode
- Heating Setback (46° F Heating Mode)
- Anti-corrosive fin coating

### COMPATIBLE WITH

- 38MARB Outdoor Unit Single Zone
- 38MGR Outdoor Unit Multi-Zone

**PREFERRED™**  
SERIES

### KEY FEATURES

#### Time-saving Design

The unit disassembles quickly with a removable filter on top for simplified maintenance. The motor and blower can be serviced without removing the cabinet.

#### Improved Efficiency & Performance

ECO mode with intelligent eight-hour night cycle program saves up to 60% of energy for improved overnight comfort, efficiency and performance.

#### Customizable Comfort

Compatible with both single and multi-zone outdoor units for maximum flexibility.

### CONTROLS

Wireless Remote Controller included with indoor unit

Optional Wired Remote Controller KSACN0801AAA  
(7-Day Programmable)



Wireless Remote  
Controller



Wired Controller  
(7-Day Programmable)  
KSACN0801AAA

Wi-Fi® Kit KSAIF0601AAA

24V Interface for third-party thermostat  
compatibility KSAIC0301230

Wi-Fi® is a registered trademark of Wi-Fi Alliance®.

## SPECIFICATIONS

619AHB High Wall									
Heat Pump									
System									
Size		12	6	9	12	18	24	30	36
Indoor Model		619AHBQ12XA1	619AHBQ06XA3	619AHBQ09XA3	619AHBQ12XA3	619AHBQ18XA3	619AHBQ24XA3	619AHBQ30XA3	619AHBQ36XA3
Electrical									
Voltage-Phase-Cycle	V-Ph-Hz	115-1-60	208/230-1-60	208/230-1-60	208/230-1-60	208/230-1-60	208/230-1-60	208/230-1-60	208/230-1-60
Power Supply		Indoor unit powered from outdoor unit							
MCA	A.	0.2500	0.3125	0.3125	0.3125	0.1625	0.6250	0.6250	0.6250
Controls									
Wireless Remote Controller (° F/° C Convertible)		Standard	Standard	Standard	Standard	Standard	Standard	Standard	Standard
Wired Remote Controller (° F/° C Convertible)		Optional	Optional	Optional	Optional	Optional	Optional	Optional	Optional
24V Interface for 3rd Party Thermostat Control		Optional	Optional	Optional	Optional	Optional	Optional	Optional	Optional
Wi-Fi® Control for Phone App Control		Optional	Optional	Optional	Optional	Optional	Optional	Optional	Optional
Operating Range									
Cooling Outdoor DB Min - Max	° F (° C)	63~90 (17~32)	63~90 (17~32)	63~90 (17~32)	63~90 (17~32)	63~90 (17~32)	63~90 (17~32)	63~90 (17~32)	63~90 (17~32)
Heating Outdoor DB Min - Max	° F (° C)	32~86 (0~30)	32~86 (0~30)	32~86 (0~30)	32~86 (0~30)	32~86 (0~30)	32~86 (0~30)	32~86 (0~30)	32~86 (0~30)
Piping									
Pipe Connection Size - Liquid	in (mm)	1/4 (6.35)	1/4 (6.35)	1/4 (6.35)	1/4 (6.35)	1/4 (6.35)	3/8 (9.52)	3/8 (9.52)	3/8 (9.52)
Pipe Connection Size - Suction	in (mm)	1/2 (12.7)	3/8 (9.52)	3/8 (9.52)	1/2 (12.7)	1/2 (12.7)	5/8 (16)	5/8 (16)	5/8 (16)
Indoor Coil									
Face Area	Sq. Ft.	2.15	2.15	2.15	2.15	2.75	3.60	3.60	3.60
No. Rows		2	2	2	2	2	3	3	3
Fins per inch		20	20	20	20	20	20	20	20
Circuits		3	3	3	3	4	7	7	7
Indoor									
Unit Width	in (mm)	31.3 (795)	31.3 (795)	31.3 (795)	31.3 (795)	37.99 (965)	44.88 (1140)	44.88 (1140)	44.88 (1140)
Unit Height	in (mm)	11.61 (295)	11.61 (295)	11.61 (295)	11.61 (295)	12.56 (319)	14.57 (370)	14.57 (370)	14.57 (370)
Unit Depth	in (mm)	8.86 (225)	8.86 (225)	8.86 (225)	8.86 (225)	9.41 (239)	10.83 (275)	10.83 (275)	10.83 (275)
Net Weight	lbs (kg)	22.93 (10.4)	22.71 (10.3)	22.71 (10.3)	22.93 (10.4)	27.12 (12.3)	43.65 (19.8)	43.65 (19.8)	43.65 (19.8)
Number of Fan Speeds		4	4	4	4	4	4	4	4
Airflow (lowest to highest)	CFM	235/294/353/412	176/229/335/382	176/229/335/382	176/229/335/382	306/376/524/635	319/414/611/719	382/505/646/843	382/506/639/843
Sound Pressure (lowest to highest)	dB(A)	24/30/41/47	32/34/38/47	32/34/38/47	30/32/37/47	37/40/46/48	37/39/44/52	38/41/46/52	39/41/46/52
Air Throw Data	ft (m)	27.9 (8.5)	21.3 (7.1)	24.9 (7.6)	26.2 (8.0)	27.9 (8.5)	31.5 (9.6)	33.8 (10.3)	33.8 (10.3)
Moisture Removal	Pint/h (L/h)	0.048 (0.023)	0.67 (0.32)	0.015 (0.007)	0.046 (0.022)	0.091 (0.044)	0.108 (0.052)	0.154 (0.074)	0.240 (0.115)
Field Drain Pipe Size O.D.	in (mm)	0.625 (16)	0.625 (16)	0.625 (16)	0.625 (16)	0.625 (16)	0.625 (16)	0.625 (16)	0.625 (16)

## COMPATIBILITY:

Indoor Unit	619AHBQ12XA1	619AHBQ06XA3	619AHBQ09XA3	619AHBQ12XA3	619AHBQ18XA3	619AHBQ24XA3	619AHBQ30XA3	619AHBQ36XA3
Outdoor Unit Single Zone*	38MARBQ12AA1	38MARBQ06AA3	38MARBQ09AA3	38MARBQ12AA3	38MARBQ18AA3	38MARBQ24AA3	38MARBQ30AA3	38MARBQ36AA3
Outdoor Unit Multi-Zone*		38MGRQ18B--3						
		38MGRQ24C--3						
		38MGRQ30D--3						
		38MGRQ36D--3						
		38MGRQ48E--3						

\*Performance may vary based on the compatible outdoor units. See respective pages for performance data.



# 40MBCQ Cassette

Preferred Series



## INDOOR FEATURES

- Available in 208/230V
- Up to 20.0 SEER and 10.5 HSPF when paired with the 38MARB outdoor unit
- Modes: Cool, Heat, Dry, Fan, Auto
- Auto-restart function
- Louver control (fixed or swing)
- Three fan speeds
- Built-in condensate lift pump
- *Follow Me* (senses temperature at handheld remote)
- Heating Setback (46° F Heating Mode)
- Quiet indoor operation, as low as 34 dB(A)
- Anti-corrosive fin coating
- Grille/ceiling panel 2' x 2' sizes 09 to 18 40MBCQ01XXX3
- Grille/ceiling panel 3' x 3' size 24 P/N 40MBCQ02XXX3

## COMPATIBLE WITH

- 38MARB Outdoor Unit Single Zone
- 38MGR Outdoor Unit Multi-Zone

**PREFERRED™**  
SERIES

Sizes: 09 / 12 / 18 / 24

Select sizes are ENERGY STAR® certified based on outdoor unit pairing

## KEY FEATURES

### Built-in Condensate Lift Pump

Supplied with a condensate lift pump capable of lifting water (maximum amount 29.5 in. (750 mm.)) above the top of the unit.

### Integrated Electrical Components

Easy maintenance with the circuit box inside the unit, provides a more compact size for easier installation.

## CONTROLS

Wireless Remote Controller included with indoor unit

Optional Wired Remote Controller  
KSACN0101AAA (Timer Function)

Optional Wired Remote Controller  
KSACN0701AAA (7-Day Programmable)



Wired Controller  
(Timer Function)  
KSACN0101AAA



Wired Controller  
(7-Day Programmable)  
KSACN0701AAA



Wireless Remote  
Controller

## ACCESSORIES

24V Interface for compatibility with conventional thermostat KSAIC0301230

Wi-Fi® smartphone control kit KSAIF0401AAA

**NOTE:** Grille is required; sold separately.  
Wi-Fi® is a registered trademark of Wi-Fi Alliance®.

## SPECIFICATIONS

40MBCQ Cassette					
Heat Pump					
System					
Size		9	12	18	24
Indoor Model		40MBCQ09---3	40MBCQ12---3	40MBCQ18---3	40MBCQ24---3
Electrical					
Voltage-Phase-Cycle	V-Ph-Hz	208/230-1-60	208/230-1-60	208/230-1-60	208/230-1-60
Power Supply		Indoor Unit Powered From Outdoor Unit			
MCA	A.	0.2	0.2	0.2	0.3
Operating Range					
Cooling Indoor DB Min - Max	° F (° C)	63~90 (17~32)	63~90 (17~32)	63~90 (17~32)	62~90 (17~32)
Heating Indoor DB Min - Max	° F (° C)	32~86 (0~30)	32~86 (0~30)	32~86 (0~30)	32~86 (0~30)
Piping					
Pipe Connection Size - Liquid	in (mm)	1/4 (6.35)	1/4 (6.35)	1/4 (6.35)	3/8 (9.52)
Pipe Connection Size - Suction	in (mm)	3/8 (9.52)	1/2 (12.7)	1/2 (12.7)	5/8 (16)
Indoor					
Body Unit Width	in (mm)	22.44 (570)	22.44 (570)	22.44 (570)	33.07 (840)
Body Unit Height	in (mm)	10.24 (260)	10.24 (260)	10.24 (260)	8.07 (205)
Body Unit Depth	in (mm)	22.44 (570)	22.44 (570)	22.44 (570)	33.07 (840)
Body Net Weight	lbs (kg)	35.27 (16)	35.27 (16)	39.68 (18)	46.3 (21)
Panel Unit Width		25.47 (647)	25.47 (647)	25.47 (647)	37.4 (950)
Panel Unit Height	in (mm)	1.97 (50)	1.97 (50)	1.97 (50)	2.17 (55)
Panel Unit Depth	in (mm)	25.47 (647)	25.47 (647)	25.47 (647)	37.4 (950)
Panel Net Weight	lbs (kg)	5.51 (2.5)	5.51 (2.5)	5.51 (2.5)	11.02 (5)
Number of Fan Speeds		3	3	3	3
Airflow (lowest to highest)	CFM	260/320/380	280/340/400	290/350/420	625/761/878
Sound Pressure (lowest to highest)	dB(A)	34/39/44	36/39/42	46/48/50	47/50/52
Air Throw Data	ft (m)	23 (7)	23 (7)	30 (9)	30 (9)
Moisture Removal	Pint/h (L/h)	1.58 (0.75)	2.88 (1.366)	4.26 (2.02)	5.22 (2.47)
Field Drain Pipe Size O.D.	in (mm)	1 (25.4)	1 (25.4)	1 (25.4)	1 (25.4)

## COMPATIBILITY

Indoor Unit	40MBCQ09---3	40MBCQ12---3	40MBCQ18---3	40MBCQ24---3
Outdoor Unit Single Zone*	38MARBQ09AA3	38MARBQ12AA3	38MARBQ18AA3	38MARBQ24AA3
Outdoor Unit Multi-Zone*	38MGRQ18B--3			
	38MGRQ24C--3			
	38MGRQ30D--3			
	38MGRQ36D--3			
	38MGRQ48E--3			

\*Performance may vary based on the compatible outdoor units. See respective pages for performance data.

For sizes 36 to 48 refer to the Light Commercial section; Backward compatible with 38MAQ Single Zone and 38MGQ Multi-Zone Systems.

Manufacturer reserves the right to discontinue, or change at any time, specification or designs without notice or incurring obligations.



## INDOOR FEATURES

- Available in 208/230V
- Up to 23.0 SEER and 12.5 HSPF when paired with the 38MARB outdoor unit
- Modes: Cool, Heat, Dry, Fan, Auto
- Vertical or horizontal installation
- Up to 0.64 in WG
- Rear or bottom return
- Constant CFM operation
- Built-in condensate lift pump
- *Follow Me* (senses temperature at handheld remote)
- Heating Setback (46° F Heating Mode)
- Quiet indoor operation, as low as 30 dB(A)
- Anti-corrosive fin coating

## COMPATIBLE WITH

- 38MARB Outdoor Unit Single Zone
- 38MGR Outdoor Unit Multi-Zone

**PREFERRED™**  
SERIES

Sizes: 09 / 12 / 18 / 24

Select sizes are ENERGY STAR® certified based on outdoor unit pairing

## KEY FEATURES

### Vertical or Horizontal Installation

Designed for maximum installation flexibility with the built-in secondary drain pan which allows the unit to be mounted vertically for either a floor or ceiling-concealed installation, depending on existing conditions.

### Built-in Condensate Lift Pump

Supplied with a condensate lift pump capable of lifting water (maximum amount 29.5 in. (750 mm.)) above the top of the unit.

## CONTROLS

Wireless Remote Controller included with indoor unit

Optional Wired Remote Controller KSACN0101AAA (Timer Function)

Wired Remote Controller KSACN0701AAA (7-Day Programmable) included with indoor unit



Wired Controller  
(Timer Function)  
KSACN0101AAA



Wired Controller  
(7-Day Programmable)  
KSACN0701AAA



Wireless  
Remote Controller

## ACCESSORIES

24V Interface for compatibility with conventional thermostat KSAIC0301230

Wi-Fi® smartphone control kit KSAIF0401AAA

Wi-Fi® is a registered trademark of Wi-Fi Alliance®.



## SPECIFICATIONS

40MBDQ Ducted					
Heat Pump					
System					
Size		9	12	18	24
Indoor Model		40MBDQ09---3	40MBDQ12---3	40MBDQ18---3	40MBDQ24---3
Electrical					
Voltage-Phase-Cycle	V-Ph-Hz	208/230-1-60	208/230-1-60	208/230-1-60	208/230-1-60
Power Supply		Indoor Unit Powered From Outdoor Unit			
MCA	A.	1.11	1.11	1.2	1.2
Operating Range					
Cooling Indoor DB Min - Max	° F (° C)	63~90 (17~32)	63~90 (17~32)	63~90 (17~32)	63~90 (17~32)
Heating Indoor DB Min - Max	° F (° C)	32~86 (0~30)	32~86 (0~30)	32~86 (0~30)	32~86 (0~30)
Piping					
Pipe Connection Size - Liquid	in (mm)	1/4 (6.35)	1/4 (6.35)	1/4 (6.35)	3/8 (9.52)
Pipe Connection Size - Suction	in (mm)	3/8 (9.52)	1/2 (12.7)	1/2 (12.7)	5/8 (16)
Indoor					
Unit Width	in (mm)	27.56 (700)	27.56 (700)	34.65 (880)	43.31 (1100)
Unit Height	in (mm)	7.87 (200)	7.87 (200)	8.27 (210)	9.8 (249)
Unit Depth	in (mm)	19.92 (506)	19.92 (506)	26.54 (674)	30.47 (774)
Net Weight	lbs (kg)	43.56 (19.8)	43.56 (19.8)	54 (24.5)	86.86 (39.4)
Number of Fan Speeds		3	3	3	3
Airflow (lowest to highest)	CFM	147/211/264	176/282/353	300/400/480	440/700/780
Sound Pressure (lowest to highest)	dB(A)	30/34/38	35/37/39	35/37/39	35.5/40/44
Max Static Pressure	in (WG)	0.20	0.20	0.40	0.64
Field Drain Pipe Size O.D.	in (mm)	1 (25.4)	1 (25.4)	1 (25.4)	1 (25.4)

## COMPATIBILITY

Indoor Unit	40MBDQ09---3	40MBDQ12---3	40MBDQ18---3	40MBDQ24---3
Outdoor Unit Single Zone*	38MARBQ09AA3	38MARBQ12AA3	38MARBQ18AA3	38MARBQ24AA3
Outdoor Unit Multi-Zone*	38MGRQ18B--3			
	38MGRQ24C--3			
	38MGRQ30D--3			
	38MGRQ36D--3			
	38MGRQ48E--3			

\*Performance may vary based on the compatible outdoor units. See respective pages for performance data.

For sizes 36 to 58 refer to the Light Commercial section; Backward compatible with 38MAQ Single Zone and 38MGQ Multi-Zone Systems.

# 40MBAA Air Handler

## Preferred Series



### INDOOR FEATURES

- Modes: Cool, Heat, Dry, Fan, Auto
- Up to 20.0 SEER and 11.6 HSPF based on outdoor unit pairing
- Multi poise installation (Up Flow, Down Flow, Horizontal Right, Horizontal Left)
- Total system static pressure up to 0.8 in. W.C.
- Less than 2% air leakage
- Quiet indoor operation
- Built-in third-party thermostat compatibility
- Anti-corrosive fin coating
- Extreme heating operation in as low as -22° F (-30° C) based on outdoor unit pairing
- Optional Electric Heat Packages available (5,10,15 and 20 KW)
- Powered from the outdoor unit

### COMPATIBLE WITH

- 38MARB Outdoor Unit Single Zone
- 38MGR Outdoor Unit Multi-Zone
- 38MBRB Outdoor Unit Single Zone

**PREFERRED™**  
SERIES

Sizes: 24 / 36 / 48

Select sizes are ENERGY STAR® certified based on outdoor unit pairing



### KEY FEATURES

#### Maximum Flexibility

Easily connect with traditional ducted systems or replace outdated gas furnaces while still enjoying the benefits that ductless systems provide. Additionally, you can install the unit in four different positions for maximum flexibility within any space.

#### Multi-Zone Compatibility

The size 24 air handler can connect to select multi-zone outdoor units to create one integrated system, enabling unique zoned comfort and efficiency.

#### High Efficiency

Replace gas furnaces to reduce the use of fossil fuels and experience cleaner energy and efficiency levels that meet many local and federal requirements.

### CONTROLS

Factory installed 24V interface for third-party thermostat compatibility\*

Wireless Remote Controller included

### ACCESSORIES

Electric Heat Packages Electric Heater Kits EHKMA05KN, EHKMA10KN, EHKMA15KN, EHKMA20KN

Only Size 24 is available for multi-zone applications.

\*24V Interface: See installation instructions for details

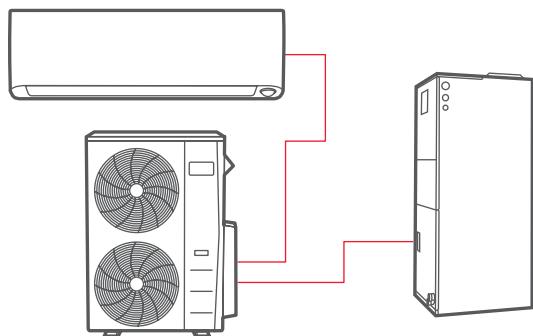
## SPECIFICATIONS

40MBAA Air Handler				
Heat Pump System				
Size		24	36	48
Indoor Model		40MBAAQ24XA3	40MBAAQ36XA3	40MBAAQ48XA3
Electrical				
Voltage-Phase-Cycle	V-Ph-Hz	208/230-1-60	208/230-1-60	208/230-1-60
Power Supply		Indoor Unit Powered From Outdoor Unit		
MCA	A.	5	5	5
Controls				
Wireless Remote Controller (° F/° C Convertible)		Standard	Standard	Standard
Third-Party Thermostat Compatibility		Standard	Standard	Standard
Operating Range				
Cooling Indoor DB Min - Max	° F (° C)	62~90 (17~32)	62~90 (17~32)	62~90 (17~32)
Heating Indoor DB Min - Max	° F (° C)	32~86 (0~30)	32~86 (0~30)	32~86 (0~30)
Piping				
Pipe Connection Size - Liquid	in (mm)	3/8 (9.52)	3/8 (9.52)	3/8 (9.52)
Pipe Connection Size - Suction	in (mm)	5/8 (16)	5/8 (16)	5/8 (16)
Indoor				
Unit Width	in (mm)	19.6 (498)	19.6 (498)	19.6 (498)
Unit Height	in (mm)	48.8 (1,240)	48.8 (1,240)	48.8 (1,240)
Unit Depth	in (mm)	21.0 (533)	21.0 (533)	21.0 (533)
Net Weight	lbs (kg)	141.1 (64)	144.8 (65.7)	144.8 (65.7)
Number of Fan Speeds		4	4	4
Airflow (lowest to highest)	CFM	588/765/882	824/1,000/1,176	1,176/1,294/1,412
Sound Pressure - Cooling (lowest to highest)	dB(A)	37.2/40.4/43/45.2	37.2/40.4/43/45.2	37.2/40.4/43/45.2
Sound Pressure - Heating (lowest to highest)		35.8/38.7/41.7	37.9/43/46.5/48	50/51.9/53.9/54.9
Max Static Pressure	in W.C.	0.80	0.80	0.80
Field Drain Pipe Size O.D.	in (mm)	3/4 (19.1)	3/4 (19.1)	3/4 (19.1)

\*Performance may vary based on the compatible outdoor units. See respective pages for performance data.

## COMPATIBILITY

Indoor Unit	Outdoor Unit Single Zone			Outdoor Unit Multi-Zone		
	38MARBQ24AA3	38MBRBQ36AA3	38MBRBQ48AA3	38MGRQ30D--3	38MGRQ36D--3	38MGRQ48E--3
40MBAAQ24XA3	•			•	•	•
40MBAAQ36XA3		•				
40MBAAQ48XA3			•			



Manufacturer reserves the right to discontinue, or change at any time, specification or designs without notice or incurring obligations.





## OUTDOOR FEATURES

- Available in 208/230V
- Up to 20.0 SEER and 11.6 HSPF when paired with the 38MARB outdoor unit
- Modes: Cool, Heat, Dry, Fan, Auto
- Auto-restart function
- Size 12 capable of being mounted on floor only
- Sizes 18-24 capable of being mounted on floor or ceiling
- Louver control (fixed or swing)
- Three fan speeds
- Air discharge from top and bottom (size 12 only)
- *Follow Me* (senses temperature at handheld remote)
- Heating Setback (46° F Heating Mode)
- Quiet indoor operation, as low as 34 dB(A)
- Anti-corrosive fin coating

## COMPATIBLE WITH

- 38MARB Outdoor Unit Single Zone
- 38MGR Outdoor Unit Multi-Zone

**PREFERRED™**  
SERIES

Sizes: 12 / 18 / 24

Select sizes are ENERGY STAR® certified based on outdoor unit pairing

## KEY FEATURES

### Optional 2-Way Air Outlet

For up and down air-outlet or up air-outlet on size 12 only.

### Outside Air Intake

Outside air can be brought into the room through the connection available on the indoor unit which helps meet the ventilation requirement, only on sizes 18-24.

## CONTROLS

Wireless Remote Controller included with indoor unit

Optional Wired Remote Controller KSACN0101AAA (Timer Function)

Optional Wired Remote Controller KSACN0601AAA (7-Day Programmable) size 12

Optional Wired Remote Controller KSACN0701AAA (7-Day Programmable) sizes 18 and 24



Wired Controller  
(Timer Function)  
KSACN0101AAA



Wired Controller  
(7-Day Programmable)  
KSACN0601AAA &  
KSACN0701AAA



Wireless  
Remote Controller

## ACCESSORIES

Wi-Fi® smartphone control kit (sizes 18-24 only\*) KSAIF0401AAA

24V Interface for compatibility with conventional thermostat KSAIC0301230

Wi-Fi® is a registered trademark of Wi-Fi Alliance®.

\*Not available for size 12.

## SPECIFICATIONS

40MBFQ Console				
Heat Pump				
System				
Size		12	18	24
Indoor Model		40MBFQ12---3	40MBFQ18---3	40MBFQ24---3
Electrical				
Voltage-Phase-Cycle	V-Ph-Hz	208/230-1-60	208/230-1-60	208/230-1-60
Power Supply		Indoor Unit Powered From Outdoor Unit		
MCA	A.	0.29	1.0	1.0
Operating Range				
Cooling Indoor DB Min - Max	° F (° C)	63~90 (17~32)	62~90 (17~32)	62~90 (17~32)
Heating Indoor DB Min - Max	° F (° C)	32~86 (0~30)	32~86 (0~30)	32~86 (0~30)
Piping				
Pipe Connection Size - Liquid	in (mm)	1/4 (6.35)	1/4 (6.35)	3/8 (9.52)
Pipe Connection Size - Suction	in (mm)	1/2 (12.7)	1/2 (12.7)	5/8 (16)
Indoor				
Unit Width	in (mm)	27.56 (700)	42.05 (1,068)	42.05 (1,068)
Unit Height	in (mm)	23.62 (600)	26.57 (675)	26.57 (675)
Unit Depth	in (mm)	8.27 (210)	9.25 (235)	9.25 (235)
Net Weight	lbs (kg)	32.41 (14.7)	55.12 (25)	58.42 (26.5)
Number of Fan Speeds		3	3	3
Airflow (lowest to highest)	CFM	220/250/280	420/485/550	600/710/760
Sound Pressure (lowest to highest)	dB(A)	34/41/45	39/44/47	46/50/52
Air Throw Data	ft (m)	23 (7)	26 (8)	26 (8)
Field Drain Pipe Size O.D.	in (mm)	1 (25.4)	1 (25.4)	1 (25.4)

## COMPATIBILITY

Indoor Unit	40MBFQ12---3	40MBFQ18---3	40MBFQ24---3
Outdoor Unit Single Zone*	38MARBQ12AA3	38MARBQ18AA3	38MARBQ24AA3
Outdoor Unit Multi-Zone*	38MGRQ18B--3		
	38MGRQ24C--3		
		38MGRQ30D--3	
		38MGRQ36D--3	
		38MGRQ48E--3	

\*Performance may vary based on the compatible outdoor units. See respective pages for performance data.



## Cooling Only - 38MHRCC

## Heat Pump - 38MHRCQ With Basepan Heater

Sizes: 09 / 12 / 18 / 24 (208-230V); Size 12 (115V)

Up to 19.8 SEER

Up to 11.0 HSPF

### OUTDOOR FEATURES

- Cost competitive
- Factory installed basepan heater
- Factory installed crankcase heater
- Auto-restart function
- Condenser high-temperature protection
- Refrigerant leakage detection
- Quiet outdoor operation
- Anti-corrosive fin coating

### COMPATIBLE WITH

- 40MHHC High Wall Cooling only
- 40MHHQ High Wall Heat Pump

### KEY FEATURES

#### Easy Maintenance

Simple and fast installation and maintenance means less system downtime and costs.

#### Small Physical Size

With an optimized cabinet design and small footprint, the unit is unobtrusive and quiet.

**LEGACY™**  
— LINE

## SPECIFICATIONS

38MHRCQ Outdoor Unit						
Heat Pump						
System						
Size		12	9	12	18	24
Outdoor Model		38MHRCQ12AA1	38MHRCQ09AA3	38MHRCQ12AA3	38MHRCQ18AA3	38MHRCQ24AA3
Electrical						
Voltage-Phase-Cycle	V-Ph-Hz	115-1-60	208/230-1-60	208/230-1-60	208/230-1-60	208/230-1-60
MCA	A.	18.5	12	15	15	19
MOCP - Fuse Rating	A.	25	15	15	20	30
Operating Range						
Cooling Outdoor DB Min - Max	° F (° C)	0~122 (-17~50)	0~122 (-17~50)	0~122 (-17~50)	0~122 (-17~50)	0~122 (-17~50)
Cooling Outdoor DB Min - Max	° F (° C)	0~86 (-17~30)	0~86 (-17~30)	0~86 (-17~30)	0~86 (-17~30)	0~86 (-17~30)
Piping						
Total Piping Length	ft (m)	82 (25)	82 (25)	82 (25)	98 (30)	164 (50)
Piping Lift*	ft (m)	32 (10)	32 (10)	32 (10)	65 (20)	82 (25)
Pipe Connection Size - Liquid	in (mm)	1/4 (6.35)	1/4 (6.35)	1/4 (6.35)	1/4 (6.35)	3/8 (9.52)
Pipe Connection Size - Suction	in (mm)	1/2 (12.7)	3/8 (9.52)	1/2 (12.7)	1/2 (12.7)	5/8 (16)
Refrigerant						
Type		R410A	R410A	R410A	R410A	R410A
Charge	lbs (kg)	1.79 (0.81)	1.59 (0.72)	1.79 (0.81)	2.98 (1.35)	3.92 (1.78)
Compressor						
Type		Rotary Inverter	Rotary Inverter	Rotary Inverter	Rotary Inverter	Rotary Inverter
Outdoor						
Unit Width	in (mm)	30.12 (765)	30.12 (765)	30.12 (765)	31.69 (805)	35.04 (890)
Unit Height	in (mm)	21.85 (555)	21.85 (555)	21.85 (555)	21.81 (554)	26.50 (673)
Unit Depth	in (mm)	11.93 (303)	11.93 (303)	11.93 (303)	12.99 (330)	13.46 (342)
Net Weight	lbs (kg)	62.17 (28.2)	55.11 (25.0)	59.30 (26.9)	73.85 (33.5)	97.88 (44.4)
Airflow	CFM	1,235	1,294	1,235	1,235	1,765
Sound Pressure	dB(A)	53.5	55.0	55.5	55.0	59.5

\*Condensing unit above or below indoor units.

## COMPATIBILITY

Indoor Unit		Outdoor Unit				
		38MHRCQ12AA1	38MHRCQ09AA3	38MHRCQ12AA3	38MHRCQ18AA3	38MHRCQ24AA3
40MHHQ High Wall	40MHHQ12---1	•				
	40MHHQ09---3		•			
	40MHHQ12---3			•		
	40MHHQ18---3				•	
	40MHHQ24---3					•



# 38MHRC Outdoor Unit

Legacy Line

## PERFORMANCE

40MHHQ High Wall						
Heat Pump						
Indoor Unit		40MHHQ12---1	40MHHQ09---3	40MHHQ12---3	40MHHQ18---3	40MHHQ24---3
ENERGY STAR®		NO	NO	NO	NO	NO
Cooling System Tons		1.0	0.8	1.0	1.5	2.0
Cooling Rated Capacity	Btu/h	12,000	9,000	12,000	18,000	24,000
Cooling Cap. Range Min - Max	Btu/h	4,500~12,100	2,650~9,500	3,300~13,000	3,760~19,900	6,760~24,300
SEER		19.8	18.5	19.8	19.0	19.0
EER		9.9	11.2	10.2	11.2	9.4
Heating Rated Capacity (47° F)	Btu/h	12,000	10,000	12,000	18,000	24,800
Heating Rated Capacity (17° F)	Btu/h	7,000	5,800	7,000	11,900	15,300
Heating Maximum Capacity (5° F)	Btu/h	7,000	6,500	8,000	10,000	14,000
Heating Cap. Range Min - Max	Btu/h	5,500~12,000	2,600~10,500	3,810~13,490	6,400~19,000	6,040~26,210
HSPF		10.8	10	10	11	10.2
COP (47° F)	W/W	3.00	3.30	3.11	3.20	3.13
COP (17° F)	W/W	2.35	2.25	2.50	2.72	2.62
COP (5° F)	W/W	1.60	1.75	1.75	2.00	1.75

## PERFORMANCE

40MHHC High Wall					
Cooling Only					
Indoor Unit		40MHHC12--A1	40MHHC12--A3	40MHHC18---3	40MHHC24---3
ENERGY STAR®		NO	NO	NO	NO
Cooling System Tons		1.0	1.0	1.4	2.0
Cooling Rated Capacity	Btu/h	11,500	11,500	17,000	24,000
Cooling Cap. Range Min - Max	Btu/h	3,200~12,800	3,200~12,900	4,500~18,000	6,760~24,300
SEER		20.5	20.5	19.0	17.1
EER		11.2	11.2	10.9	9.3

An economical choice that can provide comfort when you need it.

## SPECIFICATIONS

38MHRCC Outdoor Unit					
Cooling Only					
System					
Size		12	12	18	24
Outdoor Model		38MHRCC12AA1	38MHRCC12AA3	38MHRCC18AA3	38MHRCC24AA3
Electrical					
Voltage-Phase-Cycle	V-Ph-Hz	115-1-60	208/230-1-60	208/230-1-60	208/230-1-60
MCA	A.	19	9	19	19
MOCP - Fuse Rating	A.	30	15	30	30
Operating Range					
Cooling Outdoor DB Min - Max	° F (° C)	0~122 (-17~50)	0~122 (-17~50)	0~122 (-17~50)	0~122 (-17~50)
Piping					
Total Piping Length	ft (m)	82 (25)	82 (25)	98 (30)	164 (50)
Piping Lift*	ft (m)	33 (10)	33 (10)	66 (20)	66 (20)
Pipe Connection Size - Liquid	in (mm)	1/4 (6.35)	1/4 (6.35)	1/4 (6.35)	3/8 (9.52)
Pipe Connection Size - Suction	in (mm)	1/2 (12.7)	1/2 (12.7)	1/2 (12.7)	5/8 (16)
Refrigerant					
Type		R410A	R410A	R410A	R410A
Charge	lbs (kg)	1.43 (0.65)	1.43 (0.65)	1.98 (0.90)	3.92 (1.78)
Compressor					
Type		Rotary Inverter	Rotary Inverter	Rotary Inverter	Rotary Inverter
Outdoor					
Unit Width	in (mm)	28.35 (720)	28.35 (720)	30.12 (765)	35.04 (890)
Unit Height	in (mm)	19.49 (495)	19.49 (495)	21.85 (555)	26.50 (673)
Unit Depth	in (mm)	10.63 (270)	10.63 (270)	11.93 (303)	13.46 (342)
Net Weight	lbs (kg)	51.15 (23.2)	48.72 (22.1)	61.51 (27.9)	97.88 (44.4)
Airflow	CFM	1,059	1,059	1,235	1,765
Sound Pressure	dB(A)	52.0	52.5	55.5	59.5

\*Condensing unit above or below indoor units.

## COMPATIBILITY

Indoor Unit		Outdoor Unit			
		38MHRCC12AA1	38MHRCC12AA3	38MHRCC18AA3	38MHRCC24AA3
40MHHC High Wall	40MHHC12--A1	•			
	40MHHC12--A3		•		
	40MHHC18---3			•	
	40MHHC24---3				•

Manufacturer reserves the right to discontinue, or change at any time, specification or designs without notice or incurring obligations.



## INDOOR FEATURES

- Available in 115V and 208/230V
- Up to 19.8 SEER and 11.0 HSPF when paired with 38MHRC outdoor unit
- Modes: Cool, Heat, Dry, Fan, Auto
- Turbo Mode
- Up-down louver control (fixed or swing)
- Remove filter from the top
- Improved serviceability
- Four fan speeds
- Sleep Mode
- *Follow Me* (senses temperature at handheld remote)
- Heating Setback (46° F Heating Mode)
- Quiet indoor operation, as low as 28 dB(A)
- Anti-corrosive fin coating

## COMPATIBLE WITH

- 38MHRC Outdoor Unit Single Zone
- 38MGR Outdoor Unit Multi-Zone (40MHHQ Heat Pump only)

**LEGACY™**  
— LINE

**Cooling Only – 40MHHC**

**Heat Pump – 40MHHQ**

Sizes: 09 / 12 / 18 / 24

## KEY FEATURES

### Improved Serviceability

Full access to the terminal connections and fan after lifting the front cover of the high wall for easy installation and service.

### Convenient Filter Removal

The filter is located on the inlet, allowing the direct removal from the top of the unit without opening the cover.

## CONTROLS

Wireless Remote Controller included with indoor unit

Optional Wired Remote Controller KSACN0601AAA (7-Day Programmable)



Wireless  
Remote Controller



Wired Controller  
(7-Day Programmable)  
KSACN0601AAA

## ACCESSORIES

24V Interface for compatibility with conventional thermostat KSAIC0301230

Wi-Fi® smartphone control kit size 09 / 12 / 24  
KSAIF0101AAA

Wi-Fi® smartphone control kit size 18 KSAIF0201AAA

Wi-Fi® is a registered trademark of Wi-Fi Alliance®.


## SPECIFICATIONS

40MHHC High Wall					
Cooling Only					
System					
Size		12	12	18	24
Indoor Model		40MHHC12--A1	40MHHC12--A3	40MHHC18---3	40MHHC24---3
Electrical					
Voltage-Phase-Cycle	V-Ph-Hz	115-1-60	208/230-1-60	208/230-1-60	208/230-1-60
Power Supply		Indoor Unit Powered From Outdoor Unit			
MCA	A	0.2	0.1	0.27	0.4
Controls					
Wireless Remote Controller (°F/°C Convertible)		Standard	Standard	Standard	Standard
Wired Remote Controller (°F/°C Convertible)		Optional	Optional	Optional	Optional
Operating Range					
Cooling indoor DB Min - Max	° F (° C)	62~90 (17~32)	62~90 (17~32)	62~90 (17~32)	62~90 (17~32)
Piping					
Pipe Connection Size - Liquid	in (mm)	1/4 (6.35)	1/4 (6.35)	1/4 (6.35)	3/8 (9.52)
Pipe Connection Size - Suction	in (mm)	1/2 (12.7)	1/2 (12.7)	1/2 (12.7)	5/8 (16)
Indoor					
Unit Width	in (mm)	32.00 (813)	32.00 (813)	38.36 (974)	43.83 (1113)
Unit Height	in (mm)	11.81 (300)	11.81 (300)	12.8 (325)	13.41 (341)
Unit Depth	in (mm)	7.75 (197)	7.75 (197)	8.87 (225)	9.22 (234)
Net Weight	lbs (kg)	19.62 (8.9)	19.62 (8.9)	25.35 (11.5)	33.29 (15.1)
Number of Fan Speeds		4	4	4	4
Airflow (lowest to highest)	CFM	198/237/331/362	191/237/334/362	344/422/505/505	418/506/600/629
Sound Pressure (lowest to highest)	dB(A)	27/33/42/44	29/33/42/45	36/40/44/45	35/41/46/48
Air Throw Data	ft (m)	22 (6.7)	22 (6.7)	24 (7.3)	39.4 (12)
Moisture Removal	Pint/h (L/h)	3.17 ( 1.50)	3.09 ( 1.46)	4.38 (2.07)	6.38 (3.02 )
Field Drain Pipe Size O.D.	in (mm)	5/8 (16)	5/8 (16)	5/8 (16)	5/8 (16)



## SPECIFICATIONS


40MHHQ High Wall						
Heat Pump						
System						
Size		12	9	12	18	24
Indoor Model		40MHHQ12---1	40MHHQ09---3	40MHHQ12---3	40MHHQ18---3	40MHHQ24---3
Electrical						
Voltage-Phase-Cycle	V-Ph-Hz	115-1-60	208/230-1-60	208/230-1-60	208/230-1-60	208/230-1-60
Power Supply		Indoor Unit Powered From Outdoor Unit				
MCA	A.	0.3	0.25	0.25	0.28	0.45
Operating Range						
Cooling indoor DB Min - Max	° F (° C)	63~90 (17~32)	63~90 (17~32)	63~90 (17~32)	63~90 (17~32)	63~90 (17~32)
Heating indoor DB Min - Max	° F (° C)	32~86 (0~30)	32~86 (0~30)	32~86 (0~30)	32~86 (0~30)	32~86 (0~30)
Piping						
Pipe Connection Size - Liquid	in (mm)	1/4 (6.35)	1/4 (6.35)	1/4 (6.35)	1/4 (6.35)	3/8 (9.52)
Pipe Connection Size - Suction	in (mm)	1/2 (12.7)	3/8 (9.52)	1/2 (12.7)	1/2 (12.7)	5/8 (16)
Indoor						
Unit Width	in (mm)	32.00 (813)	28.53 (725)	32.00 (813)	38.36 (974)	43.83 (1,113)
Unit Height	in (mm)	11.81 (300)	11.81 (300)	11.81 (300)	12.8 (325)	13.41 (341)
Unit Depth	in (mm)	7.75 (197)	7.75 (197)	7.75 (197)	8.87 (225)	9.22 (234)
Net Weight	lbs (kg)	22.49 (10.2)	21.16 (9.6)	22.49 (10.2)	31.97 (14.5)	40.12 (18.2)
Number of Fan Speeds		4	4	4	4	4
Airflow (lowest to highest)	CFM	200/265/306/329	165/229/271/324	212/282/324/353	353/412/529/559	353/483/589/647
Sound Pressure (lowest to highest)	dB(A)	29/38/42/42	31/36/40/42	34/39/41/43	34/39/44/46	38/42/48/49
Air Throw Data	ft (m)	22 (6.7)	20.3 (6.2)	22.6 (6.9)	25 (7.6)	37.7 (11.5)
Moisture Removal	Pint/h (L/h)	3.49 (1.65)	2.05 (0.97)	3.38 (1.6)	4.63 (2.19)	5.73 (2.71)
Field Drain Pipe Size O.D.	in (mm)	0.625 (16)	0.625 (16)	0.625 (16)	0.625 (16)	0.625 (16)



## COMPATIBILITY

Cooling Only				
Indoor Unit	40MHHC12--A1	40MHHC12--A3	40MHHC18---3	40MHHC24---3
Outdoor Unit Single Zone*	38MHRCC12AA1	38MHRCC12AA3	38MHRCC18AA3	38MHRCC24AA3
Outdoor Unit Multi-Zone*				

\*Performance may vary based on the compatible outdoor units. See respective pages for performance data.



## COMPATIBILITY

Heat Pump					
Indoor Unit	40MHHQ12---1	40MHHQ09---3	40MHHQ12---3	40MHHQ18---3	40MHHQ24---3
Outdoor Unit Single Zone*	38MHRQ12AA1	38MHRQ09AA3	38MHRQ12AA3	38MHRQ18AA3	38MHRQ24AA3
Outdoor Unit Multi-Zone*		38MGRQ18B--3			
		38MGRQ24C--3			
		38MGRQ30D--3			
		38MGRQ36D--3			
		38MGRQ48E--3			

\*Performance may vary based on the compatible outdoor units. See respective pages for performance data.

Manufacturer reserves the right to discontinue, or change at any time, specification or designs without notice or incurring obligations.





MULTI-ZONE



# 38MGR Outdoor Unit

## Preferred Series



### FEATURES OUTDOOR

- 100% heating capacity at 5° F (-15° C) sizes 24-36
- Available in 208/230V
- Connect 2~5, multiple style indoor units
- Built-in basepan heater
- Quiet outdoor operation, as low 62 dB(A)
- Anti-corrosive fin coating
- Total piping length 131 ~ 328 ft. (40 ~ 100 m.)
- Vertical lift/drop piping length 49 ~ 65 ft. (15 ~ 20 m.)
- Cooling operating range -13° ~ 122° F (-25° ~ 50° C)
- Heating operating range -22° ~ 86° F (-30° ~ 30° C)

### COMPATIBLE WITH

- 619PHA High Wall
- 619AHB High Wall
- 40MHHQ High Wall
- 40MBCQ Cassette
- 40MBDQ Ducted
- 40MBFQ Console
- 40MBAA Air Handler

**PREFERRED™**  
SERIES

### Heat Pump with Basepan Heater

Inverter Compressor

Up to 23.8 SEER

Up to 11.5 HSPF

Sizes: 18 / 24 / 30 / 36 / 48

Select systems are ENERGY STAR® certified based on indoor combinations



### KEY FEATURES

#### Space Saving Installation

Up to five indoor units can be connected to a single outdoor unit, reducing the number of outdoor units. All indoor units can be individually controlled and do not need to be installed at the same time.

#### Multiple Indoor Unit Styles

Flexibility and options of indoor unit styles to fit any application or need.



619PHA High Wall  
SIZES: 9 / 12



619AHB High Wall  
SIZES: 06 / 09 / 12 / 18 / 24



40MHHQ High Wall  
SIZES: 09 / 12 / 18 / 24



40MBCQ Cassette  
SIZES: 09 / 12 / 18 / 24



40MBDQ Ducted  
SIZES: 09 / 12 / 18 / 24



40MBFQ Console  
SIZES: 12 / 18 / 24



40MBAA Air Handler  
SIZES: 24

**Note:** Multi-zone units cannot heat and cool simultaneously.

## PERFORMANCE

Non-Ducted						
Size		18	24	30	36	48
Outdoor Model		38MGRQ18B--3	38MGRQ24C--3	38MGRQ30D--3	38MGRQ36D--3	38MGRQ48E--3
Max Number of Zones		2	3	4	4	5
Energy Star		YES	YES	YES	YES	YES
Cooling System Tons		1.5	2.0	2.5	3.0	4.0
Cooling Rated Capacity	Btu/h	18,000	24,000	30,000	36,000	48,000
Cooling Cap. Range Min - Max	Btu/h	5,810~21,940	7,880~33,510	8,090~41,470	8,560~45,020	8,560~53,160
SEER		22.5	23.0	23.8	21.5	22.4
EER		12.5	12.5	12.5	13.5	12.5
Heating Rated Capacity (47° F)	Btu/h	19,000	24,000	28,000	36,000	48,000
Heating Maximum Capacity (5° F)	Btu/h	14,400	24,450	29,230	36,660	37,290
Heating Cap. Range Min - Max	Btu/h	5,760~24,480	6,010~36,180	6,350~41,950	7,210~50,350	7,210~55,820
HSPF		10.3	10.3	10.0	10.5	10.2
COP (47° F)	W/W	3.6	3.9	3.8	3.8	3.6
COP (5° F)	W/W	2.2	2.1	2.0	1.8	2.0

Combination and Non-Ducted						
Size		18	24	30	36	48
Outdoor Model		38MGRQ18B--3	38MGRQ24C--3	38MGRQ30D--3	38MGRQ36D--3	38MGRQ48E--3
Max Number of Zones		2	3	4	4	5
Energy Star		NO	NO	NO	NO	NO
Cooling System Tons		1.5	2.0	2.5	3.0	4.0
Cooling Rated Capacity	Btu/h	18,000	24,000	30,000	36,000	48,500
Cooling Cap. Range Min - Max	Btu/h	5,795~20,708	7,765~31,955	8,060~39,990	8,510~42,635	8,510~52,580
SEER		20.50	22.00	22.40	20.25	21.45
EER		12.15	11.75	11.25	12.40	11.30
Heating Rated Capacity (47° F)	Btu/h	18,700	24,000	29,000	36,400	49,000
Heating Maximum Capacity (5° F)	Btu/h	14,565	24,150	28,615	36,065	37,045
Heating Cap. Range Min - Max	Btu/h	5,650~24,365	5,980~36,190	6,275~42,305	7,045~47,800	7,045~54,935
HSPF		10.15	10.15	10.00	10.75	10.85
COP (47° F)	W/W	3.7	3.9	3.7	3.7	3.5
COP (5° F)	W/W	2.1	2.0	2.0	1.8	1.9

Ducted						
Size		18	24	30	36	48
Outdoor Model		38MGRQ18B--3	38MGRQ24C--3	38MGRQ30D--3	38MGRQ36D--3	38MGRQ48E--3
Max Number of Zones		2	3	4	4	5
Energy Star		NO	NO	NO	NO	NO
Cooling System Tons		1.5	2.0	2.5	3.0	4.1
Cooling Rated Capacity	Btu/h	18,000	24,000	30,000	36,000	49,000
Cooling Cap. Range Min - Max	Btu/h	5,780~19,476	7,650~30,400	8,030~38,510	8,460~40,250	8,460~52,000
SEER		18.5	21.0	21.0	19.0	20.5
EER		11.8	11.0	10.0	11.3	10.1
Heating Rated Capacity (47° F)	Btu/h	18,500	24,000	30,000	37,000	50,000
Heating Maximum Capacity (5° F)	Btu/h	14,730	23,850	28,000	35,470	36,800
Heating Cap. Range Min - Max	Btu/h	5,539~24,249	5,950~36,200	6,200~42,660	6,880~45,250	6,880~54,050
HSPF		10.0	10.0	10.0	11.0	11.5
COP (47° F)	W/W	3.8	3.8	3.6	3.6	3.4
COP (5° F)	W/W	2.10	1.96	1.98	1.75	1.82

SPECIFICATIONS

38MGR Outdoor Unit						
Heat Pump						
System						
Size		18	24	30	36	48
Outdoor Model		38MGRQ18B--3	38MGRQ24C--3	38MGRQ30D--3	38MGRQ36D--3	38MGRQ48E--3
Max Number of Zones		2	3	4	4	5
Operating Range						
Cooling Outdoor DB Min - Max	° F (° C)	-13~122 (-25~50)	-13~122 (-25~50)	-13~122 (-25~50)	-13~122 (-25~50)	-13~122 (-25~50)
Heating Outdoor DB Min - Max	° F (° C)	-22~86 (-30~30)	-22~86 (-30~30)	-22~86 (-30~30)	-22~86 (-30~30)	-22~86 (-30~30)
Piping						
Total Piping Length	ft (m)	131(40)	197(60)	263(80)	328(100)	328(100)
Piping to furthest FCU	ft (m)	82 (25)	98 (30)	115(35)	115(35)	115 (35)
Drop (OD above ID)	ft (m)	49 (15)	49 (15)	49 (15)	65 (20)	65 (20)
Lift (OD below ID)	ft (m)	49 (15)	49 (15)	49 (15)	65 (20)	65 (20)
Pipe Connection Size - Liquid	in (mm)	1/4"2 (6.35"2)	1/4"3 (6.35"3)	1/4"4 (6.35"4)	1/4"4 (6.35"4)	1/4"5 (6.35"5)
Pipe Connection Size - Suction	in (mm)	3/8"2 (9.52"2)	3/8"3 (9.52"3)	1/2 "1+ 3/8"3 (12.7"1+9.52"3)	1/2 "2+ 3/8"2 (12.7"2+9.52"2)	1/2 "2+ 3/8"3 (12.7"2+9.52"3)
Refrigerant						
Type		R410A	R410A	R410A	R410A	R410A
Charge	lbs (kg)	4.41 (2.0)	6.17(2.8)	6.61 (3.0)	10.13 (4.6)	10.13 (4.6)
Electrical						
Voltage-Phase-Cycle	V-Ph-Hz	208/230-1-60	208/230-1-60	208/230-1-60	208/230-1-60	208/230-1-60
Power Supply		Indoor Unit Powered From Outdoor Unit				
MCA	A	18	25	30	35	35
MOCP - Fuse Rating	A	25	35	45	50	50
Compressor						
Type		Rotary Inverter	Rotary Inverter	Rotary Inverter	Rotary Inverter	Rotary Inverter
Outdoor						
Unit Width	in (mm)	37.31 (948)	41.22 (1047)	41.22 (1047)	41.15 (1045)	41.15 (1045)
Unit Height	in (mm)	27.64 (702)	31.88 (810)	31.88 (810)	52.48 (1333)	52.48 (1333)
Unit Depth	in (mm)	14.82 (376)	17.91 (455)	17.91 (455)	17.63 (448)	17.63 (448)
Net Weight	lbs (kg)	105.8 (48)	149.9 (68)	156.5 (71)	221.6 (100.5)	223.8 (101.5)
Airflow	CFM	1,390	2,130	2,130	4,500	4,500
Sound Pressure	dB(A)	62	63	62	64	64

COMPATIBILITY

Indoor Unit		Outdoor Unit				
		38MGRQ18B--3	38MGRQ24C--3	38MGRQ30D--3	38MGRQ36D--3	38MGRQ48E--3
619PHA High Wall	619PHAQ09XA3	•	•	•	•	•
	619PHAQ12XA3	•	•	•	•	•
	619AHBQ006BBMA	•	•	•	•	•
619AHB High Wall	619AHBQ009BBMA	•	•	•	•	•
	619AHBQ012BBMA	•	•	•	•	•
	619AHBQ018BBMA		•	•	•	•
	619AHBQ024BBMA			•	•	•
40MHHQ High Wall	40MHHQ09---3	•	•	•	•	•
	40MHHQ12---3	•	•	•	•	•
	40MHHQ18---3		•	•	•	•
	40MHHQ24---3			•	•	•
40MBCQ Cassette	40MBCQ09---3	•	•	•	•	•
	40MBCQ12---3	•	•	•	•	•
	40MBCQ18---3		•	•	•	•
	40MBCQ24---3			•	•	•
40MBCQ Ducted	40MBDQ09---3	•	•	•	•	•
	40MBDQ12---3	•	•	•	•	•
	40MBDQ18---3		•	•	•	•
	40MBDQ24---3			•	•	•
40MBFQ Console	40MBFQ12---3	•	•	•	•	•
	40MBFQ18---3		•	•	•	•
	40MBFQ24---3			•	•	•
40MBAA Air Handler	40MBAAQ24XA3			•	•	•

## RATED COMBINATIONS

Outdoor Models	Two Zones			Three Zones				Four Zones				Five Zones					
38MGRQ18B--3	6+6	9+9															
	6+9	9+12															
	6+12	12+12															
38MGRQ24C--3	6+6			6+6+6	6+9+9	6+12+18	12+12+12										
	6+9	9+9	12+12	6+6+9	6+9+12	9+9+9											
	6+12	9+12	12+18	6+6+12	6+9+18	9+9+12											
	6+18	9+18	18+18	6+6+18	6+12+12	9+9+18											
38MGRQ30D--3	6+9	9+9	12+12	6+6+12	6+9+24	9+9+9	9+18+18	6+6+6+6	6+6+9+12	6+9+9+9	6+12+12+12						
	6+12	9+12	12+18	6+6+18	6+12+12	9+9+12	12+12+12	6+6+6+9	6+6+9+18	6+9+9+12	6+12+12+18						
	6+18	9+18	12+24	6+6+24	6+12+18	9+9+18	12+12+18	6+6+6+12	6+6+9+24	6+9+9+18	9+9+9+9						
	6+24	9+24	18+18	6+9+9	6+12+24	9+9+24	12+18+18	6+6+6+18	6+6+12+12	6+9+9+24	9+9+9+12						
				6+9+12	6+18+18	9+12+12	12+12+24	6+6+6+24	6+6+12+18	6+9+12+12	9+9+9+18						
				6+9+18	6+18+24	9+12+18		6+6+6+9+9	6+6+12+24	6+9+12+18	9+9+12+12						
38MGRQ36D--3	6+18	9+18	12+12	6+6+24	9+9+9	9+18+24	18+18+18	6+6+6+18	6+6+18+24	6+9+18+18	9+9+9+12						
	6+24	9+24	12+18	6+6+36	9+9+12	9+24+24	18+18+24	6+6+6+24	6+6+24+24	6+9+18+24	9+9+9+18						
			12+24	6+9+24	9+9+18	12+12+12		6+6+6+9+18	6+6+9+12	6+12+12+12	9+9+9+24						
			18+18	6+12+18	9+9+24	12+12+18		6+6+6+9+24	6+6+9+18	6+12+12+18	9+9+12+12						
			18+24	6+12+24	9+12+12	12+12+24		6+6+6+12+12	6+6+9+24	6+12+12+24	9+9+12+18						
			24+24	6+18+18	9+12+18	12+18+18		6+6+6+12+18	6+6+9+12+12	6+12+18+18	9+9+12+24						
				6+18+24	9+12+24	12+18+24		6+6+6+12+24	6+6+9+12+18	6+12+18+24	9+9+18+18						
				6+24+24	9+18+18	12+24+24		6+6+6+18+18	6+6+9+12+24	6+9+9+9+9	9+9+18+24						
38MGRQ48E--3	6+18		9+18	6+6+24	9+9+9	9+18+24	18+18+18	6+6+6+18	6+6+18+24	6+9+18+18	9+9+9+12	6+6+6+6+9	6+6+6+12+18	6+6+9+12+18	6+9+9+9+12	6+9+12+12+18	
	6+24		9+24	6+9+24	9+9+12	9+24+24	18+18+24	6+6+6+24	6+6+24+24	6+9+18+24	9+9+9+18	6+6+6+6+12	6+6+6+12+24	6+6+9+12+24	6+12+12+12+18	9+9+9+12+12	
			12+12	6+12+18	9+9+18	12+12+12		6+6+6+9+18	6+6+9+12	6+12+12+12	9+9+9+24	6+6+6+6+18	6+6+6+18+18	6+6+9+18+18	6+12+12+12+18	9+9+9+12+18	
			12+18	6+12+24	9+9+24	12+12+18		6+6+6+9+24	6+6+9+18	6+12+12+18	9+9+9+12+12	6+6+6+6+24	6+6+6+18+24	6+6+9+18+24	6+9+9+12+12	9+12+12+12+18	
			12+24	6+18+18	9+12+12	12+12+24		6+6+6+12+12	6+6+9+24	6+12+12+24	9+9+9+12+18	6+6+6+9+9	6+6+6+9+9	6+6+9+12+12	6+9+9+12+18	9+12+12+12+18	
			18+18	6+18+24	9+12+18	12+18+18		6+6+6+12+18	6+6+9+12+12	6+12+18+18	9+9+9+12+24	6+6+6+9+12	6+6+6+9+12	6+6+12+12+18	6+9+9+12+24	9+9+9+12+18	
			18+24	6+24+24	9+12+24	12+18+24		6+6+6+12+24	6+6+9+18+24	6+12+18+24	9+9+9+18+18	6+6+6+9+18	6+6+6+9+18	6+6+12+18+18	6+9+9+18+18	9+9+9+12+24	
			24+24	9+9+9	9+18+18	12+24+24		6+6+6+18+18	6+6+9+12+24	6+9+9+9+9	9+9+9+18+24	6+6+6+6+9	6+6+6+9+24	6+6+12+18+18	6+9+12+12+18	9+9+9+12+12	



# 38VMH Outdoor Unit

## Evolution System



### VRF Heat Pump

Inverter-driven Compressor

Up to 18.6 SEER

Up to 10.0 HSPF

Sizes: 3, 4 and 5 tons

### OUTDOOR FEATURES

- Available in 3, 4 and 5-ton capacity range
- 208/230V-1-60Hz power supply
- Ability to connect up to nine indoor units on a 5-ton system
- High performance outdoor unit with inverter-driven scroll compressor
- Cooling operating range 5° F ~ 118° F
- Heating operating range -13° F ~ 64° F
- Maximum capacity of combined indoor units 50% to 130%
- Quiet outdoor operation, as low as 58.7 dB(A) for the 3-ton system

### COMPATIBLE WITH

- 40VMW High Wall Unit
- 40VMC Compact 4-Way Cassette
- 40VMF 4-Way Cassette
- 40VML Low Static Ducted (Slim Profile)
- 40VMM Medium Static Ducted
- 40VMR Floor Console (Recessed)
- 40 VMU Underceiling Unit – Floor Console (Exposed)
- 40VMV Air Handling Indoor Unit
- 40VMH High Static Ducted (sizes 72 and 96 are not compatible)
- 40VMI One Way Cassette

### KEY FEATURES

The inverter-driven, 38VMH VRF outdoor unit varies refrigerant flow to intelligently match system operation to current conditions. This system delivers the efficiency, flexibility and control of VRF, but in a smaller capacity package and with a lower power requirement. It is ideal for light commercial or large residential applications.

For more information about Bryant VRF offerings, please reference the Bryant VRF catalog available on [HVACpartners.com](http://HVACpartners.com) or see your Bryant distributor.

**EVOLUTION™**  
— SYSTEM

## SPECIFICATIONS

38VMH Outdoor Unit						
Heat Pump						
Outdoor unit model name			38VMA036HDS3-1	38VMA048HDS3-1	38VMA060HDS3-1	
Nominal tons			Ton	3	4	5
Cooling Capacity <sup>1</sup> (With Non-Ducted Indoor Units/Ducted)	Nominal		kBtu/h	36	48	60
	Rated		kBtu/h	36	48	60
Heating Capacity <sup>1</sup> (With Non-Ducted Indoor Units/Ducted)	Nominal		kBtu/h	40	52.5	66
	Rated		kBtu/h	40	52.5	66
With Non-Ducted Indoor Units  Electrical Characteristics (Nominal) <sup>1</sup>	Power Supply <sup>2</sup>			208/230V, 1-Phase, 60Hz		
	Cooling	Power Consumption	kW	3.1	4.6	6.1
		SEER (Seasonal Energy Efficiency Ratio)	Btu/W	18.0	18.0	18.6
	Heating	Power Consumption	kW	3.1	4.3	5.8
		HSPF (Heating Seasonal Performance Factor)	Btu/W	9.2	9.2	9.6
With Ducted Indoor Units  Electrical Characteristics (Nominal) <sup>1</sup>	Power Supply <sup>2</sup>			208/230V, 1-Phase, 60Hz		
	Cooling	Power Consumption	kW	2.9	4.7	6.1
		SEER (Seasonal Energy Efficiency Ratio)	Btu/W	17.8	17.8	18.6
	Heating	Power Consumption	kW	3.0	4.2	5.7
		HSPF (Heating Seasonal Performance Factor)	Btu/W	9.6	9.6	9.6
External Dimensions	Height		in	52-1/4		
	Width		in	35-1/2		
	Depth		in	15-3/4		
Total Weight	Unit		lb	220		
Compressor	Type / Qty			Inverter-driven Hermetic Rotary/1		
Fan Unit	Air volume		cfm	4,100		
Refrigerant <sup>3</sup> (Charged refrigerant amount)			lb	8.6		
Electrical Specifications	Unit	MCA <sup>4</sup>	A	36	38	40
		Recommended Fuse Size	A	40	40	45
Refrigerant Piping	Connecting Port Diameter	Gas Side (Main Pipe) (Brazing)	in	5/8		3/4
		Liquid Side (Main Pipe) (Brazing)	in	3/8		
Operation Temperature Range	Cooling		° F DB	-5 to 118		
	Heating		° F WB	-5 to 64		
Number Of Connected Indoor Units				5	7	9
Maximum Capacity Of Combined Indoor Units				50% to 130%		
Sound Pressure Level Cooling/Heating <sup>5</sup>			dB(A)	58.7	60.1	60.7

<sup>1</sup> Rated conditions. Cooling: Indoor air temperature 80° F dry bulb / 67° F wet bulb, outdoor air temperature 95° F dry bulb.  
Heating: Indoor air temperature 70° F dry bulb, outdoor air temperature 47° F dry bulb / 43° F wet bulb.

<sup>2</sup> The source voltage must not fluctuate more than  $\pm 10\%$ .


<sup>3</sup> The amount does not consider extra piping length. Refrigerant must be added on site in accordance with the actual piping length.

<sup>4</sup> Select wire size based on larger value of MCA: Minimum Circuit Amps (Minimum Circuit Amps required for power supply design).

<sup>5</sup> These values, measured in anechoic chamber, at a point 3.3 ft. (1m) in front of the unit at a height of 4.6 ft. (1.4m.).

# 40VMW High Wall Unit

## Evolution System



Sizes: 05 / 7.5 / 9.5 / 12 / 15 / 18 / 24 / 30

### INDOOR FEATURES

- 208/230V-1-60Hz voltage
- Available in eight different capacities
- Dual guided air design provides smoother and comfortable air flow
- DC fan motor
- Multiple fan speeds
- Louver control (fixed or swing)
- Flared refrigerant pipe connections
- Filter is washable

### COMPATIBLE WITH

- 38VMH Outdoor Unit

### KEY FEATURES

#### The Bryant® VRF High Wall Unit

Provides conditioning where it wasn't possible before. The compact unit mounts on the wall, perfect for areas where there is no space above the ceiling.

**EVOLUTION™**  
— SYSTEM

## SPECIFICATIONS

VRF High Wall Unit									
Unit model number		40VMW005---3	40VMW007---3	40VMW009---3	40VMW012---3	40VMW015---3	40VMW018---3	40VMW024---3	40VMW030---3
Power Supply (V-Ph-Hz)		208/230-1-60							
Cooling Capacity (Btuh)		5,000	7,500	9,500	12,000	15,000	18,000	24,000	30,000
Heating Capacity (Btuh)		6,000	8,500	10,900	13,500	17,000	21,000	27,000	34,000
Indoor Fan Motor	Type	DC							
	Input (W)	11	25		30	35	45	75	85
Indoor Airflow (cfm)	Low	245	245		250	380	440	460	480
	Medium	245	270		280	420	470	530	600
	High	245	320		360	480	560	650	770
Indoor Unit Sound Level dB(A)	Low	31.7	31.2	31.8	32.8	38.4	38.9	36.8	38.1
	Medium	31.7	32.2	32.6	34.6	39.6	40.2	42.0	43.6
	High	31.7	34.0	34.5	36.4	41.7	41.8	43.2	48.3
Unit	Unit Dimension, W x H x D (in)	36 x 11-3/8 x 9				42-1/4 x 12-3/8 x 9		47 x 13-1/2 x 10-1/8	
	Packing Dimension, W x H x D (in)	40-1/8 x 15-3/8 x 12-3/8				46-1/2 x 17-1/8 x 12-7/8		50-3/4 x 15-1/8 x 18-1/8	
	Unit Net/Gross Weight (lb) w/Packaging	28/35				32/40.5		38/50.5	
Refrigeration Type		R410A							
Expansion Device		Electronic Expansion Valve							
Design Pressure, High/Low (psig)		580/320							
Refrigerant Piping (in)	Liquid Side, OD (Flare)	1/4					3/8		
	Suction Side, OD (Flare)	1/2					5/8		
Connecting Wiring	Power Wiring	Sized Per NEC And Local Codes Based On Nameplate Electrical Data							
	Signal Wiring	2-Core Stranded Shielded Twisted Pair Cable 18AWG							
Condensate Drain Pipe Diameter, OD (in)		3/4							
Condensate Pump		Not Included (Field Supplied, Field Installed)							
Electrical Data	MCA (A)	0.29	0.45					0.86	
	MOPD (A)	15							

Note: Testing Condition AHRI rated conditions: Cooling: Indoor air temperature 80° F dry bulb/67° F wet bulb, outdoor air temperature 95° F dry bulb.  
Heating: Indoor air temperature 70° F dry bulb, outdoor air temperature 47° F dry bulb/43° F wet bulb.

# 40VMV Vertical Air Handling Unit (AHU)

Evolution System



---

Sizes: 12 / 18 / 24 / 30 / 36 / 48 / 54

---

## INDOOR FEATURES

- 208/230V-1-60Hz voltage
- DC fan motor
- Multiple fan speeds
- Built-in IR receiver
- Electric heat optional

## COMPATIBLE WITH

- 38VMH Outdoor Unit

## KEY FEATURES

### The Bryant® VRF Vertical Air Handling Unit

Multi-positional unit — vertical and horizontal — ideal for closet applications. It comes standard with a constant CFM ECM motor to ensure you always get the air flow you need.

**EVOLUTION™**  
— SYSTEM



## SPECIFICATIONS

Vertical Air Handling Unit								
Unit model number		40VMV012---3	40VMV018---3	40VMV024---3	40VMV030---3	40VMV036---3	40VMV048---3	40VMV054---3
Power Supply (V-Ph-Hz)		208/230-1-60						
Cooling Capacity (Btuh)		12,000	18,000	24,000	30,000	36,000	48,000	53,500
Heating Capacity (Btuh)		13,500	21,000	27,000	34,000	40,000	54,000	60,000
Indoor Fan Motor	Type	DC						
	Input (W)	43	60	100	151	187	355	466
Indoor Airflow (cfm)	Low	320	420	560	700	840	1,120	1,260
	Medium	320	510	680	850	1,020	1,360	1,530
	High	400	600	800	1,000	1,200	1,600	1,800
Indoor External Static Pressure	in (WG)	0.8						
Indoor Unit Sound Level dB(A)	Low	34.5	34.4	37.9	44.4	39.3	43.8	47.9
	Medium	34.5	37.1	42.3	48.4	44.1	48.5	52.6
	High	37.6	41.6	46.2	52.2	46.9	53.0	57.1
Unit	Unit Dimension, W x H x D (in)	19-5/8 x 46-1/2 x 20-5/8				22 x 54-1/2 x 24		
	Packing Dimension, W x H x D (in)	22-5/8 x 50-5/8 x 25-3/8				24-5/8 x 58-5/8 x 27-3/4		
	Unit Net/Gross Weight (lb) w/Packaging	119/143	123/147			163/189		
Refrigeration Type		R410A						
Expansion Device		Electronic Expansion Valve						
Design Pressure, High/Low (psig)		580/320						
Refrigerant Piping (in)	Liquid Side, OD (Sweat)	1/4	3/8					
	Suction Side, OD (Sweat)	1/2	5/8					
Connecting Wiring	Power Wiring	Sized Per NEC And Local Codes Based On Nameplate Electrical Data						
	Signal Wiring	2-Core Stranded Shielded Twisted Pair Cable 18AWG						
Condensate Drain Pipe Diameter, OD (in)		3/4 NPT						
Electrical Data	MCA (A)	1.5	3.80			5.30		7.20
	MOPD (A)	15						

# 40VMM Medium Static Ducted

Evolution System



Sizes: 7 / 9 / 12 / 15 / 19 / 24 / 30 / 38 / 48

## INDOOR FEATURES

- 208/230V-1-60Hz voltage
- Unit can handle up to 0.6 in. WG of ESP
- DC fan motor
- Multiple fan speeds
- Knock out for fresh air opening
- Built-in condensate drain pump
- Reversible return air arrangement – rear to bottom
- Integrated condensate lift up to 27.5"
- Filter is washable

## COMPATIBLE WITH

- 38VMH Outdoor Unit

## KEY FEATURES

### The Bryant® VRF Medium Static Ducted Unit

Ideal for single room hideaway or ducted applications.

**EVOLUTION™**  
SYSTEM

## SPECIFICATIONS

VRF Medium Static Ducted										
Unit model number		40VMM007---3	40VMM009---3	40VMM012---3	40VMM015---3	40VMM018---3	40VMM024---3	40VMM030---3	40VMM036---3	40VMM048---3
Power Supply (V-Ph-Hz)		208/230-1-60								
Cooling Capacity (Btuh)		7,000	9,000	12,000	15,000	19,000	24,000	30,000	38,000	48,000
Heating Capacity (Btuh)		8,000	10,000	13,500	17,000	21,000	27,000	34,000	42,000	54,000
Indoor Fan Motor	Type	DC								
	Input (W)	50		115	140	155	195	260	310	430
Indoor Airflow (cfm)	Low	230		250	326	376	501	626	751	1,001
	Medium	271		294	385	444	592	740	888	1,184
	High	312		375	462	565	707	908	1,117	1,366
Indoor External Static Pressure	in (WG)	0.3			0.6					
Indoor Unit Sound Level dB(A)	Low	28.1	29.3	30.0	31.9	35.5	36.4	40.8	39.2	44.7
	Medium	29.3	30.9	32.0	34.5	38.2	38.6	43.7	42.6	47.5
	High	31.3	32.2	36.1	38.5	41.1	41.8	46.9	46.2	50.8
Unit	Unit Dimension, W x H x D (in)	39-1/4 x 8-1/4 x 19-3/4		39-3/4 x 10-5/8 x 25			48-1/2 x 10-5/8 x 30-1/2		50-3/4 x 11-7/8 x 34-1/8	
	Packing Dimension, W x H x D (in)	44-7/8 x 11-1/2 x 22		45-1/16 x 14 x 27-3/4			54 x 14-3/8 x 33-3/4		56-1/8 x 15-5/8 x 37-3/16	
	Net/Gross Weight (lb)	48.5/57.5		76/88		97/115	99/117		124/143	
Refrigeration Type		R410A								
Expansion Device		EXV								
Design Pressure, High/Low (psig)		580/320								
Refrigerant Piping (in)	Liquid Side, OD (Flare)	1/4				3/8				
	Suction Side, OD (Flare)	1/2				5/8				
Connecting Wiring	Power Wiring	Sized Per NEC And Local Codes Based On Nameplate Electrical Data								
	Signal Wiring	2-Core Stranded Shielded Twisted Pair Cable 20AWG-16AWG								
Condensate Drain Pipe Diameter, OD (in)		1		3/4						
Condensate Pump		Included								
Electrical Data	MCA (A)	1.25		3.13				5.00		
	MOPD (A)	15								

# VRF Summary

Ideal for light commercial or large residential applications, a Bryant® VRF Heat Pump system delivers the efficiency, flexibility and control of VRF, but in a smaller capacity package and with a lower power requirement. The system allows for a long line length between the outdoor and indoor units, offering more options for installation between floors of your home. It utilizes the centralized controls network with an expanded line of indoor unit styles.



Outdoor Unit

38VMH



**40VMW**  
High Wall Unit



**40VMH**  
High Static Ducted



**40VML**  
Low Static Ducted  
(Slim Profile)



**40VMM**  
Medium Static Ducted



**40VMR**  
Floor Console (Recessed)



**40VMF**  
4-Way Cassette



**40VMU**  
Underceiling  
Floor Console (Exposed)



**40VMC**  
Compact 4-Way Cassette



**40VMV**  
Vertical AHU



**40VMI**  
One-Way Compact Cassette

## COMPATIBLE INDOOR UNITS









LIGHT COMMERCIAL

# 38MBR Outdoor Unit

Preferred Series



## OUTDOOR FEATURES

- Available in 208/230V
- Built-in basepan heater
- Condenser high-temperature protection
- Refrigerant leakage detection
- Quiet outdoor operation, as low as 64 dB(A)
- Anti-corrosive fin coating
- Piping length 213 ft. (65 m.)
- Cooling operating range -13° ~ 122° F (-25° ~ 50° C)
- Heating operating range -22° ~ 86° F (-30° ~ 30° C)

## COMPATIBLE WITH

- 40MBDQ Ducted
- 40MBFQ Console

**PREFERRED™**  
SERIES

## Heat Pump with Basepan Heater

Inverter Compressor

Up to 18.0 SEER

Up to 10.5 HSPF

Sizes: 58

## KEY FEATURES

### Longer Piping Lengths

Piping flexibility up to total piping length of 213 ft. (65 m.).

### Low Ambient Cooling

With built-in Low Ambient Cooling or specially designed PCB, outdoor fan speeds can be changed automatically based on the temperature. The unit can run in the cooling mode even in low ambient temperatures.

## SPECIFICATIONS

38MBR Outdoor Unit		
Heat Pump		
System		
Size		58
Outdoor Model		38MBRQ58A--3
Electrical		
Voltage-Phase-Cycle	V-Ph-Hz	208/230-1-60
MCA	A.	35
MOCP - Fuse Rating	A.	50
Operating Range		
Cooling Outdoor DB Min - Max	° F (° C)	-13~122 (-25~50)
Heating Outdoor DB Min - Max	° F (° C)	-22~86 (-30~30)
Piping		
Total Piping Length	ft (m)	213 (65)
Piping Lift*	ft (m)	98 (30)
Pipe Connection Size - Liquid	in (mm)	3/8 (9.52)
Pipe Connection Size - Suction	in (mm)	3/4 (19)
Refrigerant		
Type		R410A
Charge	in (mm)	6.72 (3.05)
Compressor		
Type		Rotary Inverter
Outdoor		
Unit Width	in (mm)	37.48 (952)
Unit Height	in (mm)	52.48 (1,333)
Unit Depth	in (mm)	16.34 (415)
Net Weight	lbs (kg)	225.09 (102.1)
Airflow	CFM	4,415
Sound Pressure	dB(A)	64.0

\*Condensing unit above or below indoor unit.

## PERFORMANCE



40MBDQ Ducted		
Indoor Model	40MBDQ58---3	
ENERGY STAR®	NO	
Cooling System Tons	4.8	
Cooling Rated Capacity	Btu/h	57,000
Cooling Cap. Range Min - Max	Btu/h	18,000~58,000
SEER	18.0	
EER	10.0	
Heating Rated Capacity (47° F)	Btu/h	62,000
Heating Rated Capacity (17° F)	Btu/h	37,600
Heating Maximum Capacity (5° F)	Btu/h	35,000
Heating Cap. Range Min - Max	Btu/h	12,000~63,000
HSPF	9.0	
COP (47° F)	W/W	3.6
COP (17° F)	W/W	2.62
COP (5° F)	W/W	1.91

## COMPATIBILITY

Indoor Unit		Outdoor Unit 38MBRQ58A--3
40MBDQ Ducted	40MBDQ58---3	•
40MBFQ Console	40MBFQ58---3	•



40MBFQ Console		
Indoor Model	40MBFQ58---3	
ENERGY STAR®	NO	
Cooling System Tons	4.5	
Cooling Rated Capacity	Btu/h	54,000
Cooling Cap. Range Min - Max	Btu/h	18,000-58,000
SEER	18.0	
EER	9.8	
Heating Rated Capacity (47° F)	Btu/h	60,000
Heating Rated Capacity (17° F)	Btu/h	39,000
Heating Maximum Capacity (5° F)	Btu/h	35,000
Heating Cap. Range Min - Max	Btu/h	12,000-63,000
HSPF	10.5	
COP (47° F)	W/W	3.6
COP (17° F)	W/W	2.62
COP (5° F)	W/W	1.91

Manufacturer reserves the right to discontinue, or change at any time, specification or designs without notice or incurring obligations.

# 38MBRB Outdoor Unit

Preferred Series



## OUTDOOR FEATURES

- Built-in basepan heater
- Condenser high-temperature protection
- Refrigerant leakage detection
- Quiet outdoor operation
- Anti-corrosive fin coating
- Piping length 213 ft. (65 m)
- Cooling operating range -13° ~ 122° F (-25° ~ 50° C)
- Heating operating range -22° ~ 86° F (-30° ~ 30° C)

## COMPATIBLE WITH

- 40MBAA Air Handler
- 40MBCQ Cassette
- 40MBDQ Ducted
- 40MBFQ Floor Console

**PREFERRED™**  
SERIES

## Heat Pump with Basepan Heater

Inverter Compressor

Up to 18.0 SEER

Up to 11.5 HSPF

Sizes: 36 / 48

## KEY FEATURES

### Flexible Installation

Piping flexibility up to a total piping length of 213 ft. (65 m).

### Low Ambient Cooling



Air Handler  
SIZES: 36 / 48



Cassette



Ducted



Floor Console



## SPECIFICATIONS

38MBRB Outdoor Unit			
Heat Pump			
System			
Size		36	48
Outdoor Model		38MBRBQ36AA3	38MBRBQ48AA3
Electrical			
Voltage-Phase-Cycle	V-Ph-Hz	208/230-1-60	208/230-1-60
MCA	A.	30	36.5
MOCP - Fuse Rating	A.	45	50
Operating Range			
Cooling Outdoor DB Min - Max	° F (° C)	-13~122 (-25~50)	-13~122 (-25~50)
Heating Outdoor DB Min - Max	° F (° C)	-22~86 (-30~30)	-22~86 (-30~30)
Piping			
Total Piping Length	ft (m)	213 (65)	213 (65)
Piping Lift*	ft (m)	98 (30)	98 (30)
Pipe Connection Size - Liquid	in (mm)	3/8 (9.52)	3/8 (9.52)
Pipe Connection Size - Suction	in (mm)	5/8 (16)	5/8 (16)
Refrigerant			
Type		R410A	R410A
Charge	lbs (kg)	7.05 (3.2)	9.92 (4.5)
Compressor			
Type		Rotary Inverter	Rotary Inverter
Outdoor			
Unit Width	in (mm)	41.1 (1,045)	40.5 (1,030)
Unit Height	in (mm)	31.9 (810)	52.4 (1,333)
Unit Depth	in (mm)	17.9 (455)	17.6 (448)
Net Weight	lbs (kg)	155.42 (70.5)	219.14 (99.4)
Airflow	CFM	2,118	4,500
Sound Pressure	dB(A)	61.7	62.9

\*Condensing unit above or below indoor unit.

## COMPATIBILITY

Indoor Unit		Outdoor Unit	
		38MBRBQ36AA3	38MBRBQ48AA3
40MBDQ Ducted	40MBDQ36---3	•	
	40MBDQ48---3		•
40MBAA Air Handler	40MBAAQ36XA3	•	
	40MBAAQ48XA3		•
40MBFQ Floor Console	40MBFQ36---3	•	
	40MBFQ48---3		•
40MBCQ Cassette	40MBCQ36---3	•	
	40MBCQ48---3		•

Manufacturer reserves the right to discontinue, or change at any time, specification or designs without notice or incurring obligations.

## PERFORMANCE

40MBCQ Cassette		
Indoor Model		
	40MBCQ36---3	40MBCQ48---3
ENERGY STAR®	NO	NO
Cooling System Tons	3.0	4.0
Cooling Rated Capacity	Btu/h	36,000
Cooling Cap. Range Min - Max	Btu/h	7,500~52,200
SEER		17.60
EER		9.00
Heating Rated Capacity (47° F)	Btu/h	38,000
Heating Rated Capacity (17° F)	Btu/h	22,000
Heating Capacity (5° F)	Btu/h	32,200
Heating Cap. Range Min - Max	Btu/h	12,600~55,800
HSPF		10.6
COP (47° F)	W/W	3.01
COP (17° F)	W/W	2.49
COP (5° F)	W/W	2.41

## PERFORMANCE

40MDQ Ducted		
Indoor Model		
	40MBDQ36---3	40MBDQ48---3
ENERGY STAR®	NO	NO
Cooling System Tons	3.0	4.0
Cooling Rated Capacity	Btu/h	36,000
Cooling Cap. Range Min - Max	Btu/h	7,500~52,100
SEER		16.7
EER		9
Heating Rated Capacity (47° F)	Btu/h	40,000
Heating Rated Capacity (17° F)	Btu/h	27,000
Heating Capacity (5° F)	Btu/h	29,100
Heating Cap. Range Min - Max	Btu/h	11,400~50,500
HSPF		11.5
COP (47° F)	W/W	3.37
COP (17° F)	W/W	2.6
COP (5° F)	W/W	2.5

## PERFORMANCE

40MBFQ Floor Console			
Indoor Model		40MBFQ36---3	40MBFQ48---3
ENERGY STAR®		NO	NO
Cooling System Tons		3.0	4.0
Cooling Rated Capacity	Btu/h	36,000	48,000
Cooling Cap. Range Min - Max	Btu/h	7,500~52,100	15,000~73,600
SEER		17	18
EER		8	9.3
Heating Rated Capacity (47° F)	Btu/h	38,000	50,000
Heating Rated Capacity (17° F)	Btu/h	22,000	29,000
Heating Capacity (5° F)	Btu/h	29,300	42,700
Heating Cap. Range Min - Max	Btu/h	11,400~50,000	17,400~68,000
HSPF		10.0	11.0
COP (47° F)	W/W	2.8	2.5
COP (17° F)	W/W	2.3	2.3
COP (5° F)	W/W	2.05	2.48

## PERFORMANCE

40MBAA Air Handler			
Indoor Model		40MBAAQ36XA3	40MBAAQ36XA3
Outdoor Model		38MBRBQ36AA3	38MBRBQ36AA3
ENERGY STAR®		NO	NO
Cooling System Tons		3.0	4.0
Cooling Rated Capacity	Btu/h	36,000	48,000
Cooling Cap. Range Min - Max	Btu/h	7,500~52,200	14,300~70,000
SEER		16.5	16
EER		8.5	8.2
Heating Rated Capacity (47° F)	Btu/h	39,000	55,000
Heating Rated Capacity (17° F)	Btu/h	25,000	36,000
Heating Capacity (5° F)	Btu/h	25,800	31,500
Heating Cap. Range Min - Max	Btu/h	11,800~45,400	15,200~62,700
HSPF		10.4	9.5
COP (47° F)	W/W	3.2	2.60
COP (17° F)	W/W	2.45	2.30
COP (5° F)	W/W	2.3	2.08

Manufacturer reserves the right to discontinue, or change at any time, specification or designs without notice or incurring obligations.

# 40MBCQ Cassette

Preferred Series



Sizes: 36 / 48

## INDOOR FEATURES

- Available in 208/230V
- Up to 17.5 SEER and 11.0 HSPF when paired with 38MBR outdoor unit
- Modes: Cool, Heat, Dry, Fan, Auto
- Auto-restart function
- Louver control (fixed or swing)
- Three fan speeds
- Outside air intake
- Built-in condensate lift pump
- *Follow Me* (senses temperature at the handheld remote)
- Heating Setback (46° F Heating Mode)
- Quiet indoor operation, as low as 49 dB(A)
- Anti-corrosive fin coating
- Grille/ceiling panel 3' x 3' P/N 40MBCQ02XXX3

## COMPATIBLE WITH

- 38MBRB Outdoor Unit Single Zone

**PREFERRED™**  
SERIES

## KEY FEATURES

### Built-In Condensate Lift Pump

Supplied with a condensate lift pump capable of lifting water (maximum amount 29.5 in. (750 mm.)) above the top of the unit.

### 360° Air Flow Panel

With the 360° air flow panel, air is distributed to every corner of the room.

## CONTROLS

Wireless Remote Controller included with indoor unit

Optional Wired Remote Controller  
KSACN0101AAA (Timer Function)

Optional Wired Remote Controller  
KSACN0701AAA (7-Day Programmable)



Wireless Remote  
Controller



Optional  
Wired Remote Controller  
(Timer Function)  
KSACN0101AAA



Optional  
Wired Remote Controller  
(7-Day Programmable)  
KSACN0701AAA

## ACCESSORIES

24V Interface for compatibility with conventional thermostat  
KSAIC0301230

**NOTE:** Grille is required; sold separately  
Wi-Fi® is a registered trademark of Wi-Fi Alliance®.

## SPECIFICATIONS

40MBCQ Cassette			
Heat Pump			
System			
Size		36	48
Indoor Model		40MBCQ36---3	40MBCQ48---3
Electrical			
Voltage-Phase-Cycle	V-Ph-Hz	208/230-1-60	208/230-1-60
Power Supply		Indoor Unit Powered From Outdoor Unit	
MCA	A.	0.8	1.6
Operating Range			
Cooling Indoor DB Min - Max	° F (° C)	63~90 (17~32)	63~90 (17~32)
Heating Indoor DB Min - Max	° F (° C)	32~86 (0~30)	32~86 (0~30)
Piping			
Pipe Connection Size - Liquid	in (mm)	3/8 (9.52)	3/8 (9.52)
Pipe Connection Size - Suction	in (mm)	5/8 (16)	5/8 (16)
Indoor			
Body Unit Width	in (mm)	33.07 (840)	33.07 (840)
Body Unit Height	in (mm)	9.65 (245)	11.3 (287)
Body Unit Depth	in (mm)	33.07 (840)	33.07 (840)
Body Net Weight	lbs (kg)	58.2 (26.4)	63.27 (28.7)
Panel Unit Width	in (mm)	37.4 (950)	37.4 (950)
Panel Unit Height	in (mm)	2.17 (55)	2.17 (55)
Panel Unit Depth	in (mm)	37.4 (950)	37.4 (950)
Panel Net Weight	lbs (kg)	11.02 (5)	11.02 (5)
Number of Fan Speeds		3	3
Airflow (lowest to highest)	CFM	809/958/1,095	853/1,030/1,177
Sound Pressure (lowest to highest)	dB(A)	49/52/55	49/52/55
Air Throw Data	ft (m)	30 (9)	30 (9)
Moisture Removal	Pint/h (L/h)	8.53 (4.04)	13.5 (6.39)
Field Drain Pipe Size O.D.	in (mm)	1 (25.4)	1 (25.4)

## COMPATIBILITY

Indoor Unit	40MBCQ36---3	40MBCQ48---3
Outdoor Unit Single Zone*	38MBRBQ36AA3	38MBRB486AA3

\*Performance may vary based on the compatible outdoor units. See respective pages for performance data.

Manufacturer reserves the right to discontinue, or change at any time, specification or designs without notice or incurring obligations.



# 40MBDQ Ducted

## Preferred Series



### INDOOR FEATURES

- Available in 208/230V
- Up to 18.0 SEER and 11.5 HSPF when paired with 38MBR outdoor unit
- Modes: Cool, Heat, Dry, Fan, Auto
- Vertical (sizes 36 & 48) or horizontal installation
- Up to 0.8 in WG
- Rear or bottom return
- Constant CFM operation on sizes 36 and 48
- Built-in condensate lift pump
- *Follow Me* (senses temperature at the handheld remote)
- Heating Setback (46° F Heating Mode)
- Quiet indoor operation, as low as 38.5 dB(A)
- Anti-corrosive fin coating

### COMPATIBLE WITH

- 38MBR Outdoor Unit Single Zone
- 38MBRB Outdoor Unit

**PREFERRED™**  
SERIES

Sizes: 36 / 48 / 58

### KEY FEATURES

#### Vertical or Horizontal Installation

Designed for maximum installation flexibility with the built-in secondary drain pan which allows the unit to be mounted vertically for either a floor or ceiling-concealed installation depending on existing conditions for sizes 36 and 48 only.

#### Built-In Condensate Lift Pump

Supplied with a condensate lift pump capable of lifting water (maximum amount 29.5 in (750 mm.)) above the top of the unit.

### CONTROLS

Wireless Remote Controller included with indoor unit

Wired Remote Controller KSACN0701AAA  
(7-Day Programmable) included with indoor unit



Wireless Remote  
Controller



Wired Controller  
(7-Day Programmable)  
KSACN0701AAA

### ACCESSORIES

24V Interface for compatibility with conventional thermostat  
KSAIC0301230

Wi-Fi® smartphone control kit KSAIF0401AAA

Wi-Fi® is a registered trademark of Wi-Fi Alliance®.

## SPECIFICATIONS

40MBDQ Ducted				
Heat Pump				
System				
Size		36	48	58
Indoor Model		40MBDQ36---3	40MBDQ48---3	40MBDQ58---3
Electrical				
Voltage-Phase-Cycle	V-Ph-Hz	208/230-1-60	208/230-1-60	208/230-1-60
Power Supply		Indoor Unit Powered From Outdoor Unit		
MCA	A.	2.45	3.2	3.65
Operating Range				
Cooling Indoor DB Min - Max	° F (° C)	63~90 (17~32)	63~90 (17~32)	63~90 (17~32)
Heating Indoor DB Min - Max	° F (° C)	32~86 (0~30)	32~86 (0~30)	32~86 (0~30)
Piping				
Pipe Connection Size - Liquid	in (mm)	3/8 (9.52)	3/8 (9.52)	3/8 (9.52)
Pipe Connection Size - Suction	in (mm)	5/8 (16)	5/8 (16)	3/4 (19)
Indoor				
Unit Width	in (mm)	53.54 (1,360)	47.24 (1,200)	55.12 (1,400)
Unit Height	in (mm)	9.8 (249)	11.81 (300)	17.32 (440)
Unit Depth	in (mm)	30.47 (774)	34.41 (874)	33.78 (858)
Net Weight	lbs (kg)	106.48 (48.3)	119.71 (54.3)	163 (74)
Number of Fan Speeds		3	3	3
Airflow (lowest to highest)	CFM	700/910/1,080	720/1,030/1,230	1,260/1,710/2,150
Sound Pressure (lowest to highest)	dB(A)	38.5/42/45.5	46/49.5/50.5	51/54/57
Max Static Pressure	in (WG)	0.64	0.64	0.80
Field Drain Pipe Size O.D.	in (mm)	1 (25.4)	1 (25.4)	1 (25.4)

## COMPATIBILITY

Indoor Unit	40MBDQ36---3	40MBDQ48---3	40MBDQ58---3
Outdoor Unit Single Zone*	38MBRBQ36AA3	38MBRBQ48AA	38MBRQ58AA3

\*Performance may vary based on the compatible outdoor units. See respective pages for performance data.  
Backward compatible with 38MBQ Single Zone Systems.



Sizes: 36 / 48 / 58

## INDOOR FEATURES

- Available in 208/230V
- Up to 18.0 SEER and 11.0 HSPF when paired with 38MBR outdoor unit
- Modes: Cool, Heat, Dry, Fan, Auto
- Auto-restart function
- Install on the floor or in the ceiling
- Louver control (fixed or swing)
- Three fan speeds
- *Follow Me* (senses temperature at the handheld remote)
- Heating Setback (46° F Heating Mode)
- Quiet indoor operation, as low as 43 dB(A)
- Anti-corrosive fin coating

## COMPATIBLE WITH

- 38MBR Outdoor Unit Single Zone
- 38MBRB Outdoor Unit Single Zone

**PREFERRED™**  
SERIES

## KEY FEATURES

### Outside Air Intake

Outside air can be brought into the room through the connection available on the indoor unit, which helps meet the ventilation requirements.

### Flexible Installation

Install the unit on the floor or in the ceiling, depending on the application.

## CONTROLS

Wireless Remote Controller included with indoor unit

Optional Wired Remote Controller KSACN0101AAA (Timer Function)

Optional Wired Remote Controller KSACN0701AAA (7-Day Programmable)



Wireless Remote  
Controller



Wired Remote Controller  
KSACN0701AAA  
(7-Day Programmable)

## ACCESSORIES

24V Interface for compatibility with conventional thermostat KSAIC0301230

Wi-Fi® smartphone control kit KSAIF0401AAA

Wi-Fi® is a registered trademark of Wi-Fi Alliance®.

## SPECIFICATIONS

40MBFQ Console				
Heat Pump				
System				
Size		36	48	58
Indoor Model		40MBFQ36---3	40MBFQ48---3	40MBFQ58---3
Electrical				
Voltage-Phase-Cycle	V-Ph-Hz	208/230-1-60	208/230-1-60	208/230-1-60
Power Supply		Indoor Unit Powered From Outdoor Unit		
MCA	A.	1.23	0.85	1.48
Operating Range				
Cooling Indoor DB Min - Max	° F (° C)	63~90 (17~32)	63~90 (17~32)	63~90 (17~32)
Heating Indoor DB Min - Max	° F (° C)	32~86 (0~30)	32~86 (0~30)	32~86 (0~30)
Piping				
Pipe Connection Size - Liquid	in (mm)	3/8 (9.52)	3/8 (9.52)	3/8 (9.52)
Pipe Connection Size - Suction	in (mm)	5/8 (16)	5/8 (16)	3/4 (19)
Indoor				
Unit Width	in (mm)	50.59 (1,285)	64.96 (1,650)	64.96 (1,650)
Unit Height	in (mm)	9.25 (235)	9.25 (235)	9.25 (235)
Unit Depth	in (mm)	26.57 (675)	26.57 (675)	26.57 (675)
Net Weight	lbs (kg)	69 (31.3)	83.78 (38)	110 (50)
Number of Fan Speeds		3	3	3
Airflow (lowest to highest)	CFM	638/917/1,037	1,000/1,120/1,350	796/1,029/1,385
Sound Pressure (lowest to highest)	dB(A)	43/49/54	52/54/57	46/49/55
Field Drain Pipe Size O.D.	in (mm)	1 (25.4)	1 (25.4)	1 (25.4)

## COMPATIBILITY

Indoor Unit	40MBFQ36---3	40MBFQ48---3	40MBFQ58---3
Outdoor Unit Single Zone*	38MBRBQ36AA3	38MBRBQ48AA3	38MBRBQ58AA3

\*Performance may vary based on the compatible outdoor units. See respective pages for performance data.

Manufacturer reserves the right to discontinue, or change at any time, specification or designs without notice or incurring obligations.

# 40MBAA Air Handler

## Preferred Series



### INDOOR FEATURES

- Modes: Cool, Heat, Dry, Fan, Auto
- Up to 20.0 SEER and 10.4 HSPF based on outdoor unit pairing
- Multi poise installation (Up Flow, Down Flow, Horizontal Right, Horizontal Left)
- Total system static pressure up to 0.8 in. W.C.
- Less than 2% air leakage
- Quiet indoor operation
- Built-in third-party thermostat compatibility
- Anti-corrosive fin coating
- Extreme heating operation in as low as -22° F (-30° C) based on outdoor unit pairing
- Optional Electric Heat Packages available (5,10,15 and 20 KW)

### COMPATIBLE WITH

- 38MARB Outdoor Unit Single Zone
- 38MGR Outdoor Unit Multi-Zone
- 38MBRB Outdoor Unit Single Zone

**PREFERRED™**  
SERIES

Sizes: 24 / 36 / 48

Select sizes are ENERGY STAR® certified based on outdoor unit pairing



### KEY FEATURES

#### Maximum Flexibility

Easily connect with traditional ducted systems or replace outdated gas furnaces while still enjoying the benefits that ductless systems provide. Additionally, you can install the unit in four different positions for maximum flexibility within any space.

#### Multi-Zone Compatibility

The size 24 air handler can connect to select multi-zone outdoor units to create one integrated system, enabling unique zoned comfort and efficiency.

#### High Efficiency

Replace gas furnaces to reduce the use of fossil fuels and experience cleaner energy and efficiency levels that meet many local and federal requirements.

### CONTROLS

Factory installed 24V interface for third-party thermostat compatibility\*

Wireless Remote Controller included

### ACCESSORIES

Electric Heat Packages Electric Heater Kits EHKMA05KN, EHKMA10KN, EHKMA15KN, EHKMA20KN

Only Size 24 is available for multi-zone applications.

\*24V Interface: See installation instructions for details

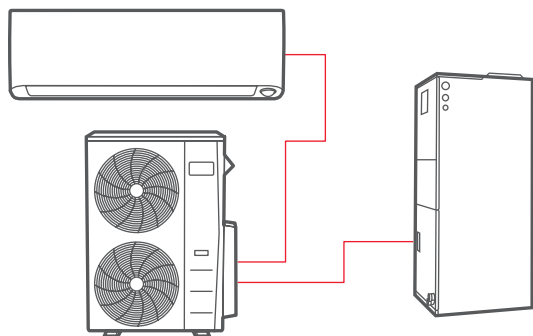
## SPECIFICATIONS

40MBAA Air Handler				
Heat Pump System				
Size		24	36	48
Indoor Model		40MBAAQ24XA3	40MBAAQ36XA3	40MBAAQ48XA3
Electrical				
Voltage-Phase-Cycle	V-Ph-Hz	208/230-1-60	208/230-1-60	208/230-1-60
Power Supply		Indoor Unit Powered From Outdoor Unit		
MCA	A.	5	5	5
Controls				
Wireless Remote Controller (° F/° C Convertible)		Standard	Standard	Standard
Third-Party Thermostat Compatibility		Standard	Standard	Standard
Operating Range				
Cooling Indoor DB Min - Max	° F (° C)	62~90 (17~32)	62~90 (17~32)	62~90 (17~32)
Heating Indoor DB Min - Max	° F (° C)	32~86 (0~30)	32~86 (0~30)	32~86 (0~30)
Piping				
Pipe Connection Size - Liquid	in (mm)	3/8 (9.52)	3/8 (9.52)	3/8 (9.52)
Pipe Connection Size - Suction	in (mm)	5/8 (16)	5/8 (16)	5/8 (16)
Indoor				
Unit Width	in (mm)	19.6 (498)	19.6 (498)	19.6 (498)
Unit Height	in (mm)	48.8 (1,240)	48.8 (1,240)	48.8 (1,240)
Unit Depth	in (mm)	21.0 (533)	21.0 (533)	21.0 (533)
Net Weight	lbs (kg)	141.1 (64)	144.8 (65.7)	144.8 (65.7)
Number of Fan Speeds		4	4	4
Airflow (lowest to highest)	CFM	588/765/882	824/1,000/1,176	1,176/1,294/1,412
Sound Pressure - Cooling (lowest to highest)	dB(A)	37.2/40.4/43/45.2	37.2/40.4/43/45.2	37.2/40.4/43/45.2
Sound Pressure - Heating (lowest to highest)		35.8/38.7/41.7	37.9/43/46.5/48	50/51.9/53.9/54.9
Max Static Pressure	in W.C.	0.80	0.80	0.80
Field Drain Pipe Size O.D.	in (mm)	3/4 (19.1)	3/4 (19.1)	3/4 (19.1)

\*Performance may vary based on the compatible outdoor units. See respective pages for performance data.

## COMPATIBILITY

Indoor Unit	Outdoor Unit Single Zone			Outdoor Unit Multi-Zone		
	38MARBQ24AA3	38MBRBQ36AA3	38MBRBQ48AA3	38MGRQ30D--3	38MGRQ36D--3	38MGRQ48E--3
40MBAAQ24XA3	•			•	•	•
40MBAAQ36XA3		•				
40MBAAQ48XA3			•			



Manufacturer reserves the right to discontinue, or change at any time, specification or designs without notice or incurring obligations.



# 124ANS and 224ANS Outdoor Unit

## Preferred Series



Fixed Speed Compressor

14.0 SEER

8.2 HSPF

Cooling Only Sizes: 18 / 24 / 30 / 36 / 48 / 60

Heat Pump Sizes: 18 / 24 / 30 / 36 / 48 / 6

### FEATURES

- Available in 208/230V-1, 208/230V-3 and 460V-3
- WeatherArmor™ cabinet (All-steel cabinet construction and Mesh coil guard)
- Quiet outdoor operation, as low as 66 dB(A)
- Piping equivalent length up to 250 ft.
- Cooling operating range: -20° ~ 125° F (-28° ~ 52° C) (w/ Low Ambient Kit)
- Heating operating range: 17° ~ 75° F (-8° ~ 24° C)

### KEY FEATURES

- Small footprint
- Scroll compressor
- Line lengths up to 250 ft. (76.2 m.)\*
- Low ambient operation

### ACCESSORIES

Low Ambient Kit

### COMPATIBLE WITH

- Residential Air Handlers

**PREFERRED™**  
SERIES

## SPECIFICATIONS

COOLING ONLY								
System	SIZE		18	24	30	36	36	36
	Outdoor Model		124ANS018000	124ANS024000	124ANS030000	124ANS036000	124APS036000	124AES036000
	Outdoor Voltage, Phase, Cycle	V/Ph/Hz	208/230-1-60	208/230-1-60	208/230-1-60	208/230-1-60	208/230-3-60	460-3-60
Electrical	MCA (Outdoor)	A.	11.8	14.1	18.3	18.8	12.5	7.6
	MOCP - Fuse Rating (Outdoor)	A.	20	25	30	30	20	15
Operating Range	Cooling Outdoor DB Min - Max	° F	55~125 (-20° F w/Low Ambient Kit)		55~125 (-20° F w / Low-Ambient Kit)			
	Total Actual Piping Length	ft	200'	200'	200'	200'	200'	200'
	Drop (OD above ID)	ft	200'	200'	200'	200'	200'	200'
	Lift (OD below ID)	ft	65'	65'	65'	65'	65'	65'
Piping	Outdoor Pipe Connection Size - Liquid	in	3/8	3/8	3/8	3/8	3/8	3/8
	Outdoor Pipe Connection Size - Suction	in	5/8	3/4	3/4	7/8	7/8	7/8
Refrigerant	Type		R410A	R410A	R410A	R410A	R410A	R410A
	Charge	lb	6.4	6.5	8.6	8.9	8.9	8.9
Compressor	Type		SCROLL	SCROLL	SCROLL	SCROLL	SCROLL	SCROLL
	Unit Width	in	36.9	36.9	44.5	44.5	44.5	44.5
	Unit Height	in	31.1	31.1	37.1	37.1	37.1	37.1
Outdoor	Unit Depth	in	14.6	14.6	17.1	17.1	17.1	17.1
	Net Weight	lbs	146	148	183	184	184	184
	Airflow	CFM	1,285	1,285	1,900	2,615	2,615	2,615

## SPECIFICATIONS

COOLING ONLY								
System	SIZE		48	48	48	60	60	60
	Outdoor Model		124ANS048000	124APS048000	124AES048000	124ANS060000	124APS060000	124AES060000
	Outdoor Voltage, Phase, Cycle	V/Ph/Hz	208/230-1-60	208/230-3-60	460-3-60	208/230-1-60	208/230-3-60	460-3-60
Electrical	MCA (Outdoor)	A.	24.3	18.3	8.4	31.1	21.4	9.7
	MOCP - Fuse Rating (Outdoor)	A.	40	30	15	50	35	15
Operating Range	Cooling Outdoor DB Min - Max	° F						
	Total Actual Piping Length	ft	200'	200'	200'	200'	200'	200'
	Drop (OD above ID)	ft	200'	200'	200'	200'	200'	200'
	Lift (OD below ID)	ft	65'	65'	65'	65'	65'	65'
Piping	Outdoor Pipe Connection Size - Liquid	in	3/8	3/8	3/8	3/8	3/8	3/8
	Outdoor Pipe Connection Size - Suction	in	7/8	7/8	7/8	1 1/8	1 1/8	1 1/8
Refrigerant	Type		R410A	R410A	R410A	R410A	R410A	R410A
	Charge	lb	9	9	9	10.6	10.6	10.6
Compressor	Type		Scroll	Scroll	Scroll	Scroll	Scroll	Scroll
	Unit Width	in	44.5	44.5	44.5	44.5	44.5	44.5
	Unit Height	in	37.1	37.1	37.1	43.1	43.1	43.1
Outdoor	Unit Depth	in	17.1	17.1	17.1	17.1	17.1	17.1
	Net Weight	lbs	213	213	213	245	245	245
	Airflow	CFM	2,615	2,615	2,615	2,785	2,785	2,785

## PERFORMANCE

COOLING ONLY													
Indoor Model		**	**	**	**	**	**	**	**	**	**	**	**
Nominal Performance Ducted Fan Coils	Cooling System Tons		1.5	2.0	2.5	3.0	3.0	3.0	3.8	3.8	3.8	4.8	4.8
	Cooling Rated Capacity (Nominal)	Btu/h	18,000	24,000	29,600	35,400	35,400	35,400	45,000	45,000	45,000	57,000	57,000
	SEER		14.0	14.0	14.0	14.0	14.0	14.0	14.0	14.0	14.0	14.0	14.0
	EER		12.2	12.2	12.2	12.2	12.2	12.2	11.7	11.7	11.7	11.7	11.7

## TESTED AHRI COMBINATION RATINGS

Additional ratings and system combinations can be accessed via the Carrier database at: [MyCarrierRatings.com](http://MyCarrierRatings.com)

\*Maximum actual length not to exceed 200 ft. (61 m.)

\*\*For performance data at specific application and/or design conditions with various indoor unit combinations, the equipment performance calculator can be accessed at: <http://rpmob.wrightsoft.com/>

## SPECIFICATIONS

			HEAT PUMP				HEAT PUMP	
System	Size		18	24	30	36	36	36
	Outdoor Model		224ANS018000	224ANS024000	224ANS030000	224ANS036000	224APS036000	224AES036000
Electrical	Outdoor Voltage, Phase, Cycle	V/Ph/Hz	208/230-1-60	208/230-1-60	208/230-1-60	208/230-1-60	208/230-3-60	460-3-60
	MCA (Outdoor)	A.	11.8	16.5	17.2	19	12.8	7.6
	MOCP - Fuse Rating (Outdoor)	A.	20	25	30	30	20	15
Operating Range	Cooling Outdoor DB Min - Max	° F	55~125 (-20° F w / Low-Ambient Kit)					
	Heating Outdoor DB Min - Max	° F	17~75	17~75	17~75	17~75	17~75	17~75
Piping	Total Piping Length	ft	200'	200'	200'	200'	200'	200'
	Drop (OD above ID)	ft	200'	200'	200'	200'	200'	200'
	Lift (OD below ID)	ft	65'	65'	65'	65'	65'	65'
	Outdoor Pipe Connection Size - Liquid	in	3/8	3/8	3/8	3/8	3/8	3/8
	Outdoor Pipe Connection Size - Suction	in	5/8	3/4	3/4	7/8	7/8	7/8
Refrigerant	Type		R410A	R410A	R410A	R410A	R410A	R410A
	Charge	lb	6.72	7.67	12.1	12.3	12.3	12.3
Compressor Type			Scroll	Scroll	Scroll	Scroll	Scroll	Scroll
Outdoor	Unit Width	in	36.9	36.9	44.5	44.5	44.5	44.5
	Unit Height	in	25.1	31.1	37.1	37.1	37.1	37.1
	Unit Depth	in	14.6	14.6	17.1	17.1	17.1	17.1
	Net Weight	lbs	150	161	196	197	197	197
	Airflow	CFM	1,285	1,285	2,615	2,615	2,615	2,615

## SPECIFICATIONS

			HEAT PUMP					
System	Size		48	48	48	60	60	60
	Outdoor Model		224ANS048000	224APS048000	224AES048000	224ANS060000	224APS060000	224AES060000
Electrical	Outdoor Voltage, Phase, Cycle	V/Ph/Hz	208/230-1-60	208/230-3-60	460-3-60	208/230-1-60	208/230-3-60	460-3-60
	MCA (Outdoor)	A.	28.8	18.6	8.6	33.4	22.9	10.6
	MOCP - Fuse Rating (Outdoor)	A.	50	30	15	50	40	15
Operating Range	Cooling Outdoor DB Min - Max	° F						
	Heating Outdoor DB Min - Max	° F	17~75	17~75	17~75	17~75	17~75	17~75
Piping	Total Piping Length	ft	200'	200'	200'	200'	200'	200'
	Drop (OD above ID)	ft	200'	200'	200'	200'	200'	200'
	Lift (OD below ID)	ft	65'	65'	65'	65'	65'	65'
	Outdoor Pipe Connection Size - Liquid	in	3/8	3/8	3/8	3/8	3/8	3/8
	Outdoor Pipe Connection Size - Suction	in	7/8	7/8	7/8	1 1/8	1 1/8	1 1/8
Refrigerant	Type		R-410A	R-410A	R-410A	R-410A	R-410A	R-410A
	Charge	lb	10.95	10.95	10.95	11.82	11.82	11.82
Compressor Type			Scroll	Scroll	Scroll	Scroll	Scroll	Scroll
Outdoor	Unit Width	in	44.5	44.5	44.5	44.5	44.5	44.5
	Unit Height	in	43.1	43.1	43.1	43.1	43.1	43.1
	Unit Depth	in	17.1	17.1	17.1	17.1	17.1	17.1
	Net Weight	lbs	246	246	246	258	258	258
	Airflow	CFM	2,785	2,785	2,785	2,785	2,785	2,785

## PERFORMANCE

Nominal Performance Ducted Fan Coils	HEAT PUMP								HEAT PUMP				
	Indoor Model		*	*	*	*	*	*	*	*	*	*	*
	Cooling System Tons		1.5	2.0	2.4	2.9	2.9	2.9	3.8	3.8	3.8	4.6	4.6
	Cooling Rated Capacity	Btu/h	18,000	23,400	28,800	34,200	34,200	34,200	45,500	45,500	45,500	55,000	55,000
	SEER		14.0	14.0	14.0	14.0	14.0	14.0	14.0	14.0	14.0	14.0	14.0
	EER		11.5	11.5	12.5	12.0	12.0	11.5	11.5	11.5	11.5	11.5	11.5
	Heating Rated Capacity	Btu/h	17,200	22,800	28,200	34,200	34,200	34,200	46,000	46,000	46,000	55,000	55,000
	HSPF		8.2	8.2	8.5	8.5	8.5	8.2	8.2	8.2	8.2	8.2	8.2
	COP	W/W	2.48	2.5	2.62	2.6	2.6	2.6	2.56	2.56	2.56	2.62	2.62

## TESTED AHRI COMBINATION RATINGS

Additional ratings and system combinations can be accessed via the Carrier database at: [MyCarrierRatings.com](http://MyCarrierRatings.com)

\*Maximum actual length not to exceed 200 ft. (61 m.)

\*\*For performance data at specific application and/or design conditions with various indoor unit combinations, the equipment performance calculator can be accessed at: <http://rpmob.wrightsoft.com/>



## OUTDOOR FEATURES

- Control the ductless system using a third-party thermostat<sup>1</sup>
- One 24V Interface Kit per indoor head<sup>2</sup>
- Keeps the Inverter compressor operating as a variable-speed system
- Rated for outdoor and indoor mounting
- Dry mode contact for active dehumidification control
- Remote on/off contact
- Auxiliary heat control through the thermostat<sup>4</sup>
- Diagnostic code display LEDs
- Power supplied through the outdoor unit

## COMPATIBLE WITH

- 619PHA High Wall
- 619AHB High Wall
- 40MHH High Wall
- 40MBCQ Cassette
- 40MBDQ Ducted
- 40MBFQ Console

## KSAIC0301230 Ductless Fan Coil unit connection

The Second Generation 24V Interface Kit allows both single and multi-zone ductless systems to be compatible with and controlled by any third-party, single-stage conventional thermostat<sup>1</sup>. The 24V Interface Kit maintains the benefits of variable-speed technology, enabling increased efficiency and comfort for end users.<sup>3</sup>



619PHA High Wall



619AHB High Wall



40MHH High Wall



40MBFQ Console



40MBDQ Ducted



40MBCQ Cassette

## COMPATIBILITY

The Second Generation of the 24V Interface Kit model number KSAIC0301230 is compatible with the ductless systems listed below. Before installation, check the compatibility of your ductless system. Product must be installed by a licensed HVAC technician.

Type of Indoor Unit	Indoor Family Name	Single Zone Outdoor Family Name	Multi-Zone Outdoor Family Name	208/230V
High Wall	619PHA	38MPRA	38MGR	All Sizes
	619AHB	38MARB	38MGR	All Sizes
	40MHH	38MHR	38MGR	All Sizes
Cassette	40MBCQ	38MARB	38MGR	All Sizes
Ducted	40MBDQ	38MARB	38MGR	All Sizes Except Size 58
Console	40MBFQ	38MARB	38MGR	All Sizes Except Sizes 12 and 58

**Note:** The indoor unit requires an updated control board for compatibility with the 24V Interface Kit. High Wall units starting with Serial #4316V10001 are shipped with the compatible control board. Ducted units starting with Serial #4616V10001 are shipped with the compatible control board. For other model numbers not shown on the table above, please contact your ductless representative. Ducted size 58 Console sizes 12 and 58 starting with serial #1419V1001 are shipped with compatible control board.

### DUCTLESS SINGLE ZONE



### DUCTLESS MULTI-ZONE







## FEATURES

- Match a Multi-Family Air Handler with a Single Zone Ductless Outdoor and a third party thermostat
- Available in 208/230V
- Single Zone applications only
- One 24V Interface Kit per system
- Keeps the inverter compressor operating as a variable speed system
- Rated for outdoor and indoor mounting
- Remote on/off contact
- Auxiliary heat control through the thermostat
- Separate power necessary for the indoor unit and the outdoor unit

## COMPATIBLE WITH

- 38MARB Outdoor Unit Single Zone
- FMA4 Vertical Fan Coil
- FMC Cased Horizontal Fan Coil
- FMU Uncased Horizontal Fan Coil
- FV4 Fan Coil

---

KSAIC0301230 Ductless Outdoor\*  
Matched with conventional Fan Coils

---



38MARB Outdoor Unit



FMA4X Fan Coil



FV4 Fan Coil



FMX/FMU Fan Coil

Wi-Fi® is a registered trademark of Wi-Fi Alliance®.

\*Matched with 38MARB Single Zone

## COMPATIBILITY

The Second Generation of the 24V Interface Kit is compatible with conventional 5-wire thermostats matched with the fan coils listed below. Before installation, check the compatibility of your outdoor and indoor fan coil. Product must be installed by a licensed HVAC technician.

Indoor	Nominal System Size MBTUH	Outdoor Model Number	Indoor Model Number	Cooling Capacity	SEER	EER	Heating Capacity	HSPF
<b>FMA4X Vertical Fan Coil</b>	12	38MARBQ12AA3	FMA4X1800AL1	12,000	17.5	12.5	12,000	9.5
	18	38MARBQ18AA3	FMA4X1800AL1	17,000	16.0	11.0	18,000	10.0
	24	38MARBQ24AA3	FMA4X2400AL1	23,000	17.0	11.0	23,600	10.0
	30	38MARBQ30AA3	FMA4X3000AL1	30,000	16.5	10.5	30,000	11.5
	36	38MARBQ36AA3	FMA4X3600AL1	36,000	14.5	9.0	36,000	9.0
<b>FMC Cased Horizontal Fan Coil</b>	12	38MARBQ12AA3	FMC4Z1800AL1	12,000	18.0	11.5	12,000	10.5
	18	38MARBQ18AA3	FMC4Z1800AL1	17,000	16.0	11.0	18,000	10.0
	24	38MARBQ24AA3	FMC4Z2400AL1	23,000	20.0	12.2	23,200	11.2
	30	38MARBQ30AA3	FMC4Z3000AL1	28,600	17.95	11.1	29,800	10.8
	36	38MARBQ36AA3	FMC4Z3600AL1	36,000	16.5	9.0	36,000	9.0
<b>FMU Uncased Horizontal Fan Coil</b>	12	38MARBQ12AA3	FMU4Z1800AL1	12,000	18.0	11.5	12,000	10.5
	18	38MARBQ18AA3	FMU4Z1800AL1	17,000	16.0	11.0	18,000	10.0
	24	38MARBQ24AA3	FMU4Z2400AL1	23,000	20.0	12.2	23,200	11.2
	30	38MARBQ30AA3	FMU4Z3000AL1	28,600	17.95	11.1	29,800	10.8
	36	38MARBQ36AA3	FMU4Z3600AL1	36,000	6.5	9.0	36,000	9.0

**Note:** The FMA4P units are not an acceptable match with these condensing units due the PSC motor.






### Select Proper Blower Speed

Before operating unit, ensure that the proper blower speed has been selected. Fan speeds are selected manually. Refer to the installation manual of the 24V interface KSAIC0301230 and the indoor unit for instructions on how to change the fan speed on the indoor fan coil and select the taps (see Compatibility Table) for the proper matches.

## MULTI-FAMILY CONNECTION



# 24V Interface Kit

CONTROLS									
Model #		Timer Function	7-Day Programmable	619PHA	619AHB	40MBCQ	40MBDQ	40MBFQ	40MHH
	<b>KSACN0101AAA</b> Wired Controller (Timer Function)	X			○	○	○	○	○
	<b>KSACN0601AAA</b> Wired Controller (Timer Function)		X	○				○ Size 9-12	○
	<b>KSACN0701AAA</b> Wired Controller (7-Day Programmable)		X			○	●	○ 18-58	
	<b>KSACN0801AAA</b> Wired Controller (7-Day Programmable)				○ †				
	Third Party Thermostat*		X	○	○	○	○	○	○

CONTROLS							
Wi-Fi® Accessories Model #	Description	619PHA	619AHB	40MBCQ	40MBDQ	40MBFQ	40MHH
<b>KSAIF0101AAA</b>	Wi-Fi High Wall Entry Tier 9/12/24k						○
<b>KSAIF0201AAA</b>	Wi-Fi High Wall Entry Tier - 18k ONLY						○
<b>KSAIF0301AAA</b>	Wi-Fi High Wall Mid-Tier	‡	‡				‡
<b>KSAIF0401AAA</b>	Wi-Fi Cassettes, Ducted, Console			○	○	○ 18-58	
<b>KSAIF0601AAA</b>	Wi-Fi High Wall High Tier (Built-in with indoor unit)	●	○				

- Standard
- Optional

## Notes:

† 7 Day programmable compatible with indoor units starting with Serial Number 0216V10001.

\*Using 24V interface; Compatible with indoor units starting with Serial Number 4216V10001.

‡ Compatible with indoor units with Serial Number 0117V10001.

## GLOSSARY OF TERMS


Features	Description
<b>Follow Me</b>	Sense temperature at handheld remote, even if you walk around the room.
<b>Sleep Mode</b>	To conserve energy and when the unit is in the COOL, HEAT or AUTO mode only.
<b>Turbo Mode</b>	The fan operates at super high fan speed for 20 minutes to cool or heat the room rapidly.
<b>Dry Mode</b>	The system dries, filters and slightly cools the room air temperature. This mode prioritizes air dehumidification but it does not take the place of a dehumidifier.
<b>Heating Setback (46° F Heating Mode)</b>	The unit operates at high fan speed and the coil temperature automatically sets to 46° F (8° C).
<b>Timer</b>	Unit will stop automatically at the set time. Can be set while unit is on or off.
<b>Self Clean Mode</b>	The system automatically cleans and dries the evaporator. The cleaning cycle takes 30 minutes, after which the unit turns off automatically.
<b>Up/Down Automatic Louver Control</b>	Use to automatically control the louver position up/down.
<b>Right/Left Automatic Louver Control</b>	Use to automatically control the louver position right/left.
<b>Auto Restart Function</b>	Unit automatically powers back to previous setting following a power failure.
<b>Outside Air Intake</b>	Unit introduces outside air through a knockout located on the unit.
<b>Relative Humidity Sensor Built-In</b>	The relative humidity can be adjusted in 5% increments in a range of 35%~85% during DRY mode by pressing RH on the remote controller.
<b>Occupancy Sensor</b>	Detects activity in the room and adjusts the horizontal angle of airflow to blow away from people or follow people.

## INDOOR UNIT STYLES

	619PHA	619AHB	40MBCQ	40MBDQ	40MBFQ	40MHH
High Wall	•	•				•
Cassette			•			
Ducted				•		
Floor Console					• 12	
Floor Console - Underceiling					• 18-58	

## FEATURES

	619PHA	619AHB	40MBCQ	40MBDQ	40MBFQ	40MHH
<b>Follow Me</b>	•	•	•	•	•	•
<b>Sleep Mode</b>	•	•	•	•	•	•
<b>Turbo Mode</b>	•	•	•	•	•	•
<b>Dry Mode</b>	•	•	•	•	•	•
<b>Heating Setback (46° F Heating Mode)</b>	•	•	•	•	•	•
<b>Timer</b>	•	•	•	•	•	•
<b>Self Clean Mode</b>	•	•	•	•	•	•
<b>Up/Down Automatic Louver Control</b>	•	•	•		•	•
<b>Right/Left Automatic Louver Control</b>	•					
<b>Relative Humidity Sensor</b>	•					
<b>Occupancy Sensor</b>	•					
<b>Auto Restart Function</b>	•	•	•	•	•	•
<b>Outside Air Intake</b>			•	•	• 18-58	
<b>Anti-corrosive fin coating</b>	•	•	•	•	•	•



**BryantDuctless.com**

3300 Riverwood Parkway, SE  
Suite 900  
Atlanta, GA 30339

Manufacturer reserves the right to discontinue, or change at any time, specification or designs without notice or without incurring obligations.

Wi-Fi® is a registered trademark of Wi-Fi Alliance® Corporation.

©2022 Carrier. All Rights Reserved.

All trademarks and service marks referred herein are property of their respective owners.

**A Carrier Company**

01-DLS-001-BR-01 01/2022

