



HVACR

HEATING CATALOG

Robertshaw®

ARANCO®

PPARAGON®

Robertshaw®


Pro-Series

Use Phone
Camera to
Scan for
Cross
Reference



WALL THERMOSTATS

Simple | Powerful | Economical



Feature-rich models offer unique value

Robertshaw® wall thermostats offer customers a wide range of economical stage control from non-programmable single-stage heating and cooling to programmable 4-stage heating and 2-stage cooling. User-friendly yet powerful comfort control is backed by a 6-year limited warranty.

Valuable features, varying by model

- Touchscreen display
- Intuitive wake/leave/return/sleep programming icons
- On/off filter change reminder
- Auto changeover
- Smartphone accessibility via Robertshaw app (iOS/Android)
- Alexa compatibility



6 Year
Limited
Warranty

Table of Contents

WALL THERMOSTATS

NEW Pro-Series Manual/Programmable, Single-/Multi-Stage Heating/Cooling.....	2
800 Series Line Voltage.....	3
9200 Series Deluxe Mechanical.....	3
RS1000 Series Economy Digital	4

HUMIDISTATS AND DEHUMIDISTATS

J10 Series.....	5
-----------------	---

GAS VALVES

700 Series Universal Gas Valves - Intermittent Pilot, Direct Spark or Hot Surface	6
700 Series Millivolt Gas Valves	6
700 Series 24 Volt Combination Gas Valves	8
700 Series Diaphragm/Solenoid Gas Valves	9
700 Series Universal 2-Stage 24 Volt Gas Valves	11
700 Series Snap-Action and Snap-Throttle Gas Valves.....	11
705 Series Gas Actuators.....	12
710 Series Low Capacity Gas Valves	13
720 Series 24 Volt Dual Gas Valves.....	14
720 Series Lever Actuated Gas Valves	15
722 Series Low Capacity Dual Gas Valves	16
110 Series Water Heating Gas Valves	17

ELECTRIC THERMOSTATS

5600 Series Water Heating Electric Thermostats	19
WH9 Series Electric Thermostats	19

HEATING KITS

710-296 Millivolt Heating Kit.....	19
712 Series Intermittent Pilot Ignition System Kits	20
785 Series Automatic Pilot Relight Kits.....	21

REGULATOR KITS

1751 Series Pressure Regulators	22
---------------------------------------	----

WIRING HARNESSES

1751 Series Wiring Harnesses	23
------------------------------------	----

IGNITION CONTROLS

780 Series Ignition Controls.....	24
790 Series Ignition Controls.....	25
35 Series Ignition Controls.....	26
05-29 Series Direct Spark Ignition Controls	27
05-30 Series Direct Spark Ignition Controls	27

FAN CONTROLS

695 Series Electronic Fan Controls	27
--	----

TRANSFORMERS

620 Series Transformers	27
-------------------------------	----

IGNITORS

Universal Silicon Nitride Hot Surface Ignitors.....	29
41-400 Series Silicon Carbide Hot Surface Ignitors.....	29
41-600 Series Silicon Nitride Hot Surface Mini-Ignitors	31
NEW OEM Direct Replacement Silicon Nitride Ignitors	31

PILOTS

1800 Series Pilots	32
1820 Series Pilot Uni-Kits	32
1830-700 Series Pilot Uni-Kits	33
1830 Series Electronic Pilot Burner with Safety Switch	35
1830 Series Pilot Uni-Kits	35
Universal Pilot Mounting Ignitor Sensors	39

THERMOCOUPLES

1900 Series Thermocouples	39
1960 Series Thermocouples	40
1970 Series Thermocouples	40
1980 Series Snap-Fit® Thermocouples	40

THERMOPILES

1950 and 1951 Thermopiles.....	41
--------------------------------	----

SURGE PROTECTION DEVICES

Surge-Trap Series Surge Protective Devices.....	42
---	----

AIR PRESSURE SENSING SWITCHES

Air Pressure Sensing Switch Series	42
--	----

FIREPLACE CONTROLS

Gas Valves.....	44
Remote Controls.....	44
Timers.....	45
Universal Fan Kits	45

ACTUATORS

SmartX PIBCV Valves and Actuators Series.....	46
Smart PIBCV Actuators Series.....	46
Erie® PopTop Two-Position Zone Valves and Actuators Series	47

ELECTRODE/SENSOR ASSEMBLIES

Electrode/Sensor Assemblies	48
-----------------------------------	----

FLAME SENSORS

Heating Sensors Series	48
------------------------------	----

HEATING ACCESSORIES

190 Series Wall Thermostat Guard Kits	49
Heating Shank Extension Series	49
600 Series Fan Relays	49
Heating Dial Series.....	50
Heating Adaptor Series.....	50
Energy Cut Off Switch Wire Assembly Series.....	51
Cable and Harnesses	51
Pilot Gas Solenoid Valve Series.....	52
Pilot Orifices Series.....	52
Unitrol Replacement Gasket Series	53
4590 Series Plugs.....	53
4590 Series Breakaway Ferrules	54
10-600 Series Electronic Fan Controls	54
Service Products and Parts	55



HEATING



Robertshaw



6 Year Limited Warranty

WALL THERMOSTATS

NEW Pro-Series Manual/Programmable, Single-/Multi-Stage Heating/Cooling

Eight-model series minimizes inventory, yet controls nearly all gas-, electric- or oil-fueled single-stage and multi-stage heating and cooling system configurations. Offers manual, 5-1-1-programmable and/or 7-day programmable control, varying by model. All models suit heat pumps and several suit auxiliary/emergency-capable heat pumps. Several models offer both hardwire and battery power. Includes a WiFi/smartphone accessible model.

Part Number	Description	Heat Pump Compatibility	Power Source(s)	Dimensions	Display	Control Features	Terminals
 RS8110	Wall Thermostat – Non-Programmable, 1 Heat, 1 Cool	Without Aux/ Emergency Heat	24V Hardwire (C Terminal) DC 2 x AAA 1.5V Alkaline Batteries (Included)	4.7" W x 3.8" H x 1" D	4.6 sq. Inch Blue Backlit	Adjustable Differential Adjustable Setpoint Limits Short Cycling Prevention	Rh, Rc, C, Y, W, G, O, B
 RS8210	Wall Thermostat – Non-Programmable, 2 Heat, 1 Cool	With or Without Aux/ Emergency Heat	24V Hardwire (C Terminal) DC 2 x AAA 1.5V Alkaline Batteries (Included)	4.7" W x 3.8" H x 1" D	4.6 sq. Inch Blue Backlit	Adjustable Differential Adjustable Setpoint Limits Short Cycling Prevention Filter Change Reminder	R, C, Y, W2, W/E, G, O, B
 RS9110	Wall Thermostat – 5-1-1 and 7-day Programmable, 1 Heat, 1 Cool	Without Aux/ Emergency Heat	24V Hardwire (C Terminal) DC 2 x AAA 1.5V Alkaline Batteries (Included)	4.7" W x 3.8" H x 1" D	4.6 sq. Inch Blue Backlit	Adjustable Differential Adjustable Setpoint Limits Short Cycling Prevention Filter Change Reminder	Rh, Rc, C, Y, W, G, O, B
 RS9210	Wall Thermostat – 5-1-1 and 7-day Programmable, 2 Heat, 1 Cool	With or Without Aux/ Emergency Heat	24V Hardwire (C Terminal) DC 2 x AAA 1.5V Alkaline Batteries (Included)	4.7" W x 3.8" H x 1" D	4.6 sq. Inch Blue Backlit	Adjustable Differential Adjustable Setpoint Limits Short Cycling Prevention Filter Change Reminder	R, C, Y, W2, W/E, G, O, B
 RS9220	Wall Thermostat – 5-1-1 and 7-day Programmable, 2 Heat, 2 Cool	Without Aux/ Emergency Heat	24V Hardwire (C Terminal) DC 2 x AAA 1.5V Alkaline Batteries (Included)	4.7" W x 3.8" H x 1" D	4.6 sq. Inch Blue Backlit	Adjustable Differential Adjustable Setpoint Limits Short Cycling Prevention Filter Change Reminder	Rh, Rc, C, Y, Y2, W, W2, G, O, B
 RS9110T	Wall Thermostat – 5-1-1 and 7-day Programmable, 1 Heat, 1 Cool	Without Aux/ Emergency Heat	24V Hardwire (C Terminal) DC 2 x AAA 1.5V Alkaline Batteries (Included)	4.7" W x 3.8" H x 1" D	8.8 sq. Inch Blue Backlit Touchscreen	Adjustable Differential Auto Changeover Adjustable Setpoint Limits Short Cycling Prevention Filter Change Reminder Keypad Lockout	Rh, Rc, C, Y, W, G, O, B
 RS9320T	Wall Thermostat – 5-1-1 and 7-day Programmable, 3 Heat (Heat Pump), 2 Cool (No Heat Pump)	With or Without Aux/ Emergency Heat	24V Hardwire (C Terminal) DC 2 x AAA 1.5V Alkaline Batteries (Included)	4.7" W x 3.8" H x 1" D	8.8 sq. Inch Blue Backlit Touchscreen	Adjustable Differential Auto Changeover Adjustable Setpoint Limits Short Cycling Prevention Filter Change Reminder Keypad Lockout	Rh, Rc, C, Y, Y2, W/E, W2, G, O, B
 RS10420T	WiFi/Smartphone Accessible Wall Thermostat – 7-Day Programmable, 4 Heat (Heat Pump), 2 Cool (No Heat Pump)	With or Without Aux/ Emergency Heat	24V Hardwire (C Terminal)	4.7" W x 3.8" H x 1" D	8.8 sq. Inch Blue Backlit Touchscreen	WiFi/Smartphone Accessible Adjustable Differential Auto Changeover Adjustable Setpoint Limits Short Cycling Prevention	Rh, Rc, C, Y, Y2, W/E, W2, G, O, B



HEATING






Robertshaw.

1 Year
Limited
Warranty

WALL THERMOSTATS

800 Series Line Voltage

Universal replacements/retrofits for many other brands, mercury-free 800 Series line voltage thermostats need no leveling or special disposal. They feature bimetal temperature sensing and are accurate to within $\pm 2^{\circ}\text{F}$. J-Box compatible, these units meet code and install quickly.

Part Number	Description	Heat/Cool	Voltage	Electrical Rating	Switch Action	Temperature Control Range	Control Features
	801 Line Voltage Thermostat - Heat SPST Switch Action	Heat	120 / 240 / 277	25 AMP at 250 VAC RES 18 AMP at 277 VAC RES 1 HP at 125 VAC 2 HP at 250 VAC 125 VA PILOT DUTY	SPST	50° to 90°F (10° to 32°C)	Convenient At-a-Glance Temperature Display Bimetal Temperature Sensing Positive-Off Switch Ensures System Shutdown
	802 Line Voltage Thermostat - Heat DPST Switch Action	Heat	120 / 240 / 277	25 AMP at 250 VAC RES 18 AMP at 277 VAC RES 1 HP at 125 VAC 2 HP at 250 VAC 125 VA PILOT DUTY	DPST	50° to 90°F (10° to 32°C)	Convenient At-a-Glance Temperature Display Bimetal Temperature Sensing Positive-Off Switch Ensures System Shutdown
	803A Line Voltage Thermostat - Cool DPST Switch Action	Cool	120 / 240 / 277	25 AMP at 250 VAC RES 18 AMP at 277 VAC RES 1 HP at 125 VAC 2 HP at 250 VAC 125 VA PILOT DUTY	SPST	50° to 90°F (10° to 32°C)	Convenient At-a-Glance Temperature Display Bimetal Temperature Sensing Positive-Off Switch Ensures System Shutdown





Robertshaw.

1 Year
Limited
Warranty

WALL THERMOSTATS

9200 Series Deluxe Mechanical

9200 Series Deluxe Mechanical thermostats replace more than 50 competitive models and potentially minimize inventory space. Also, with no sub-base or leveling required and a simple base and cover design, they install quickly. Horizontal and vertical designs are available.

Part Number	Description	Stage Control	Electrical Rating	Switch Action	Temperature Control Range	Anticipation	Installation and Control Features	Installation and Control Features
	9200H Deluxe Mechanical Thermostat - 1 Heat, 1 Cool, Horizontal Design	1 Heat 1 Cool	24V AC (18 to 30V AC) 2 Amp Maximum / 240 to 750 Millivolts	SPDT	50°F to 90°F (10°C to 32°C)	Fixed 0.2 to 1.6 Amps (24V) Fixed 1.8 Amps (240 to 750 mV) Fixed 4700 ohms (Cooling)	Two-Piece Design Wall-Mountable Base J-Box-Compatible Heavy-Duty Adjustable Heat Anticipator	W, Y, O, G, Rc, Rh, B
	9200V Deluxe Mechanical Thermostat - 1 Heat, 1 Cool, Horizontal Design	1 Heat 1 Cool	24V AC (18 to 30V AC) 2 Amp Maximum / 240 to 750 Millivolts	SPDT	50°F to 90°F (10°C to 32°C)	Fixed 0.2 to 1.6 Amps (24V) Fixed 1.8 Amps (240 to 750 mV) Fixed 4700 ohms (Cooling)	Two-Piece Design Wall-Mountable Base J-Box-Compatible Heavy-Duty Adjustable Heat Anticipator	W, Y, O, G, Rc, Rh, B
	9204H Deluxe Mechanical Thermostat - Heat Only, Horizontal Design	1 Heat	24V AC (18 to 30V AC) 2 Amp Maximum / 240 to 750 Millivolts	SPST	50°F to 90°F (10°C to 32°C)	Fixed 0.2 to 1.6 Amps (24V) Fixed 1.8 Amps (240 to 750 mV)	Two-Piece Design Wall-Mountable Base J-Box-Compatible Heavy-Duty Adjustable Heat Anticipator	W, Rh
	9204V Deluxe Mechanical Thermostat - Heat Only, Vertical Design	1 Heat	24V AC (18 to 30V AC) 2 Amp Maximum / 240 to 750 Millivolts	SPST	50°F to 90°F (10°C to 32°C)	Fixed 0.2 to 1.6 Amps (24V) Fixed 1.8 Amps (240 to 750 mV)	Two-Piece Design Wall-Mountable Base J-Box-Compatible Heavy-Duty Adjustable Heat Anticipator	W, Rh



HEATING



Robertshaw®

1 Year
Limited
Warranty

WALL THERMOSTATS RS1000 Series Economy Digital

RS1000 Economy Series battery powered manual/5-1-1 programmable thermostats are designed as affordable options in new or replacement residential applications. They can be configured to control conventional gas or electric HVAC, heat pump, oil and millivolt equipment in either Fahrenheit or Celsius. They offer control accuracy of +/-1°F @ 68°F (0.5°C @ 20°C).

Part Number	Description	Heat/Cool Configuration	Power Source	Temperature Control Range	Relay Contact Voltage	Relay Contact Current	Dimensions	Control Features	Terminations
RS1010	Economy Battery Operated Manual/Programmable Thermostat	3-wire Single Cool	3V DC (2 x AAA Alkaline Batteries)	60° to 95°F (16° to 35°C) in 1° Steps (Cooling)	24V AC / 50/60 Hz	1 Amp Maximum (Inductive)	3.35" H x 4.5" W x 1" D (85mm H x 114mm W x 26mm D)	Manual or 5-1-1 Programmable Fahrenheit or Celsius Adjustable Temperature Differential Compressor Short-Cycling Protection Worry Free Memory Retention for Power Outages	R – 24V Switching Voltage G – Fan, Y – Cool
RS1100	Economy Battery Operated Manual/Programmable Thermostat	2-wire Single Heat	3V DC (2 x AAA Alkaline Batteries)	40° to 90°F (5° to 32°C) in 1° Steps (Heating)	24V AC / 50/60 Hz	1 Amp Maximum (Inductive)	3.35" H x 4.5" W x 1" D (85mm H x 114mm W x 26mm D)	Manual or 5-1-1 Programmable Fahrenheit or Celsius Adjustable Temperature Differential Compressor Short-Cycling Protection Worry Free Memory Retention for Power Outages	R – 24V Switching Voltage W – Heat
RS1110	Economy Battery Operated Manual/Programmable Thermostat	4-wire 1 Heat/1 Cool Conventional Gas/Electric or Heat Pump	3V DC (2 x AAA Alkaline Batteries)	Heating: 40° to 90°F (5° to 32°C) in 1° Steps Cooling: 60° to 95°F (16° to 35°C) in 1° Steps	24V AC / 50/60 Hz	1 Amp Maximum (Inductive)	3.35" H x 4.5" W x 1" D (85mm H x 114mm W x 26mm D)	Manual or 5-1-1 Programmable Fahrenheit or Celsius Adjustable Temperature Differential Compressor Short-Cycling Protection Worry Free Memory Retention for Power Outages	R – 24V Switching Voltage G – Fan, W – Heat or O/B O – rev. Valve in Cooling B – Rev. Valve in Heating



HEATING







RANCO®

1 Year
Limited
Warranty

HUMIDISTATS AND DEHUMIDISTATS

J10 Series

Ranco® J10 Series Humidistats and Dehumidistats regulate relative humidity in confined spaces by cycling centralized humidifying or dehumidifying systems. The nylon sensing element provides fast response time, accurate control and long life.

	Part Number	Description	Humidity Range	Electrical Rating	Temperature Range	Differential
	J10-808	Humidistat – Wall or Duct Mount	10% to 60% Relative Humidity	24V AC/60V AC	Switch Head 32°F to 140°F (0°C to 60°C)	5% or 15% RH
	J10-809W	Dehumidistat – Wall Mount	20% to 80% Relative Humidity	24V AC/60V AC	Switch Head 32°F to 140°F (0°C to 60°C)	5% or 15% RH
	J10-810	Dehumidistat – Wall Mount (Vertical)	20% to 80% Relative Humidity	24V AC/60V AC	Switch Head 32°F to 140°F (0°C to 60°C)	5% or 15% RH
	J10-821	Humidistat – Wall Mount (Horizontal)	20% to 80% Relative Humidity	24V AC/60V AC	Switch Head 32°F to 140°F (0°C to 60°C)	5% or 15% RH



HEATING



Robertshaw



RoHS



1 Year Limited Warranty

GAS VALVES

700 Series Universal Intermittent Pilot Gas Valves – Direct Spark or Hot Surface

Incorporating all the necessary parts to adapt to direct spark or hot surface applications, these universal replacement valves provide intermittent pilot ignition in central heating units, wall heaters, boilers, mobile home furnaces and more. Each valve is equipped with a manual valve, pilot valve and a main gas pressure regulator (optional by model).

Part Number	Factory Part Number	Description	Capacity	Electrical Rating	Inlet Size	Outlet Size	Pressure Regulation	Maximum Inlet Pressure	Comments
700-055*	7000BDERLP-S7A	Universal Gas Valve - Intermittent Pilot, Direct Spark and Hot Surface	485,000 BTU	24V AC @ 60 Hz	3/4"	3/4"	11" LP Gas	14" WC (1/2 PSI)	Straight-thru with slow opening feature for soft ignition. Can be field removed
700-058	7000DEHC-S7A	Universal Gas Valve - Intermittent Pilot, Direct Spark and Hot Surface	720,000 BTU Natural Gas; 1,150,000 BTU LP Gas	24V AC @ 60 Hz	1"	1"	None	14" WC (1/2 PSI)	Straight-thru with slow opening feature for soft ignition. Can be field removed
700-049*	7000BDER-S7A	Universal Gas Valve	300,000 BTU	24V AC @ 60 Hz	1/2"	1/2"	3.0" WC Natural Gas	14" WC (1/2 PSI)	Straight-thru with slow opening feature for soft ignition. Can be field removed. Includes pilot plug
700-056*	7000BDER-S7A	Universal Gas Valve	350,000 BTU	24V AC @ 60 Hz	3/4"	3/4"	3.5" WC Natural Gas	14" WC (1/2 PSI)	Straight-thru. Has slow opening feature for soft ignition. Can be field removed
700-057	7000DERHC	Universal Gas Valve	720,000 BTU	24V AC @ 60 Hz	1"	1"	4.0" WC Natural Gas	14" WC (1/2 PSI)	Straight-thru
700-059*	7000DERHC-S7C	Universal Gas Valve	720,000 BTU	24V AC @ 60 Hz	1"	1"	4.0" Natural Gas	14" WC (1/2 PSI)	Straight-thru with slow opening feature for soft ignition. Can be field removed.

*Cross Reference: Robertshaw - 700-049 = White-Rodgers - 36H32-214; Robertshaw - 700-055 = White-Rodgers - 36H32-423;
Robertshaw - 700-056 = Honeywell - VR8204M1018, VR8204M1034, VR8204M1083 and White-Rodgers - 36C68-404, 36C68-423, 36C74-313;
Robertshaw - 700-059 = Honeywell - VR8304H3208, VR8304H3216, VR8304H3224

Robertshaw

RoHS



1 Year Limited Warranty

GAS VALVES

700 Series Millivolt Gas Valves

Robertshaw® 700 Series Millivolt Gas Valves are wall thermostat actuated combination controls for millivolt applications ranging from furnaces to swimming pools. These 700-500 millivolt gas valves offer installation flexibility, covering a wide range of replacement from small capacity 3/8" pipe to high capacity 1" pipe and up to 720,000 BTUs.











Part Number	Factory Part Number	Description	Capacity	Electrical Rating	Inlet Size	Pressure Regulation	3 Position Outlet Straight-Thru (FPT)	Reducer Bushing (NPT)	Comments
359811491A	7000BMVR	Millivolt Gas Valve	300,000 BTU	250mV to 750mV	3/4"	3.5" WC Natural Gas	NA	2	
700-501	7000AMV	Millivolt Gas Valve	100,000 BTU	250mV to 750mV	1/2"	None	1/2"	2	



HEATING



700 Series Millivolt Gas Valves – *Continued*



	Part Number	Factory Part Number	Description	Capacity	Electrical Rating	Inlet Size	Pressure Regulation	3 Position Outlet Straight-Thru (FPT)	Reducer Bushing (NPT)	Comments
	700-502	7000AMVR	Millivolt Gas Valve	100,000 BTU	250mV to 750mV	1/2"	3.5" WC Natural Gas	1/2"	2	Coaxial thermopile and 2 lead thermopile can be used
	700-503	7000BMV	Millivolt Gas Valve	240,000 BTU	250mV to 750mV	1/2"	None	3/4"	1	
	700-504	7000BMVR	Millivolt Gas Valve	240,000 BTU	250mV to 750mV	1/2"	3.5" WC Natural Gas	3/4"	1	Coaxial thermopile and 2 lead thermopile can be used
	700-505	7000BMV	Millivolt Gas Valve	300,000 BTU	250mV to 750mV	3/4"	None	3/4"	2	
	700-506	7000BMVR	Millivolt Gas Valve	300,000 BTU	250mV to 750mV	3/4"	3.5" WC Natural Gas	3/4"	2	Coaxial thermopile and 2 lead thermopile can be used
	700-507	7000BM VR-S7C	Millivolt Gas Valve	240,000 BTU	250mV to 750mV	1/2"	3.5" WC Natural Gas	3/4"	1	Slow opening feature for soft ignition
	700-508	7000BMVR	Millivolt Gas Valve	240,000 BTU	250mV to 750mV	1/2"	3.5" WC Natural Gas	3/4"	2	
	700-511	7000BM VRFT-S7C	Millivolt Gas Valve	400,000 BTU	250mV to 750mV	3/4"	4.0" WC Natural Gas plus Uni-Kit for LP Gas	3/4"	2	Teledyne-Lars coaxial thermopile and 2 lead thermopile can be used. Slow opener
	700-513	7010BGVMV	Millivolt Gas Valve	240,000 BTU	250mV to 750mV	1/2"	None	1/2"	2	Diaphragm valve only-no gas cock or safety magnet.
	700-515	7000BMVR-LP	Millivolt Gas Valve	485,000 BTU	250mV to 750mV	3/4"	10.0" WC LP Gas	3/4"	2	



HEATING



700 Series Millivolt Gas Valves – Continued

	Part Number	Factory Part Number	Description	Capacity	Electrical Rating	Inlet Size	Pressure Regulation	3 Position Outlet Straight-Thru (FPT)	Reducer Bushing (NPT)	Comments
	700-516	7000BMVR	Millivolt Gas Valve	240,000 BTU	250mV to 750mV	1/2"	4.0" WC Natural Gas	1/2"	NA	
	700-522	7000MVRHC-S7C	Millivolt Gas Valve	720,000 BTU	250mV to 750mV	1"	3.5" WC Natural Gas	1"	2	Slow opening feature for soft ignition



Robertshaw®

GAS VALVES

700 Series 24 Volt Combination Gas Valves

Featuring three-position outlets and multi-positional capability and with capacities up to 720,000 BTU, Robertshaw® 700 Series 24 Volt Combination Gas Valves offer unlimited replacement possibilities. The valve is factory set at 3.5" WC natural gas. A regulator cover plate is included to convert to LP gas. Three 24 Volt Uni-Kit® models suit either natural or LP gas applications.

RoHS



1 Year Limited Warranty

Part Number	Factory Part Number	Description	Capacity	Electrical Rating	Inlet Size	Outlet Size	Pressure Regulation	Reducer Bushing (NPT)	Side Outlets	Comments
700-400	7000BER	24 Volt Combination Gas Valve	240,000 BTU	24V AC @ 0.2 Amps, 50/60 Hz 12V DC @ 0.18 Amps, 50/60 Hz	1/2"	3/4"	Uni-Kit	1	Straight-Thru	
700-401	7000BE	24 Volt Combination Gas Valve	240,000 BTU	24V AC @ 0.2 Amps, 50/60 Hz 12V DC @ 0.18 Amps, 50/60 Hz	1/2"	3/4"	None	1	1/2"	
700-402	7000BER	24 Volt Combination Gas Valve	240,000 BTU	24V AC @ 0.2 Amps, 50/60 Hz 12V DC @ 0.18 Amps, 50/60 Hz	1/2"	3/4"	Uni-Kit	1	1/2"	
700-406	7000BER	24 Volt Combination Gas Valve	300,000 BTU	24V AC @ 0.2 Amps, 50/60 Hz 12V DC @ 0.18 Amps, 50/60 Hz	3/4"	3/4"	Uni-Kit	2	Straight-Thru	
700-409	7000BMSER	24 Volt Combination Gas Valve	240,000 BTU	24V AC @ 0.2 Amps, 50/60 Hz 12V DC @ 0.18 Amps, 50/60 Hz	1/2"	1/2"	3.5" WC Natural Gas	2	Straight-Thru	Thermopile type safety magnet
700-426	7000BER-S7A	24 Volt Combination Gas Valve	300,000 BTU	24V AC @ 0.2 Amps, 50/60 Hz 12V DC @ 0.18 Amps, 50/60 Hz	3/4"	3/4"	3.5" WC Natural Gas	2	Straight-Thru	Slow opening feature for soft ignition
700-428	7000BER-S7C	24 Volt Combination Gas Valve	300,000 BTU	24V AC @ 0.2 Amps, 50/60 Hz 12V DC @ 0.18 Amps, 50/60 Hz	3/4"	3/4"	3.5" WC Natural Gas	3	Straight-Thru	Slow opening feature for soft ignition
700-434	7000AERB-5-S7C	24 Volt Combination Gas Valve	100,000 BTU	24V AC @ 0.2 Amps, 50/60 Hz 12V DC @ 0.18 Amps, 50/60 Hz	1/2"	1/2"	Hi-Lo 2" - 4"	2	1/2"	Slow opening feature for soft ignition
700-435	7000AERB-3-LP-S7C	24 Volt Combination Gas Valve	100,000 BTU	24V AC @ 0.2 Amps, 50/60 Hz 12V DC @ 0.18 Amps, 50/60 Hz	1/2"	1/2"	Hi-Lo 2.8" - 11"	2	1/2"	Slow opening feature for soft ignition
700-441	7000EHC-S7C	24 Volt Combination Gas Valve	600,000 BTU	24V AC @ 0.2 Amps, 50/60 Hz 12V DC @ 0.18 Amps, 50/60 Hz	1"	1"	None	None	Straight-Thru	Slow opening feature for soft ignition



HEATING



700 Series 24 Volt Combination Gas Valves – *Continued*

Part Number	Factory Part Number	Description	Capacity	Electrical Rating	Inlet Size	Outlet Size	Pressure Regulation	Reducer Bushing (NPT)	Side Outlets	Comments
700-442	7000ERHC-S7C	24 Volt Combination Gas Valve	720,000 BTU	24V AC @ 0.2 Amps, 50/60 Hz 12V DC @ 0.18 Amps, 50/60 Hz	1"	1"	3.5" WC Natural Gas	None	Straight-Thru	Slow opening feature for soft ignition
700-473	7000BER-S7B	24 Volt Combination Gas Valve	370,000 BTU	24V AC @ 0.2 Amps, 50/60 Hz 12V DC @ 0.18 Amps, 50/60 Hz	3/4"	3/4"	3.5" WC Natural Gas	2	Straight-Thru	Slow opening feature for soft ignition

Robertshaw

RoHS










1 Year Limited Warranty

GAS VALVES

700 Series Diaphragm/Solenoid Gas Valves

Mountable in any position except upside down, 700-100 Series Diaphragm/Solenoid Gas Valves are for applications requiring a manual gas valve and an automatic safety pilot. The automatic pilot safety valve, independent of the gas cock, provides gas shutoff in case of pilot outage. Regulated and nonregulated models are a great choice for replacing competitors' gas valves. The 2-Stage 24 Volt Gas Valves are both standing pilot and intermittent pilot.

	Part Number	Factory Part Number	Description	Capacity	Electrical Rating	Inlet Size	Outlet Size	Pressure Regulation	Reducer Bushing (NPT)	3 Position Outlet Side (FPT) with Plugs	Comments
	700-101	7000AM	Manual Operated Gas Valve	100,000 BTU	NA	1/2"	1/2"	None	(2) 1/2" x 3/8"	1/2"	
	700-105	7000BM	Manual Operated Gas Valve	300,000 BTU	NA	3/4"	3/4"	None	(2) 3/4" x 1/2"	1/2"	
	700-106	7000BMR	Manual Operated Gas Valve	300,000 BTU	NA	3/4"	3/4"	3.5" WC Natural Gas	(2) 3/4" x 1/2"	1/2"	
	700-114	7000MRHC-S7C	Manual Operated Gas Valve	720,000 BTU	NA	1"	1"	3.5" WC Natural Gas	NA	Straight-Thru	Has slow opening feature for soft ignition
	700-413	7000BGVER-S36	24 Volt Diaphragm/Solenoid Gas Valve	300,000 BTU	24V AC @ 0.2 Amps, 50/60 Hz 120V AC @ 0.034 Amps, 50/60 Hz, 240V AC @ 0.017 Amps, 50/60 Hz 240mV to 750mV	3/4"	3/4"	1.3" and 3.5" WC Natural Gas	NA	NA	Two stage valve direct replacement for Carrier EF33CB241
	700-416	7000BGVER-S36	24 Volt Diaphragm/Solenoid Gas Valve	240,000 BTU	24V AC @ 0.2 Amps, 50/60 Hz 120V AC @ 0.034 Amps, 50/60 Hz, 240V AC @ 0.017 Amps, 50/60 Hz 240mV to 750mV	1/2"	1/2"	4.0" WC Natural Gas	NA	NA	Exact replacement for Carrier EF53CK198
	700-417	7010BGVE	24 Volt Diaphragm/Solenoid Gas Valve	300,000 BTU	24V AC @ 0.2 Amps, 50/60 Hz 120V AC @ 0.034 Amps, 50/60 Hz, 240V AC @ 0.017 Amps, 50/60 Hz 240mV to 750mV	3/4"	3/4"	None	NA	NA	No gas cock



For Our Complete Cross Reference Visit www.robertshaw.com










HEATING



700 Series Diaphragm/Solenoid Gas Valves – Continued

	Part Number	Factory Part Number	Description	Capacity	Electrical Rating	Inlet Size	Outlet Size	Pressure Regulation	Reducer Bushing (NPT)	3 Position Outlet Side (FPT) with Plugs	Comments
	700-422	7000BGVER	24 Volt Diaphragm/Solenoid Gas Valve	240,000 BTU	12V DC @ 0.18 Amps, 24V AC @ 0.2 Amps	1/2"	3/4"	3.5" WC Natural Gas	NA	NA	
	700-424	7000BGVER	24 Volt Diaphragm/Solenoid Gas Valve	300,000 BTU	24V AC @ 0.2 Amps, 50/60 Hz 120V AC @ 0.034 Amps, 50/60 Hz, 240V AC @ 0.017 Amps, 50/60 Hz 240mV to 750mV	3/4"	3/4"	3.5" WC Natural Gas	NA	NA	

700 Series Line Voltage Gas Valves

	Part Number	Factory Part Number	Description	Capacity	Electrical Rating	Inlet Size	Outlet Size	Pressure Regulation	Reducer Bushing (NPT)	3 Position Outlet Side (FPT) with Plugs	Comments
	700-452	7000BER-120	120V AC Line Voltage Gas Valve	240,000 BTU	120V AC @ 0.034 Amps, 50/60 Hz	1/2"	3/4"	3.5" WC Natural Gas	(1) 3/4" x 1/2"	1/2"	
	700-453	7000BE-120	120V AC Line Voltage Gas Valve	300,000 BTU	120V AC @ 0.034 Amps, 50/60 Hz	3/4"	3/4"	None	(2) 3/4" x 1/2"	Straight-Thru	
	700-454	7000BER-120	120V AC Line Voltage Gas Valve	300,000 BTU	120V AC @ 0.034 Amps, 50/60 Hz	3/4"	3/4"	3.5" WC Natural Gas	(2) 3/4" x 1/2"	Straight-Thru	
	700-456	7000ERHC-120-S7C	120V AC Line Voltage Gas Valve	600,000 BTU	120V AC @ 0.034 Amps, 50/60 Hz	1"	3/4"	3.5" WC Natural Gas	NA	Straight-Thru	Has slow opening feature for soft ignition. Lead length is 32".
	700-464	7000BER-240	240V AC Line Voltage Gas Valve	300,000 BTU	240V AC @ 0.017 Amps, 50/60 Hz	3/4"	3/4"	3.5" WC Natural Gas	(2) 3/4" x 1/2"	Straight-Thru	
	700-466	7000ERHC-240-S7C	240V AC Line Voltage Gas Valve	720,000 BTU	240V AC @ 0.017 Amps, 50/60 Hz	1"	1"	3.5" WC Natural Gas	NA	Straight-Thru	Has slow opening feature for soft ignition. Lead length is 32".
	700-470	7000BMSER-120	120V AC Line Voltage Gas Valve	300,000 BTU	120V AC @ 0.034 Amps, 50/60 Hz	3/4"	3/4"	3.5" WC Natural Gas	(2) 3/4" x 1/2"	Straight-Thru	Direct replacement for Frymaster part number 8070308 with thermopile type safety magnet



HEATING



Robertshaw®



RoHS






1 Year Limited Warranty

GAS VALVES

700 Series Universal 2-Stage 24 Volt Gas Valves

Robertshaw® compact 2-Stage 24 Volt Gas Valves, available in standing pilot and intermittent pilot models, are designed for reliability with a manual valve (gas cock), pilot gas filter, pilot adjustment key and a slotted automatic pilot safety magnet for gas shutoff in case of a pilot outage.

	Part Number	Factory Part Number	Description	Capacity	Electrical Rating	Gas Type	Inlet Size	Outlet Size	Pressure Regulation		Reducer Bushing (NPT)	Comments
	700-051	7000BDER2-3-LP-S7C	Universal 2-Stage 24 Volt Gas Valve	480,000 BTU	24V AC	LP	3/4"	3/4"	Low Fire 2.8" WC	Hi Fire 11" WC	2	Has slow opening feature for soft ignition. Can be field removed
	700-053	7000BDER2-4-S7A	Universal 2-Stage 24 Volt Gas Valve	300,000 BTU	24V AC	Natural	3/4"	3/4"	Low Fire 1.3" WC	Hi Fire 3.5" WC	2	Has slow opening feature for soft ignition. Can be field removed
	700-064	7000DER2-HC-4-S7C	Universal 2-Stage 24 Volt Gas Valve	720,000 BTU	24V AC @ 50/60 Hz, 0.2 Amps low-fire, 0.4 Amps high-fire	Natural	1"	1"	Low Fire 1.3" WC	Hi Fire 3.5" WC	2	Has slow opening feature for soft ignition. Can be field removed

Robertshaw®

GAS VALVES

RoHS



1 Year Limited Warranty

700 Series Snap-Action and Snap-Throttle Gas Valves

Robertshaw® RoHS compliant 700 Series single capillary or remote dial-in snap-action and snap-throttle gas valves, thermostatically operated by a remote temperature sensing bulb, are mountable in any position except upside down. Ambient temperatures range from 32°F to 175°F and maximum inlet pressure is 14 in. WC (0.5 PSI).

Part Number	Factory Part Number	Description	Capacity	Dial Temperature	Inlet Size	Pressure Regulation	Reducer Bushing (NPT)	Capillary Length	3 Position Outlet Side (FPT) with Plugs	Comments
700-201	7000AS	Snap-Action Gas Valve	100,000 BTU	58°F to 90°F	1/2"	NA	(2) 1/2" x 3/8"	36"	1/2"	
700-204	7000AST-LP-3	Snap-Throttle Gas Valve	160,000 BTU	58°F to 90°F	1/2"	NA	(2) 1/2" x 3/8"	36"	1/2"	Bulb Size, 1/4", 8"
700-213	7000ASTR-4	Snap-Throttle Gas Valve	100,000 BTU	58°F to 90°F	1/2"	4.0" WC Natural Gas	(1) 1/2" x 3/8"	18"	3/8"	Right side outlet only - Williams Furnace applications
700-205	7000ASTR-3	Snap-Throttle Hydraulic Gas Valve	100,000 BTU	58°F to 90°F	1/2"	3.5" WC Natural Gas	(2) 1/2" x 3/8"	36"	1/2"	



HEATING










Robertshaw®

RoHS 1 Year Limited Warranty

GAS VALVES

705 Series Gas Actuators

With capacities ranging from 5,000 to 1,150,000 BTU, trustworthy Robertshaw® actuators are available in 24 Volt, Line Voltage, Millivolt and Hydraulic versions to suit a wide range of applications.

	Part Number	Factory Part Number	Description	Ambient Temperature	Electrical Rating	Gas Type	Block Color	Pressure Regulation	NEC	Comments
	705-401	E	12V DC/24V AC Actuator	-40°F to 175°F (-40°C to 80°C)	24V AC, 0.2 Amps 12V DC, 0.18 Amps	NA	Black	Non-Regulated	Class 2	
	705-402	ER	12V DC/24V AC Actuator	-40°F to 175°F (-40°C to 80°C)	24V AC, 0.2 Amps 12V DC, 0.18 Amps	Natural	Black	3.5" WC	Class 2	A separate pressure regulator may be required for the system
	705-452	ER	12V AC Actuator	-40°F to 175°F (-40°C to 80°C)	120V AC, 0.034 Amps	NA	Brown	3.5" WC Natural Gas	Class 1	
	705-461	E	24V AC Actuator	-40°F to 175°F (-40°C to 80°C)	240V AC, 0.017 Amps	NA	Green	Non-Regulated	Class 1	A separate pressure regulator may be required for the system
	705-462	ER	24V AC Actuator	-40°F to 175°F (-40°C to 80°C)	240V AC, 0.017 Amps	NA	Green	3.5" WC Natural Gas	Class 1	
	705-501	MV	705 Series Millivolt Actuator	NA	250 mV to 750 mV	NA	Red or Gray	NA	NA	A separate pressure regulator may be required for the system
	705-502	MVR	705 Series Millivolt Actuator	NA	250 mV to 750 mV	NA	Red or Gray	3.5" WC Natural Gas	NA	



HEATING



Robertshaw®



RoHS












1 Year
Limited
Warranty

GAS VALVES

710 Series Low Capacity Gas Valves

RoHS compliant Robertshaw® 710 Series Low Capacity Gas Valves feature an extremely compact design for low capacity and limited space applications. Features include three-position outlets, multipositional capability and component replaceability. Ambient temperature ratings are -40°F to 175°F and maximum inlet pressure is 14 in. WC (0.5 PSI).






	Part Number	Factory Part Number	Description	Capacity	Application	Electrical Rating	Inlet Size	Outlet Size	Pressure Regulation	Reducer Bushing (NPT)	Capillary Length	Temperature Range	Comments
	710-402	7000ERLC	24 Volt Low Capacity Gas Valve	70,000 BTU	Wall furnaces	12V DC, 24V AC	1/2"	1/2"	3.5" WC Natural Gas	(2) 1/2" x 3/8"	NA	NA	Off-pilot-on dial
	710-203	7000SLC	Hydraulic Snap-Action Low Capacity Gas Valve	70,000 BTU Natural Gas or 112,000 BTU LP Gas	Recreational vehicles	NA	1/2"	1/2"	NA	(2) 1/2" x 3/8"	36"	58°F to 90°F	Hydraulic Valve, Off-pilot-on dial
	710-205	7000SRLC	Hydraulic Snap-Action Low Capacity Gas Valve	70,000 BTU Natural Gas or 112,000 BTU LP Gas	Wall furnaces; replaces TV-27	NA	1/2"	1/2"	3.5" WC Natural Gas	(2) 1/2" x 3/8"	36"	58°F to 90°F	Hydraulic Valve, Off-pilot-on dial
	710-201	7000SLC	Hydraulic-Snap-Action Gas Valve	70,000 BTU Natural Gas or 112,000 BTU LP Gas	Recreational vehicles	NA	1/2"	1/2"	NA	(2) 1/2" x 3/8"	18"	58°F to 90°F	Off-pilot-on dial
	710-218	7000SLC	Hydraulic-Snap-Action Gas Valve	70,000 BTU Natural Gas or 112,000 BTU LP Gas	Catering truck valve; replaces ITT-General RV18Z1007	NA	3/8"	3/8" Straight-thru	NA	None	36"	100°F to 250°F	Off-pilot-on dial
	710-101	7000MLC	Manual Gas Valve	70,000 BTU Natural Gas or 112,000 BTU LP Gas	Patio Heaters	NA	1/2"	1/2"	NA	(2) 1/2" x 3/8"	NA	NA	Off-pilot-on dial
	710-102	7000MRLC	Manual Gas Valve	70,000 BTU Natural Gas or 112,000 BTU LP Gas	Patio Heaters	NA	1/2"	1/2"	3.5" WC Natural Gas	(2) 1/2" x 3/8"	NA	NA	Off-pilot-on dial
	710-501	7000MVL	Millivolt Low Capacity Gas Valve	70,000 BTU	Space heaters; replaces B-67	250 mV to 750 mV	1/2"	1/2"	NA	(2) 1/2" x 3/8"	NA	NA	Off-pilot-on dial
	710-502	7000MVRLC	Millivolt Low Capacity Gas Valve	70,000 BTU	Space heaters; replaces B-67	250 mV to 750 mV	1/2"	1/2"	3.5" WC Natural Gas	(2) 1/2" x 3/8"	NA	NA	Off-pilot-on dial



HEATING



710 Series Low Capacity Gas Valves – Continued

	Part Number	Factory Part Number	Description	Capacity	Application	Electrical Rating	Inlet Size	Outlet Size	Pressure Regulation	Reducer Bushing (NPT)	Capillary Length	Temperature Range	Comments
	710-503	7000MVRB-5-LC	Millivolt Low Capacity Gas Valve	70,000 BTU	Fireplace control	250 mV to 750 mV	1/2"	3/8"	Hi-Lo adjustable 1.3" WC Low fire 3.5" WC Hi Fire	NA	NA	NA	Adjustable from 1.7" WC to 3.5" WC Natural Gas
	710-511	7000MVRB-4-LC	Millivolt Low Capacity Gas Valve	70,000 BTU	Fireplace log control	250 mV to 750 mV	1/2"	3/8" Straight-thru	Hi-Lo Adjustable 1.7" to 3.5" Natural Gas	NA	NA	NA	Has special quick dropout safety magnet to meet Canadian specifications used with quick-dropout pilot assembly 1819-100
	710-508	7000MVRLC	Millivolt Gas Valve; Note: Use two lead thermopile and thermocouple	70,000 BTU	Fireplace log control	NA	3/8"	3/8" Straight-thru	3.5" WC Natural Gas	NA	NA	NA	Has special quick dropout safety magnet to meet Canadian specifications used with quick-dropout pilot assembly 1819-100
	710-507	7000MVRLC	Millivolt Gas Valve; Note: Use two lead thermopiles only	NA	Fireplace	NA	3/8"	3/8" Straight-thru	3.5" Natural	NA	NA	NA	
	710-509	7000MVRLC-LP	Millivolt Gas Valve; Note: Use two lead thermopiles only	NA	NA	NA	3/8"	3/8" Straight-thru	10.0" LP	NA	NA	NA	


Robertshaw®

 RoHS  1 Year Limited Warranty

GAS VALVES

720 Series 24 Volt Dual Gas Valves

Robertshaw® 720 Series 24 Volt Dual Gas Valves have a safety shut-off magnet and dual automatic valves. Models with or without a pressure regulator are available. They feature a 3-9/16 in. swing radius, top of valve accessible wiring connections, manual selector and adjustments and mount in any position except upside down. A regulator conversion kit enables Uni-Kit® models to switch from 3.5 in. WC for natural gas to LP.

	Part Number	Factory Part Number	Description	Capacity	Electrical Rating	Inlet Size	Outlet Size	Pressure Regulation	Reducer Bushing (NPT)	Side Outlets	Comments
	720-007	7200ERC	24V Gas Valve	150,000 BTU	24V AC @ 0.5 Amps, 50/60 Hz	1/2"	1/2"	Convertible 3.5" WC Natural Gas or 11.0" LP Gas	(1) 1/2" x 3/8"	1/2" FPT with plugs	Mobile home
	720-403	7200ER-S7C	24V Gas Valve	150,000 BTU	24V AC @ 0.5 Amps, 50/60 Hz	1/2"	3/4"	Uni-Kit	(1) 3/4" x 1/2"	1/2" FPT with plugs	Slow-opening feature for soft ignition
	720-406	7200ER	24V Dual Gas Valve	150,000 BTU	24V AC @ 0.5 Amps, 50/60 Hz	3/4"	3/4"	Uni-Kit Natural Gas	(2) 3/4" x 1/2"	None	
	720-472	7200ERCS-2	24V Dual Gas Valve	150,000 BTU	24V AC @ 0.5 Amps, 50/60 Hz	1/2"	1/2"	3.5" WC Natural or 11.0" LP Convertible Gas	(1) 1/2" x 3/8"	1/2" FPT with plugs	Step-opening to 40% of full flow within 30 seconds for mobile home
	720-474	7200ERCS	24V Dual Gas Valve	150,000 BTU	24V AC @ 0.5 Amps, 50/60 Hz	1/2"	1/2"	3.5" WC Natural or 11.0" LP Convertible Gas	(1) 1/2" x 3/8"	1/2" FPT with plugs	Step-opening for mobile home



HEATING



720 Series 24 Volt Dual Gas Valves – Continued

Part Number	Factory Part Number	Description	Capacity	Electrical Rating	Inlet Size	Outlet Size	Pressure Regulation	Reducer Bushing (NPT)	Side Outlets	Comments
720-404	7200ER	24V Gas Valve	150,000 BTU	24V AC @ 0.5 Amps, 50/60 Hz	3/4"	3/4"	Uni-Kit	(1) 3/4" x 1/2"	1/2" FPT with plugs	
720-C400*	700-C400	24V Gas Valve	150,000 BTU	24V AC @ 0.5 Amps, 50/60 Hz	1/2"	1/2"	Uni-Kit	(1) 3/4" x 1/2"	1/2" FPT with plugs	
720-C404*	700-C404	24V Gas Valve	150,000 BTU	24V AC @ 0.5 Amps, 50/60 Hz	1/2"	1/2"	Uni-Kit	(2) 3/4" x 1/2"	1/2" FPT with plugs	
720-400	7200ER	24V Dual Gas Valve	150,000 BTU	24V AC @ 0.5 Amps, 50/60 Hz	1/2"	3/4"	Uni-Kit Natural Gas	(1) 3/4" x 1/2", (1) 1/2" x 3/8"	None	
720-402	7200ER	24V Dual Gas Valve	150,000 BTU	24V AC @ 0.5 Amps, 50/60 Hz	1/2"	3/4"	Uni-Kit Natural Gas	(1) 3/4" x 1/2"	1/2" FPT with plugs	

* For sale only in Canada





Robertshaw®



GAS VALVES

720 Series Lever Actuated Gas Valves

Robertshaw® NEC Class 2 rated, RoHS compliant 720 Series Lever Actuated Gas Valves are designed for intermittent pilot ignition residential applications such as central heating units, space heaters, wall heaters, boilers and mobile home furnaces. With a compact swing radius of only 3-9/16", it fits a wide range of OEM replacement applications. A regulator conversion kit enables Uni-Kit® models to switch from 3.5 in. WC for natural gas to LP.





	Part Number	Factory Part Number	Description	Capacity	Electrical Rating	Inlet Size	Outlet Size	Pressure Regulation	Comments
	720-070	7200IPER-S7C	Slow Opening Gas Valve	150,000 BTU	24V AC @ 45 Amps, 50/60 Hz, 5 Watts	1/2"	3/4"	Uni-Kit	Has slow-opening feature for soft ignition. Not normally used on hot surface applications
	720-072	7200IPER-S7C	Slow Opening Gas Valve	150,000 BTU	24V AC @ 45 Amps, 50/60 Hz, 5 Watts	1/2"	3/4"	Uni-Kit	Has slow-opening feature for soft ignition. Not normally used on hot surface applications. Side outlet 1/2" FPT with plugs
	720-050	7200DER-S7C	Slow Opening Gas Valve; for soft ignition also	150,000 BTU	24V AC @ 0.5 Amps	1/2"	3/4"	Uni-Kit	Has pilot tubing outlet exact replacement for Rheem P/N 60-22525-06. Includes pilot outlet plug for other applications. Side outlet 1/2" FPT with plugs.
	720-051	7200DER	Standard Lever Actuated Gas Valve	150,000 BTU	24V AC @ 0.5 Amps	1/2"	3/4"	Uni-Kit	
	720-054	7200DER-S0-3	Step Opening Gas Valve	150,000 BTU	24V AC @ 0.5 Amps	1/2"	3/4"	Uni-Kit	Side outlet 1/2" FPT with plugs. Has pilot outlet



HEATING



720 Series 24 Volt Dual Gas Valves – Continued

	Part Number	Factory Part Number	Description	Capacity	Electrical Rating	Inlet Size	Outlet Size	Pressure Regulation	Comments
	720-055	7200DERCS-1	Step Opening Dual Gas Valve	125,000 BTU	24V AC @ 0.5 Amps	1/2"	3/8"	3.5" WC Natural Gas and 11.0" WC LP Gas	Straight-thru outlet right, has convertible pressure regulator; 3.5" WC natural gas and 11.0" WC LP gas. Direct replacement for Evcon/Coleman part number 7707-326
	720-081	7200 IPER-S0-4	Step Opening Dual Gas Valve	150,000 BTU	24V AC @ 0.5 Amps	1/2"	3/4"	Uni-Kit	Straight-thru. Has pilot outlet
	720-082	7200IPER2-4	Universal 2-Stage Dual Gas Valve Intermittent Pilot, Direct Spark and Hot Surface	150,000 BTU	24V AC @ 0.5 Amps	3/4"	3/4"	Lo-Fire 1.3" WC Hi-Fire 3.5" WC	Type of gas is natural. Has pilot outlet
	720-079	7200IPER	Universal Dual Gas Valve Intermittent Pilot, Direct Spark and Hot Surface	150,000 BTU	24V AC @ 45 Amps, 50/60 Hz, 5 Watts	1/2"	3/4"	Uni-Kit	




Robertshaw®



GAS VALVES

722 Series – Low Capacity Dual Gas Valves

Designed for a wide variety of intermittent pilot, direct spark or hot surface heating applications, Robertshaw® 722 Series Low Capacity Dual Gas Valve Uni-Kit® models incorporate pressure regulated, redundant dual automatic valves factory set at 3.5 in. WC for natural gas. The included regulator conversion kit transforms them to LP. A compact size, 3-9/16 in. swing radius and 90° flanged outlet for side outlet applications allow for greater installation flexibility. The multi-positional valves can be mounted in any position except upside down.

	Part Number	Factory Part Number	Description	Capacity	Electrical Rating	Inlet Size	Outlet Size	Pressure Regulation	Comments
	722-051	7222DER	Hot Surface and Direct Spark Low Capacity Dual Gas Valve	170,000 BTU	24V AC @ 0.4 Amps	1/2"	1/2"	Uni-Kit	Straight-thru
	722-053	7222DERC	Convertible pressure regulator Dual Gas Valve	170,000 BTU	24V AC @ 0.4 Amps	1/2"	1/2"	3.5" WC Natural Gas 10.0" WC LP Gas	Straight-thru
	722-079	2000IPERHC	Universal Low Capacity Dual Gas Valve	170,000 BTU	24V AC @ 0.4 Amps	1/2"	1/2"	Uni-Kit	Straight-thru



HEATING



Robertshaw®

RA® R110R
only












1 Year
Limited
Warranty

GAS VALVES

110 Series Water Heating Gas Valves

Designed as universal replacements in residential, commercial and recreational vehicle water heater applications, Robertshaw® 110 Series Water Heating Gas Valves feature a wide variety of inlet sizes, outlet sizes, regulator settings, shank lengths and BTU capacities. A built-in, non-cycling Energy Cut-Off (ECO) system shuts off gas in case of excessive water temperature.

WARNING: This product can expose you to chemicals including lead, known to the State of California to cause cancer and birth defects, or other reproductive harm. For more information, go to www.P65Warnings.ca.gov.












	Part Number	Factory Part Number	Description	Inlet Size	Outlet Size	Pressure Regulation	Shank Length	Flow Setting	Temperature	Comments
	66705	NA	LPG pilot, 6CH14-10	NA	NA	NA	NA	NA	NA	Type 6 housing, type 6 support, 3-way flame type B Engineered for 110 series water heating gas valves accessory
	110-202	220RTSP	Water Heater Thermostat Uni-Kit	1/2" Pipe	1/2" Inverted Flare	4.0" WC Natural Gas	1-3/8"	45,000 BTU	160°F (71°C)	
	110-203	R110R-CTSPC	Water Heater Thermostat Uni-Kit	1/2" Pipe	1/2" Inverted Flare	Convertible LP/natural regulator; for mobile home use only	1-1/4"	45,000 BTU	160°F (71°C)	
	110-204	R110R-CTSPC	Water Heater Thermostat Uni-Kit	1/2" Pipe	1/2" Inverted Flare	Convertible LP/natural regulator; for mobile home use only	1-3/8"	31,000 BTU	160°F (71°C)	
	110-206	R110R-TSP	Water Heater Thermostat Uni-Kit	1/2" Pipe	1/2" Inverted Flare	3.5" WC Natural Gas	2-3/8"	38,000 BTU	160°F (71°C)	
	110-262	220RLPTSP	Water Heater Thermostat Uni-Kit	1/2" Pipe	1/2" Inverted Flare (Right Hand Threads)	9" WC to 12" WC LP Gas	1-3/8"	38,000 BTU	160°F (71°C)	
	110-265	220RLPTSP	Water Heater Thermostat Uni-Kit	1/2" Pipe	1/2" Inverted Flare (left hand threads)	9" WC to 12" WC LP Gas	1-3/8"	38,000 BTU	160°F (71°C)	
	110-280	220RLPTS8P	Water Heater Thermostat Uni-Kit	1/2" Pipe	1/2" Inverted Flare (right hand threads)	9" WC to 12" WC LP Gas	1-1/2"	70,000 BTU	180°F	For commercial applications only, DO NOT use on a domestic application
	110-285	220RLPTS8P	Water Heater Thermostat Uni-Kit	NA	1/2" Inverted Flare (left hand threads)	9" WC to 12" WC LP Gas	1-1/2"	70,000 BTU	180°F	For commercial applications only - DO NOT use on a domestic application. No 3/8" NPT reducer bushing is available with left hand thread



HEATING



110 Series Water Heating Gas Valves – *Continued*

	Part Number	Factory Part Number	Description	Inlet Size	Outlet Size	Pressure Regulation	Shank Length	Flow Setting	Temperature	Comments
	110-326	R110RTS	Water Heater Thermostat Uni-Kit	1/2" Pipe	1/2" Inverted Flare	3.5" WC Natural Gas	1-3/8"	45,000 BTU	160°F (71°C)	
	110-353	R110RTS8P	Water Heater Thermostat Uni-Kit	1/2" Pipe	1/2" Inverted Flare	3.5" WC Natural Gas	1-1/2"	60,000 BTU	180°F (82°C)	Includes 3/8" NPT Reducer Bushing
	110-501	R103RVTSLPPA	Water Heater Thermostat Uni-Kit	3/8" Inverted Flare	3/8" Pipe	11" WC LP Gas	1-5/8"	10,000 BTU	160°F (71°C)	
	110-503	R103RVTSLPPA	Water Heater Thermostat Uni-Kit	1/2" Pipe	3/8" Pipe	11" WC LP Gas	1-1/4"	10,000 BTU	160°F (71°C)	Includes 3/8" NPT Reducer Bushing
	110-504	R103RVTSLPPA	Water Heater Thermostat Uni-Kit	3/8" Inverted Flare	3/8" Inverted Flare	11" WC LP Gas	1-1/4"	10,000 BTU	160°F (71°C)	
	110-507	R103RVTSLP	Water Heater Thermostat Uni-Kit	3/8" Inverted Flare	3/8" Inverted Flare	11" WC LP Gas	1-3/8"	10,000 BTU	160°F (71°C)	Has pilot adjustment key
	110-508	R103RVTSLPPA	Water Heater Thermostat Uni-Kit	3/8" Pipe	3/8" Pipe	11" WC LP Gas	1-1/2"	10,000 BTU	160°F (71°C)	
	110-509	R103RVTSLP	Water Heater Thermostat Uni-Kit	3/8" Inverted Flare	3/8" Inverted Flare	11" WC LP Gas	1-3/8"	10,000 BTU	160°F (71°C)	Special pointer style knob for limited clearance applications. Has pilot adjustment key
	110-510	R103RVTSLP	Water Heater Thermostat Uni-Kit	3/8" Pipe	3/8" Inverted Flare	11" WC LP Gas	1-3/8"	10,000 BTU	NA	Replaces Suburban #161101
	110-C309 *	R110RP	Water Heater Thermostat Uni-Kit	1/2" Pipe	1/2" Inverted Flare	3.5" WC Natural Gas	1-1/2"	35,000 BTU	160°F (71°C)	
	110-C319 *	R110RP-LP	Water Heater Thermostat Uni-Kit	1/2" Pipe	1/2" Inverted Flare	10.0" WC LP Gas	1-1/2"	35,000 BTU	160°F (71°C)	

*For sale only in Canada



HEATING



Robertshaw®

RoHS






1 Year Limited Warranty

ELECTRIC THERMOSTATS

5600 Series Electric Water Heating Thermostats

Direct replacements for residential and commercial water heater thermostats, the 5600 Series combines an automatic cycling thermostat and high limit control (manual reset) in a 3-3/4 in. long housing that attaches firmly. They feature snap action operation and fast and easy wiring.

Part Number	Description	Application	Electrical Rating	Switch	Temperature Range	Differential	Agency Rating
 5600-310	Electric Water Heating Thermostat	Single	Thermostat Control: 30 Amps @ 120-250V AC, 22 Amps @ 277V AC, 12.5 Amps @ 480V AC 120VA Pilot Duty @ 120-480V AC Hi-Limit Control (Manual Reset Portion): 40 Amps @ 277V AC 25, Amps @ 480V AC, 125 VA Pilot Duty @ 120-480V AC Wattage Input: 3600W @ 120V AC, 7200W @ 240V AC	SPST/DPST High Limit	120°F to 160°F ± 5°F, LIMIT 190°F ± 5°F	7°F to 17°F	UL: E47244 CSA: LR57161
 5600-311	Electric Water Heating Thermostat	Upper	Thermostat Control: 30 Amps @ 120-250V AC, 22 Amps @ 277V AC, 12.5 Amps @ 480V AC, 120VA Pilot Duty @ 120-480V AC Hi-Limit Control (Manual Reset Portion): 40 Amps @ 277V AC 25 Amps @ 480V AC, 125 VA Pilot Duty @ 120-480V AC Wattage Input: 3600W @ 120V AC, 7200W @ 240V AC	SPST/DPST High Limit	120°F to 160°F ± 5°F, LIMIT 190°F ± 5°F	17°F to 27°F	UL: E47244 CSA: LR57161
 5600-411	Electric Water Heating Thermostat	Lower	Thermostat Control: 30 Amps @ 120-250V AC, 22 Amps @ 277V AC, 12.5 Amps @ 480V AC, 120VA Pilot Duty @ 120-480V AC Hi-Limit Control (Manual Reset Portion): 40 Amps @ 277V AC 25 Amps @ 480V AC 125 VA Pilot Duty @ 120-480V AC Wattage Input: 3600W @ 120V AC 7200W @ 240V AC	SPST	120°F to 160°F ± 5°F	7°F to 17°F	UL: E47244 CSA: LR57161



Robertshaw®

ELECTRIC THERMOSTATS

WH9 Series Electric Thermostats

Robertshaw® WH9 Series Electric Thermostats precisely indicate water temperature in water tanks heated by boilers (i.e., electric heaters) or solar power. They are installed next to the water tank's metal wall and equipped with a bimetallic strip that is triggerred in case of overheating.

1 Year Limited Warranty

Part Number	Description	Temperature Range	Reset
WH9*	Bimetallic contact thermostat	43°C to 66°C	No Reset
WH9WL6*	Bimetallic contact thermostat	43°C to 66°C	With Reset

* For sale in South America only

Robertshaw®




1 Year Limited Warranty

HEATING KITS

Robertshaw® offers a wide range of kits for various heating system installation and maintenance applications. Look to Robertshaw—a trusted name in heating controls for more than 100 years—to serve all your heating needs.

710-296 Millivolt Heating Kit

Part Number	Description	Pilot	Thermostat	Gas Valve
 710-296	Millivolt Heating Kit	1820-009 Pilot Kit	Braeburn 505 Megawatch Mechanical Thermostat	710-502 Low Profile

For Our Complete Cross Reference Visit www.robertshaw.com



HEATING











Robertshaw®



1 Year
Limited
Warranty

HEATING KITS

712 Series Intermittent Pilot Ignition System Kits

	Part Number	Description	Capacity	Inlet Size	Outlet Size	Model	Pressure Regulation	Gas Valve	Restart
	712-005	Intermittent Pilot Ignition System Kit	170,000 BTU	1/2"	1/2"	Lockout - Lockout timing is 90 seconds	3.5" Natural Gas	722-079	3 Try Lockout
	712-006	Intermittent Pilot Ignition System Kit	350,000 BTU	3/4"	3/4"	Lockout - Lockout timing is 90 seconds	3.5" Natural Gas	700-056	3 Try Lockout
	712-008	Intermittent Pilot Ignition System Kit	150,000 BTU	1/2"	3/4"	Lockout - Lockout timing is 90 seconds	Uni-Kit® Natural Gas	720-070	3 Try Lockout
	712-009	Intermittent Pilot Ignition System Kit	720,000 BTU	1"	1"	Lockout - Lockout timing is 90 seconds	3.5" Natural Gas	700-059	3 Try Lockout
	712-015	Intermittent Pilot Ignition System Kit	150,000 BTU	1/2"	3/4"	Nonlockout - Caution: Do not use on LP Gas Applications	NA	720-072	NA
	712-016	Intermittent Pilot Ignition System Kit	350,000 BTU	3/4"	3/4"	Nonlockout - Caution: Do not use on LP Gas Applications	3.5" Natural Gas	700-056	Non-lockout
	712-017*	Intermittent Pilot Ignition System Kit	200,000 BTU	1/2"	3/4"	Nonlockout - Caution: Do not use on LP Gas Applications	NA	720-070	Non-lockout
	712-019	Intermittent Pilot Ignition System Kit	720,000 BTU	1"	1"	Nonlockout - Caution: Do not use on LP Gas Applications	NA	700-059	Non-lockout




*Cross Reference to Honeywell - Y8610U4001, Y8610U6006



HEATING



712 Series Intermittent Pilot Ignition System Kits – *Continued*



	Part Number	Description	Capacity	Inlet Size	Outlet Size	Model	Pressure Regulation	Gas Valve	Restart
	712-020	Intermittent Pilot Ignition System Kit	350,000 BTU	3/4"	3/4"	712 Series dual pilot models	3.5" Natural Gas	700-056	Non-lockout
	712-022	Intermittent Pilot Ignition System Kit	170,000 BTU	1/2"	1/2"	Nonlockout - Caution: Do not use on LP Gas Applications	Uni-Kit® Natural Gas	722-079	Non-lockout
	712-029	Intermittent Pilot Ignition System Kit	720,000 BTU	1"	1"	712 Series dual pilot models	3.5" Natural Gas	700-059	Non-lockout

Robertshaw

1 Year
Limited
Warranty

HEATING KITS

785 Series Automatic Pilot Relight Kits

	Part Number	Description	Electrical Rating	Electrode Assembly	Temperature Range	High Voltage Cable	Spark Gap	High Voltage Output
	785-001	Pilot Relight Kit	24/120V AC, 0.1 Amps	10-395	-40°F to 185°F	1751-726	1/8"	15kV
	785-002	Pilot Relight Kit	9V DC	10-395	-40°F to 185°F	NA	1/8"	15kV



HEATING












Robertshaw®

1 Year
Limited
Warranty

REGULATOR KITS

1751 Series Pressure Regulators

Robertshaw® 1751 Series Add-on Pressure Regulator Kits have all the parts required to easily convert OEM gas valves from natural gas to propane. They suit 7000, 7010, 7100, 7200 and 7222 factory model types. They are not for use with hydraulic models that cannot be field converted.




Part Number	Description	Adjustable WC Pressure Low/High	Regulator Type	Comments
	1751-003 Add-On Pressure Regulator Kit	3" / 7"	3.5" WC Natural Gas	Except hydraulic models which cannot be field converted. Used with 700 Series and 710 Series
	1751-004 Add-On Pressure Regulator Kit	3.5" / 11.0"	3.5" WC Natural Gas & 11.0" WC LP Gas	Except hydraulic models which cannot be field converted. Used with 700 Series and 710 Series
	1751-005 Add-On Pressure Regulator Kit	1.7" / 3.5"	Hi-Low Adjustable Output	Except hydraulic models which cannot be field converted. Used with 700 Series and 710 Series
	1751-007 Add-On Pressure Regulator Kit	Non-Regulated	Regulator Cover Plate	Except hydraulic models which cannot be field converted. Used with 700 Series and 710 Series
	1751-013 Add-On Pressure Regulator Kit	8" / 12"	11.0" WC LP Gas	Except hydraulic models which cannot be field converted. Used with 700 Series and 710 Series
	1751-016 Add-On Pressure Regulator Kit	8" / 12"	11.0" WC LP Gas	Except hydraulic models which cannot be field converted. Used with 700 Series and 710 Series
	1751-018 Add-On Pressure Regulator Kit	3" / 7"	3.5" WC Natural Gas	Used with 700 Series and 710 Series
	1751-019 Add-On Pressure Regulator Kit	8" / 12"	11.0" WC LP Gas	Used with 700 Series and 710 Series
	1751-020 Add-On Pressure Regulator Kit	8" / 12"	10.0" LP Gas	Except hydraulic models which cannot be field converted. Used with 700 Series and 710 Series



HEATING



1751 Series Pressure Regulators – Continued

	Part Number	Description	Adjustable WC Pressure Low/High	Regulator Type	Comments
	1751-021	Add-On Pressure Regulator Kit	2.7" / 11"	Hi-Low Adjustable Output LP Gas	Except hydraulic models which cannot be field converted
	1751-024	Add-On Pressure Regulator Kit	3" / 6"	3.5" WC Natural Gas	Convert LP Gas to Natural Gas
	1751-025	Add-On Pressure Regulator Kit	8" / 12"	11.0" LP Gas	Convert Natural Gas to LP Gas





Robertshaw®

1 Year
Limited
Warranty

WIRING HARNESSES

1751 Series Wiring Harnesses

Among our heating solutions, Robertshaw® offers a wide array of Wiring Harnesses for Flame Rectification Ignition Units. Choose the solution that's right for your specific application.

	Part Number	Application	Description	Comments
	1751-714	Wiring Harnesses - Flame Rectification Ignition Units	Ignition and sensor. 2-wire harness (24") for flame rectification system. Used with "J" Bracket 1751-715 and ignition control units SP715, SP735, SP735P and SP745	
	1751-718	Wiring Harnesses - Flame Rectification Ignition Units	Replacement wiring harness (6-wire) for flame rectification system. Used with ignition control units SP715, SP735, SP735P and SP745	Will also replace early production 5-wire harnesses
	1751-719	Wiring Harnesses - Flame Rectification Ignition Units	2C sensor/ignitor adaptor kit with 30" leads. Adapts O.E.M. pilot applications that had obsolete ignition control units and are being upgraded to flame rectification	Must be used with appropriate 780 Series ignition unit
	1751-721	Wiring Harnesses - Flame Rectification Ignition Units	Ignition and sensor. 2-wire harness (48") for flame rectification system. Used with "J" Bracket 1751-715 and ignition control units SP715, SP735 and SP745	



HEATING



Robertshaw



1 Year
Limited
Warranty

IGNITION CONTROLS

780 Series Ignition Controls

Robertshaw® 780 Series Ignition Controls reduce truck stock inventory, saving space and money. Ignition applications include gas, intermittent pilot and direct spark. Lockout versions shut off all gas to the furnace if pilot ignition fails after a set time period.

Part Number	Description	Electrical Rating	Spark Rate	Temperature Range	Control Voltage	Maximum Total Current Load	Thermostat Anticipator Setting	Flame Failure Re-Ignition Time	Flame Sensor Current	Transformer
780-001	Gas Ignition Control - Nonlockout	24V AC, 50/60 Hz	3 to 4 per second	-40°F to 175°F	24V AC 50/60 Hz	1.5 Amps	0.7 Amps	0.8 seconds	0.7 mA DC @ 25°C	24V AC, 20VA
780-002	24V Intermittent Pilot Ignition Uni-Kit-Lockout	24V AC, 50/60 Hz	3 to 4 per second	-40°F to 175°F	24V AC 50/60 Hz	1.5 Amps	0.7 Amps	0.8 seconds	0.7 mA DC @ 25°C	24V AC, 20VA
780-003	24V Intermittent Pilot Ignition Uni-Kit-Lockout with Pre-Purge	24V AC, 50/60 Hz	3-4 per second	-40°F to 175°F	50/60 Hz	1.5 Amps	0.7 Amps	0.8 seconds	0.7 mA DC @ 25°C	24V AC, 20VA



Part Number	Description	Electrical Rating	Type	Ignition Attempts Before Lockout	Valve Trial Time
780-501	Direct Spark Ignition Control	24V AC	Pre-Purge, Remote, Enclosed, 1/4 Q.C.	3	7 seconds
780-502	Direct Spark Ignition Control	24 VAC	Non-Pre-Purge, Enclosed	1	4 seconds
780-503	Direct Spark Ignition Control	24V AC	Pre-Purge, Remote, Enclosed, 1/4 Q.C.	1	4 seconds
780-504	Direct Spark Ignition Control	24V AC	Non-Pre-Purge, Local, Enclosed, 1/4 Q.C.	3	7 seconds
780-511	Direct Spark Ignition Control	24V AC	Pre-Purge, Remote, Enclosed, 1/4 Q.C.	3	7 seconds



Part Number	Description	Electrical Rating	Spark Rate	Temperature Range	Control Voltage	Maximum Total Current Load	Thermostat Anticipator Setting	Flame Failure Re-Ignition Time	Safety Lockout Timing	Flame Sensor Current	Transformer
-------------	-------------	-------------------	------------	-------------------	-----------------	----------------------------	--------------------------------	--------------------------------	-----------------------	----------------------	-------------



780-704	Intermittent Pilot Ignition Control, Lockout	24V AC	3-4 per second	-40°F to 175°F	50/60 Hz	1.5 Amps	0.7 Amps	0.8 seconds	NA	0.7 mA DC @ 25°C	24V AC, 20VA
---------	--	--------	----------------	----------------	----------	----------	----------	-------------	----	------------------	--------------



780-705	Intermittent Pilot Ignition Control, Non-Lockout	24V AC	3-4 per second	-40°F to 175°F	50/60 Hz	1.5 Amps	0.7 Amps	0.8 seconds	NA	0.7mA DC @ 25°C	24V AC, 20VA
---------	--	--------	----------------	----------------	----------	----------	----------	-------------	----	-----------------	--------------



780-715	Intermittent Pilot Ignition Control, Nonlockout	24V AC	3-4 per second	-40°F to 175°F	50/60 Hz	1.5 Amps	0.7 Amps	0.8 seconds	NA	0.7mA DC @ 25°C	24V AC, 20VA
---------	---	--------	----------------	----------------	----------	----------	----------	-------------	----	-----------------	--------------



780-735	Intermittent Pilot Ignition Control, Lockout	24V AC	3-4 per second	-40°F to 175°F	50/60 Hz	1.5 Amps	0.7 Amps	0.8 seconds	NA	0.7 mA DC @ 25°C	24V AC, 20VA
---------	--	--------	----------------	----------------	----------	----------	----------	-------------	----	------------------	--------------



780-746	Intermittent Pilot Ignition Control, Lockout	24V AC	3-4 per second	-40°F to 175°F	50/60 Hz	1.5 Amps	0.7 Amps	0.8 seconds	NA	0.7 mA DC @ 25°C	24V AC, 20VA
---------	--	--------	----------------	----------------	----------	----------	----------	-------------	----	------------------	--------------



HEATING



780 Series Ignition Controls – Continued

Part Number	Description	Electrical Rating	Flame Sense Method	Temperature Range	Control Voltage	Pre-Purge	Thermostat Anticipator Setting	Ignition Attempts Before Lockout	Valve Trial Time	Maximum Ignitor Current	Supply Voltage	Pre-Purge/ Ignitor Warm-Up Timer	Sensor Type
780-781	Ignition Control	120V AC, 208/240V AC, 277V AC, 1.5 Amps		-40°F to 176°F	120V AC 50/60 Hz	NA	0.1 Amps	NA	NA	5 Amps	NA	NA	NA
780-783	Ignition Control	1.5 Amps	Local	-40°F to 176°F	24V AC	Yes	0.1 Amps	3	8 seconds	5 Amps	120V AC	34 seconds	Local
780-785	Ignition Control	1.5 Amps	Local	-40°F to 176°F	24V AC	No	0.1 Amps	3	6 seconds	5 Amps	120V AC	34 seconds	Local
780-787	Ignition Control	1.5 Amps	Remote	-40°F to 176°F	24V AC	No	0.1 Amps	3	6 seconds	5 Amps	120V AC	34 seconds	Remote
780-790	Ignition Control	1.5 Amps	Local	-40°F to 176°F	24V AC	No	0.1 Amps	1	4 seconds	5 Amps	120V AC	17 seconds	Local



Part Number	Description	Spark Rate	Temperature Range	Control Voltage	Maximum Total Current Load	Thermostat Anticipator Setting	Flame Failure Re-Ignition Time	Safety Lockout Timing	Flame Sensor Current	Transformer
-------------	-------------	------------	-------------------	-----------------	----------------------------	--------------------------------	--------------------------------	-----------------------	----------------------	-------------



780-845	24V Intermittent Pilot Ignition Control	4 to 15 per second	-40°F to 175°F	24V AC 50/60 Hz	1.5 Amps	0.7 Amps	2 seconds	90 seconds	0.7 mA DC @ 25°C	24V AC, 20VA
---------	---	--------------------	----------------	-----------------	----------	----------	-----------	------------	------------------	--------------



RoHS



1 Year Limited Warranty

IGNITION CONTROLS 790 Series Ignition Controls

Robertshaw® 790 Series Ignition Controls provide safe and reliable operation, whether the ignition application is hot surface, direct spark or intermittent pilot. Trust Robertshaw, a leader in ignition controls for more than 100 years.

Part Number	Description	Electrical Rating	Temperature Range	Control Voltage	Type	Ignition Attempts Before Lockout	Gas Valve Relay Rating	Flame Sensor Current	Ignitor Relay Rating
790-015	RAM-H, Ignition Control	24V AC	-40°F to 175°F	NA	Pre-Purge, Remote	3	5.0 Amps	NA	10.0 Amps
790-017	RAM-H, Ignition Control	24V AC	-40°F to 175°F	NA	Non-Pre-Purge, Remote, Enclosed, 1/4 Q.C.	3	5.0 Amps	NA	10.0 Amps
790-325	Direct Spark Ignition Control	24V AC 50mA	-40°F to 175°F	50/60 Hz	Pre-Purge, Remote	3	5.0 Amps	NA	NA
790-400	Intermittent Pilot Ignition Control	120V AC 50mA	-40°F to 175°F	50/60 Hz	Non-Pre-Purge, Local, Enclosed, Molex	Infinite	5.0 Amps	0.7 mA	NA
790-500	Intermittent Pilot Ignition Control	24V AC 50 mA	-40°F to 175°F	50/60 Hz	Non-Pre-Purge, Local, Enclosed, Molex	Infinite	5.0 Amps	0.7 mA	NA
790-507	Intermittent Pilot Ignition Control	24V AC 50 mA	-40°F to 175°F	50/60 Hz	Non-Pre-Purge, Remote, Enclosed, 1/4 Q.C.	3	5.0 Amps	0.7 mA	NA



HEATING



FENWAL®

CS® **1** Year
Limited
Warranty

IGNITION CONTROLS

35 Series Ignition Controls

Fenwal® 35 Series Ignition Controls suit direct spark, intermittent pilot or hot surface ignition applications. All versions include on-board diagnostics with LED output for troubleshooting and to ensure safe and efficient burner operation.

Part Number	Description	Electrical Rating	Flame Sense Method	Connection Type	Control Voltage	Pre-Purge	Inter-Purge	Auto Reset	Hot Surface Ignitor	Ignitor - 120/240V AC	Trial for Ignition	Gas Valve Rating
35-605601-003	35-60 Series Direct Spark Ignition Control	24V AC 300 mA	Remote	Edge Connector	18-30V AC 50/60 Hz	0 seconds	0 seconds	Yes	NA	NA	7	2.0 Amps @ 24V AC
35-605601-005	35-60 Series Direct Spark Ignition Control	24V AC 300 mA	Remote	Edge Connector	18-30V AC 50/60 Hz	0 seconds	0 seconds	Yes	NA	NA	10	2.0 Amps @ 24V AC
35-605606-111	35-60 Series Direct Spark Ignition Control	24V AC 300 mA	Remote	Edge Connector	18-30V AC 50/60 Hz	15 seconds	15 seconds	Yes	NA	NA	4	2.0 Amps @ 24V AC
35-605606-223	35-60 Series Direct Spark Ignition Control	24V AC 300 mA	Remote	Edge Connector	18-30V AC 50/60 Hz	30 seconds	30 seconds	Yes	NA	NA	7	2.0 Amps @ 24V AC
Part Number	Description	Electrical Rating	Flame Sense Method	Connection Type	Control Voltage	Pre-Purge	Inter-Purge	Auto Reset	Hot Surface Ignitor	Ignitor - 120/240V AC	Trial for Ignition	Gas Valve Rating
35-605601-101	35-60 Series Direct Spark Ignition Control	24V AC 300 mA	Remote	Edge Connector	18-30V AC 50/60 Hz	15 seconds	0 seconds	Yes	NA	NA	4	2.0 Amps @ 24V AC
35-605912-553	35-60 Series Direct Spark Ignition Control	24V AC 300 mA	Local	Edge Connector	18-30V AC 50/60 Hz	5 seconds	5 seconds	Yes	NA	NA	7	2.0 Amps @ 24V AC
35-630501-001	35-63 Series Intermittent Pilot Ignition Control	24V AC 300 mA	Remote	Quick Connect Terminals	18-30V AC 50/60 Hz	0 seconds	0 seconds	No	NA	NA	15	2.0 Amps @ 24V AC
35-705601-001	35-70 Series Direct Spark Ignition Control	120V AC 350 mA	Remote	Quick Connect Terminals	102-138V AC 50/60 Hz	0 seconds	0 seconds	No	NA	NA	4	1.5 Amps @ 120V AC
Part Number	Description	Electrical Rating	Flame Sense Method	Connection Type	Control Voltage	Pre-Purge	Inter-Purge	Auto Reset	Hot Surface Ignitor	Ignitor - 120/240V AC	Trial for Ignition	Gas Valve Rating
35-652505-003	Hot Surface Ignition Control	24V AC, 120V AC (L1 and L2 only), 240V AC (L1 and L2 only) 300 mA	Local / Remote	Edge Connector	18-30V AC 50/60 Hz	0 seconds	0 seconds	Yes	20 second Heat Up, 120/240V AC, 5 Amps Max	20 Sec. Heat Up	7	2.0 Amps @ 24V AC
35-655800-003	35-65 Series Hot Surface Ignition Control, 120/240	24V AC, 120V AC (L1 and L2 only), 240V AC (L1 and L2 only) 300 mA	Local / Remote	Edge Connector	18-30V AC 50/60 Hz	0 seconds	0 seconds	Yes	40 second Heat Up, 120/240V AC, 5 Amps Max	40 Sec. Heat Up	7	2.0 Amps @ 24V AC
35-655801-013	35-65 Series Hot Surface Ignition Control, 120/240	24V AC, 120V AC (L1 and L2 only), 240V AC (L1 and L2 only) 300 mA	Local / Remote	Edge Connector	18-30V AC 50/60 Hz	0 seconds	15 seconds	Yes	40 second Heat Up, 120/240V AC, 5 Amps Max	40 Sec. Heat Up	7	2.0 Amps @ 24V AC
35-704600-005	35-70 Series Direct Spark Ignition Control	120V AC 350 mA	Local	Quick Connect Terminals	102-138V AC 50/60 Hz	0 seconds	0 seconds	No	NA	NA	10	1.5 Amps @ 120V AC



HEATING



FENWAL®

 **1** Year
Limited
Warranty

IGNITION CONTROLS

05-29 Series Direct Spark Ignition Controls

The 05-29 Series is designed for 24V AC direct spark ignition controls and provide positive ignition of main burners when heat is required.



Part Number	Factory Part Number	Description	Electrical Rating	Flame Sense Method	Connection Type	Pre-Purge	Ignition Attempts Before Lockout	Comments
829-004	05-296466-257	05-29 Series 24 Volt Direct Spark Ignition	24V AC 50/60 Hz	Remote	Edge Connector	30 Seconds	3	Roberts Gordon P/N 904340-00
829-005	35-605606-115	05-29 Series 24 Volt Direct Spark Ignition	24V AC 50/60 Hz	Remote	Edge Connector	15 Seconds	3	
829-007	35-605605-115	05-29 Series 24 Volt Direct Spark Ignition	24V AC 50/60 Hz	Local	Edge Connector	15 Seconds	3	
829-012	35-605601-007	05-29 Series 24 Volt Direct Spark Ignition	24V AC 50/60 Hz	Remote	Edge Connector	0 seconds	1	

FENWAL®

 **1** Year
Limited
Warranty



IGNITION CONTROLS

05-30 Series Direct Spark Ignition Controls

Robertshaw® 05-30 Series Direct Spark Ignition Controls feature an edge connector, in-depth instructions for easy installation and a gray Noryl N-190 fire retardant plastic enclosure.

Part Number	Description	Electrical Rating	Flame Sense Method	Connection Type	Pre-Purge	Ignition Attempts Before Lockout
832-006	05-30 Series 12 VDC Direct Spark Ignition Control	9 to 15V DC	Local	Edge Connector	15 seconds	3



Robertshaw®

RoHS   **1** Year
Limited
Warranty

FAN CONTROLS

695 Series Electronic Fan Controls

Robertshaw 695 Series electronic blower motor controls are designed for use on heating and cooling equipment.

Part Number	Description	Temperature Range	Control Voltage	Input Voltage
695-200	Electronic Blower Control	-22° to 149°F	24V AC	120V AC

Robertshaw®

RoHS   **1** Year
Limited
Warranty

TRANSFORMERS

620 Series Transformers

NEMA and UL 1411 approved 620 Series Transformers have thermal fuse protection and come in styles from universal enclosed to single voltage open frame.



Part Number	Description	Rating (VA)	Primary Voltage	Primary Lead Length	Secondary Voltage	Agency Rating	Secondary Lead Length
620-202*	Plug-In Transformer	20VA	120V AC, 50/60 Hz	Plug-in	24V AC, 50/60 Hz	UL 1411	Screw terminals

*Cross Reference: Robertshaw - 620-202 = White-Rodgers - 5401A-1

For Our Complete Cross Reference Visit www.robertshaw.com



HEATING



620 Series Transformers – Continued

	Part Number	Description	Rating (VA)	Primary Voltage	Primary Lead Length	Secondary Voltage	Agency Rating	Secondary Lead Length
	620-205	Foot-Mounted Transformer	20VA	120V AC, 50/60 Hz	8" (203mm)	24V AC, 50/60 Hz	UL 1411	8" (203mm)
	620-402*	Universal Mounting - Foot, 4x4 Plate or Hub Mount Transformer	48VA (Combined total output of all 3 secondaries)	120/208/240V AC, 50/60 Hz	8" (203mm)	2.5/12/24V, 50/60 Hz or a combination of 2.5 & 24V, 50/60 Hz or 12 & 24V, 50/60 Hz	UL 1411	8" (203mm)
	620-403*	Universal Mounting - Foot, 4x4 Plate or Hub Mount Transformer	40VA	120V AC, 50/60 Hz	8" (203mm)	24V AC, 50/60 Hz	UL 1411	8" (203mm)
	620-404*	Universal Mounting - Foot, 4x4 Plate or Hub Mount Transformer	40VA	208/240V AC, 50/60 Hz	8" (203mm)	24V AC, 50/60 Hz	UL 1411	8" (203mm)
	620-405*	Foot-Mounted Transformer	40VA	120V AC, 50/60 Hz	8" (203mm)	24V AC, 50/60 Hz	UL 1411	8" (203mm)
	620-482*	Foot-Mounted Transformer	40VA	120/208/240V AC, 50/60 Hz	8" (203mm)	24V AC, 50/60 Hz	UL 1411	8" (203mm)
	620-501	Universal Mounting - Foot, 4x4 Plate or Hub Mount	50VA	120/208/240V AC, 50/60 Hz	8" (203mm)	28V AC, 50/60 Hz	UL 1411	Screw terminals
	620-502*	Universal Mounting - Foot, 4x4 Plate or Hub Mount Transformer	50VA	120/208/240V AC, 50/60 Hz	8" (203mm)	24V AC, 50/60 Hz	UL 1411	8" (203mm)
	620-503*	Universal Mounting - Foot, 4x4 Plate or Hub Mount Transformer	75VA	120/208/240/480V AC, 50/60 Hz	8" (203mm)	24V AC, 50/60 Hz	UL 1411	8" (203mm)

*Cross Reference: Robertshaw - 620-402 = Honeywell - AT150F1022, AT87A1106 and White-Rodgers - 90-T40M3; Robertshaw - 620-403 = Honeywell - AT72D1683 and White-Rodgers - 90-T40M1; Robertshaw - 620-404 = Honeywell - AT72D1691 and White-Rodgers - 90-T40M2; Robertshaw - 620-405 = Honeywell - AT40A1121 and White-Rodgers - 90-T40F1; Robertshaw - 620-482 = Honeywell - AT140B1214 and White-Rodgers - 90-T75C3; Robertshaw - 620-502 = Honeywell - AT140A1042 and White-Rodgers - 90-T50F3; Robertshaw - 620-503 = Honeywell - AT175A1008



HEATING



Robertshaw
IgnitorPro



3
Year
Limited
Warranty

IGNITORS

Universal Silicon Nitride Hot Surface Ignitors


Easy to install with all mounting brackets and hardware, IgnitorPro™ Universal Silicon Nitride ignitors replace more than 150 ignitors from leading OEMs. They minimize inventory, making them the perfect truck stock items. Round and flat blade designs are available.



41-802N



41-803



41-803N

Part Number	Description	Heating Element	Operating Voltage	Lead Length/ Wire Gauge	Lead Wire Temperature Rating	Connector Type	Additional Feature
41-802N	Universal Silicon Nitride Hot Surface Ignitor	Round	120V AC	2½" 18 AWG	392°F / 200°C	Stripped Ends, Universal Kit	Universal Mounting Brackets
41-803	Universal Silicon Nitride Hot Surface Ignitor	Flat	120V AC	15½" 18 AWG	392°F / 200°C	Stripped Ends	Universal Mounting Brackets
41-803N	Universal Silicon Nitride Hot Surface Ignitor	Flat	120V AC	15½" 18 AWG	392°F / 200°C	Stripped Ends, Universal Kit	Universal Mounting Brackets
41-804N	Universal Silicon Nitride Hot Surface Ignitor	Flat	120V AC	15" 18 AWG	482°F / 250°C	Direct Replacement with Receptacle Connector	N/A

Robertshaw

IGNITORS

41-400 Series Silicon Carbide Hot Surface Ignitors

With a wide selection, 41-400 Series Silicon Carbide Hot Surface Ignitors are a reliable option. Made of high-purity Crystar™ recrystallized silicon carbide and featuring 18-gauge nickel chrome lead wires enclosed in high-temperature fiberglass insulation, these ignitors feature high physical and thermal strength, and electrical stability.



3
Year
Limited
Warranty

	Part Number	Description	Operating Voltage	Ceramic Block Style	Wire Gauge	Lead Wire Length	Lead Wire Temperature Rating	Connector Type	Terminal Connector Type
	41-401	Silicon Carbide Hot Surface Ignitor	120V AC	A	18 AWG	5-1/2" (139.7 mm)	392°F / 200°C	Molex Internally Keyed Connector with .084 pins	A
	41-402	Silicon Carbide Hot Surface Ignitor	120V AC	B	18 AWG	19-1/8" (485.8 mm)	392°F / 200°C	Stripped Ends	None
	41-403	Silicon Carbide Hot Surface Ignitor	120V AC	C	18 AWG	5-1/4" (133.35 mm)	392°F / 200°C	Stripped Ends	None
	41-404	Silicon Carbide Hot Surface Ignitor	120V AC	C	18 AWG	4-1/2" (114mm)	392°F / 200°C	Receptacle with .093" Male Pins	D
	41-405	Silicon Carbide Hot Surface Ignitor	120V AC	D	18 AWG	5-1/4" (133.35 mm)	392°F / 200°C	Stripped Ends	None
	41-406	Silicon Carbide Hot Surface Ignitor	120V AC	E	18 AWG	11" (279.4 mm)	392°F / 200°C	Stripped Ends	None
	41-407	Silicon Carbide Hot Surface Ignitor	120V AC	C	18 AWG	4-1/2" (114mm)	392°F / 200°C	Molex Front Lock Connector with .092 Male Pins	B










For Our Complete Cross Reference Visit www.robertshaw.com



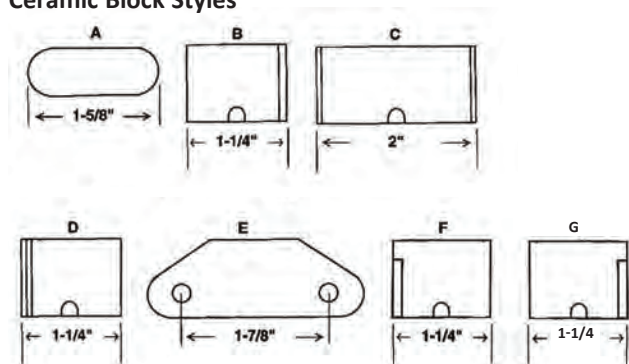
HEATING



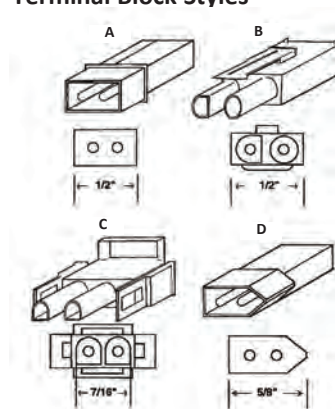
41-400 Series Silicon Carbide Hot Surface Ignitors – Continued

	Part Number	Description	Operating Voltage	Ceramic Block Style	Wire Gauge	Lead Wire Length	Lead Wire Temperature Rating	Connector Type	Terminal Connector Type
	41-408	Silicon Carbide Hot Surface Ignitor	120V AC	B	18 AWG	5-1/4" (133.35mm)	392°F / 200°C	Molex Internally Keyed Connector with .092 pins	C
	41-409	Silicon Carbide Hot Surface Ignitor	120V AC	C	18 AWG	5-1/4" (133.35mm)	392°F / 200°C	Receptacle with .093" Male Pins	D
	41-410	Silicon Carbide Hot Surface Ignitor	120V AC	B	18 AWG	5-1/4" (133.35mm)	392°F / 200°C	Molex Front Lock Connector	B
	41-411	Silicon Carbide Hot Surface Ignitor	120V AC	B	18 AWG	4-1/2" (114mm)	392°F / 200°C	Molex Front Lock Connector	C
	41-412	Silicon Carbide Hot Surface Ignitor	120V AC	F	18 AWG	5-1/4" (121mm)	392°F / 200°C	Receptacle with .093" Male Pins	D
	41-413	Silicon Carbide Hot Surface Ignitor	120V AC	2" (51mm) L x 1-3/8" (16mm) dia.	18 AWG	1-3/8" (16mm)	392°F / 200°C	1/4" Female QC Terminals	1/4" (6mm) Q.C.
	41-414	Silicon Carbide Hot Surface Ignitor	120V AC	F	18 AWG	5-1/4" (133mm)	392°F / 200°C	Receptacle with .093" Male Pins	D
	41-418	Silicon Carbide Hot Surface Ignitor	120V AC	B	18 AWG	5-1/4" (133mm)	392°F / 200°C	Molex Side Lock Connector	C
	41-419	Silicon Carbide Hot Surface Ignitor	120V AC	G	18 AWG	5" (127mm)	392°F / 200°C	Receptacle with .093" Male Pins	D

Ceramic Block Styles



Terminal Block Styles





HEATING



Robertshaw
ignitor Pro

IGNITORS

41-600 Series Silicon Nitride Hot Surface Mini-Ignitors

Offering dependable ignition in a small footprint, 41-600 Series Mini Silicon Nitride ignitors provide trouble-free operation. They're easy to handle and install and heat up in just 3 seconds.



	Part Number	Description	Operating Voltage	Ceramic Block Style	Wire Gauge	Lead Wire Length	Lead Wire Temperature Rating	Connector Type
	41-602	Silicon Nitride Mini-Ignitor	120V AC	None	18 AWG	5-1/8" (130.2 mm)	482°F / 250°C	Rectangular Receptacle with Jumper Harness
	41-603	Silicon Nitride Mini-Ignitor	120V AC	2.5" (63.5mm)	18 AWG	7-1/2" (190.5 mm)	482°F / 250°C	1-480699-0 Locking Connector Housing
	41-604	Silicon Nitride Mini-Ignitor	120V AC	4" (102mm)	18 AWG	6-1/8" (155.6 mm)	482°F / 250°C	1-480699-0 Locking Connector Housing
	41-605	Silicon Nitride Mini-Ignitor	120V AC	2.5" (63.5mm)	18 AWG	7-1/2" (190.5 mm)	392°F / 200°C	Stripped Ends


Robertshaw
ignitor Pro

IGNITORS

NEW OEM Direct Replacement Silicon Nitride Ignitors

Robertshaw® offers silicon nitride ignitors that are direct replacements for many leading OEM models. From universals to direct replacements, Robertshaw has your ignitor needs covered.



	Part Number	Description	Operating Voltage	Ceramic Insulator Type	Lead Wire Length	Lead Wire Temperature Rating	Connector Type
	41-426N	Silicon Nitride Furnace Ignitor Direct Replacement – Carrier®/Bryant®	120V AC	Round	8.27"	482°F / 250°C	A Carrier/Bryant LH33ZG001 Direct Replacement with Receptacle Connector
	41-427N	Silicon Nitride Furnace Ignitor Direct Replacement – Goodman®/Amana®	120V AC	Round	6.19"	482°F / 250°C	B Goodman/Amana 0130F00008S with Front Lock Connector
	41-428N	Furnace Ignitor Direct Replacement – Trane®	120V AC	Round	4.32"	482°F / 250°C	Special Trane IGN00152 with L Shaped Mounting Bracket and Molex 0019092029 Style Connector
	41-429N	Silicon Nitride Furnace Ignitor Direct Replacement – JCI York®	120V AC	Round	4.28"	482°F / 250°C	Special JCI York S-102545231000 Direct Replacement with 1-480699-0 Side Lock Connector Housing
	41-430N	Silicon Nitride Furnace Ignitor Direct Replacement – Lennox®/Allied™	120V AC	Round	12.69"	482°F / 250°C	C Lennox/Allied 70W16 Direct Replacement with Molex Side Lock Connector
	41-804N	Universal Kit Replaces Gas Furnace Silicon Nitride HSI's in OEM Production Since Early 2000s	120V AC	Round	15"	482°F / 250°C	A Carrier/Bryant LH33ZG001 Direct Replacement with Receptacle Connector

For Our Complete Cross Reference Visit www.robertshaw.com



HEATING



Robertshaw®





1 Year
Limited
Warranty

PILOTS

1800 Series Pilots

Robertshaw® 1800 Series Pilots are engineered for reliability. The 1810-100 Universal 2BLC Pilot Uni-Kit® is an aerated, constant burning pilot for main burner ignition with fittings for 1/4 in. tubing and an adaptor and fittings for 3/16 in. tubing. Each kit comes with a pre-installed natural gas orifice and a separate LP Gas orifice. The 1819-001 quick dropout pilot assembly is designed for mostly LP gas applications that need a quick safety magnet dropout when the pilot goes out.

	Part Number	Description	Electrodes	Two-Lead Thermopile	Lo-Mass (ODS) Thermocouple
	1810-100	Universal 2BLC Pilot Uni-Kit	NA	NA	NA
	1819-001	Quick Dropout Pilot	18" (457mm) leads	24" (610mm) leads	18" (457mm)





Robertshaw®

1 Year
Limited
Warranty

PILOTS

1820 Series Pilot Uni-Kits

Replace hard-to-find ITT-General PG9 type pilots with non-linting aerated 1820 Series Pilot Uni-Kits®, which include thermocouple or thermopile options, horizontal or vertical gas inlets, available spark electrodes, several available mounting bracket types and many flame pattern types. The pilots typically have a 1/4 in. tubing adaptor with a nut and ball sleeve.

	Part Number	Series Application	Flame Pattern	Lead Length	Includes	Comments
	1820-009	PG9 Replacement Pilot Uni-Kit	90° Right Hand	36"	1950-532 Thermopile & Orifices	Natural and LP Gas orifices included.
	1820-019	PG9 Replacement Pilot Uni-Kit	90° Left Hand	36" (914mm)	1950-532 Thermopile & Orifices	Natural and LP Gas orifices included
	1820-029	PG9 Replacement Pilot Uni-Kit	90° Right Hand	NA	Pilot Only	Natural and LP Gas orifices included
	1820-039	PG9 Replacement Pilot Uni-Kit	90° Left Hand	NA	Pilot Only	Natural and LP Gas orifices included



HEATING



Robertshaw®









1 Year
Limited
Warranty

PILOTS

1830-700 Series Pilot Uni-Kits

Options for replacements or retrofits, 1830-700 Series Pilot Uni-Kits® have an electrode permanently riveted to the pilot frame and a fixed 1/8 in. spark gap. Thermocouple or thermopile options, horizontal or vertical gas inlets and many flame pattern types are available.

WARNING: This product can expose you to chemicals including lead, which is known to the State of California to cause cancer and birth defects, or other reproductive harm. For more information, go to www.P65Warnings.ca.gov.











	Part Number	Factory Part Number	Description	Flame Pattern	Lead Length	Comments
	1830-702	2S-2	Pilot Electrode Uni-Kit	Standard	13"	
	1830-703	2SL-2	Pilot Electrode Uni-Kit	25° Left	16"	
	1830-704	2SR-2	Pilot Electrode Uni-Kit	25° Right	30"	
	1830-705	2S-6	Pilot Electrode Uni-Kit	Standard	24"	
	1830-706	2SR-6ER	Pilot Electrode Uni-Kit	25° Right	24"	
	1830-707	2SL-6EL	Pilot Electrode Uni-Kit	25° Left	48"	
	1830-708	3S-10	Pilot Electrode Uni-Kit	180°	24"	
	1830-709	3S-1F	Pilot Electrode Uni-Kit	180°	13"	



HEATING



1830-700 Series Pilot Uni-Kits – *Continued*



	Part Number	Factory Part Number	Description	Flame Pattern	Lead Length	Comments
	1830-711	4S-6EL	Pilot Electrode Uni-Kit	3-Way	13"	
	1830-712	6S30-6	Pilot Electrode Uni-Kit	3-Way	18"	
	1830-716	5SHL-1	Pilot Electrode Uni-Kit	90° Left	24"	Piezo Receptacle fits .093 diameter pin terminal
	1830-717	6S14-2ER	Pilot Electrode Uni-Kit	3-Way	24"	
	1830-718	2S-60	Pilot Electrode Uni-Kit	Standard	24"	
	1830-721	2SHL-1	Pilot Electrode Uni-Kit	25° Left	24"	
	1830-722	5SL-6	Pilot Electrode Uni-Kit	90° Left	48"	Piezo Receptacle fits .093 diameter pin terminal
	1830-726	2S-2ER	Pilot Electrode Uni-Kit	Standard	36"	
	1830-732	3S2-2	Pilot Electrode Uni-Kit	Standard	13"	
	1830-733	2SL-60	Pilot Electrode Uni-Kit	25° Left	24"	




HEATING



1830-700 Series Pilot Uni-Kits – Continued

	Part Number	Factory Part Number	Description	Flame Pattern	Lead Length	Comments
	1830-734	5SL-2ER	Pilot Electrode Uni-Kit	Left	36"	
	1830-740	3SL-2	Pilot Electrode Uni-Kit	Left	42"	



Robertshaw®

CSA[®] US 1 Year Limited Warranty

PILOTS

1830 Series Electronic Pilot Burner with Safety Switch

The only CSA listed aftermarket pilots and key replacement parts for more than 1,700 Carrier, Payne and Bryant and Daynight (BPD) furnace models, Robertshaw® 1830 Series Pilot Burner Safety Switches automatically detect the absence of a flame and shut off gas flow to prevent an unsafe condition. They feature a differential expansion pilot with a 3-lead SPDT switch for hot surface or spark ignition and a flame sensing, heat activated relay.

Part Number	Description	Application	Dimensions	Electrical Rating	Orifice Size	Inlet Pressure	Input Rating
1830-620	Electronic Pilot Burner with Safety Switch	Furnaces	4.7"L x 3"W x .7"H	30V AC, 60 Hz, 1 Amp	0.017	7.0" W.C.	950 BTU/Hr
1830-620K	Electronic Pilot Burner with Safety Switch, Includes the 10-680 Spark Ignitor	Furnaces	4.7"L x 3"W x .7"H	30V AC, 60 Hz, 1 Amp	0.017	7.0" W.C.	950 BTU/Hr

*Cross Reference: Robertshaw - 1830-620 = Carrier LH6805333, LH68005

Robertshaw®




1 Year Limited Warranty

PILOTS

1830 Series Pilot Uni-Kits

Designed for use with all Robertshaw® and most competitors' thermocouple models, 1830 Series Pilot Uni-Kits® suit residential and commercial standing pilot furnaces and feature horizontal or vertical gas inlets, available spark electrodes, several types of mounting brackets and flame patterns. An adaptor converts a threaded thermocouple/thermopile model 2CH to a snap-in thermocouple type, model 2C.

WARNING: This product can expose you to chemicals including lead, which is known to the State of California to cause cancer and birth defects, or other reproductive harm. For more information, go to www.P65Warnings.ca.gov.











	Part Number	Factory Part Number	Description	Flame Pattern	Hood Type	Mounting Bracket	Includes	Comments
	1830-001	2CH-6	2CH & 2C Incinerator-Target Pilot Uni-Kit	Standard	2	6	Orifices	Natural Gas and LP Gas
	1830-002	5CHL-6	2CH & 2C Incinerator-Target Pilot Uni-Kit	90° Left Hand	5	6	Orifices	Natural Gas and LP Gas
	1830-003	5CH-6	2CH & 2C Incinerator-Target Pilot Uni-Kit	90° Right Hand	5	6	Orifices	Natural Gas and LP Gas



HEATING



1830 Series Pilot Uni-Kits – Continued












	Part Number	Factory Part Number	Description	Flame Pattern	Hood Type	Mounting Bracket	Includes	Comments
	1830-004	2CHL-6	2CH & 2C Incinerator-Target Pilot Uni-Kit	25° Left Hand	2	6	Orifices	Natural Gas and LP Gas
	1830-005	4CH-6	2CH & 2C Incinerator-Target Pilot Uni-Kit	3-Way	4	6	Orifices	Natural Gas and LP Gas
	1830-007	3CHL-2	2CH & 2C Incinerator-Target Pilot Uni-Kit	Left Hand	3	2	Orifices	Natural Gas and LP Gas
	1830-010	3CH-6	2CH & 2C Incinerator-Target Pilot Uni-Kit	180°	3	6	Orifices	Natural Gas and LP Gas
	1830-015	3CH-4	2CH & 2C Incinerator-Target Pilot Uni-Kit	Standard	3	4	Orifices	Natural Gas and LP Gas
	1830-018	3C-1	2CH & 2C Incinerator-Target Pilot Uni-Kit	Standard	3	1	Orifices	Natural Gas and LP Gas
	1830-019	6CH14-2	2CH & 2C Incinerator-Target Pilot Uni-Kit	3-Way	6	2	Orifices	Natural Gas and LP Gas
	1830-110	2CH-1	2CH & 2C Incinerator-Target Pilot Uni-Kit	Standard	2	1	Orifices	Natural Gas and LP Gas
	1830-111	2CHL-1	2CH & 2C Incinerator-Target Pilot Uni-Kit	25° Left Hand	2	1	Orifices	Natural Gas and LP Gas
	1830-112	2CHR-1	2CH & 2C Incinerator-Target Pilot Uni-Kit	25° Right Hand	2	1	Orifices	Natural Gas and LP Gas
	1830-113	3CHA-1	2CH & 2C Incinerator-Target Pilot Uni-Kit	180°	3	1	Orifices	Natural Gas and LP Gas



HEATING



1830 Series Pilot Uni-Kits – *Continued*


	Part Number	Factory Part Number	Description	Flame Pattern	Hood Type	Mounting Bracket	Includes	Comments
	1830-115	2CH-10	2CH & 2C Incinerator-Target Pilot Uni-Kit	Standard	2	10	Orifices	Natural Gas and LP Gas, 3/16" tubing
	1830-210	2CH-2	2CH & 2C Incinerator-Target Pilot Uni-Kit	Standard	2	2	Orifices	Natural Gas and LP Gas
	1830-211	2CHL-2	2CH & 2C Incinerator-Target Pilot Uni-Kit	25° Left Hand	2	2	Orifices	Natural Gas and LP Gas
	1830-212	2CHR-2	2CH & 2C Incinerator-Target Pilot Uni-Kit	25° Right Hand	2	2	Orifices	Natural Gas and LP Gas
	1830-213	4CHA-2	2CH & 2C Incinerator-Target Pilot Uni-Kit	3-Way	4	2	Orifices	Natural Gas and LP Gas
	1830-312	2CHR-3	2CH & 2C Incinerator-Target Pilot Uni-Kit	25° Right Hand	2	3	Orifices	Natural Gas and LP Gas
	1830-489	6CH14-6	2CH & 2C Incinerator-Target Pilot Uni-Kit	3-Way	6	6	Orifices	Natural Gas and LP Gas
	1830-490	6CH24-6	2CH & 2C Incinerator-Target Pilot Uni-Kit	3-Way	6	6	Orifices	Natural Gas and LP Gas
	1830-491	6CH14-10	2CH & 2C Incinerator-Target Pilot Uni-Kit	3-Way	6	6	Orifices	Natural Gas and LP Gas
	1830-501	2CHL-10	2CH & 2C Incinerator-Target Pilot Uni-Kit	25° Left Hand	2	10	Orifices	Natural Gas and LP Gas
	1830-502	3CH-10	2CH & 2C Incinerator-Target Pilot Uni-Kit	Standard	3	10	Orifices	Natural Gas and LP Gas



HEATING



1830 Series Pilot Uni-Kits – Continued

	Part Number	Factory Part Number	Description	Flame Pattern	Hood Type	Mounting Bracket	Includes	Comments
	1830-601	2C-2	2CH & 2C Incinerator-Target Pilot Uni-Kit	Standard	2	2	Orifices	Natural Gas and LP Gas, Hood reversed - points away from thermocouple

Product Drawings

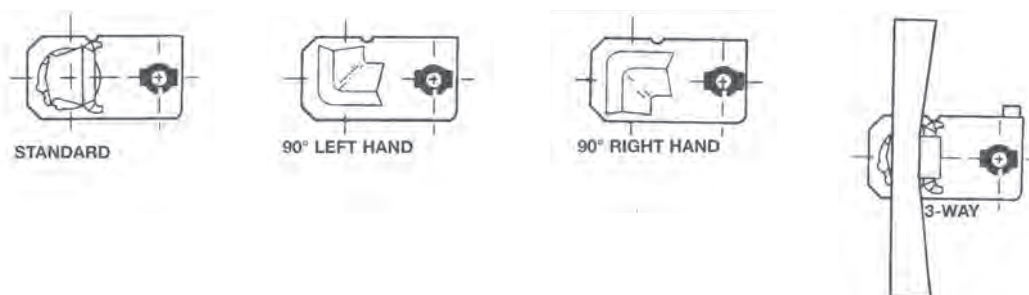
Hood Type



Mounting Bracket Type



Flame Pattern Type





HEATING



Robertshaw®






1 Year
Limited
Warranty

PILOTS

Universal Pilot Mounting Ignitor Sensors

Quick replacement parts, Universal Pilot Mounting Ignitor Sensors are primarily used with the Robertshaw® 712 Series intermittent pilot ignition Uni-Kit®.

	Part Number	Description	Lead Length	Comments
	1751-715	J Bracket combination electrode/sensor assembly. Provides universal adaptability to thermocouple-type pilots	NA	Used with ignition control units SP715 & SP735 flame rectification systems in retrofit applications
	1751-729	Universal Pilot Mounting Ignitor Sensor	24"	Includes all necessary mounting hardware
	1751-749	Universal Pilot Mounting Ignitor Sensor	72"	Includes all necessary mounting hardware



Robertshaw®

THERMOCOUPLES

1900 Series Thermocouples

The industry leader for gas heating thermocouples, Robertshaw® offers the T-46 1900 Series, which have an attached threaded nut and included tinnerman clip. They feature combined copper and nickel alloys for electrical conductivity.

WARNING: This product can expose you to chemicals including lead, which is known to the State of California to cause cancer and birth defects, or other reproductive harm. For more information, go to www.P65Warnings.ca.gov.

1 Year
Limited
Warranty

Part Number	Description	Lead Length
1900-024	25 to 30 Millivolt Thermocouple	24" (60cm)
1900-030	25 to 30 Millivolt Thermocouple	30" (76cm)
1900-036	25 to 30 Millivolt Thermocouple	36" (91cm)
1900-048	25 to 30 Millivolt Thermocouple	48" (120cm)
1900-072	25 to 30 Millivolt Thermocouple	72" (182cm)



HEATING



Robertshaw®

1 Year
Limited
Warranty

THERMOCOUPLES

1960 Series Thermocouples

Robertshaw® 1960 Series Thermocouples are typically used in applications requiring an oxygen depletion system thermo safety or LP gas applications needing a quick thermo safety dropout if a loss of pilot flame occurs. The 1960-027 installs easily with standard thermocouple threads but does not fit metric thread applications.

WARNING: This product can expose you to chemicals including lead, which is known to the State of California to cause cancer and birth defects, or other reproductive harm. For more information, go to www.P65Warnings.ca.gov.

Part Number	Description	Lead Length
1960-027	Low Mass Thermocouple	27" (68cm)



Robertshaw®

1 Year
Limited
Warranty

THERMOCOUPLES

1970 Series Thermocouples

Suitable for nearly all pilot burners, Robertshaw® 1970 Series Uni-Couple® Thermocouples have a versatile zip nut the contractor can push, pull or thread onto its rolled threads for proper positioning for every application. They feature combined copper and nickel alloys for electrical conductivity and a Mica washer to insulate from shorting conditions and include a tinnerman clip. Lengths from 18 in. (45cm) to 72 in. (182cm) are available.

WARNING: This product can expose you to chemicals including lead, which is known to the State of California to cause cancer and birth defects, or other reproductive harm. For more information, go to www.P65Warnings.ca.gov.

Part Number	Description	Lead Length
1970-018	Uni-Couple 25 to 30 Millivolt Thermocouple	18" (45cm)
1970-024	Uni-Couple 25 to 30 Millivolt Thermocouple	24" (60cm)
1970-030	Uni-Couple 25 to 30 Millivolt Thermocouple	30" (76cm)
1970-036	Uni-Couple 25 to 30 Millivolt Thermocouple	36" (91cm)
1970-048	Uni-Couple 25 to 30 Millivolt Thermocouple	48" (120cm)
1970-060	Uni-Couple 25 to 30 Millivolt Thermocouple	60" (152cm)
1970-072	Uni-Couple 25 to 30 Millivolt Thermocouple	72" (182cm)



Robertshaw®



1 Year
Limited
Warranty

THERMOCOUPLES

1980 Series Snap-Fit® Thermocouples

Robertshaw® 1980 Series Snap-Fit® Thermocouples easily install in most pilot burners with an attached threaded nut rather than complicated adaptors. Their brass sheath provides extra insulation under high ambient temperatures.

Part Number	Description	Lead Length
1980-012	Snap-Fit 25 to 30 Millivolt Thermocouple	12" (30cm)
1980-018*	Snap-Fit 25 to 30 Millivolt Thermocouple	18" (45cm)
1980-024*	Snap-Fit 25 to 30 Millivolt Thermocouple	24" (60cm)
1980-030*	Snap-Fit 25 to 30 Millivolt Thermocouple	30" (76cm)
1980-036*	Snap-Fit 25 to 30 Millivolt Thermocouple	36" (91cm)
1980-048*	Snap-Fit 25 to 30 Millivolt Thermocouple	48" (120cm)
1980-060	Snap-Fit 25 to 30 Millivolt Thermocouple	60" (152cm)
1980-072	Snap-Fit 25 to 30 Millivolt Thermocouple	72" (182cm)
1980-818 †	Snap-Fit 25 to 30 Millivolt Thermocouple	18" (45cm)
1980-824 †	Snap-Fit 25 to 30 Millivolt Thermocouple	24" (60cm)
1980-830 †	Snap-Fit 25 to 30 Millivolt Thermocouple	30" (76cm)
1980-836 †	Snap-Fit 25 to 30 Millivolt Thermocouple	36" (91cm)

*Cross Reference: Robertshaw - 1980-018 = Honeywell - H06E-18 and White-Rodgers - Q340A1066; Robertshaw - 1980-024 = Honeywell - H06E-24 and White-Rodgers - Q340A1074; Robertshaw - 1980-030 = Honeywell - H06E-30 and White-Rodgers - Q340A1082; Robertshaw - 1980-036 = Honeywell - H06E-36 and White-Rodgers - Q340A1090; Robertshaw - 1980-048 = Honeywell - H06E-48 and White-Rodgers - Q340A1108

† For sale only in Canada



HEATING



Robertshaw®













1 Year
Limited
Warranty

THERMOPILES

1950 & 1951 Thermopiles

Robertshaw® 1950 and 1951 Series Thermopiles, assemblies of multiple thermocouples (pilot generators) that increase millivolt output for self-powered gas control systems, are established as industry-leading solutions. The 1950 Series Thermopiles, also known as TP-75, are two-wire spade connectors. The 1951 Series Thermopiles, also known as CP-2 (250 to 750 millivolts), are coaxial connectors. Lead lengths of 18 in. to 60 in. are available.

WARNING: This product can expose you to chemicals including lead, which is known to the State of California to cause cancer and birth defects, or other reproductive harm. For more information, go to www.P65Warnings.ca.gov.

	Part Number	Description	Electrical Rating	Lead Length	Connection Type
	1950-001	Thermopile	250mV - 750mV AC	36"	Two Lead
	1950-002	Thermopile	250mV - 750mV AC	48"	Two Lead
	1950-003	Thermopile	250mV - 750mV AC	60"	Two Lead
	1950-018	Thermopile	250mV - 750mV AC	18"	Two Lead
	1950-518	Thermopile	250mV - 750mV AC	18"	Two Lead
	1950-532	Thermopile	250mV - 750mV AC	36"	Two Lead
	1950-548	Thermopile	250mV - 750mV AC	48"	Two Lead
	1950-560	Thermopile	250mV - 750mV AC	60"	Two Lead
	1951-001	Thermopile	250mV - 750mV AC	36"	Coaxial
	1951-536	Thermopile	250mV - 750mV AC	36"	Coaxial



HEATING



MERSEN




\$25,000
Connected
Equipment
Warranty



SURGE PROTECTION

Surge-Trap Series Surge Protection Devices

Designed with industry leading Mersen® TPMOV® technology, compact Surge-Trap® Series Surge Protection Devices safeguard furnaces and air handlers from costly voltage surge events inside a building or home such as power fluctuations and outside sources such as lightning. They have easy to read LED status indicators that flash green (on) or are unlit (time to replace).

Part Number	Description	Electrical Rating	Modes of Protection	Surge Capacity	Nominal Discharge Current	Short Circuit Rating	Max. Continuous Operating Voltage	Voltage Protection Rating	Flammability	End-of-Life LED Indicator	Wire Length	Operating Temperature	Mounting Type	Warranty Duration
 STX-H240S05	Surge Protection Device	120/240V AC, 50/60 Hz, Single Phase	3	50 kA	20 kA	201 kA	NA	L-L 1000, L-N 150; Note: L-N = Line to Neutral, L-L = Line to line, L-G = Line to Ground, N-G = Neutral to Ground	UL94-5VA	Yes	Pre-wired 18" 10 AWG	-40°F to 185°F (-40°C to 85°C)	1/2" - 14 threaded hub. Includes sealing locking washer. 1/2" knockouts with 18" leads	3 Years
 STX-R480Y05	Surge Protection Device	277/480V AC, 50/60 Hz, 3 Phase WYE	10	50 kA	20 kA	200 kA	L-L 640, L-N 320, L-G 470, N-G 150; Note: L-N = Line to Neutral, L-L = Line to line, L-G = Line to Ground, N-G = Neutral to Ground	L-L 2000, L-N 1200, L-G 1800, N-G 700; Note: L-N = Line to Neutral, L-L = Line to line, L-G = Line to Ground, N-G = Neutral to Ground	UL94-5VA	Yes	Pre-wired 18" 10 AWG	-40°F to 185°F (-40°C to 85°C)	1/2" - 14 threaded hub. Includes sealing locking washer. 1/2" knockouts with 18" leads	5 Years
 STX-R480Y05A	Surge Protection Device with optional audible alarm and remote dry contacts	277/480V AC, 50/60 Hz, 3 Phase WYE	NA	50 kA	20 kA	200 kA	L-L 640, L-N 320, L-G 470, N-G 150; Note: L-N = Line to Neutral, L-L = Line to line, L-G = Line to Ground, N-G = Neutral to Ground	L-L 2000, L-N 1200, L-G 1800, N-G 700; Note: L-N = Line to Neutral, L-L = Line to line, L-G = Line to Ground, N-G = Neutral to Ground	UL94-5VA	Yes	Pre-wired 3' (1m) 10 AWG	-40°F to 185°F (-40°C to 85°C)	3/4" - 14 threaded hub includes locking washer, 3/4" knockouts with 3' leads, optional mounting bracket or surface mount applications	5 Years

Robertshaw



RoHS




2 Year Limited Warranty

AIR PRESSURE SENSING SWITCHES

Air Pressure Sensing Switch Series

Robertshaw® has a full line of air pressure sensing switches for applications such as furnaces, electronic air cleaners and humidifiers. The 2374 Series' operating range is -40°F to 190°F (-40°C to 88°C). The 10-650 Sensing Probe Kit features a 7 inch universal air sample probe.

Part Number	Description	Electrical Rating	Switch	Temperature Range	Electrical Connections	Maximum Pressure	Set Point Range
 10-650	Air Pressure Sensing Probe Kit with 7" Probe	NA	NA	-40°F to 190°F (-40°C to 88°C)	3/16" Flexible Rubber Tubing	NA	NA



HEATING



Air Pressure Sensing Switch Series – *Continued*


	Part Number	Description	Electrical Rating	Switch	Temperature Range	Electrical Connections	Maximum Pressure	Set Point Range
	2374-495	Adjustable Air Pressure Sensing Switch	5 Amps @ 120-277V AC 5 Amps @ 28V DC 1 Amp Pilot Duty 120VA	SPDT	-40°F to 190°F (-40°C to 88°C)	NA	0.5 PSI	0.25" to 1.0" WC
	2374-498	Adjustable Air Pressure Sensing Switch	5 Amps @ 120-277V AC 5 Amps @ 28V DC 1 Amp Pilot Duty 120VA	SPDT	-40°F to 190°F (-40°C to 88°C)	NA	0.5 PSI	1.0" to 4.0" WC
	2374-499	Adjustable Air Pressure Sensing Switch	5 Amps @ 120-277V AC 5 Amps @ 28V DC 1 Amp Pilot Duty 120VA	SPDT	-40°F to 190°F (-40°C to 88°C)	NA	0.5 PSI	NA
	2374-500	Adjustable Air Pressure Sensing Switch	5 Amps @ 120-277V AC 5 Amps @ 28V DC 1 Amp Pilot Duty 120VA	SPDT	-40°F to 190°F (-40°C to 88°C)	NA	0.5 PSI	NA
	2374-501	Adjustable Air Pressure Sensing Switch	5 Amps @ 120-277V AC 5 Amps @ 28V DC 1 Amp Pilot Duty 120VA	SPDT	-40°F to 190°F (-40°C to 88°C)	NA	0.5 PSI	NA
	2374-502	Adjustable Air Pressure Sensing Switch	5 Amps @ 120-277V AC 5 Amps @ 28V DC 1 Amp Pilot Duty 120VA	SPDT	-40°F to 190°F (-40°C to 88°C)	NA	0.5 PSI	NA
	2374-503	Adjustable Air Pressure Sensing Switch	5 Amps @ 120-277V AC 5 Amps @ 28V DC 1 Amp Pilot Duty 120VA	SPDT	-40°F to 190°F (-40°C to 88°C)	NA	0.5 PSI	NA
	2374-504	Adjustable Air Pressure Sensing Switch	5 Amps @ 120-277V AC 5 Amps @ 28V DC 1 Amp Pilot Duty 120VA	SPDT	-40°F to 190°F (-40°C to 88°C)	NA	0.5 PSI	NA
	2374-506	Adjustable Air Pressure Sensing Switch	5 Amps @ 120-277V AC 5 Amps @ 28V DC 1 Amp Pilot Duty 120VA	SPDT	-40°F to 190°F (-40°C to 88°C)	NA	0.5 PSI	NA
	2374-507	Adjustable Air Pressure Sensing Switch	5 Amps @ 120-277V AC 5 Amps @ 28V DC 1 Amp Pilot Duty 120VA	SPDT	-40°F to 190°F (-40°C to 88°C)	NA	0.5 PSI	NA
	2374-508	Adjustable Air Pressure Sensing Switch	5 Amps @ 120-277V AC 5 Amps @ 28V DC 1 Amp Pilot Duty 120VA	SPDT	-40°F to 190°F (-40°C to 88°C)	NA	0.5 PSI	NA
	2374-509	Adjustable Air Pressure Sensing Switch	5 Amps @ 120-277V AC 5 Amps @ 28V DC 1 Amp Pilot Duty 120VA	SPDT	-40°F to 190°F (-40°C to 88°C)	NA	0.5 PSI	NA



HEATING



Air Pressure Sensing Switch Series – Continued

Part Number	Description	Electrical Rating	Switch	Temperature Range	Electrical Connections	Maximum Pressure	Set Point Range
 2374-510	Universal Air Pressure Sensing Switch	SPDT, SPST Electrical Load: 1/10 Hp @ 120 to 277V AC; 28VA Pilot Duty @ 24V AC; 125VA Pilot Duty @ 120V AC. SPST Electrical Load: 5 Amps Resistive @ 24, 120, 277V AC	NA	-40°F to 190°F (-40°C to 88°C)	Silver Contacts	NA	0.10" to 10.0" W.C.

*Cross Reference: Robertshaw - 2374-510 = Honeywell - AP5208-30





SKYTECH
PRODUCTS GROUP

1 Year
Limited
Warranty

FIREPLACE CONTROLS

Gas Valves

Robertshaw® offers two fireplace gas log valve kits from Skytech. Robertshaw is your source for a wide range of controls solutions.

Part Number	Description	Flare Adaptor	Kit Contents
 AFVK-SP-MH-L	Fireplace Gas Log Valve Kit - Intermittent or Continuous Pilot	3/8" to 1/2"	Transmitter (SP1001H-LTX), Flex Line, Damper Clamp, Batteries, Instructions
 AF-LMF-RVS	Fireplace Vented Gas Log Valve Safety Pilot Kit (Millivolt)*	3/8" to 1/2"	Receiver, Transmitter, Flex Line, Damper Clamp, Wall Clip, Batteries, Hardware Bag, Instructions

*Recommended min. 70,000 BTUs






SKYTECH
PRODUCTS GROUP

5 Year
Limited
Warranty

FIREPLACE CONTROLS

Remote Controls

Robertshaw® offers Skytech fireplace remote controls. Three available remote control kits provide variable heat control, convenience and safety.



Part Number	Description	Number of Security Codes	Features	Kit Contents
 1001-A	Fireplace Remote Control	65,536	On/Off Transmitter Battery Operated RF Transmitter & Receiver	Transmitter, Receiver, Wall Plate, Batteries, Hardware Bag, Wall Clip, Instructions
 3301	Fireplace Remote Control	1,048,576	Battery Operated RF Transmitter & Receiver Room and Thermostat Set Temperature Fahrenheit and Celsius 9-hour Countdown Timer Flame Indicator	Transmitter, Receiver, Wall Plate, Batteries, Hardware Bag, Wall Clip, Instructions
 5301P	Fireplace Remote Control	1,048,576	Backlit LCD Touchscreen Display Flame Indicator 5/2 Day Programmable (Weekday/Weekend) Child Safety Lockout	Transmitter, Receiver, Wall Plate, Batteries, Hardware Bag, Wall Clip, Instructions



HEATING



Remote Controls – Continued

	Part Number	Description	Number of Security Codes	Features	Kit Contents
	7015	On/Off Fireplace Remote Control	10,000,000	Battery Operated RF Transmitter & Receiver 1800 Watt Capacity Simple Push-Button On/Off Operation Receiver Controls up to Two More Skytech On/Off Transmitters	Transmitter, Receiver, Batteries, Instructions
	TM-R-2A	Fireplace Wireless Wall Mounted Timer Remote Control	65,536	30/60/90 Minute Timer Operation Battery Operated RF Transmitter & Receiver Receiver Controls up to Two More Skytech On/Off Transmitters	Transmitter, Receiver, Wall Plate, Batteries, Hardware Bag, Wall Clip, Instructions



SKYTECH
PRODUCTS GROUP





1 Year
Limited
Warranty

FIREPLACE CONTROLS

Timers

Skytech timers are another fireplace control available through Robertshaw®. Increase the convenience and safety of gas fireplace operation with Robertshaw and Skytech.

	Part Number	Description	Features	Kit Contents
	ESTOP1-OH	Fireplace Mechanical Gas Timer	Built-In Emergency Stop – No Power Required 1 Hour and 2.5 Hour Models NG or LP Gas - No Conversion Required	N/A
	TM-3	Fireplace Wall Mounted Wired Timer	Battery Operated 30/60/90 Minute Operation Installs with Thermostat Wire	Transmitter, Batteries, Hardware Bag, Instructions



SKYTECH
PRODUCTS GROUP





2 Year
Limited
Warranty

FIREPLACE CONTROLS

Universal Fan Kits

By increasing air circulation throughout the room, Skytech Universal Fan Kits from Robertshaw® boost fireplace efficiency and user comfort. Look to Robertshaw® for fireplace controls solutions.

	Part Number	Description	Features	Certifications
	FK-165-RT	Universal Fireplace Fan Kit	Low Profile Compact Design Sealed Ball Bearing Construction Quiet Operation Rheostat Control Temperature Sensor Magnetic Quick Mount Installation Anti-Vibration Magnetic Mounting Strips	ETL – CSA C22.2 UL-1004
	FK-180-RT	Universal Fireplace Fan Kit	Sealed Ball Bearing Construction Quiet operation Rheostat Control Temperature Sensor Magnetic Quick Mount Installation Anti-Vibration Magnetic Mounting Strips	ETL – CSA C22.2 UL-1004



HEATING



Schneider
Electric™

1 Year
Limited
Warranty

ACTUATORS

SmartX PIBC Valve and Actuators Series

The SmartX Pressure Independent Balancing and Control Valves (PIBCV) and Actuators Series from Schneider Electric™ provide flow limitation and full hydronic regulation control in applications such as heat exchangers and terminal units such as fan coils. They feature a modular, compact design integrating the valve, flow limiter and pressure regulator.

Part Number	Description	Size	Electrical Rating	Temperature Range	Flow Rate	Valve Design
VP220E-40S-018-U231*	Valve Assembly	1.5"	24V AC, 24V DC	-13°F to 149°F (-25°C to 65°C)	18 GPM	FLPR (Floating and Proportional)
VP228E-15LN-L10-S101*	Valve Assembly	.5"	24V AC	-40°F to 158°F (-40°C to 70°C)	1 GPM	PR (Proportional)
VP228E-15LN-L10-U301*	Valve Assembly	.5"	24V AC	32°F to 55°F (0°C to 131°C)	1 GPM	FLPR (Floating and Proportional)
VP228E-15S-L15-S101*	Valve Assembly	.5"	24V AC	-40°F to 158°F (-40°C to 70°C)	1.5 GPM	PR (Proportional)
VP228E-15S-L20-S101*	Valve Assembly	.5"	24V AC	-40°F to 158°F (-40°C to 70°C)	2 GPM	PR (Proportional)
VP228E-15SN-L20-S101*	Valve Assembly	.5"	24V AC	-40°F to 158°F (-40°C to 70°C)	2 GPM	PR (Proportional)
VP228E-15SN-L20-U301*	Valve Assembly	.5"	24V AC	32°F to 55°F (0°C to 131°C)	1.5 GPM	FLPR (Floating and Proportional)
VP228E-20S-L40-S101*	Valve Assembly	.75"	24V AC	-40°F to 158°F (-40°C to 70°C)	4 GPM	PR (Proportional)
VP228E-20S-L40-U201*	Valve Assembly	.75"	24V AC	32°F to 55°F (0°C to 131°C)	4 GPM	FLPR (Floating and Proportional)
VP229E-15HN-L25-S101*	Valve Assembly	.5"	24V AC	-40°F to 158°F (-40°C to 70°C)	2.5 GPM	PR (Proportional)
VP229E-15HN-L35-U301*	Valve Assembly	.5"	24V AC	32°F to 55°F (0°C to 131°C)	3.5 GPM	FLPR (Floating and Proportional)
VP229E-25S-L75-S101*	Valve Assembly	1"	24V AC	-40°F to 158°F (-40°C to 70°C)	7.5 GPM	PR (Proportional)
VP229E-32S-014-S101*	Valve Assembly	1.25"	24V AC	-40°F to 158°F (-40°C to 70°C)	14 GPM	PR (Proportional)
VP229E-32S-014-U201*	Valve Assembly	1.25"	24V AC	32°F to 55°F (0°C to 131°C)	14 GPM	FLPR (Floating and Proportional)

*For sale only in Canada



Schneider
Electric™

1 Year
Limited
Warranty

ACTUATORS

Smart PIBC Actuators Series

Combining a control and balancing valve, Schneider Electric™ PIBC technology regulates volumetric flow amid pressure fluctuations in the hydronic system in equipment such as heat exchangers—providing stable room temperature and extending actuator life. Their design also ensures optimal energy usage and no costly overflows. Their modular design enables easy installation and simple troubleshooting.

Part Number	Description	Size	Electrical Rating	Temperature Range	Flow Rate	Valve Design
VP228E-15SN-L15-S101*	Valve Assembly	.5"	24V AC	-40°F to 158°F (-40°C to 70°C)	1.5 GPM	PR (Proportional)

*For sale only in Canada



HEATING



1 Year
Limited
Warranty

ACTUATORS

Erie® PopTop Two-Position Zone Valves & Actuators Series

Erie® PopTop™ Motorized Valves and Actuators control hot and chilled water in terminal unit applications such as baseboard heating. Available in 2-way and 3-way port configurations, they have a 300 PSIG rated brass forged body and mount without linkages or calibration.



Part Number	Description	Electrical Rating	Spring Return Valve Function	Temperature Range	Lead Wire Length	Comments
AG13A020*	Motorized Actuator	24V AC, 50/60 Hz	Normally Closed	32°F to 200°F (Fluid) @ 104°F (Ambient) (0°C to 93°C @ 40°C)	18" (45.7cm)	
AG13A02A*	Motorized Actuator	24V AC, 50/60 Hz	Normally Closed	32°F to 200°F (Fluid) @ 104°F (Ambient) (0°C to 93°C @ 40°C)	18" (45.7cm)	Includes auxiliary end switch
AG13B020*	Motorized Actuator	110-120V AC, 60 Hz	Normally Closed	32°F to 200°F (Fluid) @ 104°F (Ambient) (0°C to 93°C @ 40°C)	18" (45.7cm)	
AG23A020*	Motorized Actuator	24V AC, 50/60 Hz	Normally Open	32°F to 200°F (Fluid) @ 104°F (Ambient) (0°C to 93°C @ 40°C)	18" (45.7cm)	
AG23A02A*	Motorized Actuator	24V AC, 50/60 Hz	Normally Open	32°F to 200°F (Fluid) @ 104°F (Ambient) (0°C to 93°C @ 40°C)	18" (45.7cm)	Includes auxiliary end switch

*For sale only in Canada



Part Number	Description	Size	Body Style	Connection Type	Flow Setting
VT2323*	Zone Valve	3/4"	2-Way	Threaded NPT	3.5 Cv (3 Kv)



VT2343*	Zone Valve	3/4"	2-Way	Inverted Flare	3.5 Cv (3 Kv)
---------	------------	------	-------	----------------	---------------



VT2427*	Zone Valve	1"	2-Way	Threaded NPT	8 Cv (7 Kv)
---------	------------	----	-------	--------------	-------------



VT3343*	Zone Valve	3/4"	3-Way	Inverted Flare	4 Cv (3.5 Kv)
---------	------------	------	-------	----------------	---------------

*For sale only in Canada



Part Number	Description	Diameter	Length
436-252*	Sweat Female Tube & Nut Assembly	Diameter Size: 3/4" Tubing	1-27/32"

*For sale only in Canada



HEATING



FENWAL®





1 Year
Limited
Warranty

ELECTRODE/SENSOR ASSEMBLIES

Electrode/Sensor Assemblies

RoHS compliant and CSA certified Fenwal® electrode and sensor assemblies are integral to the ignition system in gas-fired equipment and ensure reliable ignition, optimal performance and long service life. A universal electrode is one of two available models.

	Part Number	Description
	10-850	Universal Electrode
	10-870	Spark Electrode

Robertshaw®








1 Year
Limited
Warranty

FLAME SENSORS

Heating Sensors Series

Robertshaw® Flame Sensor Assembly and Replacement Sensors have Kanthol sensor rods that withstand temperatures up to 1800°F (982°C) and include a 30 in. Teflon® insulated lead wire with a 482°F (250°C) rating. The 4 in. sensor rod can be cut and bent to match an OEM model.

	Part Number	Description	Comments
	10-224	Replacement 2C Style Flame Sensor/Ignitor	
	10-227	Replacement S1 Flame Sensor	S1 Sensor has 1/4" quick connect terminal
	10-347	S2 Flame Sensor Designed to fit a 1830 style pilot with "thermopile" (large) opening. Comes with 10-204 thermopile fitting	
	10-681	Flame Sensor	Replaces Carrier LH33WZ511
	10-760*	Universal Flame Sensor Assembly	Full Assembly



HEATING






Robertshaw®

1 Year
Limited
Warranty

HEATING ACCESSORIES

190 Series Wall Thermostat Guard Kits

Robertshaw® 190 Series Wall Thermostat Guard Kits help ensure continuous operation by protecting thermostats from physical contact damage and unauthorized tampering. Built-in air circulating ports also keep units operating reliably.

	Part Number	Model Number	Description	Cover Shape	Inside Dimensions	Material	Base Type	
	190-050	BTG-K	Wall Thermostat Guard Kit – Transparent	Rectangle	5-1/4" L x 4-5/8" W x 3-1/4" D	Transparent	Solid or Ring	Built-In Air Circulation Ports Permanently Attached Eight-Tumbler Type Lock Key for Multiple Installations No Need for Rewiring
	190-068	BTG-UK	Wall Thermostat Guard Kit – Transparent	Rectangle	8-1/4" L x 5" W x 3-1/2" D	Transparent	Solid or Ring	Built-In Air Circulation Ports Permanently Attached Eight-Tumbler Type Lock Key for Multiple Installations No Need for Rewiring
	190-065	BTG-54-VL	Wall Thermostat Guard Kit – Metal	Rectangle	6-1/4" L x 4-3/4" W x 3" D	Metal	Solid	Built-In Air Circulation Ports Permanently Attached Eight-Tumbler Type Lock Key for Multiple Installations No Need for Rewiring



Robertshaw®

HEATING ACCESSORIES

Heating Shank Extension Series

Shank Extension increases length of 1-1/4" and 1-3/8" shank models to approximately 3".

1 Year
Limited
Warranty

Part Number	Description	Comments
10-250	Shank Extension	Engineered for 110 Series water heating gas valves accessory



Robertshaw®

1 Year
Limited
Warranty

HEATING ACCESSORIES

600 Series Fan Relays

Robertshaw® 600 Series Enclosed Fan Relays provide heating system relay switching in a compact size, replacing the Essex/RBM Type 84 and 184 relays. They feature 1/4 in. quick-connect terminals, 1/4 in. quick-connect adaptors for screw terminal model replacement and a universal mounting bracket.

	Part Number	Description	Model	Relay Type	Coil Voltage	Contact Rating Voltage	Contact Rating Inductive FLA	Contact Rating Inductive LRA	Contact Rating Resistive Amps
	600-291*	600 Series Enclosed Fan Relays	Standard Duty	SPDT NO	110/120V AC	120, 250V AC	8	25	16
	600-294*	600 Series Enclosed Fan Relays	Standard Duty	SPDT	110/120V AC	120, 250V AC	8	18	8

*Cross Reference: Robertshaw - 600-291 = White-Rodgers - 90-290, 90-290Q; Robertshaw - 600-294 = White-Rodgers - 90-294, 90-294Q



HEATING









Robertshaw®

1 Year
Limited
Warranty

HEATING ACCESSORIES

Heating Dial Series

Six models of Robertshaw® gas valve replacement dials offer a wide range of colors and temperature control gradations.

	Part Number	Description
	10-135	Temperature dial for 7000 Series hydraulic valves
	10-381	Red on-off pilot dial for R110 Series
	11-006	Red dial for standard 110 Series controls
	11-047	Red dial -140°F
	1751-012	Beige knob dial
	1751-028	Knob for 710 Series Gas Valves-Black


Robertshaw®

1 Year
Limited
Warranty

HEATING ACCESSORIES

Heating Adaptor Series

A variety of heating adaptors are available for various applications.




	Part Number	Description
	10-038	Adaptor to test thermocouple and thermopile closed circuit



HEATING



Heating Adaptor Series – *Continued*

	Part Number	Description
	10-391	Spark plug adaptor M spark plug to 1/4" female spade
	1751-009	Gas Valve Stem Adaptor
	1922-001	Adaptor with 6" leads 1922-001 adaptor allows the high limit switch to be connected into the thermocouple circuit on valves without the slotted magnet.



Robertshaw

1 Year
Limited
Warranty

HEATING ACCESSORIES

Energy Cut-Off Switch Wire Assembly Series

Contractors can use high limit lead wire-equipped Energy Cut Off Switch Wire Assemblies to control gas valves with an external ECO (energy cut-off) switch.

	Part Number	Description
	10-258	18" Energy Cut-Off Switch
	10-428	36" Energy Cut-Off Switch



FENWAL

1 Year
Limited
Warranty

HEATING ACCESSORIES Cable and Harnesses

The 27 in. (5mm) High Voltage Cable has a 1/4" Quick Connect terminal and a 90° angle spark plug connector.

Part Number	Description
10-801	High Voltage Cable



HEATING



Robertshaw

1 Year
Limited
Warranty

HEATING ACCESSORIES Pilot Gas Solenoid Valve Series

These "D" type 2-wire Pilot Gas Solenoid Valves are used on factory model types 7000 DEHC and 7000 DERHC.

Part Number	Description	Comments
1750-016	Pilot Gas Solenoid Valve	Hi-Capacity model



Robertshaw

1 Year
Limited
Warranty

HEATING ACCESSORIES Pilot Orifices Series

Robertshaw® offers a wide range of pilot orifices to replace many different pilot types and sizes.

Part Number	Description	Gas Type	Orifice Size	Pilot Usage	Tube Size	Comments
10-066	1890, 1898 Orifices	Natural Gas	.018	#70 & #71	3/16"	
10-067	1890, 1898 Orifices	LP Gas	.010	#70 & #71	3/16"	
10-021	1820, 1830 Series Pilot Orifice for Heating or Cooking	Natural Gas	.018	NA	3/16" or 1/4"	
10-114	1820, 1830 Series Pilot Orifice for Heating or Cooking	LP Gas	.010	NA	3/16" or 1/4"	
10-209	1820, 1830 Series Pilot Orifice for Heating or Cooking	Natural Gas	.026	NA	3/16" or 1/4"	
10-210	1820, 1830 Series Pilot Orifice for Heating or Cooking	LP Gas	.016	NA	3/16" or 1/4"	
10-211	1820, 1830 Series Pilot Orifice for Heating or Cooking	LP Gas	.011	NA	3/16" or 1/4"	
10-212	1820, 1830 Series Pilot Orifice for Heating or Cooking	Natural Gas	.014	NA	3/16" or 1/4"	
10-261	1800, 1810 (2B, 2BLC, 9B), 1820, and 1830 (2C, 2CH, 2S, 2SH) Pilot Orifice	LP Gas	.0088	NA	3/16" or 1/4"	

Part Number	Description	Gas Type	Orifice Size	Pilot Usage	Tube Size	Comments
10-166	1800, 1810 (2B, 2BLC, 9B) Pilot Orifice	LP Gas	.011	NA	NA	For use with 1810-100 Uni-Pilot Kit only
10-168	1800, 1810 (2B, 2BLC, 9B) Pilot Orifice	Natural Gas	.018	NA	NA	For use with 1810-100 Uni-Pilot Kit only



HEATING



Robertshaw.

HEATING ACCESSORIES

Unitrol Replacement Gasket Series

The versatile Unitrol 10-108 Replaces Gaskets on 24V, 120V and 240V Operators.

1 Year
Limited
Warranty

Part Number	Description
10-108	Operator Replacement Gasket





Robertshaw.

HEATING ACCESSORIES

4590 Series Plugs

Robertshaw® has plugs and bushings to suit 1/8 in. to 1 in. diameter applications.

1 Year
Limited
Warranty

	Part Number	Description	Bulk Order Package Quantity
	4590-040	1/8" Plug	12
	4590-163	1/4" Plug	6
	4590-165	1/2" Plug	6
	4590-226	Flush Bushing 1" MPT x 3/4" FPT	6



HEATING



Robertshaw®







1 Year
Limited
Warranty

HEATING ACCESSORIES

4590 Series Breakaway Ferrules

Robertshaw® 4590 Series Breakaway Ferrules, used to attach tubing to gas valves, have one breakaway ferrule part that eliminates the need for a separate nut.

WARNING: This product can expose you to chemicals including lead, which is known to the State of California to cause cancer and birth defects, or other reproductive harm. For more information, go to www.P65Warnings.ca.gov.

	Part Number	Description	Size	Package Quantity
	4590-065	Breakaway Ferrule	1/8" Tubing	15
	4590-067	Breakaway Ferrule	3/16" Tubing	15
	4590-069	Breakaway Ferrule	1/4" Tubing	15
	4590-071	Breakaway Ferrule	3/8" Tubing	6
	4590-072	Breakaway Ferrule	7/16" Tubing	6
	4590-816	Extended Breakaway Ferrule	1/4" Extended	15

Robertshaw®

1 Year
Limited
Warranty

HEATING ACCESSORIES



10-600 Series Electronic Fan Controls

	Part Number	Description	Comment
	10-660	Fusible Link	Replaces Carrier HY660001, P421-1010, 307566-701



HEATING



	Part Number	Description	Comment
	10-661	Fusible Link	Replaces Carrier HY10LF286
	10-680	Electrode Assembly	Replaces Carrier LH680512

Robertshaw

1 Year
Limited
Warranty

HEATING ACCESSORIES

Service Products and Parts

Robertshaw® supplies aluminum tubing and compression nuts for service calls. The 90 PSI rated tubing has an 11,000 tensile, 9500 yield and 25% elongation.

	Part Number	Description	Size	Length	Quantity	Comments
	11-193	Aluminum Tubing	1/4"	50'		
	11-195	Aluminum Tubing	3/8"	50'		
	11-293	Aluminum Tubing	1/4"	5'		Includes fittings
	4590-121	1/4" Tubing Compression Nuts	1/4"	NA	Package of 12	

Appendix

Safety Warning: Any work on gas valves or equipment should be performed by a qualified service technician only. Please do not attempt any repairs or replacement if you are not qualified. Serious injury can result from improper installation or usage.

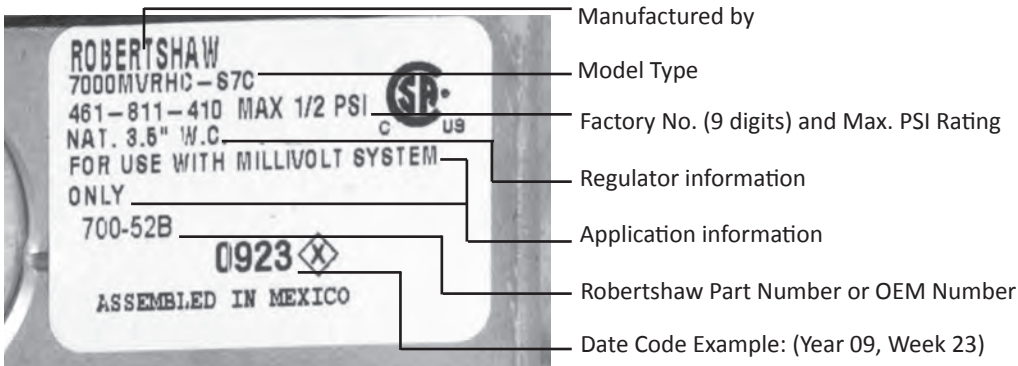
GAS VALVE RETROFIT SELECTION CHECKLIST GUIDELINES

- ☐ Check capacity
- ☐ Check inlet and outlet sizes
- ☐ Determine if the valve is non-regulated
 - Check if the pressure regulator requires adjusting
- ☐ Figure out if the replacement requires straight-thru
- ☐ Determine if the application is LP or natural gas
 - For LP gas, a separate pressure regulator may be required
- ☐ See if the pilot needs to be plugged
- ☐ Determine if the valve is slow opening
- ☐ Figure out if a transformer is required
- ☐ Determine if the replacement shaft and hub will require assembly
- ☐ Read OEM and replacement manuals for proper installation instructions

HOW TO READ AND INTERPRET A GAS VALVE LABEL

To identify your valve type, locate the red or white factory label on the valve body.

Note: It is essential to write down the nine digit factory number correctly.



An OEM valve may have an OEM part number instead of the Robertshaw part number. The cross reference on the following pages matches most nine digit factory numbers or OEM part numbers to Robertshaw part numbers.

Gas valves with white labels are usually manufactured to be used on natural gas applications. Red labels indicate the valves are usually manufactured to be used on LP gas applications.

Any additional characters after the nine digit factory number are used for shipping purposes and should be ignored when cross referencing.

Appendix

FACTORY MODEL CODE IDENTIFICATION

Factory Model Number			DESCRIPTION
7000	7000LC	7000HC	
•			A Unitrol® 7000 Body with small diameter valve seat. 100,000 BTU
•			B Unitrol 7000 Body with large diameter valve seat. 240,000 or 300,000 BTU
•			BB Unitrol 7000 Body with medium diameter valve seat - Inherently "non-hunting"
•	•	•	7010 Unitrol 7000 Body without a gas cock
•			CSTR Convertible Hydraulic Actuator - From natural to LP gas
•		•	D Solenoid Valve - Pilot Gas - Single coil operated on AC
•	•	•	E Electric Actuator - 24V AC
•	•	•	E12 Electric Actuator - 12V DC
•	•	•	E120 Electric Actuator - 120V AC
•	•	•	E240 Electric Actuator - 240V AC
•	•	•	F Factory Fixed (not adjustable regulator setting 3.0" to 7.0" W.C.)
•		•	GO Bleed Gas Operated Actuator
•	•	•	GS Gas Cock Safety - with gas cock and safety valve - no main valve
•	•	•	GV Gas Valve without a safety valve - No Safety Magnet
•			-1H Remote dual hydraulic type - dual bellows
•	•		HC High Capacity Body
		•	HHC High Capacity Body CSA rated for limited horizontal or vertical mounting. Can be replaced by HC model
•		•	IPER Intermittent Pilot Ignition Gas Valve - regulated
•		•	L Relight Interlock type. A European requirement
•	•		LC Low Capacity Body - 710 Series
•	•	•	LP For Liquefied Petroleum Gases
•	•	•	M Manual Actuator
•		•	MS Millivolt Safety Magnet - uses thermopile type safety
•	•	•	MV Millivolt Actuator
•		•	P Regulator Pressure Range (1.4" to 3.6" W.C.)
•	•	•	R Regulator Type
•		•	RB Adjustable (High - Low) pressure regulator adjusts percentage of output. -4 = 60% of full flow -5 = 70% of full flow -6 = 80% of full flow

Factory Model Number			DESCRIPTION
7000	7000LC	7000HC	
•	•	•	RC Convertible regulator from Natural Gas to LP and back
		•	RN Negative Pressure Regulator
•			R1 Class I and II Natural Gas Pressure Regulator
•	•	•	R2 Two-Stage pressure regulator valve opens to percentage of full flow as indicated by the number -1 = 30% of full flow -2 = 40% of full flow -3 = 50% of full flow -4 = 60% of full flow -5 = 70% of full flow -6 = 80% of full flow
•	•	•	S Hydraulic Snap-Acting Actuator - non regulated
•			SR Hydraulic Snap-Acting Actuator - Regulated
•		•	ST Hydraulic Snap - Throttle Actuator, but set-up for use on a specific gas; Natural Gas only or LP gas only. Non-regulated number indicates percentage of By-Pass flow. -1 = 30% of full flow -2 = 40% of full flow -3 = 50% of full flow -4 = 60% of full flow -5 = 70% of full flow
•		•	STR Hydraulic Snap-Throttle Actuator, regulator number indicates percentage of By-Pass flow. -1 = 30% of full flow -2 = 40% of full flow -3 = 50% of full flow -4 = 60% of full flow -5 = 70% of full flow
•		•	S7 Slow Opening devices with either a plastic body or a metal body Orifice Valve Assembly A = 0 to 5 seconds to full flow B = 5 to 10 seconds to full flow C = 10 to 30 seconds to full flow

Appendix

GAS VALVE CROSS REFERENCE FOR UNI-LINE® PARTS

Factory Number	Uni-Line Number	Factory Number	Uni-Line Number	Factory Number	Uni-Line Number
220RLPTS8P	110-285	7000BMSGOR	700-887	7200ERCS-2	720-472
220RLPTS8P	110-280	7000BMV	700-503	7200ERCS-2	720-474
220RLPTSP	110-262	7000BMV	700-505	7200ER-S7C	720-403
220RLPTSP	110-265	7000BMVR	700-504	7200IPER	720-079
220RTSP	110-202	7000BMVR	700-508	7200IPER2-4	720-082
7000AERB-3-LP-S7C	700-435	7000BMVR	700-506	7200IPER-S7C	720-072
7000AERB-5-S7C	700-434	7000BMVR-LP	700-515	7200IPER-S7C	720-070
7000AM	700-101	7000BMVR-S7C	700-511	7200IPER-SO-4	720-081
7000AMSGO	700-881	7000BMVR-S7C	700-507	7222DER	722-051
7000AMSGOR-LP	700-888	7000DEHC-S7C	700-058	7222DERC	722-053
7000AMV	700-501	7000DER2-HC-4-S7C	700-064	7222IPER	722-079
7000AMVR	700-502	7000DERHC	700-057	R103RCTSLPPA	110-503
7000AS	700-201	7000DERHC-S7C	700-059	R103RVTSPL	110-507
7000ASR	700-202	7000EHC-120-S7C	700-455	R103RVTSPL	110-509
7000AST-3	700-203	7000EHC-S7C	700-441	R103RVTSLPPA	110-501
7000AST-LP-3	700-204	7000ERHC-120-S7C	700-456	R103RVTSLPPA	110-504
7000ASTR-3	700-205	7000ERHC-S7C	700-442	R103RVTSLPPA	110-508
7000ASTR-4	700-213	7000ERLC	710-402	R110RCTS-PC	110-203
7000BDER2-3-LP-S7C	700-051	7000GORHC-S7B	700-824	R110RCTS-PC	110-204
7000BDER2-4-S7A	700-053	7000MLC	710-101	R110RTS	110-326
7000BDER-LP-S7A	700-055	7000MRHC-S7C	700-114	R110RTS8P	110-353
7000BDER-S7A	700-056	7000MRLC	710-102	R110RTSP	110-206
7000BE	700-401	7000MVL	710-501		
7000BE-120	700-453	7000MVRB-5-LC	710-503		
7000BER	700-402	7000MVRB-5-LC	710-511		
7000BER	700-400	7000MVRHC-S7C	700-522		
7000BER	700-406	7000MVRLC	710-508		
7000BER-120	700-454	7000MVRLC	710-502		
7000BER-120	700-452	7000SLC	710-201		
7000BER-240	700-464	7000SLC	710-218		
7000BER-S7A	700-426	7000SLC	710-203		
7000BER-S7C	700-428	7000SRLC	710-205		
7000BGOR-S7B	700-804	7010BGVMV	700-514		
7000BGO-S7B	700-803	7010BGVMV	700-513		
7000BGVE	700-417	7010BGVMV	700-513		
7000BGVER	700-422	7200DER	720-051		
7000BGVER	700-424	7200DERCS-1	720-055		
7000BGVER2-4	700-413	7200DER-S7C	720-050		
7000BGVER-S36	700-416	7200DER-SO-3	720-054		
7000BM	700-105	7200ER	720-402		
7000BMR	700-106	7200ER	720-400		
7000BMSER	700-409	7200ER	720-406		
7000BMSER-120	700-470	7200ER	720-404		
7000BMSGOR	700-886	7200ERC	720-007		

Index

10-021	52	11-193	55	41-427N.....	31
10-038	50	11-195	55	41-428N.....	31
10-066	52	11-293	55	41-429N.....	31
10-067	52	35-605601-003	26	41-430N.....	31
10-114	52	35-605601-005	26	41-602	31
10-135	50	35-605601-101	26	41-603	31
10-166	52	35-605606-111	26	41-604	31
10-168	52	35-605606-223	26	41-605	31
10-209	52	35-605912-553	26	41-802N.....	29
10-210	52	35-630501-001	26	41-803	29
10-211	52	35-652505-003	26	41-803N.....	29
10-212	52	35-655800-003	26	41-804N.....	29, 31
10-224	48	35-655801-013	26	110-202	17
10-227	48	35-704600-005	26	110-203	17
10-250	49	35-705601-001	26	110-204	17
10-258	51	41-401	29	110-206	17
10-261	52	41-402	29	110-262	17
10-347	48	41-403	29	110-265	17
10-381	50	41-404	29	110-280	17
10-391	51	41-405	29	110-285	17
10-428	51	41-406	29	110-326	18
10-650	42	41-407	29	110-353	18
10-660	54	41-408	30	110-501	18
10-661	55	41-409	30	110-503	18
10-680	55	41-410	30	110-504	18
10-681	48	41-411	30	110-507	18
10-760	48	41-412	30	110-508	18
10-801	51	41-413	30	110-509	18
10-850	48	41-414	30	110-510	18
10-870	48	41-418	30	110-C309	18
11-006	50	41-419	30	110-C319	18
11-047	50	41-426N.....	31	190-050	49

Index

190-065	49	700-213	11	700-508	7
190-068	49	700-400	8	700-511	7
436-252	47	700-401	8	700-513	7
600-291	49	700-402	8	700-515	7
600-294	49	700-406	8	700-516	8
620-202	27	700-409	8	700-522	8
620-205	28	700-413	9	705-401	12
620-402	28	700-416	9	705-402	12
620-403	28	700-417	9	705-452	12
620-404	28	700-422	10	705-461	12
620-405	28	700-424	10	705-462	12
620-482	28	700-426	8	705-501	12
620-501	28	700-428	8	705-502	12
620-502	28	700-434	8	710-101	13
620-503	28	700-435	8	710-102	13
695-200	27	700-441	8	710-201	13
700-049	6	700-442	9	710-203	13
700-051	11	700-452	10	710-205	13
700-053	11	700-453	10	710-218	13
700-055	6	700-454	10	710-296	19
700-056	6	700-456	10	710-402	13
700-057	6	700-464	10	710-501	13
700-058	6	700-466	10	710-502	13
700-059	6	700-470	10	710-503	14
700-064	11	700-473	9	710-507	14
700-101	9	700-501	6	710-508	14
700-105	9	700-502	7	710-509	14
700-106	9	700-503	7	710-511	14
700-114	9	700-504	7	712-005	20
700-201	11	700-505	7	712-006	20
700-204	11	700-506	7	712-008	20
700-205	11	700-507	7	712-009	20

Index

712-015	20	780-501	24	1001-A	44
712-016	20	780-502	24	1750-016	52
712-017	20	780-503	24	1751-003	22
712-019	20	780-504	24	1751-004	22
712-020	21	780-511	24	1751-005	22
712-022	21	780-704	24	1751-007	22
712-029	21	780-705	24	1751-009	51
720-007	14	780-715	24	1751-012	50
720-050	15	780-735	24	1751-013	22
720-051	15	780-746	24	1751-016	22
720-054	15	780-781	25	1751-018	22
720-055	16	780-783	25	1751-019	22
720-070	15	780-785	25	1751-020	22
720-072	15	780-787	25	1751-021	23
720-079	16	780-790	25	1751-024	23
720-081	16	780-845	25	1751-025	23
720-082	16	785-001	21	1751-028	50
720-400	15	785-002	21	1751-714	23
720-402	15	790-015	25	1751-715	39
720-403	14	790-017	25	1751-718	23
720-404	15	790-325	25	1751-719	23
720-406	14	790-400	25	1751-721	23
720-472	14	790-500	25	1751-729	39
720-474	14	790-507	25	1751-749	39
720-C400	15	801.....	3	1810-100	32
720-C404	15	802.....	3	1819-001	32
722-051	16	803A	3	1820-009	32
722-053	16	829-004	27	1820-019	32
722-079	16	829-005	27	1820-029	32
780-001	24	829-007	27	1820-039	32
780-002	24	829-012	27	1830-001	35
780-003	24	832-006	27	1830-002	35

Index

1830-003	35	1830-708	33	1970-024	40
1830-004	36	1830-709	33	1970-030	40
1830-005	36	1830-711	34	1970-036	40
1830-007	36	1830-712	34	1970-048	40
1830-010	36	1830-716	34	1970-060	40
1830-015	36	1830-717	34	1970-072	40
1830-018	36	1830-718	34	1980-012	40
1830-019	36	1830-721	34	1980-018	40
1830-110	36	1830-722	34	1980-024	40
1830-111	36	1830-726	34	1980-030	40
1830-112	36	1830-732	34	1980-036	40
1830-113	36	1830-733	34	1980-048	40
1830-115	37	1830-734	35	1980-060	40
1830-210	37	1830-740	35	1980-072	40
1830-211	37	1900-024	39	1980-818	40
1830-212	37	1900-030	39	1980-824	40
1830-213	37	1900-036	39	1980-830	40
1830-312	37	1900-048	39	1980-836	40
1830-489	37	1900-072	39	2374-495	43
1830-490	37	1922-001	51	2374-498	43
1830-491	37	1950-001	41	2374-499	43
1830-501	37	1950-002	41	2374-500	43
1830-502	37	1950-003	41	2374-501	43
1830-601	38	1950-018	41	2374-502	43
1830-620	35	1950-518	41	2374-503	43
1830-620K	35	1950-532	41	2374-504	43
1830-702	33	1950-548	41	2374-506	43
1830-703	33	1950-560	41	2374-507	43
1830-704	33	1951-001	41	2374-508	43
1830-705	33	1951-536	41	2374-509	43
1830-706	33	1960-027	40	2374-510	44
1830-707	33	1970-018	40	3301.....	44

Index

4590-040	53	F	VP228E-15S-L20-S101	46	
4590-065	54	FK-165-RT	45	VP228E-15SN-L15-S101.....	46
4590-067	54	FK-180-RT	45	VP228E-15SN-L20-S101.....	46
4590-069	54	J	VP228E-15SN-L20-U301	46	
4590-071	54	J10-808.....	5	VP228E-20S-L40-S101	46
4590-072	54	J10-809W.....	5	VP228E-20S-L40-U201.....	46
4590-121	55	J10-810	5	VP229E-15HN-L25-S101	46
4590-163	53	J10-821	5	VP229E-15HN-L35-U301	46
4590-165	53	R	VP229E-25S-L75-S101	46	
4590-226	53	RS1010.....	4	VP229E-32S-014-S101	46
4590-816	54	RS1100.....	4	VP229E-32S-014-U201	46
5301P	44	RS1110.....	4	VT2323	47
5600-310	19	RS8110.....	2	VT2343	47
5600-311	19	RS8210.....	2	VT2427	47
5600-411	19	RS9110.....	2	VT3343	47
7015.....	45	RS9110T.....	2	W	
9200H.....	3	RS9210.....	2	WH9.....	19
9200V	3	RS9220.....	2	WH9WL6	19
9204H.....	3	RS9320T.....	2		
9204V	3	RS10420T.....	2		
66705.....	17	S			
359811491A	6	STXH240S05	42		
A		STXR480Y05.....	42		
AF-LMF-RVS	44	STXR480Y05A	42		
AFVK-SP-MH-L	44	T			
AG13A02A	47	TM-3	45		
AG13A020	47	TM-R-2A	45		
AG13B020.....	47	V			
AG23A02A	47	VP220E-40S-018-U231	46		
AG23A020	47	VP228E-15LN-L10-S101	46		
E		VP228E-15LN-L10-U301	46		
ESTOP1-OH	45	VP228E-15S-L15-S101	46		

Information contained in this catalog is for informational purposes only. Robertshaw® and its affiliates (collectively referred to as “Robertshaw”) do not warrant or make any representations regarding the use or the results of the use of the materials contained in this catalog in terms of their correctness, accuracy, timeliness, reliability or otherwise. Robertshaw will not be responsible for typographical or other errors or omissions regarding prices or other information. New content will be added to this catalog periodically, and while Robertshaw will attempt to keep information accurate, the accuracy of the information provided cannot be guaranteed. Information contained in this catalog is subject to change without notice.

All products sold by Robertshaw are designed for specific applications and Robertshaw shall have no responsibility, and the product warranty shall be void, if buyer uses any product for any application for which it is not designed and/or intended. Robertshaw assumes no liability in connection with the information contained in the cross reference of this catalog. Final selection of a replacement product is the sole responsibility of the buyer.

The cross references provided in this catalog are intended to be functional equivalents and not exact matches of products listed. Final selection of a replacement product is the sole responsibility of the buyer.

All purchases made through this catalog shall be subject to Robertshaw General Terms and Conditions of Sale, which are located at <https://www.robertshaw.com/Terms-and-Conditions/>. Under no circumstances shall Robertshaw be liable to any person or business entity for any direct, indirect, special, incidental, consequential, punitive, or other damages based on any use of this catalog including, without limitation, any lost profits or revenue, loss of contracts, loss of anticipated savings, loss of goodwill, loss of production, business interruption, or increase in operating costs, even if Robertshaw has been advised of the possibility of such damages. No portion of this catalog may be reproduced without the written permission of an authorized representative of Robertshaw.

©2021 Robertshaw



Pro-Series

WALL THERMOSTATS

Find the Right
Model for Your Project

Model	RS8110	RS8210	RS9110	RS9210	RS9220	RS9110T	RS9320T	RS10420T
5-1-1 Programmable			•	•	•	•	•	•
7-day Programmable			•	•	•	•	•	•
Heating Stages	1	2	1	2	2	1	3 ^a	4 ^b
Cooling Stages	1	1	1	1	2	1	2 ^a	2 ^b
Suits heat pump – no aux/ emergency heat	•	•	•	•	•	•	•	•
Suits heat pump with aux/emergency heat		•		•			•	•
System Fuel Source: Gas, Electric or Oil	•	•	•	•	•	•	•	•
Suits millivolt applications	•	•	•	•	•	•	•	
Wall or junction box mount	•	•	•	•	•	•	•	•
Touchscreen display						•	•	•
Keypad lockout						•	•	•
Adjustable differential (swing) control	•	•	•	•	•	•	•	•
Auto changeover						•	•	•
Adjustable temperature calibration	•	•	•	•	•	•	•	•
Adjustable setpoint limits	•	•	•	•	•	•	•	•
Minimum compressor run time						•		
Compressor delay— short-cycling prevention	•	•	•	•	•	•	•	•
Filter change reminder		•	•	•	•	•	•	•
WiFi/smart phone acces- sible								•
24V Hardwire (C Terminal)	•	•	•	•	•	•	•	•
DC 2 x AAA 1.5V Alkaline Batteries (Included)	•	•	•	•	•	•	•	•
Terminals	Rh, Rc, C, Y, W, G, O, B	R, C, Y, W2, W/E, G, O, B	Rh, Rc, C, Y, W, G, O, B	R, C, Y, W2, W/E, G, O, B	Rh, Rc, C, Y, Y2, W, W2, G, O, B	Rh, Rc, C, Y, W, G, O, B	Rh, Rc, C, Y, Y2, W/E, W2, G, O, B	Rh, Rc, C, Y, Y2, W/E, W2, G, O, B

^{ab} With heat pump; 2-stage conventional without heat pump


2374-495



41-802N



RS8210




710-502



41-804N



1980-030



41-803N

robertshaw.com



Customer Service Telephone
+1.800.304.6563
Customer Service Facsimile
+1.800.426.0804
HVACCustomerService@robertshaw.com

Robertshaw®, Ranco®, Paragon®, Uni-Kit®, Robertshaw® IgnitorPro™, Unitrol®, Uni-couple®, and Uni-Line® are trademarks of Robertshaw, its subsidiaries and/or affiliated companies. All other brands mentioned in this report may be the trademarks of their respective owners.

www.robertshaw.com
©2021 Robertshaw
08/21 - 150-2713 Rev C