



Daikin Zoning Kit (DZK) with BACnet® Interface Functionality



The DZK brings zoning flexibility to an individual fan coil and features optional front end integration to any BACnet® IP compatible Building Management System.

The Daikin Zoning Kit (DZK)

The DZK increases the flexibility of the Daikin VRV, SkyAir, single and multi-zone systems in both residential and commercial applications by adding a Zoning Box to an indoor unit, allowing several separate ducts to supply air to different individually-controlled zones. A zone can be a room, part of a room, or several rooms. This flexible and scalable Zoning Kit integrates seamlessly with the indoor unit fan coil controls.



The DZK system controls establishes the required set-point, fan speed and mode of operation that is requested to the VRV indoor unit. This allows the internal DZK control algorithms to look at the number of zone dampers in operation, and at what position the dampers need to be and adjust the VRV indoor unit operation accordingly.

DZK BACnet Interface Module



The DZK BACnet Interface module will work with any BACnet IP compatible Building Management System, including the iTM BACnet Client option. Providing 14 system-level points and 12 zone-level points allows centralized monitoring and control of each individual zone.

Zoning Box with Control Board

The Zoning Box in the DZK mounts easily on Daikin's FXMQ_P, FXSQ_TA, FBQ_P, and FDMQ series indoor units. It consists of the enclosure, individually motorized dampers, and a control board. It is available in different sizes and damper configurations and by utilizing ducts for air supply it can be used to control the air temperature in up to 6 zones. The wired thermostat and the wireless thermostats provide temperature inputs and user interfaces for programming and adjustment of the control functions for each zone.



Wired Thermostat



The 3rd generation DZK introduces all new, redesigned Wired and Wireless thermostats. The revised form factor offers a slim profile and capacitive touch capability for an enhanced user experience.

The wired thermostat in the DZK is a graphical colored, touch-screen interface with text menus, intuitive icons, and guided scheduling capability. It displays temperatures and operating values, and selects the operating mode for the system.

Wireless Thermostat

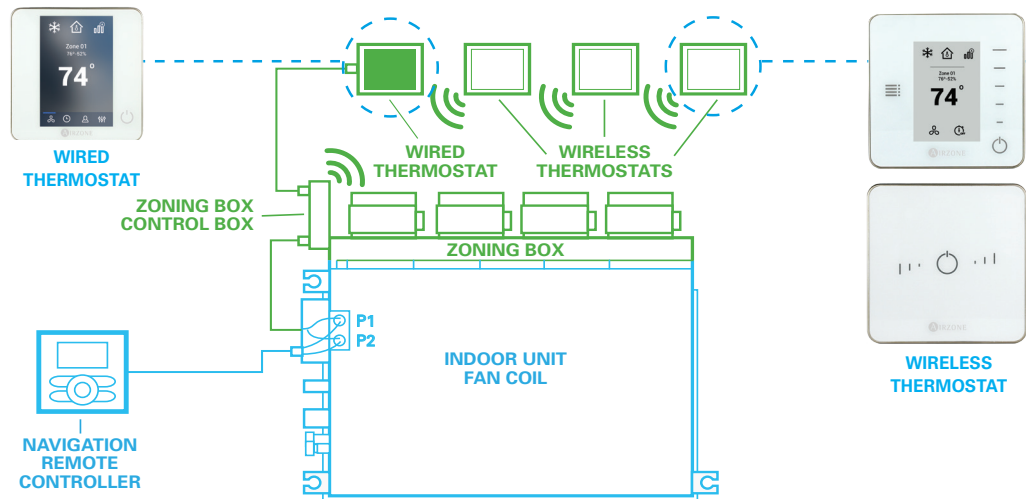


The optional Wireless thermostat offers a backlit, low energy E Ink display with capacitive touch buttons. The user can adjust the zone set point temperature, set user mode schedules, activate local ventilation, and more.



The optional Wireless Lite thermostat offers a sleek, simple user interface to adjust the local zone set point temperature using led-lit capacitive touch buttons.

**Typical Zoning Kit
Configuration —
4 Zones**



DZK KIT STRUCTURE AND GENERAL TECHNICAL DATA

DZK Product Number	DZK030E4-3	DZK030E5-3	DZK048E4-3	DZK048E6-3	DZKS015E3-3	DZKS015E4-3	DZKS030E4-3	DZKS030E5-3	DZKS048E4-3	DZKS048E6-3
--------------------	------------	------------	------------	------------	-------------	-------------	-------------	-------------	-------------	-------------

KIT STRUCTURE

Number of Zones Compatibility	Up to 4	Up to 5	Up to 4	Up to 6	Up to 3	Up to 4	Up to 4	Up to 5	Up to 4	Up to 6
Number of Air Duct Outlets x Diameter (")	4 x Ø8"	5 x Ø6"	4 x Ø8"	6 x Ø6"	3 x Ø8"	4 x Ø6"	4 x Ø8"	5 x Ø6"	4 x Ø8"	6 x Ø6"

TECHNICAL DATA

Height (")	10.44	10.25	10.44	10.25	9.63	9.31	9.63	9.31	9.63	9.31
Width (")	43.58		53.46		34.19		43.63		53.44	
Depth (")	10.43									
Weight (lbs)	18	20		23	16	18	18	20	18	23
Input Voltage	110/230 VAC									
Full Load Amps (A)	0.25									

UNIT COMPATIBILITY

FXMQ15-24PBVJU	■	■								
FXMQ30-54PBVJU			■	■						
FBQ18-30PVJU	■	■								
FBQ36-42PVJU			■	■						
FXSQ15TAVJU					■	■				
FXSQ18-30TAVJU							■	■		
FXSQ36-48TAVJU									■	■
FDMQ09-12RVJU					■	■				
FDMQ15-24RVJU							■	■		

DZK BACNET® POINTS

Common Points	DZK System Alarm	DZK Aux Heat2	DZK Error
	DZK Global Fan	DZK/BACnet board Communication Error	DZK Operation Mode
	DZK Aux Heat1		
Zone Points (per zone)	ON/OFF	Unoccupied	Cooling Demand
	Local Ventilation	Room Temperature	Heating Demand
	Vacation Override	Heating Setpoint	Aux Heating Demand
	Room Humidity	Cooling Setpoint	Opening Step Damper
Indoor Unit Points	IU Status ON/OFF	IU Errors	DZK Address (DK airnet address)
	IU Speed	IU Set Point	DZK Group Address (DK group address)