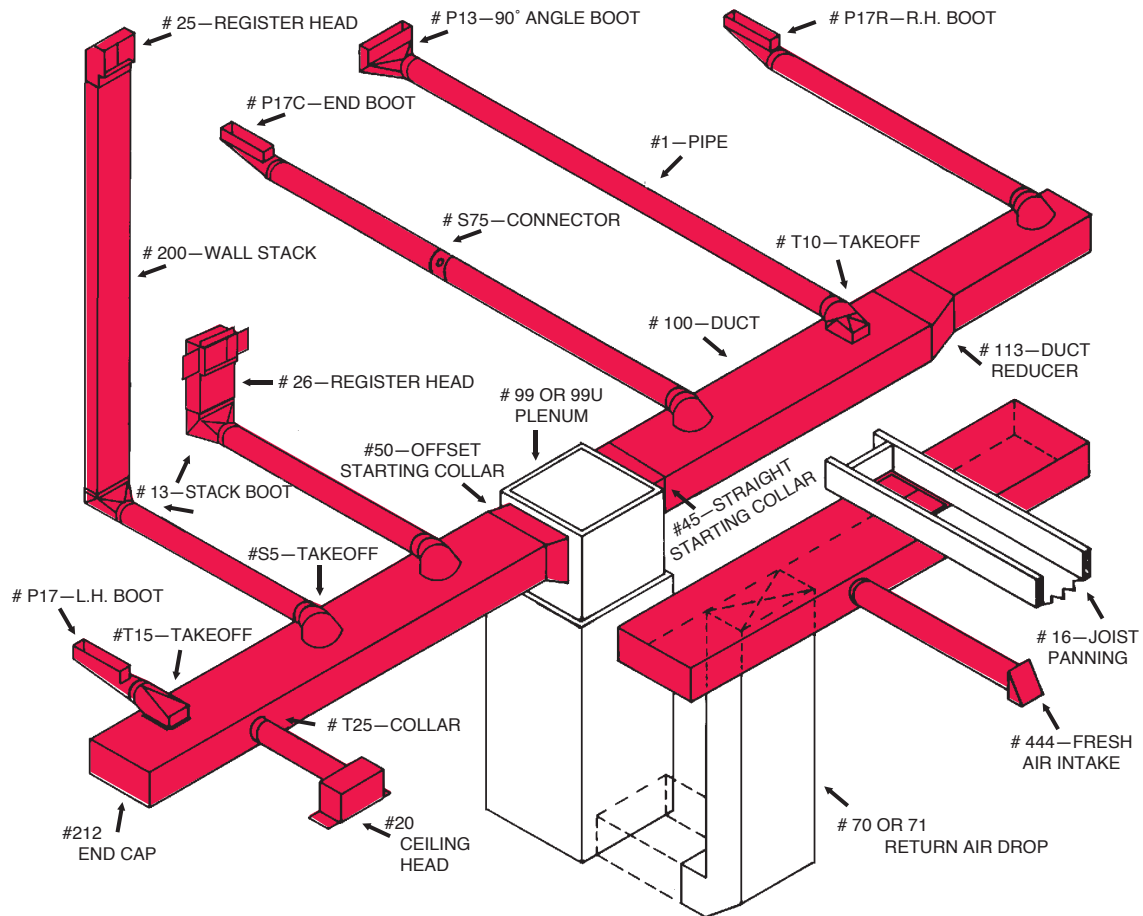




PRODUCT CATALOG

Comfort Distribution Products™

PERIMETER DUCT SYSTEM



INDEX

ALUMINUM PRODUCTS.....	16, 17	PERIMETER BOOTS.....	8
BLACK PIPE/FITTINGS	20	PIPE	5
CAPS.....	4, 9, 13, 15	PIPE & DAMPER SECTION	13
CEILING DIFFUSER BOX	9	PLENUMS	3
CEILING HEADS	8	PVC FITTINGS.....	18
CLEATS	12	REDUCERS (ROUND).....	13
CONDUCTOR BAND.....	14	REGISTER BOX	9, 11
DAMPER BOX	12	REGISTER FRAMES.....	11
DAMPERS.....	12, 13	REGISTER HEADS.....	11
DIVERTERS.....	15	RETURN AIR DROPS.....	3
DRAWBANDS.....	5	ROOF PRODUCTS	15
DRYER VENT	16	SADDLES	13
DUCT/FITTINGS	4	SPIN-INS.....	7
ELBOWS/ANGLES (ROUND)	5	STAINLESS STEEL PRODUCTS.....	17
FILTER RACKS	4	TAKEOFFS	6
FLEX DUCT	16, 18	TEES	5, 14
FRESH AIR INTAKE.....	14	THIMBLE.....	14
HANGERS.....	12	VENT GRIP	13
HOLE CUTTER.....	14	WALLSTACK BOOTS.....	10
MAY-AIRE.....	20	WALLSTACK/FITTINGS	9, 10
OVAL PIPE/FITTINGS.....	19	WYES.....	14
PANNING	12		

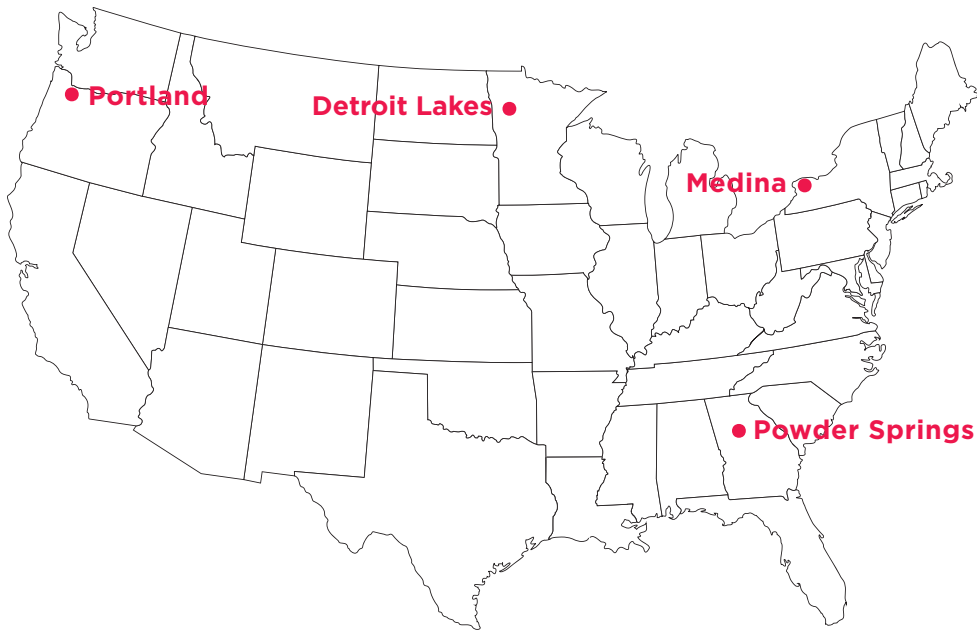


1011 11th Ave. SE, Detroit Lakes, MN 56501	800-328-2044
3365 Florence Rd, Powder Springs, GA 30127	800-888-4391
214 Commercial St., Medina, NY 14103	800-229-0021
16233 N. East Cameron Blvd., Portland, OR 97230	800-300-1660

A STATEMENT BY MANAGEMENT

THE GOAL OF A GOOD MANUFACTURER IS THE ABILITY TO DELIVER ITS PRODUCTS ON TIME AND PROVIDE THE QUALITY ITS CUSTOMERS EXPECT. THIS DEDICATION TO SERVICE AND QUALITY HAS EARNED OUR COMPANY LOYALTY AND RESPECT FROM OUR CUSTOMERS, AND HAS PROVIDED US WITH CONTINUOUS GROWTH SINCE OUR FORMATION IN 1955.

WE THANK YOU, OUR CUSTOMERS, FOR THE PURCHASE AND USE OF OUR PRODUCT LINE, AND WE PLEDGE TO MAINTAIN OUR REPUTATION FOR QUALITY AND SERVICE.



MULTIPLE SNAPPY LOCATIONS INSURE PROMPT DELIVERY TO OUR MANY DISTRIBUTORS.



THE SNAPPY ADVANTAGE



Snappy is a leading manufacturer of forced air fittings with manufacturing locations in Minnesota, Colorado and Oregon. Snappy provides the highest quality product and very best delivery with virtually no back orders. Our products conform to the standard sheet metal size and gauge specifications.

PRODUCT ADVANTAGES:

PLENUMS – Snappy offers two styles: the #99 made to the customers exact specifications or the #99U made in many standard width and height combinations.

RETURN AIR DROPS AND FILTER RACKS – Snappy manufactures a number of drops, support boxes and filter racks; many additional sizes are also available.

RECTANGULAR DUCT – Snappy manufactures all standard rectangular duct dimensions in 4', 5' and 8' lengths. All duct sizes and lengths are produced on the Snappy revolutionary Automatic Duct Line, insuring the highest quality duct available in todays industry.

RECTANGULAR DUCT FITTINGS – Die punched parts and riveted construction make Snappy duct fittings the best in the market.

ROUND TO ROUND AND RECTANGULAR TO ROUND TAKEOFFS – Machine produced components and die punched parts make Snappy takeoffs size consistent with dependable high quality. Snappy S-5 and T-5 have a patented base section for speed and ease of installation.

PIPE AND ELBOWS – All the Snappy pipe is manufactured on coil fed, highly automated lines providing a consistent size and snap-lock. Elbows are produced on the Snappy Automatic Elbow Machines, ensuring high quality, ease of adjustment and perfect sizing.

PERIMETER BOOTS, STACK BOOTS, REGISTER AND CEILING HEADS – Die punched parts, consistent quality and size, riveted construction, air tight with hemmed collars.

PVC FITTINGS – PVC coated 26 GA steel, 3 mil thickness on the outside and 1 mil on the inside. All fittings manufactured to the same Snappy standards for high quality and consistent sizing. All applicable fittings shipped with styrofoam inserts for poured cement installations.

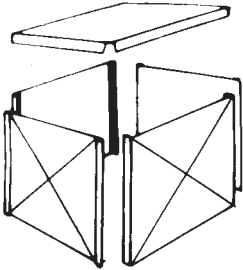
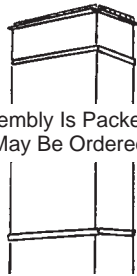

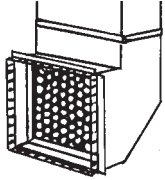
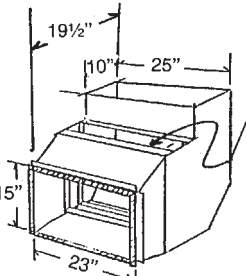
OVAL PIPE AND FITTINGS – The most economical system for second story installations. The finest in the industry. The boots are made to fit within the floor joists and not hang below.

BLACK-TITE PIPE AND FITTINGS – Made on Snappy automated equipment using a mill-finish, scratch resistant steel, producing the most aesthetic product in the wood heat industry.

MAY-AIRE FRESH AIR EXCHANGER - A compact, lightweight, highly efficient unit designed for easy installation and years of trouble free service.

PLENUMS & RETURN AIR DROPS

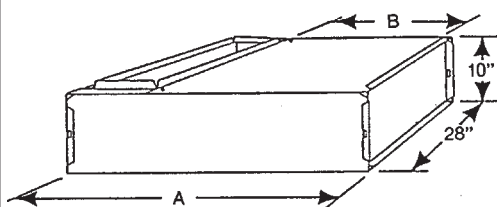
PLENUMS & RETURN AIR DROPS

Number and Item	Ordering Information																							
 <p>No. 99 Custom Plenum</p>	<p>No. 99 Custom Plenums are made to your exact dimensions to fit equipment without trimming.</p> <p>Top is included.</p> <p>Each Plenum is packed individually.</p>	 <p>Each Drop Assembly Is Packed Individually Components May Be Ordered Separately</p> <p>No. 70 20x10 Duct to 20x16 Filter No. 70K 20x10 Duct to 20x14 Filter No. 71 25x10 Duct to 25x16 Filter No. 71K 25x10 Duct to 25x14 Filter</p>																						
 <p>No. 99U Universal Plenum</p> <p>Panels can be trimmed to fit any size smaller.</p>	<p>No. 99U Universal Plenum Panels</p> <table><tr><th>Width</th><th>Heights</th></tr><tr><td>14</td><td>29 35 47</td></tr><tr><td>16</td><td>29 35 47</td></tr><tr><td>18</td><td>29 35 47</td></tr><tr><td>20</td><td>29 35 47</td></tr><tr><td>22</td><td>29 35 47</td></tr><tr><td>24</td><td>29 35 47</td></tr><tr><td>26</td><td>29 35 47</td></tr><tr><td>28</td><td>29 35 47</td></tr><tr><td>30</td><td>29 35 47</td></tr><tr><td>32</td><td>29 35 47</td></tr></table> <p>Order top separately to fit widest panel.</p> <p>Each Plenum is packed individually.</p>	Width	Heights	14	29 35 47	16	29 35 47	18	29 35 47	20	29 35 47	22	29 35 47	24	29 35 47	26	29 35 47	28	29 35 47	30	29 35 47	32	29 35 47	 <p>Throat Dim 5"</p> <p>RETURN AIR DROP ASSEMBLY</p> <p>EACH CONTAINS:</p> <ul style="list-style-type: none">• 1-Starting Elbow w/Filter Frame• 2-32" Duct Sections• 1-Starting Collar• Slips and Drives <p>RETURN AIR DROP ASSEMBLY #71-2315 *Accepts 1", 4" or 5" Media Filter</p>  <p>19½" 10" 25" 20x25 Filter 15" 23"</p> <p>EACH CONTAINS:</p> <ul style="list-style-type: none">• 1-Starting Elbow w/Filter Frame• 2-32" Duct Sections• 1-Starting Collar• Slips and Drives
Width	Heights																							
14	29 35 47																							
16	29 35 47																							
18	29 35 47																							
20	29 35 47																							
22	29 35 47																							
24	29 35 47																							
26	29 35 47																							
28	29 35 47																							
30	29 35 47																							
32	29 35 47																							

RETURN AIR/SUPPORT BOXES

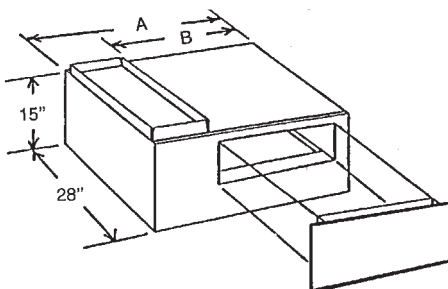
Compact and fully assembled for quick installations. Heavy gauge galvanized construction with interior support bracket for maximum strength. Preformed 1" flange for return air duct connection. Two sizes fit all of the bottom return air dimensions on the new lower-profile furnaces. The installer simply cuts the appropriate sized return air opening. The support box raises the furnace for easier servicing.

Return Air Support Box - SB Series



	SB 30	SB 38
A Dimension	30"	38"
B Dimension	20"	26"
Return Air Duct Size	8x24	10x25


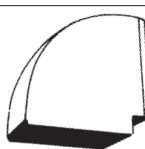
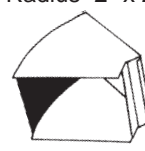
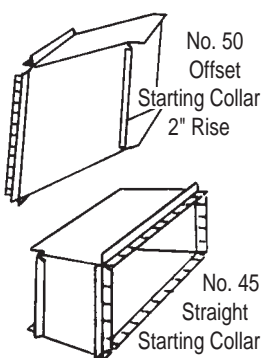
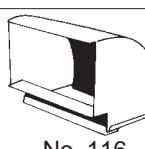



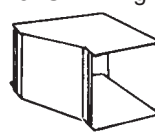

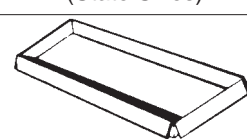
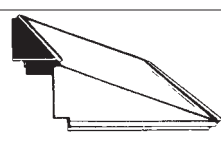


Return Air Support Box For Filters SBF Series



*Accepts 1", 4" or 5" Media Filter


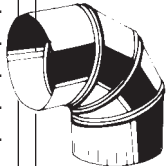

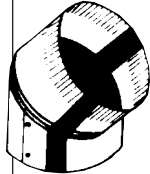




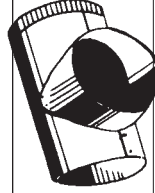

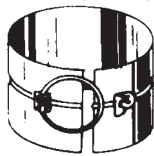
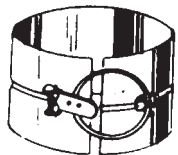
	SBF 30	SBF 36
A Dimension	30"	36"
B Dimension	22"	26"
Return Air Duct Size	8x24	10x25
Weight	33 lbs.	35 lbs.

DUCT AND FITTINGS

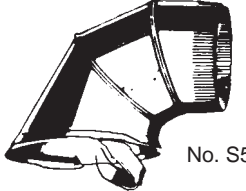
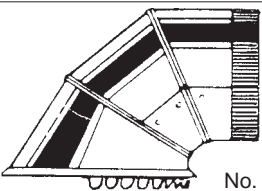

Number and Item		Size	Ctn.	Number and Item		Size	Ctn.				
							190 109				
	28 ga 26 ga.	8 x 8	6 Jts. 5 Jts. As Ordered		No. 190 90° B.W. Elbow Radius=2" x 2"	8 x 8	6 6				
		10 x 8				10 x 8	6 6				
		12 x 8				12 x 8	6 6				
		14 x 8				14 x 8	3 6				
		16 x 8				16 x 8	3 6				
		18 x 8				18 x 8	3 6				
		20 x 8				20 x 8	3 6				
		22 x 8				22 x 8	3 6				
		24 x 8				24 x 8	3 6				
		26 x 8				26 x 8	As				
		30 x 8				30 x 8	Ordered				
		4' Duct				6 Jts. 5 Jts. As Ordered		No. 109 45° B.W. Angle			
		5' Duct									
		8' Duct									
	No. 50 Offset Starting Collar 2" Rise No. 45 Straight Starting Collar	8 x 8	6		No. 116 90° S.W. Elbow Radius=2" x 2"	8 x 8	6 6				
		10 x 8	6			10 x 8	6 6				
		12 x 8	6			12 x 8	6 6				
		14 x 8	6			14 x 8	6 6				
		16 x 8	6			16 x 8	6 6				
		18 x 8	6			18 x 8	6 6				
		20 x 8	6			20 x 8	6 6				
		22 x 8	6			22 x 8	3 6				
		24 x 8	6			24 x 8	3 6				
		26 x 8	As			26 x 8	As				
		30 x 8	Ordered			30 x 8	Ordered				
			No. 46L Transition			Duct Size	Plenum Size 46L & 48R	Plenum Size 47C		No. 106 45° S.W. Angle	116 106
	No. 47C Transition 2" Rise	14 x 8	12 x 10	12 x 10		No. 113 Reducer (State Sizes)	113 As Ordered				
		16 x 8	13 x 10	13 x 10							
		18 x 8	15 x 10	15 x 10							
		20 x 8	16 x 10	18 x 10							
		22 x 8	18 x 10	18 x 10							
		24 x 8	16 x 12	20 x 10							
		26 x 8	15 x 14	22 x 10							
		30 x 8	18 x 14	24 x 12							
	No. 48R Transition	14 x 8	12 x 10	12 x 10		No. 212 Duct End Cap	8 x 8 12 10 x 8 12 12 x 8 12 14 x 8 12 16 x 8 12 18 x 8 12 20 x 8 12 22 x 8 12 24 x 8 12 26 x 8 12 30 x 8 12				
		16 x 8	13 x 10	13 x 10							
		18 x 8	15 x 10	15 x 10							
		20 x 8	16 x 10	18 x 10							
		22 x 8	18 x 10	18 x 10							
		24 x 8	16 x 12	20 x 10							
		26 x 8	15 x 14	22 x 10							
		30 x 8	18 x 14	24 x 12							
	No. 49 Duct Reducer	2 x 8	12		No. 49S Duct Reducer	2 x 8	12				
		4 x 8	12			4 x 8	12				
		6 x 8	12			6 x 8	12				
		8 x 8	12			8 x 8	12				
	No. FR Filter Rack	14 x 20	12								
		16 x 20	12								
		16 x 25	12								
		20 x 20	12								
		20 x 25	12								


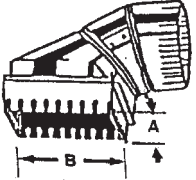
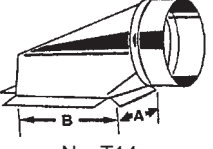
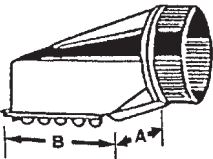
PIPE, ELBOWS, TEES AND DRAWBANDS

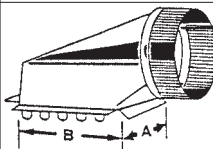
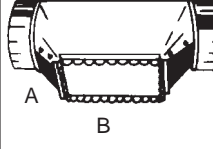
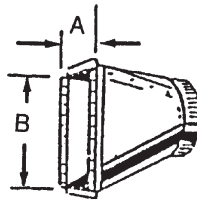
PIPE, ELBOWS, TEES AND DRAWBANDS


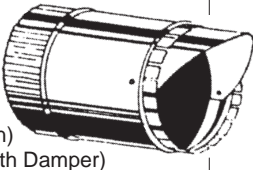

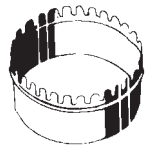
Number and Item		Size	Ga.	Ga.	Ctn.	Number and Item	Size	Ga.	Ga.	Ga.	Ga.	Ctn.	
 No. 1 2' Galvanized Pipe		3"	Std.	28	25 Jts.	 No. 3 90° Elbows	3"	Std.	28	26		12	
		4"	Std.	28	25 Jts.		4"	Std.	28	26		12	
		5"	Std.	28	25 Jts.		5"	Std.	28	26	24	12	
		6"	Std.	28	25 Jts.		6"	Std.	28	26	24	12	
		7"	Std.	28	25 Jts.		7"	Std.	28	26	24	12	
		8"	Std.	28	25 Jts.		8"	Std.	28	26	24	12	
		9"	Std.	28	25 Jts.		9"	Std.	28	26	24	12	
		10"	Std.		25 Jts.		10"	Std.	28	26	24	12	
		12"	Std.		25 Jts.		12"		28	26	24	4	
		10"		28	10 Jts.		14"			26	24	4	
12"		28	10 Jts.	16"			26	24	4				
 Snaplock		3"	26		10 Jts.	 No. 4 45° Angle	4"	Std.	28	26		24	
		4"	26		10 Jts.		5"	Std.	28	26	24	24	
		5"	26	24	10 Jts.		6"	Std.	28	26	24	24	
 Buttonlock		6"	26	24	10 Jts.		7"	Std.	28	26	24	24	
		7"	26	24	10 Jts.		8"	Std.	28	26	24	24	
		8"	26	24	10 Jts.		9"	Std.	28	26	24	24	
 Hammerlock		9"	26	24	10 Jts.		10"	Std.	28	26	24	12	
		10"	26	24	10 Jts.		12"		28	26	24	12	
		12"	26	24	10 Jts.		14"			26	24	AO	
		14"	26	24	10 Jts.		16"			26	24	AO	
 2' Hammerlock		16"	26	24	10 Jts.		18"			26	24	AO	
		18"	26	24	10 Jts.		20"			26	24	AO	
							22"			26	24	AO	
	Size	Ga.	Ga.	Ga.	Ga.		Ctn.	24"			26	24	AO
 No. 1 5' Galv. Pipe	3"	Std.					10 Jts.	 No. 6 90° Tee	3"	Std.	28	26	
	4"	Std.	28	26		10 Jts.	4"		28		26		6
	5"	Std.	28	26	24	10 Jts.	5"		28		26	24	6
	6"	Std.	28	26	24	10 Jts.	6"		28		26	24	6
	7"	Std.	28	26	24	10 Jts.	7"		28		26	24	6
	8"	Std.	28	26	24	10 Jts.	8"		28		26	24	6
	9"	Std.	28	26	24	10 Jts.	9"				26	24	A
	10"	Std.	28	26	24	10 Jts.	10"				26	24	S
12"	Std.	28	26	24	10 Jts.	12"			26		24	O R D E R E D	
14"					10 Jts.	14"			26		24		
					10 Jts.	16"			26		24		
					10 Jts.	18"			26		24		
 No. 1 10' Galv. Pipe							20"		26	24			
								22"		26	24		
								24"		26	24		
		Size	Ga.	Ctn.									
		3"	Std.	5 Jts.									
		4"	Std.	5 Jts.									
 No. S75 Drawband		5"	Std.	5 Jts.									
		6"	Std.	5 Jts.									
		7"	Std.	5 Jts.									
		8"	Std.	5 Jts.									
		 No. S55 Drawband		Size	Ctn.								
				4"	24								
5"	24												
6"	24												
7"	24												
8"	24												
		9"	24										
		10"	24										
		12"	24										

TAKEOFFS

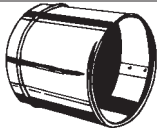


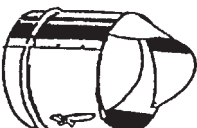
Number and Item	Size	Ctn.
 No. S5 Snappy Adjustable Pivot Takeoff	4"	12
	5"	12
	6"	12
	7"	12
 No. T5 Half Tab Takeoff	4"	12
	5"	12
	6"	12
	7"	12
 No. T7 Full-Tab Crimped Takeoff	5"	12
	6"	12
	7"	12
	8"	12

Number and Item	Rectangular Dimension		Size	Ctn.
	A	B		
 No. T10 2" Rise Takeoff	5"	6"	5"	12
	6"	7"	6"	12
	7"	8"	7"	12
	7"	10"	8"	12
 No. T12 Ductboard Takeoff	5"	6"	5"	12
	6"	7"	6"	12
	7"	8"	7"	12
	8"	10"	8"	12
 No. T14 Zero Rise Takeoff No Tabs	5"	5"	4"	12
	6"	6"	5"	12
	7"	7"	6"	12
	9"	7"	7"	12
	10"	8"	8"	12
 No. T15 Zero Rise Takeoff	5"	6"	5"	12
	6"	6 3/4"	6"	12
	7"	8"	7"	12
	8"	9"	8"	12

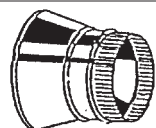


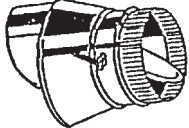
Number and Item	Rectangular Dimension		Size	Ctn.
	A	B		
 No. T16 Non-Adjustable 1 1/4" Rise Takeoff	5"	7"	5"	12
	6"	7"	6"	12
	7"	8"	7"	12
	7"	9"	8"	12
 No. T17 Double Top Takeoff	5"	7"	5"	12
	6"	8"	6"	12
	7"	9"	7"	12
	8"	10"	8"	12
 No. T19 Straight Takeoff	5"	6"	5"	12
	6"	8"	6"	12
	7"	9"	7"	12
	7"	10"	8"	12
	8"	10"	10"	AO
	10"	14"	12"	AO

Number and Item	Size	Ctn.
 No. 89 Duct Board No. 89 (Plain) No. 89D (With Damper) No. 89S (With Scoop) No. 89SD (With Scoop and Damper)	5"	12
	6"	12
	7"	12
	8"	12
	9"	12
	10"	12
	12"	12
 No. T27 Metal T27 (Plain) T27D (With Damper) T27S (With Scoop) T27SD (With Scoop and Damper)	14"	12
	16"	AO
 No. T25 Crimped Collar	3"	36
	4"	36
	5"	36
	6"	36
	7"	36
	8"	36
	9"	36
	10"	24
	12"	24
	14"	24
 No. T26 Plain Collar	16"	AO
	18"	AO
	20"	AO





METAL SPIN-INS

Number and Item	Size	Ctn.
 No. 94 Takeoff	4"	12
	5"	12
	6"	12
	7"	12
	8"	12
 No. 95 Takeoff With Damper	9"	AO
	10"	AO
	12"	AO
	14"	AO
	16"	AO
	18"	AO
 No. 96 Takeoff W/Scoop		
 No. 97 Takeoff w/Scoop & Damper		

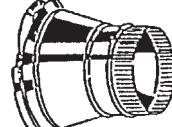
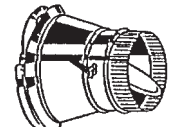
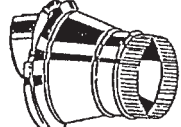
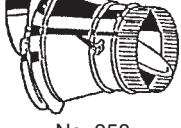
METAL BELLMOUTHS

Number and Item	Cone Size	Order Size	Ctn.
 No. 951 Takeoff	6"	4"	12
	7"	5"	12
	8"	6"	12
	9"	7"	12
	10"	8"	12
 No. 952 Takeoff With Damper	11"	9"	AO
	12"	10"	AO
	14"	12"	AO
	16"	14"	AO
	18"	16"	AO
	20"	18"	AO
 No. 953 Takeoff W/Scoop	22"	20"	AO
 No. 954 Takeoff w/Scoop & Damper			

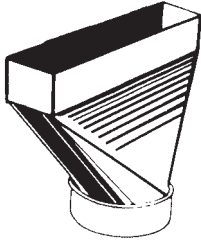
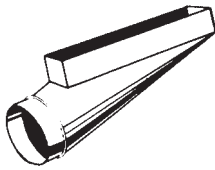


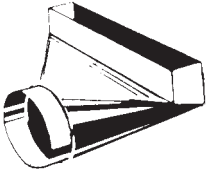

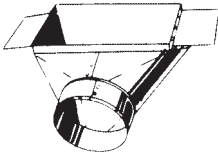
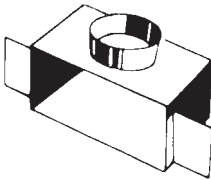
DUCT BOARD SPIN-INS

Number and Item	Size	Ctn.
 No. 90 Takeoff	4"	12
	5"	12
	6"	12
	7"	12
	8"	12
 No. 91 Takeoff With Damper	9"	AO
	10"	AO
	12"	AO
	14"	AO
	16"	AO
	18"	AO
 No. 92 Takeoff W/Scoop		
 No. 93 Takeoff w/Scoop & Damper		

DUCT BOARD BELLMOUTHS

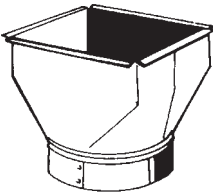
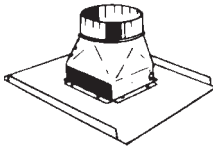
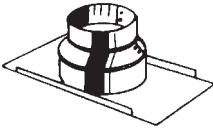

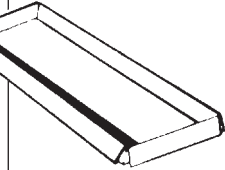
Number and Item	Cone Size	Order Size	Ctn.
 No. 955 Takeoff	6"	4"	12
	7"	5"	12
	8"	6"	12
	9"	7"	12
	10"	8"	12
 No. 956 Takeoff With Damper	11"	9"	AO
	12"	10"	AO
	14"	12"	AO
	16"	14"	AO
	18"	16"	AO
	20"	18"	AO
 No. 957 Takeoff W/Scoop	22"	20"	AO
 No. 958 Takeoff w/Scoop & Damper			


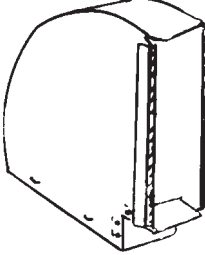



PERIMETER BOOTS AND CEILING HEADS

Number and Item	Size	Collar	Ctn.	Number and Item	Size	Collar	Ctn.
 <p>No. P5 Straight Perimeter Boot 2" Throat</p>	2 1/4 x 10	5" or 6"	12	 <p>No. P17 Center Boot 2" Throat</p>	2 1/4 x 10	5" or 6"	12
	2 1/4 x 12	5", 6" or 7"	12		2 1/4 x 12	5", 6" or 7"	12
	2 1/4 x 14	5", 6" or 7"	12		2 1/4 x 14	5", 6" or 7"	12
	4 x 10	5", 6" or 7"	12		4 x 10	5", 6" or 7"	12
	4 x 12	5", 6", 7", 8"	12		4 x 12	5", 6", 7", 8"	12
	4 x 14	5", 6", 7", 8"	12		4 x 14	5", 6", 7", 8"	12
	6 x 10	6", 7" or 8"	12		6 x 10	6", 7" or 8"	12
	6 x 12	6", 7" or 8"	12		6 x 12	6", 7" or 8"	12
	6 x 14	6", 7" or 8"	12		6 x 14	6", 7" or 8"	12
 <p>No. P7 45° Angle Perimeter Boot 2" Throat</p>	2 1/4 x 10	5" or 6"	12	 <p>No. P17L Left End Boot 2" Throat</p>			
	2 1/4 x 12	5", 6" or 7"	12				
	2 1/4 x 14	5", 6" or 7"	12				
	4 x 10	5", 6" or 7"	12				
	4 x 12	5", 6", 7", 8"	12				
	4 x 14	5", 6", 7", 8"	12				
	6 x 10	6", 7" or 8"	12				
	6 x 12	6", 7" or 8"	12				
	6 x 14	6", 7" or 8"	12				
 <p>No. P13 90° Angle Perimeter Boot 2" Throat</p>	2 1/4 x 10	5" or 6"	12	 <p>No. P17R Right End Boot 2" Throat</p>			
	2 1/4 x 12	5", 6" or 7"	12				
	2 1/4 x 14	5", 6" or 7"	12				
	4 x 10	5", 6" or 7"	12				
	4 x 12	5", 6", 7", 8"	12				
	4 x 14	5", 6", 7", 8"	12				
	6 x 10	6", 7" or 8"	12				
	6 x 12	6", 7" or 8"	12				
	6 x 14	6", 7" or 8"	12				
				 <p>No. PB13 Basement Boot</p>	4 x 10	5" or 6"	12
					4 x 12	5" or 6"	12
					6 x 10	5" or 6"	12
					6 x 12	5" or 6"	12
				 <p>No. 20 Ceiling Register Head</p>	6 x 10	5" or 6"	12
					6 x 12	5" or 6"	12

WALL STACK AND FITTINGS

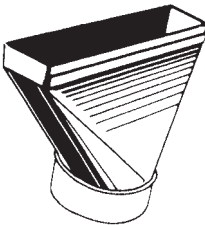



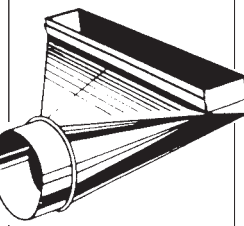

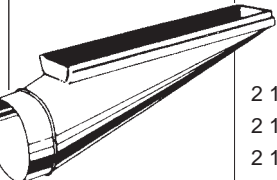



WALL STACK AND FITTINGS

Number and Item	Size	Collar	Ctn.
 No. 82 Funnel Register Box	6 x 6	6"	A
	8 x 8	8"	S
	10 x 10	10"	O
	12 x 12	12"	R
	8 x 10	8"	D
	8 x 12	8"	E
	9 x 12	9"	R
	10 x 12	10"	E
	12 x 14	12"	D
 No. 914 Ceiling Diffuser Box	6 x 6	6"	6
	8 x 8	6"	6
	10 x 10	7"	6
	12 x 12	8"	6
	14 x 14	9"	6
 No. 916 Ceiling Diffuser Box	8	6"	6
	10	7"	6
	10	8"	6
	12	8"	6
	14	9"	6
 No. 917 Ceiling Diffuser Box	8	6"	6
	10	7"	6
 No. 213 Stack End Cap	Size		Ctn.
	3 1/4 or 2 1/4 x 10		12
	3 1/4 or 2 1/4 x 12		12
	3 1/4 or 2 1/4 x 14		12

Number and Item	Size	Ctn.
 No. 200 Wall Stack	2 FOOT	3 1/4 or 2 1/4 x 10 15 Jts.
		3 1/4 or 2 1/4 x 12 15 Jts.
		3 1/4 or 2 1/4 x 14 15 Jts.
	4 FOOT	3 1/4 or 2 1/4 x 10 10 Jts.
		3 1/4 or 2 1/4 x 12 10 Jts.
		3 1/4 or 2 1/4 x 14 10 Jts.
	100" or 101"	A O S R D E R E D
 No. 290 90° B.W. Elbow	3 1/4 or 2 1/4 x 10 3 1/4 or 2 1/4 x 12 3 1/4 or 2 1/4 x 14	12
		12
		12
 No. 209 45° B.W. Angle	3 1/4 or 2 1/4 x 10 3 1/4 or 2 1/4 x 12 3 1/4 or 2 1/4 x 14	12
		12
		12
 No. 216 90° S.W. Elbow	3 1/4 or 2 1/4 x 10 3 1/4 or 2 1/4 x 12 3 1/4 or 2 1/4 x 14	12
		12
		12
 No. 206 45° S.W. Angle	3 1/4 or 2 1/4 x 10 3 1/4 or 2 1/4 x 12 3 1/4 or 2 1/4 x 14	12
		12
		12

PERIMETER BOOTS AND CEILING HEADS

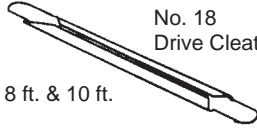

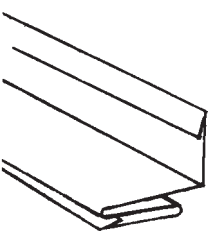
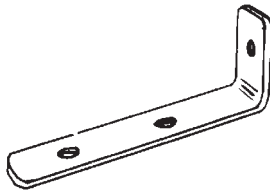
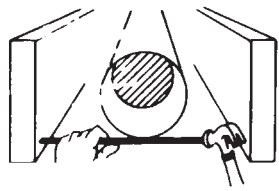

WALL STACK BOOTS AND FITTINGS

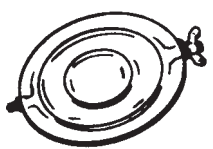
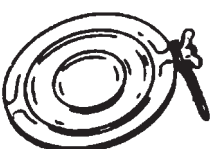
Number and Item	Size	Collar	Ctn.	Number and Item	Size	Collar	Ctn.
 No. 5 Straight Stack Boot	2 1/4 x 10	5", 6" or 7"	12	 No. 17L Left End Stack Boot	2 1/4 x 10	5", 6" or 7"	12
	2 1/4 x 12	5", 6" or 7"	12		2 1/4 x 12	5", 6" or 7"	12
	2 1/4 x 14	5", 6" or 7"	12		2 1/4 x 14	5", 6" or 7"	12
	3 1/4 x 10	5", 6", 7",8"	12		3 1/4 x 10	5", 6", 7",8"	12
	3 1/4 x 12	5", 6", 7",8"	12		3 1/4 x 12	5", 6", 7",8"	12
	3 1/4 x 14	5", 6", 7",8"	12		3 1/4 x 14	5", 6", 7",8"	12
	 No. 7 45° Angle Stack Boot	2 1/4 x 10	5", 6" or 7"	12	 No. 17R Right End Stack Boot	2 1/4 x 10	5", 6" or 7"
2 1/4 x 12		5", 6" or 7"	12	2 1/4 x 12		5", 6" or 7"	12
2 1/4 x 14		5", 6" or 7"	12	2 1/4 x 14		5", 6" or 7"	12
3 1/4 x 10		5", 6", 7",8"	12	3 1/4 x 10		5", 6", 7",8"	12
3 1/4 x 12		5", 6", 7",8"	12	3 1/4 x 12		5", 6", 7",8"	12
3 1/4 x 14		5", 6", 7",8"	12	3 1/4 x 14		5", 6", 7",8"	12
 No. 13 90° Stack Boot		2 1/4 x 10	5", 6" or 7"	12		Number and Item	
	2 1/4 x 12	5", 6" or 7"	12	 No. 35 Offset Starting Collar	3 1/4 or 2 1/4 x 10 3 1/4 or 2 1/4 x 12 3 1/4 or 2 1/4 x 14	12	
	2 1/4 x 14	5", 6" or 7"	12			12	
	3 1/4 x 10	5", 6", 7",8"	12			12	
	3 1/4 x 12	5", 6", 7",8"	12			12	
	3 1/4 x 14	5", 6", 7",8"	12			12	
	 No. 17 End Stack Boot	2 1/4 x 10	5", 6" or 7"			12	 No. 40 90° Starting Collar
2 1/4 x 12		5", 6" or 7"	12	12			
2 1/4 x 14		5", 6" or 7"	12	12			
3 1/4 x 10		5", 6", 7",8"	12	12			
3 1/4 x 12		5", 6", 7",8"	12	12			
3 1/4 x 14		5", 6", 7",8"	12	12			
 No. 36 Straight Starting Collar		2 1/4 x 10	5", 6" or 7"	12	 No. 33 Straight Boot Extension	3 1/4 or 2 1/4 x 10 3 1/4 or 2 1/4 x 12 3 1/4 or 2 1/4 x 14	12
	2 1/4 x 12	5", 6" or 7"	12	12			
	2 1/4 x 14	5", 6" or 7"	12	12			
	3 1/4 x 10	5", 6", 7",8"	12	12			
	3 1/4 x 12	5", 6", 7",8"	12	12			
	3 1/4 x 14	5", 6", 7",8"	12	12			

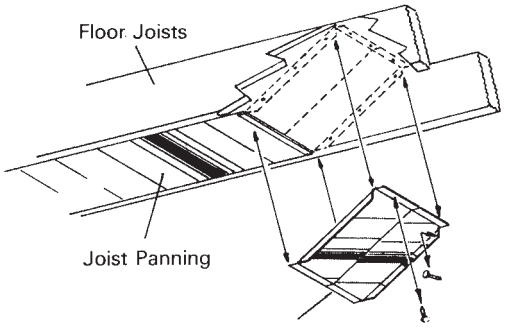
REGISTER HEADS, FRAMES AND TAKEOFFS

WALL STACK BOOTS AND FITTINGS

CLEATS, HANGERS, PANNING AND DAMPERS

Number and Item	Size	Ctn.
 <p>No. 18 Drive Cleat</p> <p>8 ft. & 10 ft.</p>  <p>8' - 15 per ctn. 10' - 15 per ctn.</p> <p>No. 20 "S" Cleat</p>	8"	100
	10"	100
	12"	100
	14"	100
	16"	100
	18"	50
	20"	50
	22"	50
	24"	50
	36"	50
	48"	50
	60"	50
	5/8"	26 Ga. 5'50 Pcs.
	1"	26 Ga. or 24 Ga. 10' 10 Pcs.
	 <p>No. 22 Standing "S" Cleat</p>	
 <p>No. 333 Duct Hanger</p>	13/16"x2 1/4"	1000
 <p>No. 344 Pipe Bracket Non-Adjustable</p>	For 16" On Center Joist	50
 <p>No. 16 Galvanized Joist Panning No. 16 A Aluminum Joist Panning</p>	Size	Bundle
	<u>Galvanized</u>	
	16 1/2 x 36	20 Shts
	32 x 36	6 Shts
	32 x 48	6 Shts
	<u>Aluminum</u>	
	16 1/2 x 48	25 Shts
	32 x 48	6 Shts

Number and Item	Size	Ctn.
 <p>No. 8 Round Damper</p>  <p>No. 9 Round Damper</p>	6"	100
	7"	100
	8"	100
	9"	
	10"	As
	12"	Ordered
	14"	
	4" to 18"	100
Note: All no. 9 dampers 8" and larger have two damper studs.		100
		100
		100
		100



Floor Joists

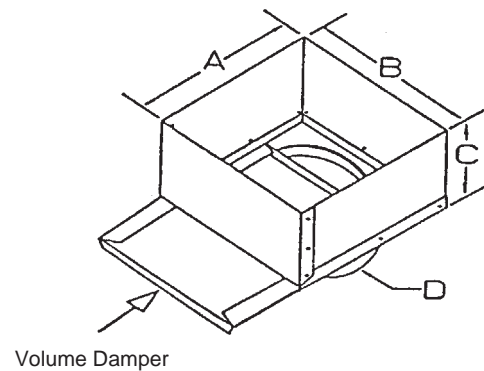
Joist Panning

Adjustable Joist Pan Header

15A Aluminum Adjustable Header
15G Galvanized Adjustable Header
19A Aluminum Non-Adjustable Header
19G Galvanized Non-Adjustable Header

Packaged 24 Per Carton

SWAMP COOLER DAMPER BOX


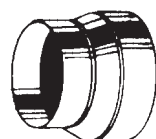
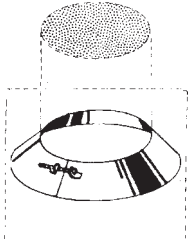
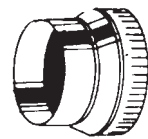




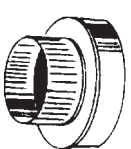

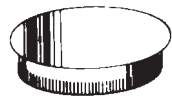
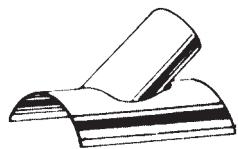
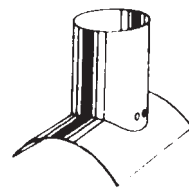


Part Number	A	B	C	D
SC141412	14"	14"	6"	12"
SC181816	18"	18"	6"	16"
SC202018	20"	20"	6"	18"

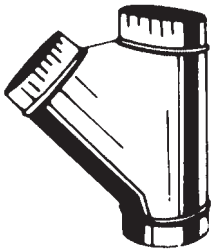
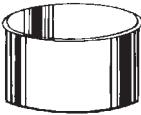
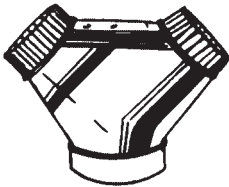
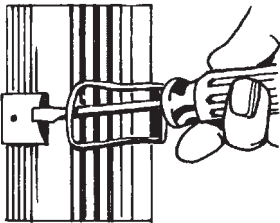


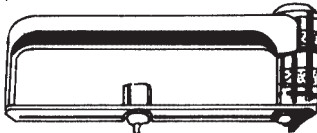

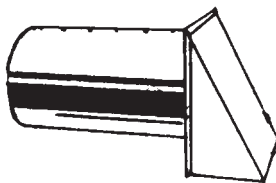
DAMPERS, VENT GRIP, REDUCERS, CAPS AND SADDLES

DAMPERS, VENT GRIP, REDUCERS, CAPS AND SADDLES

CLEATS, HANGERS, PANNING AND DAMPERS

Number and Item	Size	Ctn.	Number and Item	Size	Ctn.
 <p>No. 12 Volume Damper</p>	8 x 8	12	 <p>No. 66 No Crimp Tapered Reducer-Increaser</p>	4 x 3	12
	10 x 8	12		5 x 3 or 4	12
	12 x 8	12		6 x 3, 4 or 5	12
	14 x 8	12		7 x 4, 5 or 6	12
	16 x 8	12		8 x 5, 6 or 7	12
	18 x 8	12		9 x 6, 7 or 8	12
	20 x 8	12		10 x 7, 8 or 9	12
	22 x 8	12		12 x 8, 9 or 10	12
	24 x 8	12		14 x 8, 9, 10 or 12	AO
	26 x 8	12		16 x 10, 12 or 14	AO
	30 x 8	12			
 <p>No. 107 Vent Grip</p>	4"	"B" VENT O.D. 4 1/2 x 4-5/8"	 <p>No. 67 Big End Crimped Tapered Reducer-Increaser</p>		
	5"	5 1/2 x 5-5/8"			
	6"	6 1/2 x 6-5/8"			
	7" SML	7 1/2"			
	7" BIG	8"			
	8" SML	8 1/2"			
	8" BIG	9"			
	9"	10 x 11 1/2"			
	10"	11 x 12 1/2"			
 <p>No. PDS Pipe & Damper Sect.</p>	5"	12	 <p>No. 68 Small End Crimped Tapered Reducer-Increaser</p>		
	6"	12			
	7"	12			
	8"	12			
	9"	12			
 <p>No. 61 No Crimp Flat Reducer-Increaser</p>  <p>No. 62 Big End Crimped Flat Reducer-Increaser</p>  <p>No. 63 Small End Crimped Flat Reducer-Increaser</p>	4 x 3	12	 <p>No. 64 Plain Cap</p>  <p>No. 65 Crimped Cap</p>  <p>No. 403 45° Vent Saddle</p>  <p>No. 404 90° Vent Saddle</p>	3"	12
	5 x 3 or 4	12		4"	12
	6 x 3, 4 or 5	12		5"	12
	7 x 4, 5 or 6	12		6"	12
	8 x 5, 6 or 7	12		7"	12
	9 x 6, 7 or 8	12		8"	12
	10 x 7, 8 or 9	12		9"	12
	12 x 8, 9 or 10	12		10"	12
				12"	12
				14"	AO
				16"	AO
				18"	AO

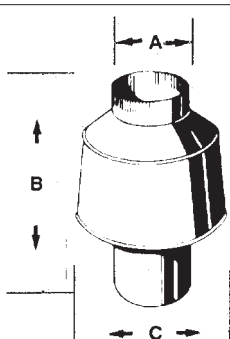
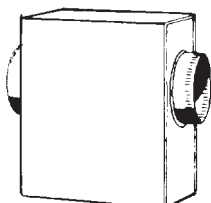
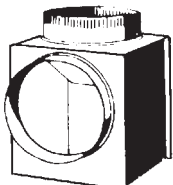

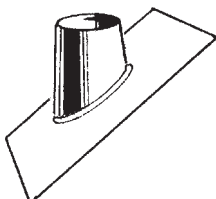
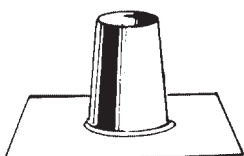
WYES, TEES, CONDUCTOR BAND, HOLE CUTTER AND F.A. INTAKE

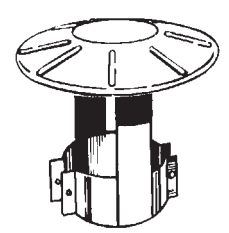


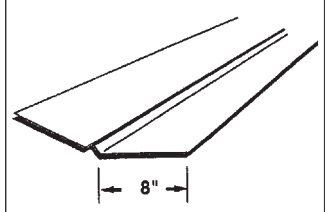

Number and Item	Size	Ctn.	Number and Item	Size	Ctn.				
 No. 719 Tee Wye Joint	6 x 5 x 5	A	 No. 24 Flue Thimble	5"	A				
	6 x 6 x 6	S		6"	S				
	7 x 5 x 5	O R D E R E D		7"	O R D E R E D				
	8 x 6 x 6			8"					
	8 x 7 x 5			9"					
	8 x 7 x 6			10"					
	8 x 8 x 8			12"					
	9 x 7 x 7	3" SQ. 4" SQ.	50 50						
	9 x 7 x 6								
	9 x 8 x 6								
	10 x 7 x 7								
	10 x 8 x 6								
	10 x 8 x 8								
	12 x 8 x 8								
	12 x 9 x 7								
	12 x 10 x 7								
	14 x 12 x 7								
 No. 720 Branch Wye	6 x 6 x 6	A	 No. 600 Conductor Band Galvanized Only	Cuts 2" to 12" Diameter	1				
	7 x 5 x 5	S							
	8 x 6 x 6	O R D E R E D							
	8 x 8 x 8								
	9 x 7 x 7								
	10 x 8 x 8								
 No. 421 45°  No. 420 90°	4 x 3 x 3	A	 No. SM3-12 12" Multi-Cut Hole Cutter	MB-316 Replacement Bit (For SM3-12)	As Ordered				
	5 x 3 x 3	S							
	5 x 4 x 3	O R D E R E D							
	5 x 4 x 4								
	6 x 4 x 3								
	6 x 4 x 4								
	6 x 5 x 3								
	6 x 5 x 4								
	7 x 5 x 3								
	7 x 6 x 3								
	7 x 6 x 4								
	8 x 7 x 4								
	 No. 490 Tee Joint 45° or 90°	5 x 3				12	 No. 444 Fresh Air Intake With Gal. 1/4" Screen	4" 5" 6" 7" 8" 9" 10"	12 12 12 6 AO AO AO
		6 x 3				12			
		7 x 3				12			
		8 x 3				12			

DIVERTERS AND ROOF PRODUCTS

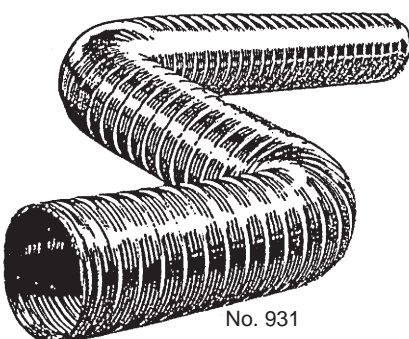
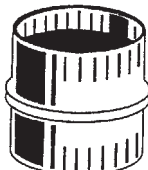




DIVERTERS AND ROOF PRODUCTS


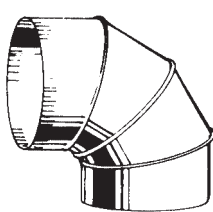

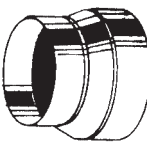

WYES, TEES, CONDUCTOR BANDS, HOLE CUTTERS AND F.A. INTAKE

Number and Item	Size A	Hgt. B	Width C	Ctn.
 <p>No. 27 Round Vertical Diverter</p>	3" 4" 5" 6" 7" 8" 9" 10" 12" 14" 16"	9" 11 1/2" 12 3/4" 14 1/4" 18 1/2" 19" 22 1/2" 24" 24 1/2"	5" 8" 10" 12" 13" 15" 7" 20" 24"	A S O R D E R E D
 <p>No. 28 Horizontal Diverter</p>  <p>No. 29 90° Square Diverter</p>	Size		Ctn.	
	3" 4" 5" 6" 7" 8" 9" 10" 12" 14" 16"		A S O R D E R E D	
	No. 29 Available 3" thru 12" Only			
 <p>No. 110 0/12-6/12 Roof Flashing</p>  <p>No. 110SP 6/12-12/12 Roof Flashing</p>  <p>No. 111 Tall Flat Roof Flashing</p>	3" 4" 5" 6" 7" 8" 9" 10" 12"		A S O R D E R E D	
	Most flashings available in half sizes. Call the factory with your requirements.			


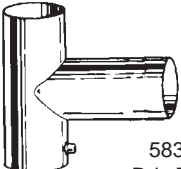

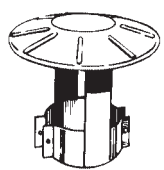
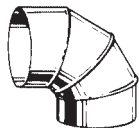
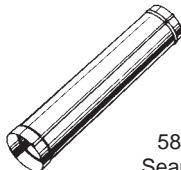
Number and Item	Size		Ctn.
 <p>No. 30 Adjustable Rain Cap</p>	3"-4 1/2" 5"-6 1/2" 7"-9" 9"-10 1/2" 10"-11 1/2" 12"-13 1/2"		12 12 12 12 As Ordered
 <p>No. 47 Non-Adjustable Rain Cap</p>	3" 4" 5" 6" 7" 8" 9" 10" 12" 14"		12 12 12 12 12 12 6 6 6 6
 <p>No. 120 Storm Collar</p>	3" 4" 5" 6" 7" 8" 9" 10" 12" 14" 16" 18"		A S O R D E R E D
 <p>No. WV-18 W-Valley Roof Flashing</p>	10' Lengths		As Ordered
Item	Number	Size	Ctn.
 <p>Fan Vent Jack</p>	428RV 628RV 949RV	4" 6" 9"	A S O R D E R E D

ALUMINUM PRODUCTS, FLEX DUCT AND DRYER VENTS

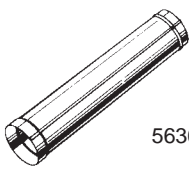
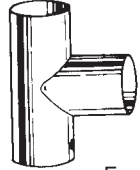
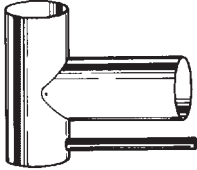
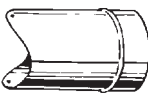
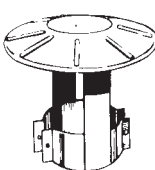
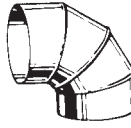

Number and Item	Size	Ctn.
 <p>No. 931 Flexible Aluminum Duct 8' Lengths Shipped Compressed to 29"</p>	3"	16 Jts.
	4"	16 Jts.
	5"	16 Jts.
	6"	16 Jts.
	7"	9 Jts.
	8"	4 Jts.
	9"	4 Jts.
	10"	4 Jts.
	12"	4 Jts.
	14"	1 Jt.
	16"	1 Jt.
	18"	1 Jt.
 <p>No. 939 Aluminum Flex-Duct Connector</p>	3"	12
	4"	12
	5"	12
	6"	12
	7"	12
	8"	12
	9"	12
	10"	12
	12"	As
	14"	Ordered
	16"	
 <p>No. 502 Recessed Dryer Vent Box</p>	4"	6
	6"	6
 <p>No. 500 (Bulk)</p>	3"	24 Bulk Pac
	4"	24 Bulk Pac
 <p>No. VF50 Plastic Flex Hose</p>	3"	50'
	4"	50'
 <p>No. VC-923 Hose Clamp</p>	3"	As
	4"	Ordered

Number and Item	Size	Length	Ctn.
 <p>No. 400 Aluminum Pipe .020-2', 5' Length</p>	3"	2'	25 Jts.
	4"	2'	25 Jts.
	5"	2'	25 Jts.
	6"	2'	25 Jts.
	7"	2'	25 Jts.
	8"	2'	25 Jts.
	9"	2'	25 Jts.
	10"	2'	25 Jts.
	3"	5'	10 Jts.
	4"	5'	10 Jts.
 <p>No. 401 .020 Aluminum 90° Elbow</p>	Size		Ctn.
	3"		12
	4"		12
	5"		12
	6"		12
	7"		12
	8"		12
	9"		As
	10"		Ordered
	12"		
 <p>No. 402 .020 Aluminum Tee</p>	4"		A
	5"		S
	6"		
	7"		O
	8"		R
			D
 <p>No. 405 Tapered .020 Aluminum Reducer-Increaser</p>	4 x 3		12
	5 x 3 or 4		12
	6 x 3, 4 or 5		12
	7 x 4, 5 or 6		12
	8 x 5, 6 or 7		12
	9 x 6, 7 or 8		12
	10 x 7, 8 or 9		12
	12 x 8, 9 or 10		12
 <p>No. 406 .020 Aluminum Tee Caps Plain or Crimp</p>	3"		12
	4"		12
	5"		12
	6"		12
	7"		12
	8"		12
	9"		12
	10"		12
	12"		12

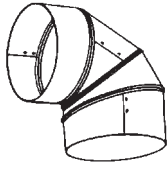
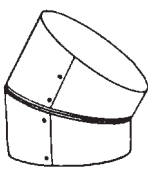
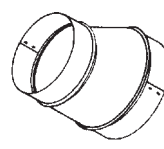
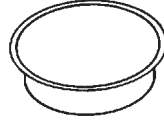

26 GA. SS PIPE AND FITTINGS

Number and Item	Size	Per Ctn.
 5830 Plain Tee	5"	12 Ea.
	6"	12 Ea.
	7"	6 Ea.
	8"	6 Ea.
 5832 Drip Tee w/Nipple w/Cap	5"	12 Ea.
	6"	12 Ea.
	7"	6 Ea.
	8"	6 Ea.
 5833 Offset	5"	12 Ea.
	6"	12 Ea.
	7"	12 Ea.
	8"	12 Ea.
 5834 Adj. Rain Cap	5"	6 Ea.
	6"	6 Ea.
	7"	6 Ea.
	8"	6 Ea.
 5835 90° Adj.-Elbow	5"	12 Ea.
	6"	12 Ea.
	7"	12 Ea.
	8"	12 Ea.
 5836 Seamed Pipe 36" Length Stainless Steel Seamed Pipe Is Prepunched For Easy Installation	5"	6 Ea.
	6"	12 Ea.
	7"	6 Ea.
	8"	6 Ea.

.032 ALUM PIPE AND FITTINGS

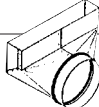
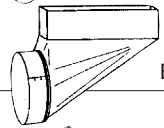
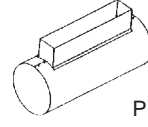
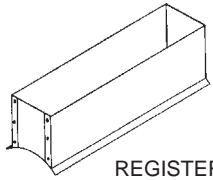
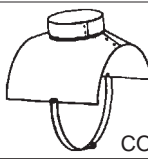
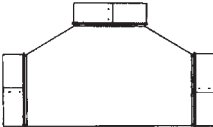
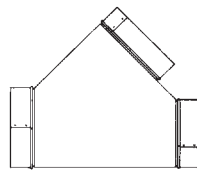
Number and Item	Size	Per Ctn.
 5636 Seamed Pipe 36" Length	5"	6 Jts.
	6"	12 Jts.
	7"	6 Jts.
	8"	6 Jts.
	9"	5 Jts.
 5731 Economy Tee Hole Only w/Cap	4"	12 Ea.
	5"	12 Ea.
	6"	12 Ea.
	7"	6 Ea.
	8"	6 Ea.
	9"	AO
 5732 Drip Tee w/Drain & Cap	4"	12 Ea.
	5"	12 Ea.
	6"	12 Ea.
	7"	6 Ea.
	8"	AO
	9"	AO
 5733 Offset	4"	12 Ea.
	5"	12 Ea.
	6"	12 Ea.
	7"	12 Ea.
	8"	12 Ea.
 5734 Adj. Rain Cap	4"	12 Ea.
	5"	12 Ea.
	6"	12 Ea.
	7"	12 Ea.
	8"	12 Ea.
	9"	12 Ea.
 5735 90° Adj. Elbow	4"	12 Ea.
	5"	12 Ea.
	6"	12 Ea.
	7"	12 Ea.
	8"	12 Ea.
	9"	12 Ea.
 5736 Button Lock 36" Length	10"	AO
	12"	AO
	4"	10 Jts.
	5"	10 Jts.
	6"	10 Jts.
	7"	10 Jts.
	8"	10 Jts.
	9"	10 Jts.
	10"	10 Jts.
	12"	10 Jts.

PVC FITTINGS, FLEX DUCT

Number and Item	Size	Ctn.
 PVC3 ELBOW	3"	12
	4"	12
	5"	12
	6"	12
	7"	12
	8"	12
	9"	12
	10"	12
	12"	4
	14"	4
 PVC4 ANGLE	3"	24
	4"	24
	5"	24
	6"	24
	7"	24
	8"	24
	9"	24
	10"	24
	12"	8
	14"	8
 PCV66 TAPERED REDUCER	6"	12
	7"	12
	8"	12
	9"	12
	10"	12
	12"	12
	14"	6
 PVC 64 END CAP  PVC 940 CONNECTOR	3"	12
	4"	12
	5"	12
	6"	12
	7"	12
	8"	12
	9"	12
	10"	12
	12"	12
	14"	12

SPRAY

A special formula of poly-vinyl chloride for air drying. In aerosol can for quick scratch repair.
(12 cans per case)

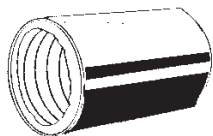
Number and Item	Size	Collar	Ctn.
 PVC13 REGISTER BOOT	2 1/4x10	6" or 8"	12
	2 1/4x12	6" or 8"	12
	2 1/4x14	6" or 8"	12
	4x10	6" or 8"	12
	4x12	6" or 8"	12
 PVC17 END BOOT	4x14	6" or 8"	12
	2 1/4x10	6,8,10,12,14	12
	2 1/4x12	6,8,10,12,14	12
 PVC103 REGISTER PERIMETER TEE	2 1/4x14	6,8,10,12,14	12
	4x10	6,8,10,12,14	12
	4x12	6,8,10,12,14	12
	4x14	6,8,10,12,14	12
 PVC 101 REGISTER SADDLE	REGISTER OPENING		Ctn.
	2 1/4 x 10		12
	2 1/4 x 12		12
	2 1/4 x 14		12
	4 x 10		12
	4 x 12		12
 PVC404 COLLAR SADDLE	DUCT DIA. COLLAR DIA.		Ctn.
	8"	6"	12
	10"	6", 8"	12
	12"	6", 8", 10"	12
	14"	6", 8", 10"	12
 PVC 90° TEE JOINTS	 PVC719 45° TEE JOINTS	Size	Ctn.
		3"	A
		4"	S
		5"	O
		6"	R
		7"	D
		8"	E
		9"	R
		10"	E
		12"	D
		14"	D

TAPE



Normally all that is needed to complete an installation are sheet metal screws and PVC Tape. Tape is strong, permanent; ideal for use underground. Has superior adhesive quality in hot or cold weather.
2" x 108 ft. (24 rolls per case)

INSULATED FLEXIBLE DUCT

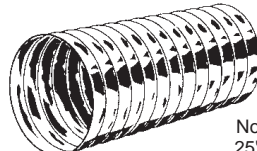


No. GP250C
25' Lengths

- UL 181 Class 1
- NFPA 90A and 90B
- "R" Factor 4.2
- "K" Factor .262 at 75F
- Positive Static Pressure 10" W.G.
- Negative Static Pressure 1/2" W.G.
- Max. Velocity 6000 F.P.M.
- Operating Temp 20° to 265°F

Item	Size	Feet Per Ctn.
No. GP250C Insulated Flex Duct 25' Lengths	4"	25
	5"	25
	6"	25
	7"	25
	8"	25
	9"	25
	10"	25
	12"	25
	14"	25
	16"	25
	18"	25

UNINSULATED FLEXIBLE DUCT


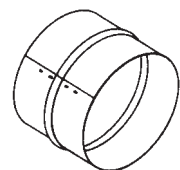


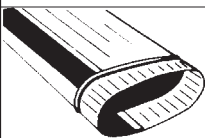






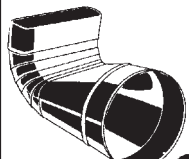
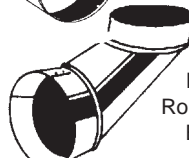
No. RD250
25' Lengths


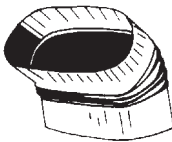


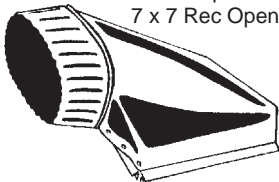
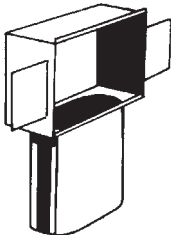
- UL Class 1 Air Duct Connector
- NFPA 90A
- Positive Static Pressure 6" W.G.
- Negative Static Pressure 1/2" W.G.
- Max. Velocity 6000 F.P.M.
- Operating Temp. 0° to 200° F

Item	Size	Feet Per Ctn.
No. RD250 Uninsulated Flex Duct 25' Lengths	3"	50
	4"	50
	5"	50
	6"	50
	7"	50
	8"	50
	9"	50
	10"	50
	12"	50
	14"	50
	16"	50
	18"	50

INSULATED SLEEVE


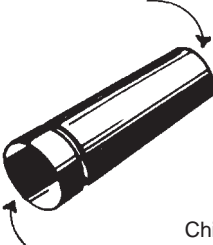
Item	Size	Feet Per Ctn.
 INS5 5' Lengths	4"	100'
	5"	100'
	6"	100'
	7"	75'
	8"	50'
	9"	50'
	10"	50'
	12"	40'
	14"	40'
	16"	40'
	18"	40'
Item	Size	Per Ctn.
 940 Flex Duct Connector 5" Body	4"	12
	5"	12
	6"	12
	7"	12
	8"	12
	9"	AO
	10"	AO
	12"	AO
	14"	AO
	16"	AO
	18"	AO





Number and Item	Length	Pipe Size	Per Ctn.
 Oval Pipe No. OP60 and No. OP100	60" 100"	5"	10
		6"	10
		7"	10
		5"	5
		6"	5
		7"	5
 No. 601 Angle Register Box	Size	Collar	Per Ctn.
	2 1/4x12	6"	12
	4 x 10	5"	12
	4 x 10	6"	12
	4 x 10	7"	12
	4 x 12	5"	12
	4 x 12	6"	12
	4 x 12	7"	12
 No. 602 Straight Register Boot	2 1/4" x 12"	5"	12
	2 1/4" x 12"	6"	12
	2 1/4" x 12"	7"	12
 No. 604 90° Register Boot	2 1/4" x 12"	5"	12
	2 1/4" x 12"	6"	12
	2 1/4" x 12"	7"	12
	4 x 10	6"	12
	4 x 12	6"	12
	2 1/4 x 10	6"	12
	2 1/4 x 12	6"	12
	4 x 12	7"	12
	6 x 12	7"	12
 No. 605 Straight Register Box	4 x 10	5"	12
	4 x 10	6"	12
	4 x 12	6"	12
	4 x 12	7"	12
 No. 6012 Round to Oval Straight Boot  No. 6013 Oval to Oval End Boot  No. 6014 Round to Oval 90° Boot  No. 6015 Round to Oval End Boot		Size	Per Ctn.
		5"	12
		6"	12
		7"	12




Number and Item		Size	Ctn.	
 No. 6033 Vertical 90° Elbow		5"	12	
		6"	12	
		7"	12	
 No. 6034 Vertical 45° Angle				
 No. 6035 Flat 90° Elbow				
 No. 6036 Flat 45° Angle				
 No. 6075 Oval Top Takeoff 7 x 7 Rec Opening		5"	12	
		6"	12	
		7"	12	
Number and Item	Size	Collar	Ctn.	
 No. 6037 Stackhead	6" x 10"	5	12	
	6" x 10"	6	12	
	6" x 10"	7	12	
	4" x 12"	5	12	
	4" x 12"	6	12	
	4" x 12"	7	12	
	6" x 12"	5	12	
	6" x 12"	6	12	
	6" x 12"	7	12	
	6" x 12"	7	12	

BRANCH DUCT	AREA SQ. IN
5" Round	19.6
6" Round	28.3
7" Round	38.5
5" Oval	17.2
6" Oval	22.2
7" Oval	27.3
3 1/4 x 8 Stack	26.0
3 1/4 x 10 Stack	32.5
3 1/4 x 12 Stack	39.0

→ 6 1/2" ←	5" OVAL
2 1/2"	3 1/4 x 8
→ 7 3/4" ←	6" OVAL
2 3/4"	3 1/4 x 10
→ 9 1/2" ←	7" OVAL
2 7/8"	3 1/4 x 12

No. and Lengths	Size	Per Ctn.
 12" Pipe	5"	20 Jts.
	6"	20 Jts.
	7"	20 Jts.
	8"	20 Jts.
24", 36" Pipe	5"	10 Jts.
	6"	10 Jts.
	7"	10 Jts.
	8"	10 Jts.
SLIPS INTO STOVE PIPE  No. 906 Chimney Adapter SLIPS OVER INNER LINER OF CLASS A CHIMNEY	6"	1
	7"	1
	8"	1

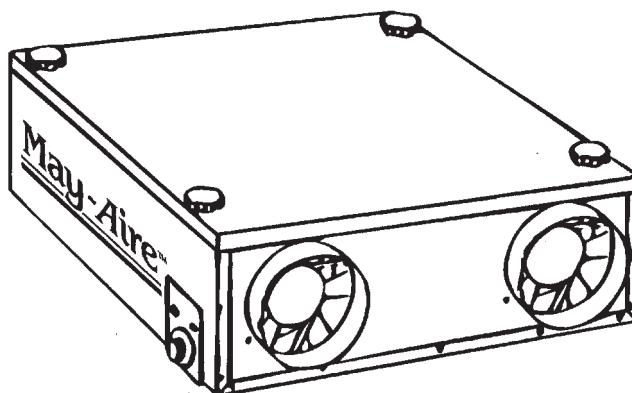
No. and Lengths	Size	Per Ctn.
 No. 906012 Oval to Round Transition	6"	12
	7"	12
	8"	12
 No. 9051PL No. 9052CR	5"	12
	6"	12
	7"	12
	8"	12
 No. 9090 Connector	6"	A/O
	7"	A/O
	8"	A/O
 No. 9015 (Big End Crimped) No. 9016 (Sm. End Crimped)	6"	12
	7"	12
	8"	12
	9"	12
	10"	12
No. 9020 (No Crimp)		

No. and Lengths	Size	Per Ctn.
 90° Elbow	5"	12
	6"	12
	7"	12
	8"	12
 45° Angle	6"	24
	7"	24
	8"	24
 No. 9045 Tee	6"	A/O
	7"	A/O
	8"	A/O


May-Aire™

Fresh Air Exchanger


- Reduces Humidity
- Eliminates Odors
- Ease of Installation
- Auto-Defrost
- Variable Speed Fan
- Lightweight/Compact
- Quiet Operation



Independent System



Forced Air Furnace System



Item	Page
ALUMINUM PRODUCTS	16, 17
BLACK PIPE/FITTINGS	20
FLEX DUCTPart No.	
FLEX DUCT INSULATED.....GP250.....	18
FLEX DUCT UNINSULATED.....RD250.....	18
Flex Duct Connector.....940.....	18
INSULATED SLEEVE.....INS5.....	18
ALUMINUM FLEX.....931.....	16
Alum Flex Duct Connector.....939.....	16
GALVANIZED	
CAPS	
Duct End.....212, 212FSD.....	4
Pipe End.....64, 65.....	13
Rain Cap.....30, 47.....	15
Stack End.....213.....	9
CEILING DIFFUSER BOX.....914, 916, 917.....	9
CEILING HEADS.....20.....	8
CLEATS	
Drive.....18.....	12
"S".....20.....	12
Standing "S".....22.....	12
CONDUCTOR BAND.....600.....	14
DAMPER BOX	
Swamp Cooler.....SC.....	12
DAMPERS	
Round.....8, 9.....	12
Volume.....12.....	13
DIVERTERS	
Horizontal.....28.....	15
Round.....27.....	15
Square.....29.....	15
DRAWBANDS.....S55, S75.....	5
DRYER VENT.....500.....	16
Hose.....VF50.....	16
Hose Clamp.....VC923.....	16
DRYER VENT BOX.....502-4, 502-6.....	14
DUCT/FITTINGS	
4', 5' and 8' Duct.....100.....	4
Starting Collars.....45, 50.....	4
Transitions.....46L, 47C, 48R.....	4
Elbows.....190, 116.....	4
Angles.....106, 109.....	4
Reducers.....113, 49, 49S.....	4
End Caps.....212, 212FSD.....	4
ELBOWS/ANGLES (ROUND)	
All gauges & sizes.....3,4.....	5
FILTER RACKS.....FR.....	4
FRESH AIR INTAKE.....444.....	14
HANGERS	
Duct.....333.....	12
Pipe.....344.....	12
HOLE CUTTER	
Multi-cut.....SM3-12.....	14
PANNING	
Galvanized.....16.....	12
Aluminum.....16A.....	12
Joist Pan Header.....15A, 15G, 19A, 19G.....	12
PERIMETER BOOTS.....P5, P7, P13, P17, P17L, P17R, PB13.....	8
PIPE (ROUND)	
All gauges & sizes.....1.....	5

GALVANIZED (Continued)

PIPE & DAMPER SECTION.....PDS.....	13
PLENUMS.....99, 99U.....	3
REDUCERS (ROUND)	
Tapered.....66.....	13
Flat.....61.....	13
REGISTER BOXES	
Funnel.....82.....	9
Floor.....80.....	11
Takeoff.....101.....	11
REGISTER FRAMES	
Wall.....24F, 24FD.....	11
Plaster Guard.....60 PLAST.....	11
REGISTER HEADS.....2S, 2L, 2D, 32, 26.....	11
RETURN AIR DROPS	
R.A. Drop Assembly.....71-2315.....	3
R.A. Assembly.....70, 70K, 71, 71K.....	3
R.A./Support Box.....SB30, SB38.....	3
R.A./Support Box/w Filter.....SBF 30, SBF 36.....	3
ROOF PRODUCTS	
Flashing.....110, 110SP, 111.....	15
Rain Caps.....30, 47.....	15
Storm Collar.....120.....	15
W-Valley.....WV-18.....	15
Vent Jack.....	15
SADDLES	
45° and 90°.....403, 404.....	13
SPIN-INS	
Metal.....94, 95, 96, 97.....	7
Duct Board.....90, 91, 92, 93.....	7
Bellmouth Metal.....951, 952, 953, 954.....	7
Bellmouth Duct Board.....955, 956, 957, 958.....	7
TAKEOFFS	
Pivot.....S5.....	6
Half Tab.....T5.....	6
Full Tab.....T7.....	6
Rect. to Rd.T10, T12, T14, T15, T16, T17, T19.....	6
Duct Board.....89.....	6
Metal.....T27.....	6
A Collar.....T25, T26.....	6
TEES	
Standard 90°.....6.....	5
Water Heater.....421, 420, 490.....	14
Tee Wye.....719.....	14
Branch Wye.....720.....	14
THIMBLE.....24.....	14
VENT GRIP.....107.....	13
WALL STACK BOOTS.....5, 7, 13, 17, 17L, 17R.....	10
WALLSTACK/FITTINGS	
Wallstack.....200.....	9
Elbow.....290, 216.....	9
Angle.....209, 206.....	9
End Cap.....213.....	9
Starting Collar.....35, 36, 40.....	10
Boot Extension.....33.....	10
WYES	
Tee.....719.....	14
Branch.....720.....	14
MAY-AIRE.....	20
OVAL PIPE/FITTINGS.....	19
PVC FITTINGS.....	18
STAINLESS STEEL PRODUCTS.....	17



SNAPPY - GEORGIA

3365 Florence Rd
Powder Springs, 30127
Phone: 800-888-4391

SNAPPY - MINNESOTA

1011 11th Avenue S.E.
Detroit Lakes, 56501
Phone: 800-328-2044

SNAPPY - NEW YORK

214 Commercial St.
Medina, 14103
Phone: 800-229-0021

SNAPPY - OREGON

16233 N. East Cameron Blvd.
Portland, 97230
Phone: 800-300-1660