



HVAC installation
SOLUTIONS

Fortress®

Lineset duct and fittings.

Professional protection for A/C systems.

Complete System.

Covers and fittings for the majority of applications

- **Satin finish**
- **Heavy duty grade.** For mini-splits, high velocity and conventional ducted AC systems.
- **Snap together design** for quick installation
- **UV and weather resistant**
- **Stylish.** Compliments any residential or commercial building.
- **2 sizes, 4 color options**
- **7.5' duct lengths.** 6 lengths per box

Adjustable Fittings Now Available!



















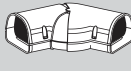


Comes in 3.5" & 4" Sizes, adjusts within 45-90° Angles

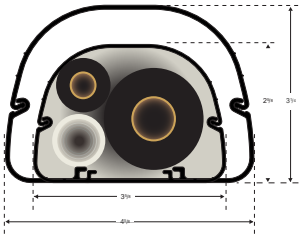




Longer 7.5ft ducting
minimizes joints and reduces waste.

Paintable.
Brush, spray or roller to match or complement custom colors. Follow paint manufacturers recommendations for vinyl products.

	MODEL	SIZE	DESCRIPTION	L	W	H	WHITE Order code / Ref No Qty	IVORY Order code / Ref No Qty	BROWN Order code / Ref No Qty	GRAY Order code / Ref No Qty				
	LD92	3½	Ducting	90"	3⅝"	2⅝"	84004 (LD92W)	6	84024 (LD92I)	6	84064 (LD92B)	6	84044 (LD92G)	6
	LD122	4½	Ducting	90"	4⅝"	3¼"	84104 (LD122W)	6	84124 (LD122I)	6	84164 (LD122B)	6	84144 (LD122G)	6
	LJ92	3½	Coupler	2⅝"	3⅞"	2¾"	84010 (LJ92W)	6	84030 (LJ92I)	6	84270 (LJ92B)	1	84250 (LJ92G)	1
	LJ122	4½	Coupler	2⅝"	4⅞"	3½"	84110 (LJ122W)	6	84130 (LJ122I)	6	84370 (LJ122B)	1	84350 (LJ122G)	1
	LW92	3½	wall inlet	9"	4⅜"	3⅞"	84016 (LW92W)	6	84036 (LW92I)	6	84276 (LW92B)	1	84256 (LW92G)	1
	LW122	4½	wall inlet	9¾"	5⅜"	4"	84116 (LW122W)	6	84136 (LW122I)	6	84376 (LW122B)	1	84356 (LW122G)	1
	LEN92	3½	End Fitting	4¼"	3⅞"	2¾"	84007 (LEN92W)	6	84027 (LEN92I)	6	84267 (LEN92B)	1	84247 (LEN92G)	1
	LEN122	4½	End Fitting	4¼"	4⅞"	3½"	84107 (LEN122W)	6	84127 (LEN122I)	6	84367 (LEN122B)	1	84347 (LEN122G)	1
	LK92	3½	90° Flat Ell	5¾"	5¼"	2¾"	84011 (LK92W)	6	84031 (LK92I)	6	84271 (LK92B)	1	84251 (LK92G)	1
	LK122	4½	90° Flat Ell	6¼"	6½"	3½"	84111 (LK122W))	6	84131 (LK122I)	6	84371 (LK122B)	1	84351 (LK122G)	1
Above fittings also available in LDK Kit pack (shown right)														
	LP92	3½	soffit inlet	3½"	6"	4⅞"	84014 (LP92W)	6	84034 (LP92I)	6	84274 (LP92B)	1	84254 (LP92G)	1
	LP122	4½	soffit inlet	3½"	7"	5½"	84114 (LP122W)	6	84134 (LP122I)	6	84374 (LP122B)	1	84354 (LP122G)	1
	LKF92	3½	45° Flat Ell	4⅞"	4⅞"	2¾"	84012 (LKF92W)	6	84032 (LKF92I)	6	84272 (LKF92B)	1	84252 (LKF92G)	1
	LKF122	4½	45° Flat Ell	6½"	6½"	3½"	84112 (LKF122W)	6	84132 (LKF122I)	6	84372 (LKF122B)	1	84352 (LKF122G)	1
	LCI92	3½	90° Inside Vertical Ell	5¼"	5¼"	2¾"	84002 (LCI92W)	6	84022 (LCI92I)	6	84262 (LCI92B)	1	84242 (LCI92G)	1
	LCI122	4½	90° Inside Vertical Ell	5¼"	5¼"	3½"	84102 (LCI122W)	6	84122 (LCI122I)	6	84362 (LCI122B)	1	84342 (LCI122G)	1
	LCO92	3½	90° Outside Vertical Ell	4½"	4½"	2¾"	84003 (LCO92W)	6	84023 (LCO92I)	6	84263 (LCO92B)	1	84243 (LCO92G)	1
	LCO122	4½	90° Outside Vertical Ell	5¼"	5¼"	3½"	84103 (LCO122W)	6	84123 (LCO122I)	6	84363 (LCO122B)	1	84343 (LCO122G)	1
	LCFI92	3½	45° Inside Vertical Ell	4¾"	3⅞"	2¾"	84000 (LCFI92W)	6	84020 (LCFI92I)	6	84260 (LCFI92B)	1	84240 (LCFI92G)	1
	LCFI122	4½	45° Inside Vertical Ell	6¼"	4⅞"	3½"	84100 (LCFI122W)	6	84120 (LCFI122I)	6	84360 (LCFI122B)	1	84340 (LCFI122G)	1
	LCFO92	3½	45° Outside Vertical Ell	4⅝"	3⅞"	2¾"	84001 (LCFO92W)	6	84021 (LCFO92I)	6	84261 (LCFO92B)	1	84241 (LCFO92G)	1
	LCFO122	4½	45° Outside Vertical Ell	5¼"	4⅞"	3½"	84101 (LCFO122W)	6	84121 (LCFO122I)	6	84361 (LCFO122B)	1	84341 (LCFO122G)	1
	LT92	3½	Tee	7¾"	5¾"	2¾"	84015 (LT92W)	6	84035 (LT92I)	6	84275 (LT92B)	1	84255 (LT92G)	1
	LT122	4½	Tee	7¾"	6½"	3½"	84115 (LT122W)	6	84135 (LT122I)	6	84375 (LT122B)	1	84355 (LT122G)	1
	LDR12292	3½ – 4½	Reducer	3"	4⅞"	3⅞"	84106 (LDR12292W)	6	84126 (LDR12292I)	6	84366 (LDR12292B)	1	84346 (LDR12292G)	1
	LKS92	3½	90° Sweep Ell	13"	13"	2¾"	84013 (LKS92W)	6	84033 (LKS92I)	6	84273 (LKS92B)	1	84253 (LKS92G)	1
	LKS122	4½	90° Sweep Ell	14"	14"	3½"	84113 (LKS122W)	6	84133 (LKS122I)	6	84373 (LKS122B)	1	84353 (LKS122G)	1
	LF92	3½	Flexible Ell	40"	3½"	2½"	84008 (LF92W)	6	84028 (LF92I)	6	84268 (LF92B)	1	84248 (LF92G)	1
	LF122	4½	Flexible Ell	40"	4½"	3¼"	84108 (LF122W)	6	84128 (LF122I)	6	84368 (LF122B)	1	84348 (LF122G)	1
	LFJ92	3½	Flexible Adaptor	3⅞"	3⅞"	2¾"	84009 (LFJ92W)	6	84029 (LFJ92I)	6	84269 (LFJ92B)	1	84249 (LFJ92G)	1
	LFJ122	4½	Flexible Adaptor	3⅞"	4⅞"	3½"	84109 (LFJ122W)	6	84129 (LFJ122I)	6	84369 (LFJ122B)	1	84349 (LFJ122G)	1
	LWF92	3½	Wall Flange	5"	6"	2⅞"	84017 (LWF92W)	6	84037 (LWF122I)	6	84277 (LWF92B)	1	84257 (LWF92G)	1
	LWF122	4½	Wall Flange	6½"	7¾"	2⅝"	84117 (LWF122W)	6	84137 (LWF122I)	6	84377 (LWF122B)	1	84357 (LWF122G)	1
	LDC	-	Twistlock Lineset Duct Clip	-	-	-	84099 (LDC) (12 pk 50 bags)							
	LKA92	3½	45-90° Adj Flat Ell	10"	8"	5"	84046 (LKA92W)	6	84047 (LKA92I)	6	84278 (LKA92B)	1	84258 (LKA92G)	1
	LKA122	4½	45-90° Adj Flat Ell	10"	10"	5"	84146 (LKA122W)	6	84147 (LKA122I)	6	84378 (LKA122B)	1	84358 (LKA122G)	1
	LCA92	3½	45-90° Adj Vert Ell	4"	6"	5"	84048 (LCA92W)	6	84049 (LCA92I)	6	84279 (LCA92B)	1	84259 (LCA92G)	1
	LCA122	4½	45-90° Adj Vert Ell	5"	7"	8"	84148 (LCA122W)	6	84149 (LCA122I)	6	84379 (LCA122B)	1	84359 (LCA122G)	1
	LG	-	Gusset	-	-	-	84098	-	-	-	-	-	25	



Technical Information
Weather resistant PVC,
UV stabilized & fire resistant.
Tested to over 2,000 hours.
Temperature Range
-4°F to 140°F



12' Wall Duct Kit
Kit includes 12' of duct and all
essential fittings to hide and
protect the lineset for a typical
A/C installation. Available in
white, ivory, gray and brown

LDK Kit includes:
LD – Ducting 4' Long (3)
LJ – Couplers (2)
LW – Wall Inlet (1)
LEN – End Fitting (1)
LK – 90° Flat Ell (1)

Fortress Kits:
84045 LDK92G – Gray 3½
84145 LDK122G – Gray 4½
84065 LDK92B – Brown 3½
84165 LDK122B – Brown 4½
84005 LDK92W – White 3½
84105 LDK122W – White 4½
84025 LDK92I – Ivory 3½
84125 LDK122I – Ivory 4½



Professional quality. Quick assembly. Professional appearance.



A CSW Industrials Company

RectorSeal® 2601 Spenwick Drive Houston, TX 77055 800-231-3345 rs.today/fortress

A CSW Industrials Company. RectorSeal, the logos and other trademarks are property of RectorSeal, LLC, its affiliates or its licensor's and are protected by copyright, trademark and other intellectual property laws, and may not be used without permission. RectorSeal reserves the right to change specifications without prior notice. ©2023 RectorSeal. All rights reserved. R50317-0323