




Job Name:	
System Reference:	Date:

Indoor Unit: MSZ-WR09NA	Outdoor Unit: □ MUZ-WR09NA-U1 □ MUZ-WR09NA-U2	Wireless Remote Controller
		

GENERAL FEATURES

- Single-zone heat pump systems
- Blue Fin anti-corrosion treatment applied to the outdoor unit heat exchanger for increased coil protection and longer life
- Four fan speeds: Low, Medium, High, Super-high
- Anti-mold filter
- INVERTER-driven heat pump
- Cooling operation range: 32° F to 115° F
- Heating operation range: 5° F to 75° F
- Multiple control options available:
 - Hand-held Remote Controller (provided with unit)
 - kumo cloud® smart device app for remote access
 - Third-party interface options
 - Wired or wireless controllers
- 12-hour timer
- ECONO COOL mode
- AUTO restart
- The outdoor unit powers the indoor unit and should a power outage occur, the system is automatically restarted when the power returns.

SPECIFICATIONS: MSZ-WR09NA & MUZ-WR09NA

Cooling at 95°F ¹	Maximum Capacity	BTU/H	10,000
	Rated Capacity	BTU/H	9,000
	Minimum Capacity	BTU/H	3,800
	Maximum Power Input	W	930
	Rated Power Input	W	820
	Moisture Removal	Pints/h	1.5
	Sensible Heat Factor		0.82
	Power Factor (208/230V)	%	87/87
Cooling at 82°F	Maximum Capacity	BTU/H	11,040
	Rated Capacity	BTU/H	9,800
	Minimum Capacity	BTU/H	4,196
	Maximum Power Input	W	836
	Rated Power Input	W	742
Heating at 47°F ²	Maximum Capacity	BTU/H	11,800
	Rated Capacity	BTU/H	10,900
	Minimum Capacity	BTU/H	4,500
	Maximum Power Input	W	1,090
	Rated Power Input	W	980
	Power Factor	%	90/90
Heating at 17°F ³	Maximum Capacity	BTU/H	7,200
	Rated Capacity	BTU/H	6,700
	Maximum Power Input	W	850
	Rated Power Input	W	760
Heating at 5°F ⁴	Maximum Capacity	BTU/H	5,990
	Maximum Power Input	W	720
Efficiency	SEER SEER2		16.0 18.0
	EER ¹ EER2 ¹		11.0 11.0
	HSPF (IV) HSPF2 (IV)		8.5 8.5
	COP at 47°F ²		3.25
	COP at 17°F in Maximum Capacity ³		2.48
	COP at 5°F in Maximum Capacity ⁴		2.44
ENERGY STAR® certified units (ENERGY STAR products are third-party certified by an EPA-recognized Certification Body.)			NO
Electrical	Voltage, Phase, Frequency		208/230V, 1 phase, 60Hz
	Guaranteed Voltage Range		V AC 187-253
	Voltage: Indoor - Outdoor, S1-S2		V AC 208/230
	Voltage: Indoor - Outdoor, S2-S3		V DC 24
	Short-circuit Current Rating (SCCR)		kA 5
	Recommended Fuse/Breaker Size (Outdoor)		A 15
	Recommended Wire Size (Indoor - Outdoor)		AWG 14
Indoor Unit	MCA		A 1
	Blower Motor Full Load Amperage		A 0.76
	Blower Motor Output		W 30
	Airflow Rate at Cooling, Dry		CFM 399-321-237-170
	Airflow Rate at Cooling, Wet		CFM 364-286-201-134
	Airflow Rate at Heating, Dry		CFM 406-321-237-170
	Sound Pressure Level (Cooling)		dB(A) 43-37-30-22
	Sound Pressure Level (Heating)		dB(A) 43-37-30-22
	Drain Pipe Size		In. (mm) 5/8 (15.88)
	Heat Exchanger Type Plate fin coil		
	External Finish Color Munsell 1.0Y 9.2/0.2		
	Unit Dimensions		W: In. (mm) 31-7/16 (798)

SPECIFICATIONS: MSZ-WR09NA & MUZ-WR09NA

	Package Dimensions	D: In. (mm)	9-1/8 (232)
		H: In. (mm)	11-5/8 (295)
		W: In. (mm)	33-1/2 (850)
		D: In. (mm)	12 (300)
		H: In. (mm)	14 (350)
	Unit Weight	Lbs. (kg)	22 (10)
	Package Weight	Lbs. (kg)	26 (11.5)
Indoor Unit Operating Temperature Range	Cooling Intake Air Temp (Maximum / Minimum)*	°F	90F D.B / 73F W.B // 67F D.B / 57F W.B
	Heating Intake Air Temp (Maximum / Minimum)	°F	80F D.B // 70F D.B
Outdoor Unit	MCA	A	9
	MOCP	A	15
	Fan Motor Full Load Amperage	A	0.5
	Fan Motor Output	W	55
	Airflow Rate	CFM	1,151 / 1,225
	Refrigerant Control		LEV
	Defrost Method		Reverse cycle
	Heat Exchanger Type		Plate fin coil
	Blue Fin Coating on Heat Exchanger		Yes
	Sound Pressure Level, Cooling ¹	dB(A)	48
	Sound Pressure Level, Heating ²	dB(A)	50
	Compressor Type		DC INVERTER-driven
	Compressor Model		KNB073FRVMC
	Compressor Rated Load Amps	A	6.2
	Compressor Locked Rotor Amps	A	7.7
	Compressor Oil Type // Charge	oz.	FV50S // 9.1
	External Finish Color		Ivory Munsell 3Y 7.8/1.1
	Base Pan Heater		Optional
	Unit Dimensions	W: In. (mm)	31-1/2 (800)
		D: In. (mm)	11-1/4 (285)
		H: In. (mm)	21-5/8 (550)
	Package Dimensions	W: In. (mm)	37 (940)
		D: In. (mm)	14-15/16 (380)
		H: In. (mm)	24-13/16 (630)
	Unit Weight	Lbs. (kg)	73 (33)
	Package Weight	Lbs. (kg)	79 (36)
Outdoor Unit Operating Temperature Range	Cooling Air Temp (Maximum / Minimum)*	°F	115 / 32
	Cooling Thermal Lock-out / Re-start Temperatures**	°F	-1 / 3
	Heating Air Temp (Maximum / Minimum)	°F	75 / 5
	Heating Thermal Lock-out / Re-start Temperatures**	°F	-9 / -4
Refrigerant	Type		R410A
	Charge	Lbs, oz	1, 12
Piping	Gas Pipe Size O.D. (Flared)	In.(mm)	3/8 (9.52)
	Liquid Pipe Size O.D. (Flared)	In.(mm)	1/4 (6.35)
	Maximum Piping Length	Ft. (m)	65 (20)
	Maximum Height Difference	Ft. (m)	40 (12)
	Maximum Number of Bends		10

Notes

AHRI Rated Conditions (Rated data is determined at a fixed compressor speed)	¹ Cooling (Indoor // Outdoor)	°F	80 DB, 67 WB // 95 DB, 75 WB
	² Heating at 47°F (Indoor // Outdoor)	°F	70 DB, 60 WB // 47 DB, 43 WB
	³ Heating at 17°F (Indoor // Outdoor)	°F	70 DB, 60 WB // 17 DB, 15 WB
Conditions	⁴ Heating at 5°F (Indoor // Outdoor)	°F	70 DB, 60 WB // 5 DB, 4 WB

*Applications should be restricted to comfort cooling only; equipment cooling applications are not recommended for low ambient temperature conditions.

**System cuts out in heating mode to avoid thermistor error and automatically restarts at these temperatures.

ACCESSORIES: MSZ-WR09NA

Anti-allergy Enzyme Filter	□ MAC-408FT-E
Remote Controller Holder	□ U01A01083
kumo touch™ RedLINK™ Wireless Controller	□ MHK2
Deluxe MA Remote Controller ¹	□ PAR-40MAAU
Simple MA Controller ¹	□ PAC-YT53CRAU-J
Touch MA Controller ¹	□ PAR-CT01MAU-SB
Wired Remote Sensor	□ M21EAA307
Wireless Temperature and Humidity Sensor	□ PAC-USWHS003-TH-1
System Control Interface ²	□ MAC-334IF-E
Wireless Interface 2	□ PAC-USWHS002-WF-2
Thermostat Interface	□ PAC-US444CN-1
Thermostat Interface	□ PAC-US445CN-1
kumo station® for kumo cloud®	□ PAC-WHS01HC-E
USNAP Interface	□ PAC-WHS01UP-E
IT Extender	□ PAC-WHS01IE-E
BACnet® and MODBUS® Interface	□ PAC-UKPRC001-CN-1
Lockdown Bracket for Hand-held Remote Controllers	□ RCMKP1CB
Blue Diamond Sensor Extension Cable — 15 Ft.	□ C13-103
Blue Diamond Alarm Extension Cable — 6.5 Ft.	□ C13-192
Blue Diamond MultiTank — collection tank for use with multiple pumps	□ C21-014
Blue Diamond Rubber Foot Pads	□ F10-010
Mini Condensate Pump — 230 volt application	□ SI30-230
MegaBlue Advanced Blue Diamond Condensate Pump w/ Reservoir & Sensor	□ X87-835 - 110 to 250V
MaxiBlue Advanced Blue Diamond Mini Condensate Pump w/ Reservoir & Sensor (110V) up to 48,000 BTU/H[recommended]	□ X87-711 - 110V
Advanced Blue Diamond Mini Condensate Pump w/ Reservoir & Sensor (208/230V) [recommended]	□ X87-721 - 208/230V
MicroBlue Blue Diamond Mini Condensate Pump (110/208/230V) up to 18,000 BTU/H	□ X85-003
Fascia Kit for MicroBlue Pump – mounts the MicroBlue and sensor directly beneath the indoor unit	□ T18-016
Refco Condensate Pump (100-240 VAC) up to 120,000 BTU/H	□ COMBI
Refco Condensate Pump (100-240 VAC) up to 120,000 BTU/H	□ GOBI-II
Drain Pan Level Sensor	□ SS610E
(30A/600V/UL) [fits 2" X 4" utility box] - Black	□ TAZ-MS303
(30A/600V/UL) [fits 2" X 4" utility box] - White	□ TAZ-MS303W
Flexible Mini-Split Drain Hose	□ DRX-16

¹ Requires MAC-334IF-E

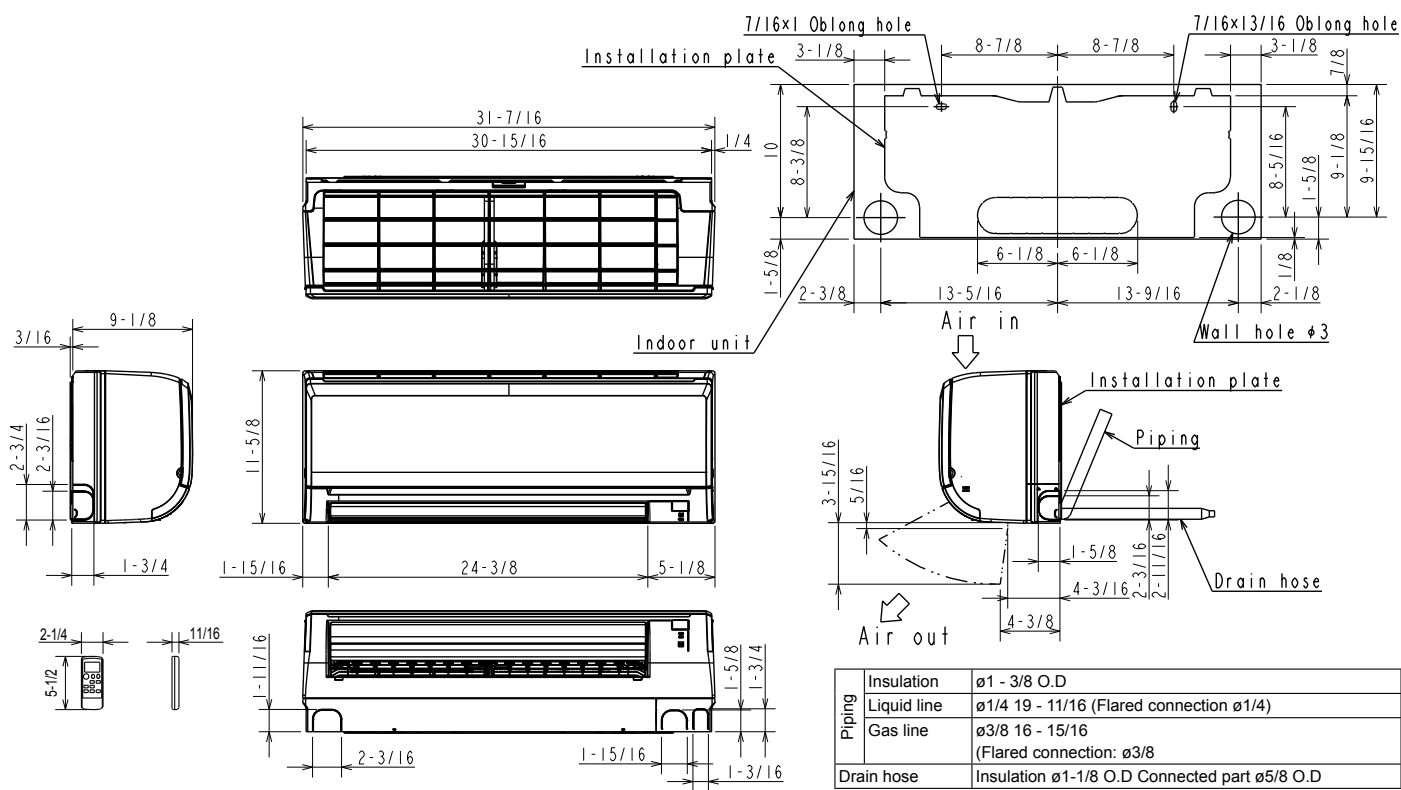
² Allows indoor units to connect to an MA Controller

ACCESSORIES: MUZ-WR09NA

Air Outlet Guide	□ MAC-881SG
Drain Socket	□ MAC-860DS
Optional Defrost Heater	□ MAC-640BH-U
Hail Guard	□ HG-B4
Outdoor Unit 3-1/4 inch Mounting Base (Pair) - Plastic	□ DSD-400P
Condensing Unit Mounting Pad 16" x 36" x 3"	□ ULTRILITE1
Outdoor Unit Stand — 12" High	□ QSMS1201M
Outdoor Unit Stand — 18" High	□ QSMS1801M
Outdoor Unit Stand — 24" High	□ QSMS2401M
Heavy Duty Wall Mounting Bracket— Coated Steel	□ QSWB2000M-1
Heavy Duty Wall Mounting Bracket — 316 Series Stainless Steel	□ QSWBSS
15' x 1/4" x 15' / 3/8" Lineset (Twin-Tube Insulation)	□ MLS143812T-15
30' x 1/4" x 30' / 3/8" Lineset (Twin-Tube Insulation)	□ MLS143812T-30
50' x 1/4" x 50' / 3/8" Lineset (Twin-Tube Insulation)	□ MLS143812T-50
65' x 1/4" x 65' / 3/8" Lineset (Twin-Tube Insulation)	□ MLS143812T-65

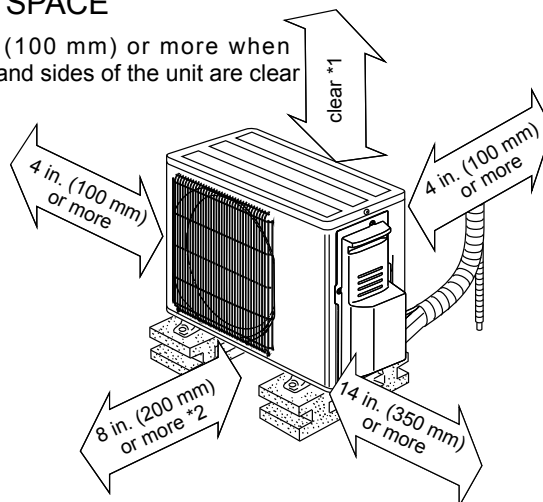
DIMENSIONS: MSZ-WR09NA

Unit: inch



REQUIRED SPACE

*1 4 in. (100 mm) or more when front and sides of the unit are clear



*2 When any 2 sides of left, right and rear of the unit are clear

