

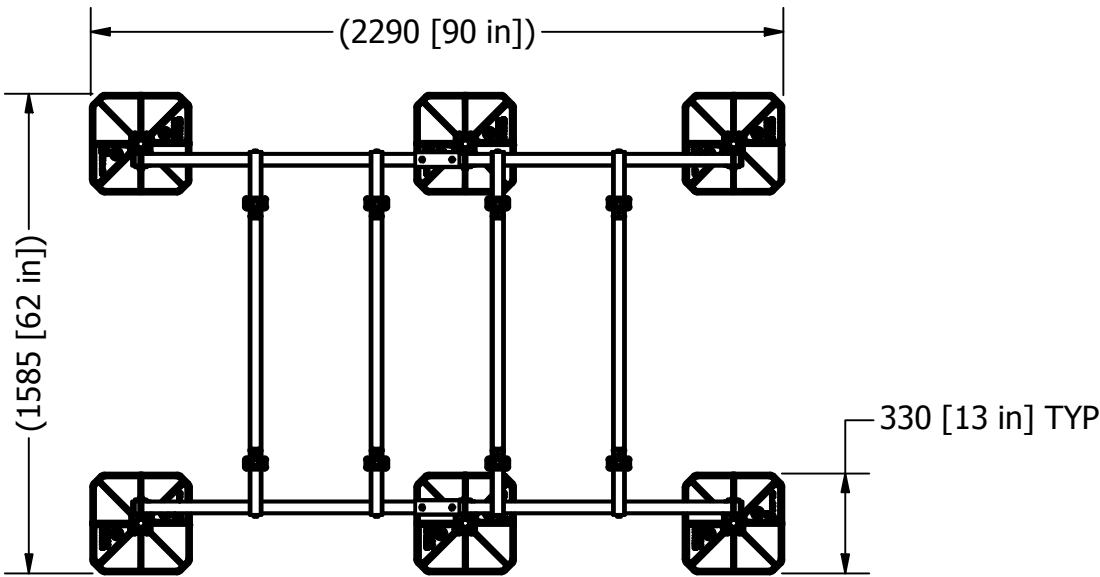
| | |
|----------------|---------------------------|
| PROJECT REF: | 87658-B9720 & 87659-B9721 |
| UNIT REF: | LARGE UNIT SUPPORT |
| FOOT PRESSURE: | N/A |
| UDL: | N/A |

Material grade: BS EN 10219-1:2006 (S235JR). Welding standard: BS EN ISO 15614-1: 2016. Galvanizing standard: BS EN ISO 1461:2009
Reference specification document "Custom Fabrication Specification" (BF-SPEC-050411) for further information
Reference specification document "Big Foot Systems Steel Specification (BF-SPEC-230610) for further information

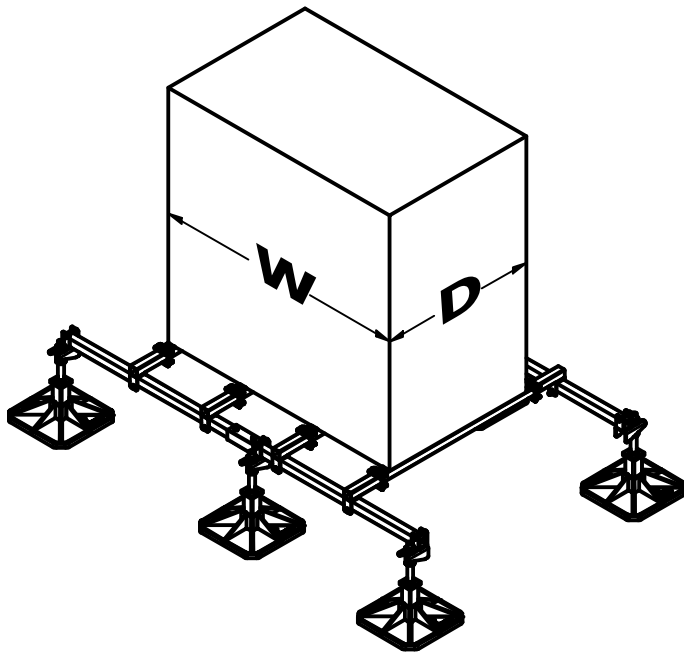
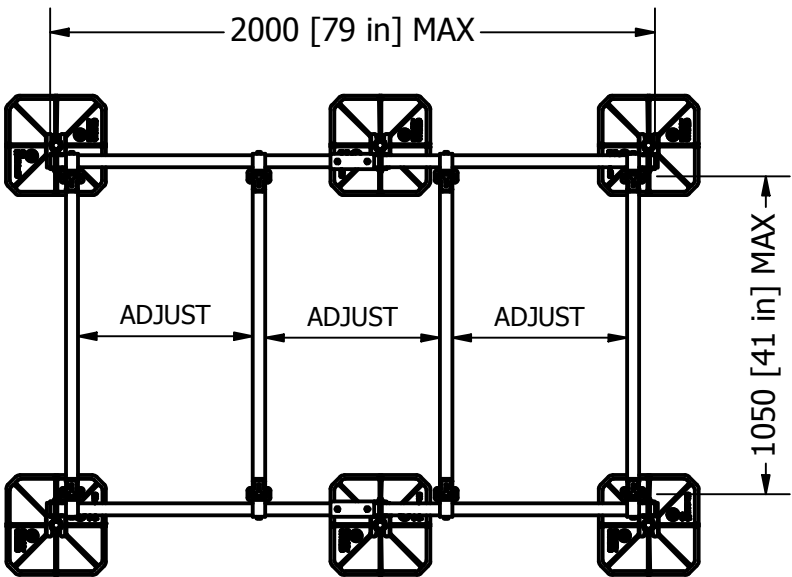
A

A

OVERALL LENGTH & WIDTH OF FRAME



MAX UNIT DIMENSION WITH USE OF CLAMPS

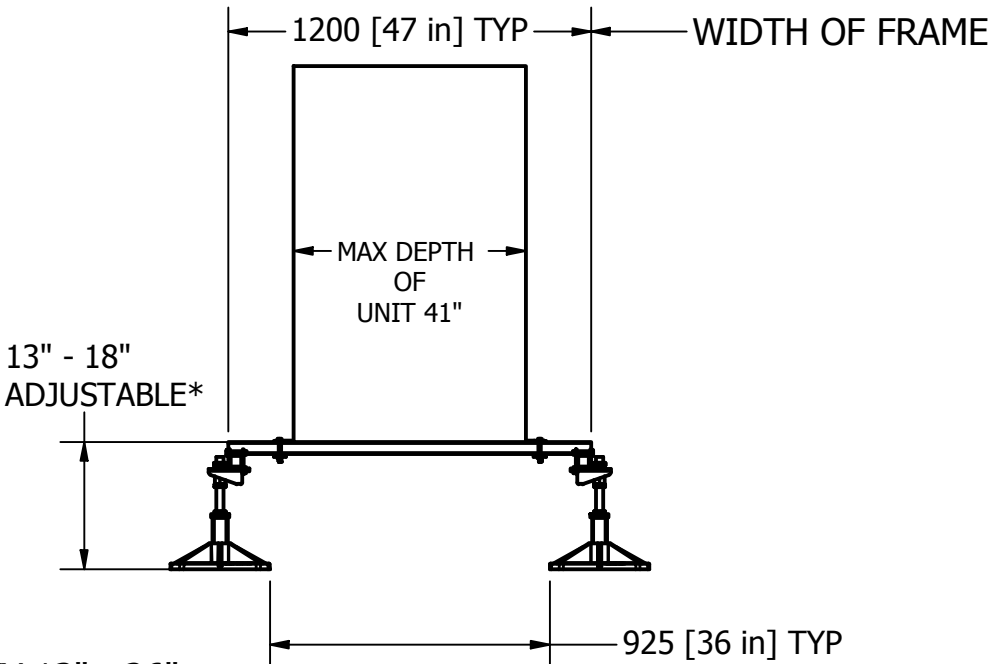
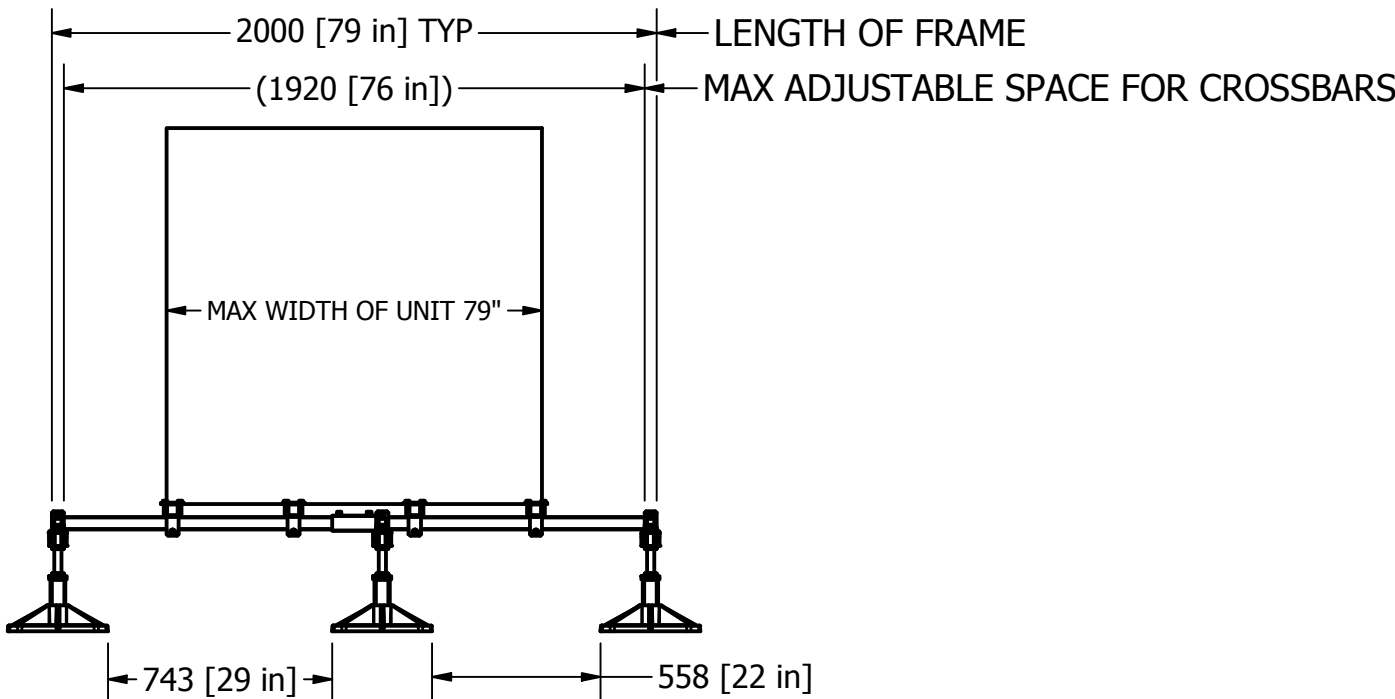


B

B

C

C



LONG STUD VERSION IS AVAILABLE (B9720/1 & B9721/1) ADJUSTABILITY 13" - 26"

NOTES:
ALL CROSSBARS ARE FULLY ADJUSTABLE ALONG THE LENGTH OF FRAME
***FROM FLOOR LEVEL TO TOP OF CROSSBAR**

Installation and application considerations should include health, safety and environmental needs, regulations and standards, codes of practice, climate conditions, installation location, product orientation, evaluation of the roof structure, composition, surface and condition, ancillary and complementary products and materials. Big Foot Systems recommend that all rooftop products are handled and installed by suitably qualified persons. All scheme designs are based on the use of Big Foot Systems' products and materials only. Terms and conditions available on request

REV

A

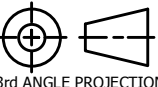
DATE:

7/2/2019

DRAWN:

K MABRY

CHECKED:



3rd ANGLE PROJECTION

SCALE: 1 : 25

DIMENSIONS IN mm U.O.S

TOLERANCES: 0.0 ± 0.5mm U.O.S

SHEET 1 OF 1

A3

TITLE:

MULTI FRAME STD LEG

DWG No.

B9720-002- 1VRVMOD.dwg

THIS DRAWING IS COPYRIGHT AND
THE PROPERTY OF BIG FOOT SYSTEMS LIMITED



D

D