

*HIGH-EFFICIENCY
SPLIT SYSTEM HEAT PUMP
UP TO 15.2 SEER2 & 7.8 HSPF2
1½ TO 5 TONS*



Contents

Nomenclature.....	2
Product Specifications.....	3
Expanded Cooling Data	4
Expanded Heating Data.....	18
Performance Data	20
Dimensions	21
Wiring Diagrams	22
Accessories	25

Standard Features

- High-efficiency scroll compressor
- SmartShift® technology to ensure quiet reliable defrost
- Copper tube/ enhanced aluminum fin coil- 5mm diameter on 1.5-3.5T
- Factory-installed suction-line accumulator
- Factory-installed compressor crankcase heater
- Factory-installed high-capacity muffler
- High- and low-pressure switches
- Service valves with sweat connections and easy access to gauge ports
- Fully charged for 15' of tubing length
- Contactor with lug connection
- Ground lug connection
- AHRI Certified; ETL Listed

Cabinet Features

- Removable grille style top design compliant with UL 60335-2-40
- Steel louver coil guard
- Heavy-gauge galvanized-steel cabinet
- Attractive Architectural Gray powder-paint finish with 500-hour salt-spray approval
- Top and side maintenance access
- Single panel access to controls with space provided for field-installed accessories
- When properly anchored, meets the 2020 Florida Building Code unit integrity requirements for hurricane-type winds (Anchor bracket kits available.)



* Complete warranty details available from your local dealer or at www.goodmanmfg.com. To receive the 10-Year Parts Limited Warranty, online registration must be completed within 60 days of installation. Online registration is not required in California or Quebec.

Product Code											
G		S		Z		H		5		0	
36		1		0		AA					
1		2		3		4		5		6	
7,8		9		10		11, 12					
Brand								Engineering			
G Goodman® Brand								Major/Minor Revisions			
								A - Initial Release			
								B - 1st Revision			
Product Category								Variation			
S Split System R-410A											
Unit Type - Split System								Electrical			
X Condenser								1 208/230 V, 1 Phase, 60 Hz			
Z Heat Pump											
Feature								Nominal Capacity			
N Value				H Enhanced							
B Classic				C Premium				018 - 1½ tons			
M Multi-Family				V Ultimate				042 3½ Tons			
								024 - 2 tons			
								048 4 Tons			
								030 - 2½ tons			
								060 5 Tons			
								036 - 3 tons			
SEER2								Sales Region			
13.4 - 13.7 = 3				16.6 - 17.5 = 7				N North			
13.8 - 14.5 = 4				17.6 - 18.5 = 8				S Southeast & North			
14.6 - 15.5 = 5				18.6 - 19.5 = 9				0 All Regions			
15.6 - 16.5 = 6				19.6 + = 0							

	GSZH5 01810A*	GSZH5 02410A*	GSZH5 03010A*	GSZH5 03610A*	GSZH5 04210A*	GSZH5 04810A*	GSZH5 06010A*
NOMINAL CAPACITIES							
Cooling (BTU/h)	18,000	24,000	30,000	36,000	42,000	48,000	60,000
Heating (BTU/h)	18,000	24,000	30,000	36,000	42,000	48,000	60,000
SEER2	15.2	15.2	15.2	15.2	15.2	15.2	15.2
Decibels	68	72	69	72	75	74	76
COMPRESSOR							
RLA	9.0	11.5	14.1	16.0	17.7	19.9	25.6
LRA	42.6	59.5	67.9	91.9	110.2	110.0	151.0
Stage	Single	Single	Single	Single	Single	Single	Two
Type	Scroll	Scroll	Scroll	Scroll	Scroll	Scroll	Scroll
CONDENSER FAN MOTOR							
Horsepower	1/6	1/6	1/6	1/3	1/4	1/4	1/5
FLA	0.95	0.97	0.97	2.8	1.3	1.3	1.0
REFRIGERATION SYSTEM							
Refrigerant Line Size ¹							
Liquid Line Size ("O.D.)	3/8"	3/8"	3/8"	3/8"	3/8"	3/8"	3/8"
Suction Line Size ("O.D.)	3/4"	3/4"	3/4"	7/8"	1 1/8"	1 1/8"	1 1/8"
Refrigerant Connection Size							
Liquid Valve Size ("O.D.)	3/8"	3/8"	3/8"	3/8"	3/8"	3/8"	3/8"
Suction Valve Size ("O.D.)	3/4"	3/4"	3/4"	7/8"	7/8"	7/8"	7/8"
Valve Connection Type	Sweat	Sweat	Sweat	Sweat	Sweat	Sweat	Sweat
Refrigerant Charge (oz.)	106	118	119	114	167	222	276
ELECTRICAL DATA							
Volts/Phase (60 Hz)	208/230	208/230	208/230	208/230	208/230	208/230	208/230
Minimum Circuit Ampacity ²	12.2	15.3	18.6	22.8	23.4	26.2	33.0
Max. Overcurrent Protection ³	20	25	30	35	40	45	50
Min / Max Volts	197/253	197/253	197/253	197/253	197/253	197/253	197/253
Electrical Conduit Size	1/2" or 3/4"	1/2" or 3/4"	1/2" or 3/4"	1/2" or 3/4"	1/2" or 3/4"	1/2" or 3/4"	1/2" or 3/4"
UNIT WEIGHTS							
Equipment Weight	171	193	215	222	264	272	309
Shipping Weight	186	213	235	242	284	292	329

¹ Tested and rated in accordance with AHRI Standard 210/240

² Wire size should be determined in accordance with National Electrical Codes; extensive wire runs will require larger wire sizes

³ Must use time-delay fuses or HACR-type circuit breakers of the same size as noted.

NOTES

- Always check the S&R plate for electrical data on the unit being installed.
- Installer will need to supply 3/8" to 1 1/8" adapters for suction line connections.
- Unit is charged with refrigerant for 15' of 3/8" liquid line. System charge must be adjusted per Installation Instructions Final Charge Procedure.
- Installation of these units requires the specified TXV Kit to be installed on the indoor coil.
THE SPECIFIED TXV IS DETERMINED BY THE OUTDOOR UNIT NOT THE INDOOR COIL.

		OUTDOOR AMBIENT TEMPERATURE																																			
		65°F						75°F						85°F						95°F						105°F						115°F					
IDB	AIRFLOW	59	63	67	71	59	63	67	71	59	63	67	71	59	63	67	71	59	63	67	71	59	63	67	71	59	63	67	71	59	63	67	71				
550	MBh	17.9	18.2	18.7	-	17.8	18.0	18.6	-	17.3	17.6	18.1	-	16.5	16.7	17.3	-	15.5	15.8	16.3	-	14.6	14.9	15.4	-	14.6	14.9	15.4	-	14.6	14.9	15.4	-				
	S/T	0.62	0.54	0.41	-	0.63	0.55	0.41	-	0.65	0.57	0.44	-	1.00	0.59	0.46	-	1.00	0.62	0.48	-	1.00	0.67	0.53	-	1.00	0.67	0.53	-	1.00	0.67	0.53	-				
	Δ T	19	17	14	-	19	17	14	-	19	17	14	-	19	17	14	-	18	17	13	-	19	18	14	-	19	18	14	-	19	18	14	-				
	kW	0.99	0.99	0.98	-	1.10	1.09	1.09	-	1.22	1.22	1.21	-	1.35	1.35	1.35	-	1.50	1.50	1.49	-	1.67	1.67	1.67	-	1.67	1.67	1.67	-	1.67	1.67	1.67	-				
	Amps	3.8	3.8	3.8	-	4.3	4.3	4.3	-	4.8	4.8	4.8	-	5.4	5.4	5.4	-	6.1	6.1	6.1	-	6.9	6.9	6.9	-	6.9	6.9	6.9	-	6.9	6.9	6.9	-				
620	HI PR	232	233	234	-	268	269	271	-	306	307	309	-	348	349	350	-	392	393	395	-	439	440	442	-	439	440	442	-	439	440	442	-				
	LO PR	124	125	128	-	131	133	136	-	138	139	142	-	143	145	148	-	149	150	153	-	156	157	160	-	156	157	160	-	156	157	160	-				
	MBh	18.1	18.4	18.9	-	18.0	18.2	18.8	-	17.5	17.8	18.3	-	16.7	17.0	17.5	-	15.7	16.0	16.5	-	14.8	15.1	15.6	-	14.8	15.1	15.6	-	14.8	15.1	15.6	-				
	S/T	0.67	0.60	0.46	-	0.68	0.60	0.47	-	0.71	0.63	0.49	-	1.00	0.65	0.51	-	1.00	0.67	0.53	-	1.00	0.72	0.59	-	1.00	0.72	0.59	-	1.00	0.72	0.59	-				
	Δ T	18	16	13	-	18	16	13	-	18	16	13	-	18	16	13	-	17	16	12	-	18	17	13	-	18	17	13	-	18	17	13	-				
675	kW	0.99	0.99	0.99	-	1.10	1.10	1.10	-	1.22	1.22	1.22	-	1.35	1.35	1.35	-	1.50	1.50	1.50	-	1.68	1.67	1.67	-	1.68	1.67	1.67	-	1.68	1.67	1.67	-				
	Amps	3.8	3.8	3.8	-	4.3	4.3	4.3	-	4.9	4.9	4.9	-	5.5	5.5	5.5	-	6.1	6.1	6.1	-	6.9	6.9	6.9	-	6.9	6.9	6.9	-	6.9	6.9	6.9	-				
	HI PR	233	234	236	-	270	271	273	-	308	309	311	-	349	350	352	-	394	395	396	-	441	442	444	-	441	442	444	-	441	442	444	-				
	LO PR	125	127	130	-	133	134	137	-	139	141	144	-	145	146	150	-	150	152	155	-	157	159	162	-	157	159	162	-	157	159	162	-				
	MBh	18.3	18.6	19.1	-	18.2	18.4	19.0	-	17.7	18.0	18.5	-	16.9	17.2	17.7	-	15.9	16.2	16.7	-	15.0	15.3	15.8	-	15.0	15.3	15.8	-	15.0	15.3	15.8	-				
675	S/T	0.70	0.62	0.49	-	0.71	0.63	0.49	-	0.73	0.66	0.52	-	1.00	0.67	0.54	-	1.00	0.70	0.56	-	1.00	0.75	0.61	-	1.00	0.75	0.61	-	1.00	0.75	0.61	-				
	Δ T	17	15	12	-	17	15	12	-	17	16	12	-	17	15	12	-	17	15	12	-	18	16	13	-	18	16	13	-	18	16	13	-				
	kW	0.99	0.99	0.99	-	1.10	1.10	1.10	-	1.23	1.23	1.22	-	1.36	1.36	1.36	-	1.51	1.51	1.50	-	1.68	1.68	1.68	-	1.68	1.68	1.68	-	1.68	1.68	1.68	-				
	Amps	3.8	3.8	3.8	-	4.3	4.3	4.3	-	4.9	4.9	4.9	-	5.5	5.5	5.5	-	6.2	6.2	6.2	-	7.0	7.0	6.9	-	7.0	7.0	6.9	-	7.0	7.0	6.9	-				
	HI PR	235	236	237	-	271	272	274	-	310	311	312	-	351	352	353	-	395	396	398	-	443	444	445	-	443	444	445	-	443	444	445	-				
675	LO PR	127	128	131	-	134	136	139	-	141	142	145	-	146	148	151	-	152	153	156	-	159	160	163	-	159	160	163	-	159	160	163	-				

IDB		AIRFLOW		OUTDOOR AMBIENT TEMPERATURE																																															
				65°F								75°F								85°F								95°F								105°F								115°F							
				ENTERING INDOOR WET BULB TEMPERATURE																																															
80	550	MBh	18.0	18.3	18.8	19.6	17.9	18.1	18.7	19.5	17.4	17.7	18.2	19.0	16.6	16.9	17.4	18.2	15.6	15.9	16.4	17.2	14.7	15.0	15.5	16.3																									
		S/T	1.00	0.80	0.66	0.52	1.00	0.81	0.67	0.53	1.00	0.83	0.70	0.55	1.00	0.80	0.71	0.57	1.00	0.80	0.74	0.59	1.00	0.80	0.79	0.64																									
		Δ T	26	25	21	18	26	24	21	18	26	25	21	18	26	24	21	18	26	24	21	18	27	25	22	19																									
		kW	0.99	0.99	0.98	0.99	1.10	1.09	1.09	1.10	1.22	1.22	1.21	1.22	1.35	1.35	1.35	1.36	1.50	1.50	1.49	1.50	1.67	1.67	1.67	1.68																									
		Amps	3.8	3.8	3.8	3.8	4.3	4.3	4.3	4.3	4.8	4.8	4.8	4.9	5.4	5.4	5.4	5.5	6.1	6.1	6.1	6.1	6.2	6.9	6.9	6.9																									
		Hi PR	232	233	235	239	269	270	271	275	307	308	310	314	348	349	351	355	393	394	395	399	440	441	443	447																									
		Lo PR	124	126	129	134	132	133	136	142	138	140	143	148	144	145	148	154	149	151	154	159	156	158	161	166																									
		620	MBh	18.2	18.5	19.0	19.8	18.1	18.3	18.9	19.7	17.6	17.9	18.4	19.2	16.8	17.1	17.6	18.4	15.8	16.1	16.6	17.4	14.9	15.2	15.7	16.5																								
			S/T	1.00	0.85	0.72	0.57	1.00	0.86	0.72	0.58	1.00	0.89	0.75	0.60	1.00	0.80	0.77	0.62	1.00	0.80	0.79	0.65	1.00	0.80	0.84	0.70																								
			Δ T	25	24	20	17	25	24	20	17	26	24	21	17	25	24	20	17	25	23	20	17	26	24	21	18																								
kW	0.99		0.99	0.99	1.00	1.10	1.10	1.10	1.11	1.22	1.22	1.22	1.23	1.35	1.35	1.35	1.36	1.50	1.50	1.50	1.51	1.68	1.67	1.67	1.68																										
Amps	3.8		3.8	3.8	3.8	4.3	4.3	4.3	4.3	4.9	4.9	4.9	4.9	5.5	5.5	5.5	5.5	6.1	6.1	6.1	6.1	6.2	6.9	6.9	7.0																										
Hi PR	234		235	237	241	271	272	273	277	309	310	311	316	350	351	357	357	394	395	397	401	442	443	445	449																										
Lo PR	126		127	130	136	133	135	138	143	140	141	145	150	145	147	150	155	151	152	156	161	158	159	162	168																										
675	MBh		18.4	18.7	19.2	20.0	18.3	18.5	19.1	19.9	17.8	18.1	18.6	19.4	17.0	17.3	17.8	18.6	16.0	16.3	16.8	17.6	15.1	15.4	15.9	16.7																									
	S/T		1.00	0.88	0.74	0.60	1.00	0.89	0.75	0.61	1.00	0.91	0.78	0.63	1.00	0.80	0.80	0.65	1.00	0.80	0.82	0.67	1.00	0.80	0.87	0.72																									
	Δ T		25	23	20	16	25	23	20	16	25	23	20	17	25	23	20	16	24	23	19	16	25	24	21	17																									
	kW	0.99	0.99	0.99	1.00	1.10	1.10	1.10	1.11	1.23	1.23	1.22	1.23	1.36	1.36	1.36	1.36	1.51	1.50	1.50	1.51	1.68	1.68	1.68	1.68																										
	Amps	3.8	3.8	3.8	3.8	4.3	4.3	4.3	4.3	4.9	4.9	4.9	4.9	5.5	5.5	5.5	5.5	6.2	6.2	6.2	6.2	7.0	7.0	6.9	7.0																										
	Hi PR	235	236	238	242	272	273	275	279	310	311	313	317	351	352	354	358	396	397	398	402	443	444	446	450																										
	Lo PR	127	129	132	137	135	136	139	145	141	143	146	151	147	148	152	157	152	154	157	162	159	161	164	169																										
	85	550	MBh	18.3	18.6	19.1	19.9	18.2	18.4	19.0	19.8	17.7	18.0	18.5	19.3	16.9	17.2	17.7	18.5	15.9	16.2	16.7	17.5	15.0	15.3	15.8	16.6																								
			S/T	1.00	0.90	0.77	0.6	1.00	0.91	0.77	0.6	1.00	0.80	0.80	0.7	1.00	0.80	0.82	0.7	1.00	0.80	0.84	0.7	1.00	1.00	1.00	0.7																								
			Δ T	30	28	25	21	30	28	25	21	30	28	25	22	30	28	25	21	29	28	24	21	30	29	25	22																								
kW			0.99	0.99	0.99	1.0	1.10	1.10	1.09	1.1	1.22	1.22	1.22	1.2	1.35	1.35	1.35	1.4	1.50	1.50	1.50	1.5	1.67	1.67	1.67	1.7																									
Amps			3.8	3.8	3.8	3.8	4.3	4.3	4.3	4.3	4.9	4.8	4.8	4.9	5.5	5.5	5.4	5.5	6.1	6.1	6.1	6.2	6.9	6.9	6.9	7.0																									
Hi PR			233	234	236	240	270	271	273	277	308	309	311	315	349	350	352	356	394	395	396	400	441	442	444	448																									
Lo PR			126	128	131	136	134	135	138	143	140	142	145	150	146	147	150	156	151	153	156	161	158	159	163	168																									
620			MBh	18.5	18.8	19.3	20.2	18.4	18.6	19.2	20.0	17.9	18.2	18.7	19.5	17.1	17.4	17.9	18.7	16.1	16.4	16.9	17.7	15.2	15.5	16.0	16.8																								
			S/T	1.00	0.96	0.82	0.7	1.00	0.90	0.83	0.7	1.00	0.80	0.85	0.7	1.00	0.80	0.87	0.7	1.00	0.80	0.89	0.7	1.00	1.00	1.00	0.8																								
			Δ T	29	27	24	20	29	27	24	20	29	27	24	21	29	27	24	20	28	27	23	20	30	28	25	21																								
	kW	0.99	0.99	0.99	1.0	1.10	1.10	1.10	1.1	1.22	1.22	1.22	1.2	1.36	1.36	1.35	1.4	1.50	1.50	1.50	1.5	1.68	1.68	1.68	1.7																										
	Amps	3.8	3.8	3.8	3.8	4.3	4.3	4.3	4.3	4.9	4.9	4.9	4.9	5.5	5.5	5.5	5.5	6.2	6.2	6.1	6.2	7.0	6.9	6.9	7.0																										
	Hi PR	235	236	238	242	272	273	274	278	310	311	313	317	351	352	354	358	396	397	398	402	443	444	446	450																										
	Lo PR	128	129	132	138	135	137	140	145	142	143	146	152	147	149	152	157	153	154	157	163	160	161	164	170																										
	675	MBh	18.7	19.0	19.5	20.3	18.6	18.8	19.4	20.2	18.1	18.4	18.9	19.7	17.3	17.6	18.1	18.9	16.3	16.6	17.1	17.9	15.4	15.7	16.2	17.0																									
		S/T	1.00	0.98	0.85	0.7	1.00	0.90	0.85	0.7	1.00	0.80	0.88	0.7	1.00	0.80	0.90	0.8	1.00	0.80	0.89	0.8	1.00	1.00	1.00	0.8																									
		Δ T	28	26	23	20	28	26	23	20	28	27	23	20	28	26	23	20	28	26	23	19	29	27	24	21																									
kW		1.00	1.00	0.99	1.0	1.11	1.11	1.10	1.1	1.23	1.23	1.23	1.2	1.36	1.36	1.36	1.4	1.51	1.51	1.51	1.5	1.68	1.68	1.68	1.7																										
Amps		3.8	3.8	3.8	3.9	4.3	4.3	4.3	4.4	4.9	4.9	4.9	4.9	5.5	5.5	5.5	5.5	6.2	6.2	6.2	6.2	7.0	7.0	7.0	7.0																										
Hi PR		237	238	239	243	273	274	276	280	311	312	314	318	352	354	355	359	397	398	400	404	444	445	447	451																										
Lo PR		129	131	134	139	137	138	141	146	143	145	148	153	149	150	153	159	154	156	159	164	161	163	166	171																										
Shaded area reflects AHRI Rating Conditions.																								kW = Total system power																											
DB: Entering Indoor Dry Bulb Temperature																								Amps = Outdoor unit amps (compressor + fan)																											
High and low pressures are measured at the liquid and suction service valves.																																																			

IDB: Entering Indoor Dry Bulb Temperature
 High and low pressures are measured at the liquid and suction service valves.
 Shaded area reflects AHRI Rating Conditions.
 kW = Total system power
 Amps = Outdoor unit amps (compressor + fan)

		OUTDOOR AMBIENT TEMPERATURE																																			
		65°F						75°F						85°F						95°F						105°F						115°F					
IDB	AIRFLOW	59	63	67	71	59	63	67	71	59	63	67	71	59	63	67	71	59	63	67	71	59	63	67	71	59	63	67	71	59	63	67	71				
		ENTERING INDOOR WET BULB TEMPERATURE																																			
700	MBh	23.6	23.9	24.6	-	23.4	23.7	24.4	-	22.8	23.1	23.8	-	21.7	22.0	22.8	-	20.4	20.8	21.5	-	19.2	19.6	20.3	-	19.2	19.6	20.3	-	19.2	19.6	20.3	-				
	S/T	0.61	0.54	0.40	-	0.62	0.54	0.40	-	0.64	0.57	0.43	-	0.66	0.59	0.45	-	1.00	0.61	0.47	-	1.00	0.66	0.52	-	1.00	0.66	0.52	-	1.00	0.66	0.52	-				
	Δ T	20	18	15	-	20	18	15	-	20	19	15	-	20	18	15	-	20	18	15	-	21	19	16	-	21	19	16	-	21	19	16	-				
	kW	1.29	1.29	1.29	-	1.44	1.44	1.44	-	1.60	1.60	1.60	-	1.78	1.78	1.77	-	1.97	1.97	1.97	-	2.21	2.20	2.20	-	2.21	2.20	2.20	-	2.21	2.20	2.20	-				
	Amps	5.0	5.0	5.0	-	5.6	5.6	5.6	-	6.4	6.4	6.4	-	7.2	7.2	7.2	-	8.1	8.1	8.1	-	9.1	9.1	9.1	-	9.1	9.1	9.1	-	9.1	9.1	9.1	-				
800	HI PR	234	235	237	-	271	272	274	-	310	311	313	-	352	353	354	-	397	398	399	-	445	446	447	-	445	446	447	-	445	446	447	-				
	LO PR	123	125	128	-	131	132	135	-	137	139	142	-	143	144	148	-	148	150	153	-	155	157	160	-	155	157	160	-	155	157	160	-				
	MBh	23.9	24.2	25.0	-	23.7	24.0	24.7	-	23.1	23.4	24.1	-	22.0	22.4	23.1	-	20.7	21.1	21.8	-	19.5	19.9	20.6	-	19.5	19.9	20.6	-	19.5	19.9	20.6	-				
	S/T	0.67	0.60	0.46	-	0.68	0.60	0.47	-	0.70	0.63	0.49	-	1.00	0.65	0.51	-	1.00	0.67	0.53	-	1.00	0.72	0.58	-	1.00	0.72	0.58	-	1.00	0.72	0.58	-				
	Δ T	19	17	14	-	19	17	14	-	19	17	14	-	19	17	14	-	19	17	13	-	20	18	15	-	20	18	15	-	20	18	15	-				
900	kW	1.30	1.30	1.30	-	1.45	1.45	1.44	-	1.61	1.61	1.61	-	1.79	1.78	1.78	-	1.98	1.98	1.98	-	2.21	2.21	2.21	-	2.21	2.21	2.21	-	2.21	2.21	2.21	-				
	Amps	5.0	5.0	5.0	-	5.7	5.7	5.7	-	6.4	6.4	6.4	-	7.2	7.2	7.2	-	8.1	8.1	8.1	-	9.2	9.2	9.2	-	9.2	9.2	9.2	-	9.2	9.2	9.2	-				
	HI PR	236	237	239	-	273	274	276	-	312	313	315	-	354	355	356	-	399	400	401	-	447	448	449	-	447	448	449	-	447	448	449	-				
	LO PR	125	127	130	-	133	134	137	-	139	141	144	-	145	146	149	-	150	152	155	-	157	158	162	-	157	158	162	-	157	158	162	-				
	MBh	24.3	24.6	25.3	-	24.1	24.4	25.1	-	23.5	23.8	24.5	-	22.4	22.7	23.4	-	21.1	21.4	22.1	-	19.9	20.3	21.0	-	19.9	20.3	21.0	-	19.9	20.3	21.0	-				
70	S/T	0.71	0.63	0.49	-	0.71	0.64	0.50	-	0.74	0.66	0.52	-	1.00	0.68	0.54	-	1.00	0.70	0.57	-	1.00	0.76	0.62	-	1.00	0.76	0.62	-	1.00	0.76	0.62	-				
	Δ T	18	16	13	-	18	16	13	-	18	17	13	-	18	16	13	-	18	16	12	-	19	17	14	-	19	17	14	-	19	17	14	-				
	kW	1.31	1.31	1.30	-	1.45	1.45	1.45	-	1.62	1.61	1.61	-	1.79	1.79	1.79	-	1.99	1.99	1.98	-	2.22	2.22	2.22	-	2.22	2.22	2.22	-	2.22	2.22	2.22	-				
	Amps	5.0	5.0	5.0	-	5.7	5.7	5.7	-	6.5	6.4	6.4	-	7.3	7.3	7.2	-	8.2	8.2	8.1	-	9.2	9.2	9.2	-	9.2	9.2	9.2	-	9.2	9.2	9.2	-				
	HI PR	238	239	241	-	275	276	278	-	314	315	317	-	356	357	358	-	401	402	403	-	449	450	451	-	449	450	451	-	449	450	451	-				
800	LO PR	127	129	132	-	135	136	139	-	141	143	146	-	147	148	151	-	152	154	157	-	159	160	164	-	159	160	164	-	159	160	164	-				

IDB		AIRFLOW		OUTDOOR AMBIENT TEMPERATURE																																															
				65°F								75°F								85°F								95°F								105°F								115°F							
				ENTERING INDOOR WET BULB TEMPERATURE																																															
700	MBh	23.7	24.1	24.8	25.9	23.5	23.9	24.6	25.6	22.9	23.2	24.0	25.0	21.9	22.2	22.9	24.0	20.6	20.9	21.6	22.7	19.4	19.7	20.4	21.5	19.4	19.7	20.4	21.5	19.4	19.7	20.4	21.5																		
	S/T	1.00	0.79	0.66	0.51	1.00	0.80	0.66	0.52	1.00	0.82	0.69	0.54	1.00	0.84	0.71	0.56	1.00	1.00	0.73	0.58	1.00	1.00	0.78	0.64	1.00	1.00	0.73	0.58	1.00	1.00	0.78	0.64																		
	Δ T	29	27	23	20	28	27	23	19	29	27	23	20	28	27	23	19	28	26	23	19	29	28	24	20	29	28	24	20	29	28	24	20																		
	kW	1.29	1.29	1.29	1.30	1.44	1.44	1.44	1.45	1.60	1.60	1.60	1.61	1.78	1.78	1.77	1.79	1.97	1.97	1.97	1.98	2.20	2.20	2.20	2.21	2.20	2.20	2.20	2.21	2.20	2.20	2.20	2.21																		
	Amps	5.0	5.0	5.0	5.0	5.6	5.6	5.6	5.7	6.4	6.4	6.4	6.4	7.2	7.2	7.2	7.2	8.1	8.1	8.1	8.1	9.1	9.1	9.1	9.2	9.1	9.1	9.1	9.2	9.1	9.1	9.1	9.2																		
	HI PR	235	236	238	242	272	273	275	279	311	312	313	317	352	353	355	359	397	398	400	404	445	446	448	452	445	446	448	452	445	446	448	452	445																	
800	LO PR	124	125	128	134	132	133	136	141	138	139	143	148	143	145	148	153	149	150	154	159	156	157	160	166	156	157	160	166	156	157	160	166																		
	MBh	24.0	24.4	25.1	26.2	23.8	24.2	24.9	26.0	23.2	23.6	24.3	25.3	22.2	22.5	23.2	24.3	20.9	21.2	21.9	23.0	19.7	20.0	20.7	21.8	19.7	20.0	20.7	21.8	19.7	20.0	20.7	21.8																		
	S/T	1.00	0.85	0.72	0.57	1.00	0.86	0.72	0.58	1.00	0.88	0.75	0.60	1.00	1.00	0.77	0.62	1.00	1.00	0.79	0.65	1.00	1.00	0.84	0.70	1.00	1.00	0.79	0.65	1.00	1.00	0.84	0.70																		
	Δ T	27	26	22	18	27	25	22	18	28	26	22	19	27	25	22	18	27	25	22	18	28	26	23	19	27	25	22	18	28	26	23	19																		
	kW	1.30	1.30	1.30	1.31	1.45	1.45	1.44	1.45	1.61	1.61	1.61	1.62	1.79	1.78	1.78	1.79	1.98	1.98	1.98	1.99	2.21	2.21	2.21	2.22	2.21	2.21	2.21	2.22	2.21	2.21	2.21	2.22																		
	Amps	5.0	5.0	5.0	5.0	5.7	5.7	5.7	5.7	6.4	6.4	6.4	6.5	7.2	7.2	7.2	7.3	8.1	8.1	8.1	8.2	9.2	9.2	9.2	9.2	9.2	9.2	9.2	9.2	9.2	9.2	9.2	9.2																		
900	HI PR	237	238	240	244	274	275	277	281	313	314	315	319	354	355	357	361	399	400	402	406	447	448	450	454	447	448	450	454	447	448	450	454																		
	LO PR	126	127	130	136	133	135	138	143	140	141	144	150	145	147	150	155	151	152	155	161	158	159	162	167	158	159	162	167	158	159	162	167																		
	MBh	24.4	24.8	25.5	26.5	24.2	24.5	25.2	26.3	23.6	23.9	24.6	25.7	22.5	22.9	23.6	24.6	21.2	21.6	22.3	23.4	20.1	20.4	21.1	22.2	20.1	20.4	21.1	22.2	20.1	20.4	21.1	22.2																		
	S/T	1.00	0.89	0.75	0.61	1.00	0.89	0.76	0.61	1.00	0.92	0.78	0.64	1.00	1.00	0.80	0.66	1.00	1.00	0.82	0.68	1.00	1.00	0.88	0.73	1.00	1.00	0.82	0.68	1.00	1.00	0.88	0.73																		
	Δ T	26	25	21	17	26	25	21	17	27	25	21	18	26	25	21	17	26	24	21	17	27	25	22	18	27	25	22	18	27	25	22	18																		
	kW	1.31	1.31	1.30	1.32	1.45	1.45	1.45	1.46	1.62	1.61	1.61	1.62	1.79	1.79	1.79	1.80	1.99	1.99	1.98	2.00	2.22	2.22	2.22	2.23	2.22	2.22	2.22	2.23	2.22	2.22	2.22	2.23																		
80	Amps	5.0	5.0	5.0	5.1	5.7	5.7	5.7	5.7	6.5	6.4	6.4	6.5	7.3	7.3	7.3	7.3	8.2	8.2	8.1	8.2	9.2	9.2	9.2	9.2	9.2	9.2	9.2	9.2	9.2	9.2	9.2	9.2																		
	HI PR	239	240	242	246	276	277	279	283	315	316	317	321	356	357	359	363	401	402	404	408	449	450	452	456	449	450	452	456	449	450	452	456																		
	LO PR	128	129	132	138	135	137	140	145	142	143	146	152	147	149	152	157	153	154	157	163	160	161	164	169	160	161	164	169	160	161	164	169																		
	MBh	24.1	24.5	25.2	26.3	23.9	24.3	25.0	26.0	23.3	23.6	24.3	25.4	22.2	22.6	23.3	24.4	21.0	21.3	22.0	23.1	19.8	20.1	20.8	21.9	19.8	20.1	20.8	21.9	19.8	20.1	20.8	21.9																		
	S/T	1.00	0.96	0.82	0.7	1.00	1.00	0.82	0.7	1.00	1.00	0.85	0.7	1.00	1.00	0.87	0.7	1.00	1.00	0.89	0.7	1.00	1.00	0.87	0.7	1.00	1.00	0.89	0.7	1.00	1.00	0.87	0.7																		
	900	Δ T	31	29	26	22	31	29	26	22	31	29	26	22	31	29	26	22	31	29	25	22	32	30	27	23	32	30	27	23	32																				

		OUTDOOR AMBIENT TEMPERATURE																																			
		65°F						75°F						85°F						95°F						105°F						115°F					
IDB	AIRFLOW	59	63	67	71	59	63	67	71	59	63	67	71	59	63	67	71	59	63	67	71	59	63	67	71	59	63	67	71								
70	875	MBh	28.9	29.3	30.2	-	28.6	29.0	29.9	-	27.9	28.3	29.2	-	26.6	27.0	27.9	-	25.0	25.4	26.3	-	23.5	24.0	24.8	-											
		S/T	0.62	0.54	0.40	-	0.63	0.55	0.41	-	0.65	0.58	0.44	-	0.67	0.60	0.46	-	1.00	0.62	0.48	-	1.00	0.67	0.53	-											
		Δ T	19	17	14	-	19	17	14	-	19	17	14	-	19	17	14	-	19	17	14	-	20	18	15	-											
		kW	1.63	1.63	1.62	-	1.81	1.81	1.81	-	2.02	2.02	2.01	-	2.24	2.24	2.24	-	2.49	2.49	2.49	-	2.78	2.78	2.78	-											
		Amps	6.0	6.0	6.0	-	6.9	6.9	6.8	-	7.8	7.8	7.8	-	8.8	8.8	8.8	-	10.0	10.0	9.9	-	11.3	11.3	11.3	-											
	1000	HI PR	240	241	243	-	278	279	281	-	318	319	321	-	361	362	363	-	407	408	409	-	456	457	459	-											
		LO PR	120	122	125	-	128	129	132	-	134	136	139	-	140	141	144	-	145	146	149	-	152	153	156	-											
		MBh	29.3	29.7	30.5	-	29.0	29.4	30.3	-	28.3	28.7	29.5	-	27.0	27.4	28.2	-	25.4	25.8	26.6	-	23.9	24.3	25.2	-											
		S/T	0.68	0.61	0.47	-	0.69	0.61	0.47	-	0.72	0.64	0.50	-	0.74	0.66	0.52	-	1.00	0.68	0.54	-	1.00	0.73	0.59	-											
		Δ T	18	16	13	-	18	16	13	-	18	16	13	-	18	16	13	-	18	16	13	-	19	17	14	-											
1125	kW	1.64	1.64	1.63	-	1.82	1.82	1.82	-	2.03	2.03	2.02	-	2.25	2.25	2.25	-	2.50	2.50	2.50	-	2.79	2.79	2.79	-												
	Amps	6.1	6.1	6.0	-	6.9	6.9	6.9	-	7.8	7.8	7.8	-	8.9	8.9	8.8	-	10.0	10.0	10.0	-	11.3	11.3	11.3	-												
	HI PR	242	243	245	-	280	281	283	-	320	321	323	-	363	364	365	-	409	410	412	-	458	459	461	-												
	LO PR	122	124	127	-	130	131	134	-	136	137	140	-	141	143	146	-	147	148	151	-	153	155	158	-												
	MBh	29.7	30.1	31.0	-	29.5	29.9	30.7	-	28.7	29.1	30.0	-	27.4	27.8	28.7	-	25.8	26.2	27.1	-	24.4	24.8	25.7	-												
1150	S/T	0.72	0.64	0.50	-	0.72	0.65	0.51	-	0.75	0.67	0.53	-	1.00	0.69	0.55	-	1.00	0.71	0.58	-	1.00	0.77	0.63	-												
	Δ T	17	15	12	-	17	15	12	-	17	15	12	-	17	15	12	-	17	15	12	-	18	16	13	-												
	kW	1.65	1.64	1.64	-	1.83	1.83	1.83	-	2.04	2.03	2.03	-	2.26	2.26	2.25	-	2.51	2.51	2.50	-	2.80	2.80	2.80	-												
	Amps	6.1	6.1	6.1	-	6.9	6.9	6.9	-	7.9	7.9	7.9	-	8.9	8.9	8.9	-	10.0	10.0	10.0	-	11.4	11.4	11.4	-												
	HI PR	244	245	247	-	282	283	285	-	322	323	325	-	365	366	367	-	411	412	414	-	460	461	463	-												
LO PR	124	126	129	-	131	133	136	-	138	139	142	-	143	145	148	-	149	150	153	-	155	157	160	-													

75	875	MBh	28.9	29.3	30.2	31.5	28.7	29.1	29.9	31.2	27.9	28.3	29.2	30.5	26.6	27.0	27.9	29.2	25.0	25.4	26.3	27.6	23.6	24.0	24.8	26.2	
		S/T	0.75	0.68	0.54	0.39	0.76	0.68	0.54	0.40	1.00	0.71	0.57	0.42	1.00	0.73	0.59	0.44	1.00	0.75	0.61	0.47	1.00	0.80	0.66	0.52	
		Δ T	23	21	18	14	23	21	18	14	23	21	18	15	23	21	18	14	23	21	18	14	24	22	19	15	
		kW	1.63	1.63	1.62	1.64	1.81	1.81	1.81	1.82	1.82	2.02	2.02	2.01	2.03	2.24	2.24	2.24	2.25	2.49	2.49	2.48	2.50	2.78	2.78	2.78	2.79
		Amps	60	60	60	61	69	68	68	69	69	7.8	7.8	7.8	7.8	8.8	8.8	8.8	8.9	10.0	10.0	9.9	10.0	11.3	11.3	11.3	11.3
	HI PR	240	242	243	247	278	279	281	285	318	319	321	325	325	361	362	364	368	407	408	410	414	456	457	459	463	
	LO PR	120	122	125	130	128	129	132	137	134	136	139	144	144	140	141	144	149	145	146	149	155	152	153	156	161	
	MBh	29.3	29.7	30.6	31.9	29.0	29.4	30.3	31.6	28.3	28.7	29.5	30.9	30.9	27.0	27.4	28.3	29.6	25.4	25.8	26.7	28.0	23.9	24.4	25.2	26.5	
	S/T	0.82	0.74	0.60	0.45	0.82	0.74	0.60	0.46	1.00	0.77	0.63	0.48	0.48	1.00	0.79	0.65	0.50	1.00	0.81	0.67	0.53	1.00	1.00	0.73	0.58	
	Δ T	22	20	17	13	22	20	17	13	22	20	17	14	14	22	20	17	13	21	20	16	13	23	21	18	14	
975	975	kW	1.64	1.63	1.63	1.65	1.82	1.82	1.82	1.83	2.03	2.03	2.02	2.04	2.25	2.25	2.24	2.26	2.50	2.50	2.49	2.51	2.79	2.79	2.79	2.80	
		Amps	61	60	60	61	69	69	69	69	7.8	7.8	7.8	7.9	8.9	8.9	8.8	8.9	10.0	10.0	10.0	10.0	11.3	11.3	11.3	11.4	
		HI PR	243	244	245	249	280	281	283	287	320	321	323	327	327	363	364	366	370	409	410	412	416	458	459	461	465
		LO PR	122	124	127	132	130	131	134	139	136	137	141	146	146	141	143	146	151	147	148	151	156	153	155	158	163
		MBh	29.7	30.2	31.0	32.3	29.5	29.9	30.8	32.1	28.7	29.1	30.0	31.3	31.3	27.4	27.8	28.7	30.0	25.8	26.3	27.1	28.4	24.4	24.8	25.7	27.0
	S/T	0.85	0.77	0.63	0.49	0.86	0.78	0.64	0.49	1.00	0.80	0.67	0.52	0.52	1.00	0.82	0.69	0.54	1.00	0.85	0.71	0.56	1.00	1.00	0.76	0.61	
	Δ T	21	19	16	12	21	19	16	12	21	19	16	13	13	21	19	16	12	21	19	16	12	22	20	17	13	
	kW	1.64	1.64	1.64	1.65	1.83	1.83	1.82	1.84	2.03	2.03	2.03	2.04	2.04	2.26	2.26	2.25	2.27	2.51	2.51	2.50	2.52	2.80	2.80	2.79	2.81	
	Amps	61	61	61	61	69	69	69	70	7.9	7.9	7.9	7.9	7.9	8.9	8.9	8.9	8.9	10.0	10.0	10.0	10.1	11.4	11.4	11.4	11.4	
	HI PR	244	246	247	251	282	283	285	289	322	323	325	329	329	365	366	368	372	411	412	414	418	460	461	463	467	
LO PR	124	126	129	134	132	133	136	141	138	139	142	148	148	143	145	148	153	149	150	153	158	155	157	160	165		

DB: Entering Indoor Dry Bulb Temperature
High and low pressures are measured at the liquid and suction service valves.

IDB		AIRFLOW		OUTDOOR AMBIENT TEMPERATURE																							
				65°F				75°F				85°F				95°F				105°F				115°F			
				ENTERING INDOOR WET BULB TEMPERATURE																							
				59	63	67	71	59	63	67	71	59	63	67	71	59	63	67	71	59	63	67	71				
80	875	MBh	29.1	29.5	30.3	31.6	28.8	29.2	30.1	31.4	28.0	28.5	29.3	30.6	26.7	27.2	28.0	29.3	25.2	25.6	26.4	27.8	23.7	24.1	25.0	26.3	
		S/T	0.88	0.80	0.67	0.52	1.00	0.81	0.67	0.53	1.00	0.84	0.70	0.55	1.00	0.86	0.72	0.57	1.00	1.00	0.74	0.59	1.00	1.00	0.79	0.65	
		Δ T	27	25	22	18	27	25	22	18	27	25	22	19	27	25	22	18	26	25	21	18	28	26	23	19	
		kW	1.63	1.63	1.62	1.64	1.81	1.81	1.81	1.82	2.02	2.02	2.01	2.03	2.24	2.24	2.24	2.25	2.49	2.49	2.49	2.50	2.78	2.78	2.78	2.79	
		Amps	6.0	6.0	6.0	6.1	6.9	6.9	6.8	6.9	7.8	7.8	7.8	7.8	8.8	8.8	8.8	8.9	10.0	10.0	9.9	10.0	11.3	11.3	11.3	11.3	
	HI PR	241	242	244	248	279	280	282	286	319	320	321	325	361	362	364	368	407	408	410	414	457	458	459	464		
	LO PR	121	122	126	131	128	130	133	138	135	136	139	144	140	142	145	150	145	147	150	155	152	154	157	162		
80	1000	MBh	29.4	29.8	30.7	32.0	29.2	29.6	30.5	31.8	28.4	28.8	29.7	31.0	27.1	27.5	28.4	29.7	25.5	26.0	26.8	28.1	24.1	24.5	25.4	26.7	
		S/T	1.00	0.87	0.73	0.58	1.00	0.87	0.73	0.59	1.00	0.90	0.76	0.61	1.00	0.92	0.78	0.63	1.00	1.00	0.80	0.66	1.00	1.00	0.85	0.71	
		Δ T	26	24	21	17	26	24	21	17	26	24	21	17	26	24	21	17	25	24	20	17	26	25	21	18	
		kW	1.64	1.64	1.63	1.65	1.82	1.82	1.82	1.83	2.03	2.03	2.02	2.04	2.25	2.25	2.25	2.26	2.50	2.50	2.50	2.51	2.79	2.79	2.79	2.80	
		Amps	6.1	6.1	6.0	6.1	6.9	6.9	6.9	6.9	7.8	7.8	7.8	7.9	8.9	8.9	8.9	8.9	10.0	10.0	10.0	10.0	11.3	11.3	11.3	11.4	
	HI PR	243	244	246	250	281	282	284	288	321	322	323	327	363	364	366	370	409	410	412	416	459	460	461	466		
	LO PR	123	124	127	132	130	132	135	140	136	138	141	146	142	143	146	152	147	149	152	157	154	155	158	164		
1125	MBh	29.9	30.3	31.2	32.5	29.6	30.0	30.9	32.2	28.9	29.3	30.2	31.5	27.6	28.0	28.9	30.2	26.0	26.4	27.3	28.6	24.5	25.0	25.8	27.1		
		S/T	1.00	0.90	0.76	0.62	1.00	0.91	0.77	0.62	1.00	0.93	0.79	0.65	1.00	1.00	0.81	0.67	1.00	1.00	0.84	0.69	1.00	1.00	0.89	0.74	
		Δ T	25	23	20	16	25	23	20	16	25	23	20	17	25	23	20	16	24	23	19	16	26	24	21	17	
		kW	1.65	1.64	1.64	1.65	1.83	1.83	1.83	1.84	2.04	2.03	2.03	2.05	2.26	2.26	2.25	2.27	2.51	2.51	2.50	2.52	2.80	2.80	2.80	2.81	
		Amps	6.1	6.1	6.1	6.1	6.9	6.9	6.9	7.0	7.9	7.9	7.9	7.9	8.9	8.9	8.9	8.9	10.0	10.0	10.0	10.1	11.4	11.4	11.4	11.4	
	HI PR	245	246	248	252	283	284	286	290	323	324	325	329	365	366	368	372	411	412	414	418	461	462	463	468		
	LO PR	125	126	129	134	132	134	137	142	138	140	143	148	144	145	148	154	149	151	154	159	156	157	160	166		
85	875	MBh	29.5	30.0	30.8	32.1	29.3	29.7	30.6	31.9	28.5	28.9	29.8	31.1	27.2	27.6	28.5	29.8	25.6	26.1	26.9	28.2	24.2	24.6	25.5	26.8	
		S/T	1.00	0.91	0.77	0.6	1.00	0.92	0.78	0.6	1.00	1.00	0.80	0.7	1.00	1.00	0.82	0.7	1.00	1.00	0.84	0.7	1.00	1.00	1.00	0.8	
		Δ T	30	28	25	22	30	28	25	22	30	29	25	22	30	28	25	22	30	28	25	21	31	29	26	23	
		kW	1.63	1.63	1.63	1.6	1.82	1.81	1.81	1.8	2.02	2.02	2.02	2.0	2.24	2.24	2.24	2.3	2.49	2.49	2.49	2.5	2.79	2.78	2.78	2.8	
		Amps	6.0	6.0	6.0	6.1	6.9	6.9	6.9	6.9	7.8	7.8	7.8	7.9	8.8	8.8	8.8	8.9	10.0	10.0	10.0	10.0	11.3	11.3	11.3	11.4	
	HI PR	242	243	245	249	280	281	283	287	320	321	322	327	362	363	365	369	409	410	411	415	458	459	460	465		
	LO PR	123	124	127	132	130	132	135	140	137	138	141	146	142	143	147	152	147	149	152	157	154	155	159	164		
1000	MBh	29.9	30.3	31.2	32.5	29.7	30.1	30.9	32.3	28.9	29.3	30.2	31.5	27.6	28.0	28.9	30.2	26.0	26.4	27.3	28.6	24.6	25.0	25.9	27.2		
	S/T	1.00	0.97	0.83	0.7	1.00	0.98	0.84	0.7	1.00	1.00	0.86	0.7	1.00	1.00	0.88	0.7	1.00	1.00	0.91	0.8	1.00	1.00	1.00	0.8		
	Δ T	29	27	24	21	29	27	24	21	29	28	24	21	29	27	24	21	29	27	24	20	30	28	25	21		
	kW	1.64	1.64	1.64	1.7	1.83	1.82	1.82	1.8	2.03	2.03	2.03	2.0	2.25	2.25	2.25	2.3	2.50	2.50	2.50	2.5	2.80	2.79	2.79	2.8		
	Amps	6.1	6.1	6.1	6.1	6.9	6.9	6.9	7.0	7.9	7.9	7.8	7.9	8.9	8.9	8.9	8.9	10.0	10.0	10.0	10.1	11.4	11.4	11.3	11.4		
	HI PR	244	245	247	251	282	283	285	289	322	323	324	329	364	366	367	371	411	412	413	418	460	461	463	467		
	LO PR	125	126	129	134	132	133	136	142	138	140	143	148	144	145	148	153	149	151	154	159	156	157	160	165		
1125	MBh	30.4	30.8	31.7	33.0	30.1	30.5	31.4	32.7	29.4	29.8	30.6	32.0	28.1	28.5	29.3	30.7	26.5	26.9	27.8	29.1	25.0	25.4	26.3	27.6		
	S/T	1.00	1.00	0.87	0.7	1.00	1.00	0.87	0.7	1.00	1.00	0.90	0.8	1.00	1.00	0.92	0.8	1.00	1.00	0.94	0.8	1.00	1.00	1.00	0.8		
	Δ T	28	26	23	20	28	26	23	20	28	27	23	20	28	26	23	20	28	26	23	20	29	27	24	21		
	kW	1.65	1.65	1.64	1.7	1.83	1.83	1.83	1.8	2.04	2.04	2.03	2.0	2.26	2.26	2.26	2.3	2.51	2.51	2.51	2.5	2.80	2.80	2.80	2.8		
	Amps	6.1	6.1	6.1	6.2	7.0	6.9	6.9	7.0	7.9	7.9	7.9	7.9	8.9	8.9	8.9	9.0	10.1	10.1	10.0	10.1	11.4	11.4	11.4	11.4		
	HI PR	246	247	249	253	284	285	287	291	324	325	326	331	366	367	369	373	413	414	415	419	462	463	465	469		
	LO PR	127	128	131	136	134	135	138	144	140	142	145	150	146	147	150	155	151	152	156	161	158	159	162	167		
DB: Entering Indoor Dry Bulb Temperature				Shaded area reflects AHRI Rating Conditions.																				kW = Total system power			
High and low pressures are measured at the liquid and suction service valves				Amps = Outdoor unit amps (compressor + fan)																							

		Outdoor Ambient Temperature																																			
		65°F						75°F						85°F						95°F						105°F						115°F					
IDB	Airflow	59	63	67	71	59	63	67	71	59	63	67	71	59	63	67	71	59	63	67	71	59	63	67	71	59	63	67	71								
70	1050	MBh	35.8	36.3	37.3	-	35.4	35.9	37.0	-	34.5	35.0	36.1	-	32.9	33.4	34.5	-	31.0	31.5	32.5	-	29.2	29.7	30.8	-	29.2	29.7	30.8	-							
		S/T	0.63	0.56	0.43	-	0.64	0.57	0.44	-	0.66	0.59	0.46	-	0.68	0.61	0.48	-	0.70	0.63	0.50	-	1.00	0.68	0.55	-	1.00	0.68	0.55	-							
		Δ T	19	17	14	-	19	17	14	-	19	17	14	-	19	17	14	-	19	17	13	-	20	18	14	-	20	18	14	-							
		kW	1.93	1.93	1.92	-	2.17	2.17	2.16	-	2.44	2.43	2.43	-	2.72	2.72	2.72	-	3.05	3.04	3.04	-	3.42	3.42	3.42	-	3.42	3.42	3.42	-							
		Amps	7.4	7.4	7.4	-	8.5	8.5	8.5	-	9.7	9.7	9.7	-	11.0	11.0	11.0	-	12.5	12.5	12.5	-	14.3	14.2	14.2	-	14.3	14.2	14.2	-							
	HI PR	245	246	248	-	284	285	286	-	324	325	327	-	367	368	370	-	414	415	417	-	464	465	466	-	464	465	466	-								
	LO PR	117	119	122	-	125	126	129	-	131	132	135	-	136	137	140	-	141	143	146	-	148	149	152	-	148	149	152	-								
70	1200	MBh	36.4	36.9	37.9	-	36.0	36.5	37.6	-	35.1	35.6	36.7	-	33.5	34.0	35.1	-	31.6	32.1	33.1	-	29.8	30.3	31.4	-	29.8	30.3	31.4	-							
		S/T	0.67	0.60	0.47	-	0.68	0.61	0.48	-	0.71	0.63	0.50	-	0.72	0.65	0.52	-	1.00	0.67	0.54	-	1.00	0.72	0.59	-	1.00	0.72	0.59	-							
		Δ T	18	16	13	-	18	16	13	-	18	16	13	-	18	16	13	-	17	16	12	-	19	17	13	-	19	17	13	-							
		kW	1.94	1.94	1.94	-	2.18	2.18	2.17	-	2.45	2.45	2.44	-	2.74	2.73	2.73	-	3.06	3.06	3.05	-	3.44	3.43	3.43	-	3.44	3.43	3.43	-							
		Amps	7.5	7.5	7.4	-	8.6	8.6	8.5	-	9.8	9.8	9.8	-	11.1	11.1	11.1	-	12.6	12.6	12.6	-	14.3	14.3	14.3	-	14.3	14.3	14.3	-							
	HI PR	247	248	250	-	286	287	289	-	326	327	329	-	369	370	372	-	416	417	419	-	466	467	469	-	466	467	469	-								
	LO PR	120	121	124	-	127	128	131	-	133	134	137	-	138	139	142	-	143	145	148	-	150	151	154	-	150	151	154	-								
1350		MBh	37.1	37.6	38.7	-	36.8	37.3	38.3	-	35.9	36.4	37.4	-	34.3	34.8	35.8	-	32.3	32.8	33.9	-	30.5	31.0	32.1	-	30.5	31.0	32.1	-							
		S/T	0.69	0.61	0.48	-	0.69	0.62	0.49	-	0.72	0.65	0.51	-	0.74	0.66	0.53	-	1.00	0.69	0.55	-	1.00	0.74	0.60	-	1.00	0.74	0.60	-							
		Δ T	17	15	12	-	17	15	12	-	17	15	12	-	17	15	12	-	17	15	11	-	18	16	12	-	18	16	12	-							
		kW	1.95	1.95	1.95	-	2.19	2.19	2.19	-	2.46	2.46	2.45	-	2.75	2.74	2.74	-	3.07	3.07	3.06	-	3.45	3.44	3.44	-	3.45	3.44	3.44	-							
		Amps	7.5	7.5	7.5	-	8.6	8.6	8.6	-	9.8	9.8	9.8	-	11.1	11.1	11.1	-	12.6	12.6	12.6	-	14.4	14.3	14.3	-	14.4	14.3	14.3	-							
	HI PR	250	251	252	-	288	289	291	-	328	329	331	-	372	373	374	-	418	419	421	-	468	469	471	-	468	469	471	-								
	LO PR	122	123	126	-	129	130	133	-	135	137	140	-	140	142	145	-	146	147	150	-	152	153	156	-	152	153	156	-								

75	1050	MBh	35.8	36.3	37.3	39.0	35.5	36.0	37.0	38.6	34.5	35.0	36.1	37.7	32.9	33.4	34.5	36.1	31.0	31.5	32.6	34.2	29.2	29.7	30.8	32.4
		S/T	0.76	0.69	0.55	0.42	0.77	0.69	0.56	0.42	0.79	0.72	0.58	0.45	1.00	0.73	0.60	0.46	1.00	0.76	0.62	0.49	1.00	0.81	0.67	0.54
		Δ T	23	21	18	14	23	21	18	14	23	21	18	14	23	21	18	14	23	21	17	14	24	22	18	15
		kW	1.93	1.93	1.92	1.94	2.17	2.17	2.16	2.18	2.43	2.43	2.43	2.45	2.72	2.72	2.72	2.73	3.04	3.04	3.04	3.06	3.42	3.42	3.42	3.44
		Amps	7.4	7.4	7.4	7.5	8.5	8.5	8.5	8.6	9.7	9.7	9.7	9.8	11.0	11.0	11.0	11.1	12.5	12.5	12.5	12.6	14.2	14.2	14.2	14.3
1200		HI PR	245	246	248	252	284	285	287	291	324	325	327	331	367	368	370	374	414	415	417	421	464	465	467	471
		LO PR	118	119	122	127	125	126	129	134	131	132	135	140	136	137	140	145	141	143	146	150	148	149	152	157
		MBh	36.4	36.9	37.9	39.6	36.1	36.6	37.6	39.2	35.1	35.6	36.7	38.3	33.5	34.1	35.1	36.7	31.6	32.1	33.2	34.8	29.8	30.3	31.4	33.0
		S/T	0.80	0.73	0.60	0.46	0.81	0.73	0.60	0.46	0.83	0.76	0.63	0.49	1.00	0.78	0.64	0.51	1.00	0.80	0.67	0.53	1.00	0.85	0.72	0.58
		Δ T	22	20	17	13	22	20	17	13	22	20	17	13	22	20	17	13	22	20	16	13	23	21	17	14
1350		kW	1.94	1.94	1.93	1.95	2.18	2.18	2.17	2.19	2.45	2.44	2.44	2.46	2.73	2.73	2.73	2.75	3.06	3.05	3.05	3.07	3.43	3.43	3.43	3.45
		Amps	7.5	7.5	7.4	7.5	8.6	8.5	8.5	8.6	9.8	9.8	9.7	9.8	11.1	11.1	11.1	11.2	12.6	12.6	12.5	12.6	14.3	14.3	14.3	14.4
		HI PR	248	249	250	255	286	287	289	293	326	327	329	333	370	371	372	377	416	417	419	423	466	467	469	473
		LO PR	120	121	124	129	127	128	131	136	133	134	137	142	138	139	142	147	143	145	148	153	150	151	154	159
		MBh	37.1	37.6	38.7	40.3	36.8	37.3	38.4	40.0	35.9	36.4	37.4	39.1	34.3	34.8	35.8	37.5	32.3	32.8	33.9	35.5	30.6	31.1	32.1	33.7
1350		S/T	0.81	0.74	0.61	0.47	0.82	0.75	0.61	0.48	1.00	0.77	0.64	0.50	1.00	0.79	0.66	0.52	1.00	0.81	0.68	0.54	1.00	0.86	0.73	0.59
		Δ T	21	19	16	12	21	19	16	12	21	19	16	12	21	19	16	12	21	19	15	12	22	20	17	13
		kW	1.95	1.95	1.94	1.96	2.19	2.19	2.18	2.20	2.46	2.45	2.45	2.47	2.74	2.74	2.74	2.76	3.07	3.06	3.06	3.08	3.44	3.44	3.44	3.46
		Amps	7.5	7.5	7.5	7.6	8.6	8.6	8.6	8.7	9.8	9.8	9.8	9.9	11.1	11.1	11.1	11.2	12.6	12.6	12.6	12.7	14.3	14.3	14.3	14.4
		HI PR	250	251	253	257	288	289	291	295	329	330	331	336	372	373	375	379	419	420	421	426	468	470	471	475
		LO PR	122	123	126	131	129	130	133	138	135	137	140	145	140	142	145	150	146	147	150	155	152	153	156	161

IDB: Entering Indoor Dry Bulb Temperature
 High and low pressures are measured at the liquid and suction service valves.
 Shaded area reflects ACCA (TVA) Rating Conditions.
 kW = Total system power
 Amps = Outdoor unit amps (compressor + fan)

		Outdoor Ambient Temperature												115°F																							
		65°F						75°F						85°F						95°F						105°F						115°F					
IDB	Airflow	Entering Indoor Wet Bulb Temperature																																			
		59	63	67	71	59	63	67	71	59	63	67	71	59	63	67	71	59	63	67	71	59	63	67	71	59	63	67	71	59	63	67	71				
80	MBh	36.0	36.5	37.5	39.1	35.6	36.1	37.2	38.8	34.7	35.2	36.3	37.9	33.1	33.6	34.7	36.3	31.2	31.7	32.7	34.4	29.4	29.9	31.0	32.6	29.4	29.9	31.0	32.6	29.4	29.9	31.0	32.6				
	S/T	0.88	0.81	0.68	0.54	1.00	0.81	0.68	0.54	1.00	0.84	0.71	0.57	1.00	0.86	0.72	0.59	1.00	0.88	0.75	0.61	1.00	1.00	0.80	0.66	1.00	1.00	0.80	0.66	1.00	1.00	0.80	0.66				
	Δ T	27	25	22	18	27	25	22	18	27	25	22	18	27	25	22	18	27	25	21	18	28	26	23	19	28	26	23	19	28	26	23	19				
	kW	1.93	1.93	1.92	1.94	2.17	2.17	2.16	2.18	2.44	2.43	2.43	2.45	2.72	2.72	2.72	2.74	3.05	3.04	3.04	3.06	3.42	3.42	3.42	3.44	3.42	3.42	3.42	3.42	3.42	3.42	3.44					
	Amps	7.4	7.4	7.4	7.5	8.5	8.5	8.5	8.6	9.7	9.7	9.7	9.8	11.0	11.0	11.0	11.1	12.5	12.5	12.5	12.6	14.3	14.2	14.2	14.3	14.3	14.2	14.2	14.2	14.2	14.3	14.3	14.3				
	Hi PR	246	247	249	253	284	285	287	291	324	326	327	331	368	369	371	375	415	416	417	422	464	465	467	471	464	465	467	471	464	465	467	471				
	Lo PR	118	119	122	127	125	127	129	134	131	133	136	141	137	138	141	146	142	143	146	151	148	150	152	157	148	150	152	157	148	150	152	157				
	MBh	36.6	37.1	38.1	39.7	36.2	36.7	37.8	39.4	35.3	35.8	36.9	38.5	33.7	34.2	35.3	36.9	31.8	32.3	33.3	35.0	30.0	30.5	31.6	33.2	30.0	30.5	31.6	33.2	30.0	30.5	31.6	33.2				
	S/T	0.92	0.85	0.72	0.58	1.00	0.85	0.72	0.58	1.00	0.88	0.75	0.61	1.00	0.90	0.77	0.63	1.00	0.92	0.79	0.65	1.00	1.00	0.84	0.70	1.00	1.00	0.84	0.70	1.00	1.00	0.84	0.70				
	Δ T	26	24	21	17	26	24	21	17	26	24	21	17	26	24	21	17	26	24	20	17	27	25	21	18	27	25	21	18	27	25	21	18				
1200	kW	1.94	1.94	1.94	1.95	2.18	2.18	2.17	2.19	2.45	2.45	2.44	2.46	2.74	2.73	2.73	2.75	3.06	3.06	3.05	3.07	3.44	3.43	3.43	3.45	3.44	3.43	3.43	3.43	3.43	3.43	3.43	3.45				
	Amps	7.5	7.5	7.4	7.5	8.6	8.6	8.5	8.6	9.8	9.8	9.8	9.8	11.1	11.1	11.1	11.2	12.6	12.6	12.5	12.6	14.3	14.3	14.3	14.4	14.3	14.2	14.2	14.2	14.3	14.3	14.3	14.4				
	Hi PR	248	249	251	255	286	287	289	293	327	328	329	334	370	371	373	377	417	418	420	424	467	468	469	474	467	468	469	474	467	468	469	474				
	Lo PR	120	122	124	129	127	129	132	136	133	135	138	143	139	140	143	148	144	145	148	153	150	152	155	159	150	152	155	159	150	152	155	159				
	MBh	37.3	37.8	38.9	40.5	37.0	37.5	38.5	40.2	36.1	36.6	37.6	39.2	34.5	35.0	36.0	37.6	32.5	33.0	34.1	35.7	30.8	31.3	32.3	33.9	30.8	31.3	32.3	33.9	30.8	31.3	32.3	33.9				
	S/T	1.00	0.86	0.73	0.59	1.00	0.87	0.74	0.60	1.00	0.89	0.76	0.62	1.00	0.91	0.78	0.64	1.00	1.00	0.80	0.66	1.00	1.00	0.85	0.71	1.00	1.00	0.85	0.71	1.00	1.00	0.85	0.71				
	Δ T	25	23	20	16	25	23	20	16	25	23	20	16	25	23	20	16	25	23	19	16	26	24	21	17	26	24	21	17	26	24	21	17				
	kW	1.95	1.95	1.95	1.96	2.19	2.19	2.18	2.20	2.46	2.46	2.45	2.47	2.75	2.74	2.74	2.76	3.07	3.07	3.06	3.08	3.45	3.44	3.44	3.46	3.45	3.44	3.44	3.44								
	Amps	7.5	7.5	7.5	7.6	8.6	8.6	8.6	8.7	9.8	9.8	9.8	9.9	11.1	11.1	11.1	11.2	12.6	12.6	12.6	12.7	14.4	14.3	14.3	14.4	14.4	14.3	14.3	14.3	14.3	14.3	14.3	14.4				
	Hi PR	250	251	253	257	289	290	291	296	329	330	332	336	372	373	375	379	419	420	422	426	469	470	472	476	469	470	472	476	469	470	472	476				
Lo PR	122	124	127	132	130	131	134	139	136	137	140	145	141	142	145	150	146	148	150	155	153	154	157	162	153	154	157	162	153	154	157	162					

85	MBh	36.6	37.1	38.1	39.7	36.2	36.7	37.8	39.4	35.3	35.8	36.9	38.5	33.7	34.2	35.3	36.9	31.8	32.3	33.3	35.0	30.0	30.5	31.6	33.2	30.0	30.5	31.6	33.2	30.0	30.5	31.6	33.2
	S/T	1.00	0.90	0.77	0.6	1.00	0.91	0.78	0.6	1.00	0.94	0.80	0.7	1.00	1.00	0.82	0.7	1.00	1.00	0.84	0.7	1.00	1.00	0.89	0.8	1.00	1.00	0.89	0.8	1.00	1.00	0.89	0.8
	Δ T	31	29	25	22	30	29	25	22	31	29	25	22	30	29	25	22	30	28	25	21	31	30	26	23	30	28	25	22	30	28	25	22
	kW	1.93	1.93	1.93	1.9	2.17	2.17	2.17	2.2	2.44	2.44	2.43	2.5	2.73	2.73	2.72	2.7	3.05	3.05	3.04	3.1	3.43	3.43	3.42	3.4	3.43	3.43	3.42	3.42	3.43	3.43	3.43	3.5
	Amps	7.4	7.4	7.4	7.5	8.5	8.5	8.5	8.6	9.7	9.7	9.7	9.8	11.1	11.1	11.0	11.1	12.5	12.5	12.5	12.6	14.3	14.3	14.2	14.3	14.3	14.2	14.2	14.3	14.3	14.3	14.4	
	Hi PR	247	248	250	254	285	286	288	292	326	327	328	333	369	370	372	376	416	417	418	423	466	467	468	473	466	467	468	473	466	467	468	473
	Lo PR	120	121	124	129	127	128	131	136	133	134	137	142	138	140	143	148	143	145	148	153	150	151	154	159	150	151	154	151	154	154	159	
	MBh	37.2	37.7	38.7	40.3	36.8	37.3	38.4	40.0	35.9	36.4	37.5	39.1	34.3	34.8	35.9	37.5	32.4	32.9	33.9	35.6	30.6	31.1	32.2	33.8	30.6	31.1	32.2	33.8	30.6	31.1	32.2	33.8
	S/T	1.00	0.95	0.81	0.7	1.00	0.95	0.82	0.7	1.00	1.00	0.84	0.7	1.00	1.00	0.86	0.7	1.00	1.00	0.89	0.7	1.00	1.00	0.93	0.8	1.00	1.00	0.93	0.8	1.00	1.00	0.93	0.8
	Δ T	29	28	24	21	29	28	24	21	30	28	24	21	29	28	24	21	29	27	24	20	30	28	25	22	30	28	25	22	30	28	25	22
1200	kW	1.95	1.94	1.94	2.0	2.19	2.18	2.18	2.2	2.45	2.45	2.45	2.5	2.74	2.74	2.73	2.8	3.06	3.06	3.06	3.1	3.44	3.44	3.43	3.5	3.44	3.44	3.43	3.43	3.44	3.43	3.43	3.5
	Amps	7.5	7.5	7.5	7.5	8.6	8.6	8.6	8.6	9.8	9.8	9.8	9.9	11.1	11.1	11.1	11.2	12.6	12.6	12.6	12.7	14.3	14.3	14.3	14.4	14.3	14.3	14.3	14.3	14.3	14.3	14.4	
	Hi PR	249	250	252	256	288	289	290	295	328	329	331	335	371	372	374	378	418	419	421	425	468	469	471	475	468	469	471	475	468	469	471	475
	Lo PR	122	123	126	131	129	130	133	138	135	137	139	144	140	142	145	150	145	147	150	155	152	153	156	161	152	153	156	161	152	153	156	161
	MBh	37.9	38.4	39.5	41.1	37.6	38.1	39.1	40.8	36.7	37.2	38.2	39.8	35.1	35.6	36.6	38.2	33.1	33.6	34.7	36.3	31.3	31.8	32.9	34.5	31.3	31.8	32.9	34.5	31.3	31.8	32.9	34.5
	S/T	1.00	0.96	0.83	0.7	1.00	0.97	0.83	0.7	1.00	1.00	0.86	0.7	1.00	1.00	0.88	0.7	1.00	1.00	0.90	0.8	1.00	1.00	0.93	0.8	1.00	1.00	0.90	0.8	1.00	1.00	0.93	0.8
	Δ T	29	27	23	20	28	27	23	20	29	27	24	20	28	27	23	20	28	26	23	19	29	28	24	21	29	28	2					

IDB		AIRFLOW		OUTDOOR AMBIENT TEMPERATURE																																															
				65°F								75°F								85°F								95°F								105°F								115°F							
				ENTERING INDOOR WET BULB TEMPERATURE																																															
59	63	67	71	59	63	67	71	59	63	67	71	59	63	67	71	59	63	67	71	59	63	67	71	59	63	67	71	59	63	67	71																				
1225	MBh	40.9	41.4	42.6	-	40.5	41.1	42.3	-	39.4	40.0	41.2	-	37.6	38.2	39.4	-	35.4	35.9	37.2	-	33.3	33.9	35.1	-	33.3	33.9	35.1	-	33.3	33.9	35.1	-																		
	S/T	0.63	0.56	0.42	-	0.64	0.56	0.43	-	0.66	0.59	0.45	-	0.68	0.61	0.47	-	1.00	0.63	0.49	-	1.00	0.68	0.54	-	1.00	0.68	0.54	-	1.00	0.68	0.54	-																		
	Δ T	19	17	14	-	19	17	14	-	19	17	14	-	19	17	14	-	18	17	13	-	19	18	14	-	19	18	14	-	19	18	14	-																		
	kW	2.25	2.24	2.24	-	2.50	2.50	2.49	-	2.78	2.78	2.77	-	3.09	3.08	3.08	-	3.43	3.43	3.42	-	3.83	3.83	3.82	-	3.83	3.83	3.82	-	3.83	3.83	3.82	-																		
	Amps	8.2	8.2	8.2	-	9.4	9.4	9.3	-	10.7	10.7	10.6	-	12.1	12.1	12.0	-	13.6	13.6	13.6	-	15.5	15.4	15.4	-	15.5	15.4	15.4	-	15.5	15.4	15.4	-																		
	HI PR	240	241	243	-	278	279	281	-	318	319	321	-	361	362	363	-	407	408	409	-	456	457	458	-	456	457	458	-	456	457	458	-																		
LO PR	120	121	124	-	127	129	132	-	134	135	138	-	139	140	143	-	144	146	149	-	151	152	155	-	151	152	155	-	151	152	155	-																			
1340	MBh	41.2	41.8	43.0	-	40.9	41.4	42.7	-	39.8	40.4	41.6	-	38.0	38.5	39.8	-	35.7	36.3	37.5	-	33.7	34.3	35.5	-	33.7	34.3	35.5	-	33.7	34.3	35.5	-																		
	S/T	0.67	0.59	0.46	-	0.68	0.60	0.46	-	0.70	0.63	0.49	-	0.72	0.64	0.51	-	1.00	0.67	0.53	-	1.00	0.72	0.58	-	1.00	0.72	0.58	-	1.00	0.72	0.58	-																		
	Δ T	18	16	13	-	18	16	13	-	18	16	13	-	18	16	13	-	18	16	13	-	19	17	14	-	19	17	14	-	19	17	14	-																		
	kW	2.26	2.25	2.25	-	2.51	2.51	2.50	-	2.79	2.79	2.78	-	3.10	3.09	3.09	-	3.44	3.43	3.43	-	3.84	3.83	3.83	-	3.84	3.83	3.83	-	3.84	3.83	3.83	-																		
	Amps	8.3	8.2	8.2	-	9.4	9.4	9.4	-	10.7	10.7	10.7	-	12.1	12.1	12.1	-	13.7	13.7	13.6	-	15.5	15.5	15.5	-	15.5	15.5	15.5	-	15.5	15.5	15.5	-																		
	HI PR	242	243	245	-	280	281	282	-	319	320	322	-	362	363	365	-	408	409	411	-	457	458	460	-	457	458	460	-	457	458	460	-																		
LO PR	121	123	126	-	128	130	133	-	135	136	139	-	140	142	145	-	145	147	150	-	152	154	157	-	152	154	157	-	152	154	157	-																			
1575	MBh	42.2	42.7	44.0	-	41.8	42.4	43.6	-	40.7	41.3	42.5	-	38.9	39.5	40.7	-	36.7	37.3	38.5	-	34.6	35.2	36.4	-	34.6	35.2	36.4	-	34.6	35.2	36.4	-																		
	S/T	0.71	0.63	0.50	-	0.72	0.64	0.50	-	0.74	0.67	0.53	-	0.76	0.69	0.55	-	1.00	0.71	0.57	-	1.00	0.76	0.62	-	1.00	0.76	0.62	-	1.00	0.76	0.62	-																		
	Δ T	17	15	12	-	17	15	12	-	17	15	12	-	17	15	12	-	16	15	11	-	18	16	12	-	18	16	12	-	18	16	12	-																		
	kW	2.27	2.27	2.26	-	2.52	2.52	2.52	-	2.81	2.80	2.80	-	3.11	3.11	3.10	-	3.45	3.45	3.45	-	3.85	3.85	3.85	-	3.85	3.85	3.85	-	3.85	3.85	3.85	-																		
	Amps	8.3	8.3	8.3	-	9.5	9.5	9.5	-	10.8	10.8	10.7	-	12.2	12.2	12.1	-	13.7	13.7	13.7	-	15.6	15.6	15.5	-	15.6	15.6	15.5	-	15.6	15.6	15.5	-																		
	HI PR	245	246	247	-	282	283	285	-	322	323	325	-	365	366	368	-	411	412	414	-	460	461	463	-	460	461	463	-	460	461	463	-																		
LO PR	124	125	128	-	131	133	136	-	138	139	142	-	143	144	148	-	148	150	153	-	155	156	159	-	155	156	159	-	155	156	159	-																			

		OUTDOOR AMBIENT TEMPERATURE												115°F												115°F							
		65°F						75°F						85°F						95°F						105°F							
		ENTERING INDOOR WET BULB TEMPERATURE														115°F												115°F					
		59	63	67	71	59	63	67	71	59	63	67	71	59	63	67	71	59	63	67	71	59	63	67	71	59	63	67	71	59	63	67	71
1225	MBh	40.9	41.5	42.7	44.5	40.5	41.1	42.3	44.2	39.4	40.0	41.2	43.1	37.6	38.2	39.4	41.3	35.4	36.0	37.2	39.0	33.3	33.9	35.1	37.0	33.3	33.9	35.1	37.0	33.3	33.9	35.1	37.0
	S/T	0.76	0.69	0.55	0.40	0.77	0.69	0.55	0.41	1.00	0.72	0.58	0.44	1.00	0.74	0.60	0.46	1.00	0.76	0.62	0.48	1.00	0.81	0.67	0.53	1.00	0.81	0.67	0.53	1.00	0.81	0.67	0.53
	Δ T	23	21	17	14	22	21	17	14	23	21	18	14	22	21	17	14	22	20	17	14	23	22	18	15	22	20	17	14	23	22	18	15
	kW	2.24	2.24	2.24	2.26	2.50	2.50	2.49	2.51	2.78	2.78	2.77	2.79	3.08	3.08	3.08	3.10	3.43	3.42	3.42	3.44	3.83	3.82	3.82	3.84	3.83	3.82	3.82	3.82	3.82	3.84	3.84	
	Amps	8.2	8.2	8.2	8.3	9.4	9.4	9.4	9.3	9.4	10.7	10.6	10.6	10.7	12.1	12.0	12.0	12.1	13.6	13.6	13.6	13.7	15.4	15.4	15.5	15.5	15.4	15.4	15.4	15.4	15.5	15.5	
	HI PR	241	242	243	248	278	280	281	285	318	319	321	325	325	361	362	364	368	407	408	410	414	456	457	459	463	456	457	459	463	456	457	459
1340	LO PR	120	121	124	130	127	129	132	137	134	135	138	143	139	140	144	149	144	146	149	154	151	152	155	160	151	152	155	160	151	152	155	160
	MBh	41.3	41.8	43.0	44.9	40.9	41.5	42.7	44.5	39.8	40.4	41.6	43.5	38.0	38.6	39.8	41.6	35.8	36.3	37.6	39.4	33.7	34.3	35.5	37.4	33.7	34.3	35.5	37.4	33.7	34.3	35.5	37.4
	S/T	0.80	0.72	0.59	0.44	0.81	0.73	0.59	0.45	1.00	0.75	0.62	0.47	1.00	0.77	0.64	0.49	1.00	0.80	0.66	0.52	1.00	0.85	0.71	0.57	1.00	0.85	0.71	0.57	1.00	0.85	0.71	0.57
	Δ T	22	20	17	13	22	20	17	13	22	20	17	14	22	20	17	13	22	20	16	13	23	21	18	14	23	21	18	14	23	21	18	14
	kW	2.25	2.25	2.25	2.27	2.51	2.50	2.50	2.52	2.79	2.79	2.78	2.80	3.09	3.09	3.09	3.11	3.43	3.43	3.43	3.45	3.84	3.83	3.83	3.85	3.84	3.83	3.83	3.83	3.83	3.85	3.85	
	Amps	8.2	8.2	8.2	8.3	9.4	9.4	9.4	9.5	10.7	10.7	10.7	10.8	12.1	12.1	12.1	12.1	12.2	13.7	13.6	13.6	13.7	15.5	15.5	15.5	15.5	15.5	15.5	15.5	15.5	15.5	15.5	15.5
1575	HI PR	242	243	245	249	280	281	283	287	320	321	322	326	362	363	365	369	408	409	411	415	457	458	460	464	457	458	460	464	457	458	460	464
	LO PR	121	123	126	131	128	130	133	138	135	136	139	144	140	142	145	150	145	147	150	155	152	154	157	162	152	154	157	162	152	154	157	162
	MBh	42.2	42.8	44.0	45.8	41.8	42.4	43.6	45.5	40.8	41.3	42.6	44.4	38.9	39.5	40.7	42.6	36.7	37.3	38.5	40.3	34.7	35.2	36.5	38.3	34.7	35.2	36.5	38.3	34.7	35.2	36.5	38.3
	S/T	0.84	0.76	0.63	0.48	0.85	0.77	0.63	0.49	1.00	0.80	0.66	0.52	1.00	0.82	0.68	0.54	1.00	0.84	0.70	0.56	1.00	1.00	0.75	0.61	1.00	1.00	0.75	0.61	1.00	1.00	0.75	0.61
	Δ T	21	19	16	12	21	19	15	12	21	19	16	12	21	19	15	12	21	19	15	12	21	20	16	13	21	20	16	13	21	20	16	13
	kW	2.27	2.27	2.26	2.28	2.52	2.52	2.51	2.53	2.80	2.80	2.80	2.82	3.11	3.11	3.10	3.12	3.45	3.45	3.44	3.46	3.85	3.85	3.85	3.86	3.85	3.85	3.85	3.85	3.85	3.84	3.86	3.86
1575	Amps	8.3	8.3	8.3	8.4	9.5	9.5	9.4	9.5	10.8	10.8	10.7	10.8	12.2	12.2	12.1	12.2	13.7	13.7	13.7	13.8	15.6	15.5	15.5	15.6	15.6	15.5	15.5	15.5	15.5	15.5	15.6	15.6
	HI PR	245	246	248	252	283	284	285	290	322	323	325	329	365	366	368	372	411	412	414	418	460	461	463	467	460	461	463	467	461	463	467	467
	LO PR	124	125	129	134	131	133	136	141	138	139	142	147	143	144	148	153	148	150	153	158	155	156	159	165	155	156	159	165	155	156	159	165

IDB		AIRFLOW		OUTDOOR AMBIENT TEMPERATURE																																			
				65°F						75°F						85°F						95°F						105°F						115°F					
				ENTERING INDOOR WET BULB TEMPERATURE																																			
				59	63	67	71	59	63	67	71	59	63	67	71	59	63	67	71	59	63	67	71	59	63	67	71	59	63	67	71								
70	1400	MBh	46.9	47.5	48.9	-	46.4	47.1	48.5	-	45.2	45.9	47.3	-	43.2	43.8	45.2	-	40.6	41.3	42.7	-	38.3	39.0	40.3	-													
		S/T	0.65	0.57	0.44	-	0.66	0.58	0.45	-	0.68	0.61	0.47	-	0.70	0.62	0.49	-	1.00	0.65	0.51	-	1.00	0.70	0.56	-													
		Δ T	19	17	13	-	18	17	13	-	19	17	14	-	18	17	13	-	18	16	13	-	19	18	14	-													
		kW	2.52	2.52	2.51	-	2.81	2.81	2.81	-	3.14	3.14	3.13	-	3.50	3.49	3.49	-	3.89	3.89	3.88	-	4.35	4.35	4.35	-													
		Amps	9.4	9.3	9.3	-	10.7	10.7	10.7	-	12.2	12.2	12.2	-	13.8	13.8	13.8	-	15.6	15.6	15.6	-	17.7	17.7	17.7	-													
		HI PR	244	245	247	-	282	283	285	-	322	323	325	-	365	366	368	-	412	413	414	-	461	462	464	-													
70	1600	LOPR	120	122	125	-	128	129	132	-	134	136	139	-	139	141	144	-	145	146	149	-	151	153	156	-													
		MBh	47.4	48.1	49.5	-	47.0	47.7	49.1	-	45.8	46.5	47.9	-	43.7	44.4	45.8	-	41.2	41.9	43.2	-	38.9	39.5	40.9	-													
		S/T	0.68	0.60	0.47	-	0.69	0.61	0.48	-	0.71	0.64	0.50	-	0.73	0.65	0.52	-	1.00	0.68	0.54	-	1.00	0.73	0.59	-													
		Δ T	18	16	13	-	18	16	13	-	18	16	13	-	18	16	13	-	17	16	12	-	19	17	13	-													
		kW	2.53	2.53	2.52	-	2.82	2.82	2.82	-	3.15	3.15	3.14	-	3.51	3.50	3.50	-	3.90	3.90	3.89	-	4.37	4.36	4.36	-													
		Amps	9.4	9.4	9.4	-	10.7	10.7	10.7	-	12.2	12.2	12.2	-	13.9	13.8	13.8	-	15.7	15.7	15.6	-	17.8	17.8	17.8	-													
1800	1800	HI PR	245	247	248	-	284	285	286	-	324	325	326	-	367	368	369	-	413	414	416	-	463	464	465	-													
		LOPR	122	124	127	-	129	131	134	-	136	137	140	-	141	142	145	-	146	148	151	-	153	154	157	-													
		MBh	48.4	49.0	50.4	-	48.0	48.6	50.0	-	46.8	47.4	48.8	-	44.7	45.3	46.7	-	42.1	42.8	44.2	-	39.8	40.5	41.8	-													
		S/T	0.70	0.62	0.49	-	0.70	0.63	0.49	-	0.73	0.65	0.52	-	1.00	0.67	0.54	-	1.00	0.69	0.56	-	1.00	0.74	0.61	-													
		Δ T	17	15	12	-	17	15	12	-	17	15	12	-	17	15	12	-	17	15	11	-	18	16	12	-													
		kW	2.54	2.54	2.54	-	2.84	2.84	2.83	-	3.16	3.16	3.16	-	3.52	3.52	3.51	-	3.91	3.91	3.91	-	4.38	4.38	4.37	-													
75	1400	Amps	9.5	9.4	9.4	-	10.8	10.8	10.8	-	12.3	12.3	12.3	-	13.9	13.9	13.9	-	15.7	15.7	15.7	-	17.8	17.8	17.8	-													
		HI PR	248	249	250	-	286	287	289	-	326	327	329	-	369	370	372	-	415	416	418	-	465	466	468	-													
		LOPR	124	126	129	-	132	133	136	-	138	139	142	-	143	145	148	-	149	150	153	-	155	157	160	-													
		MBh	46.9	47.5	48.9	51.0	46.5	47.1	48.5	50.6	45.3	45.9	47.3	49.4	43.2	43.8	45.2	47.3	40.6	41.3	42.7	44.8	38.3	39.0	40.4	42.5													
		S/T	0.78	0.70	0.57	0.43	0.78	0.71	0.57	0.43	1.00	0.73	0.60	0.46	1.00	0.75	0.62	0.48	1.00	0.77	0.64	0.50	1.00	0.82	0.69	0.55													
		Δ T	23	21	17	14	22	21	17	14	23	21	18	14	22	21	17	14	22	20	17	14	23	22	18	15													
75	1600	kW	2.52	2.52	2.51	2.53	2.81	2.81	2.80	2.83	3.14	3.14	3.13	3.15	3.49	3.49	3.49	3.51	3.89	3.89	3.88	3.90	4.35	4.35	4.35	4.37													
		Amps	9.3	9.3	9.3	9.4	10.7	10.7	10.6	10.8	12.2	12.2	12.1	12.2	13.8	13.8	13.8	13.9	15.6	15.6	15.6	15.7	17.7	17.7	17.7	17.8													
		HI PR	244	245	247	251	282	283	285	289	322	323	325	329	365	366	368	372	412	413	414	419	461	462	464	468													
		LO PR	121	122	125	130	128	129	132	137	134	136	139	144	139	141	144	149	145	146	149	154	151	153	156	161													
		MBh	47.5	48.1	49.5	51.6	47.1	47.7	49.1	51.2	45.9	46.5	47.9	50.0	43.8	44.4	45.8	47.9	41.2	41.9	43.3	45.4	38.9	39.6	40.9	43.1													
		S/T	0.81	0.73	0.60	0.46	0.81	0.74	0.60	0.46	1.00	0.76	0.63	0.49	1.00	0.78	0.65	0.51	1.00	0.80	0.67	0.53	1.00	0.85	0.72	0.58													
75	1800	Δ T	22	20	17	13	22	20	16	13	22	20	17	13	22	20	16	13	21	20	16	13	23	21	17	14													
		kW	2.53	2.53	2.52	2.54	2.82	2.82	2.82	2.84	3.15	3.15	3.14	3.17	3.50	3.50	3.52	3.90	3.90	3.89	3.91	4.36	4.36	4.36	4.38														
		Amps	9.4	9.4	9.4	9.5	10.7	10.7	10.7	10.8	12.2	12.2	12.2	12.3	13.8	13.8	13.9	15.7	15.6	15.6	15.7	17.8	17.8	17.7	17.9														
		HI PR	246	247	248	253	284	285	287	291	324	325	327	331	367	368	370	374	413	414	416	420	463	464	466	470													
		LO PR	122	124	127	132	129	131	134	139	136	137	140	145	141	142	145	151	146	148	151	156	153	154	157	162													
		MBh	48.4	49.1	50.4	52.6	48.0	48.6	50.0	52.1	46.8	47.4	48.8	50.9	44.7	45.4	46.7	48.9	42.2	42.8	44.2	46.3	39.8	40.5	41.9	44.0													
75	1800	S/T	0.82	0.75	0.61	0.47	0.83	0.75	0.62	0.48	1.00	0.78	0.65	0.51	1.00	0.80	0.66	0.52	1.00	0.82	0.69	0.55	1.00	1.00	0.74	0.60													
		Δ T	21	19	16	12	21	19	16	12	21	19	16	12	21	19	16	12	21	19	15	12	22	20	16	13													
		kW	2.54	2.54	2.54	2.56	2.84	2.83	2.83	2.85	3.16	3.16	3.16	3.18	3.52	3.51	3.51	3.53	3.91	3.91	3.90	3.93	4.38	4.37	4.37	4.39													
		Amps	9.4	9.4	9.4	9.5	10.8	10.8	10.8	10.9	12.3	12.3	12.3	12.4	13.9	13.9	13.9	14.0	15.7	15.7	15.7	15.8	17.8	17.8	17.8	17.9													
		HI PR	248	249	251	255	286	287	289	293	326	327	329	333	369	370	372	376	416	417	418	423	465	466	468	472													
		LO PR	124	126	129	134	132	133	136	141	138	139	142	148	143	145	148	153	149	150	153	158	155	157	160	165													
Shaded area reflects ACCA (TVA) Rating Conditions.																								kW = Total system power															
DB: Entering Indoor Dry Bulb Temperature																												Amps = Outdoor unit amps (compressor + fan)											
High and low pressures are measured at the liquid and suction service valves.																																							

		OUTDOOR AMBIENT TEMPERATURE																																			
		65°F						75°F						85°F						95°F						105°F						115°F					
IDB	AIRFLOW	59	63	67	71	71	59	63	67	71	71	59	63	67	71	71	59	63	67	71	71	59	63	67	71	71	59	63	67	71	71	59	63	67	71	71	
		ENTERING INDOOR WET BULB TEMPERATURE																																			
80	1400	MBh	47.1	47.8	49.2	51.3	51.3	46.7	47.4	48.8	50.9	50.9	45.5	46.2	47.5	49.7	49.7	43.4	44.1	45.5	47.6	47.6	40.9	41.5	42.9	45.0	45.0	38.6	39.2	40.6	42.7	42.7	42.7	42.7	42.7	42.7	
		S/T	0.90	0.82	0.69	0.55	0.55	1.00	0.83	0.70	0.56	0.56	1.00	0.85	0.72	0.58	0.58	1.00	0.87	0.74	0.60	0.60	1.00	1.00	0.76	0.62	0.62	1.00	1.00	0.81	0.67	0.67	0.67	0.67	0.67		
		Δ T	27	25	21	18	18	26	25	21	18	18	27	25	22	18	18	26	25	21	18	18	26	24	21	18	18	27	26	22	19	19	19	19	19	19	
		kW	2.52	2.52	2.51	2.54	2.54	2.81	2.81	2.81	2.83	2.83	3.14	3.14	3.13	3.16	3.16	3.49	3.49	3.49	3.51	3.51	3.89	3.89	3.88	3.91	3.91	4.35	4.35	4.35	4.35	4.35	4.35	4.37	4.37	4.37	
		Amps	9.3	9.3	9.3	9.4	9.4	10.7	10.7	10.7	10.8	10.8	12.2	12.2	12.2	12.3	12.3	13.8	13.8	13.8	13.8	13.8	15.6	15.6	15.6	15.7	15.7	17.7	17.7	17.7	17.7	17.7	17.7	17.8	17.8	17.8	
		HI PR	245	246	247	251	251	283	284	285	290	290	323	324	325	330	330	366	367	368	373	373	412	413	415	419	419	462	463	464	464	464	469	469	469	469	
		LO PR	121	123	126	131	131	128	130	133	138	138	135	136	139	144	144	140	141	144	150	150	145	147	150	155	155	152	153	156	161	161	161	161	161		
		MBh	47.7	48.4	49.8	51.9	51.9	47.3	48.0	49.3	51.4	51.4	46.1	46.7	48.1	50.2	50.2	44.0	44.7	46.0	48.2	48.2	41.5	42.1	43.5	45.6	45.6	39.1	39.8	41.2	43.3	43.3	43.3	43.3	43.3	43.3	
		S/T	1.00	0.85	0.72	0.58	0.58	1.00	0.86	0.73	0.59	0.59	1.00	0.88	0.75	0.61	0.61	1.00	0.90	0.77	0.63	0.63	1.00	1.00	0.79	0.65	0.65	1.00	1.00	0.84	0.70	0.70	0.70	0.70	0.70		
Δ T	26	24	21	17	17	26	24	21	17	17	26	24	21	17	17	26	24	20	17	17	25	24	20	17	17	27	25	21	18	18	18	18	18	18			
80	1600	kW	2.53	2.53	2.52	2.55	2.55	2.82	2.82	2.82	2.84	2.84	3.15	3.15	3.14	3.17	3.17	3.51	3.50	3.50	3.52	3.52	3.90	3.90	3.89	3.92	3.92	4.37	4.36	4.36	4.38	4.38	4.38	4.38	4.38	4.38	
		Amps	9.4	9.4	9.4	9.5	9.5	10.7	10.7	10.7	10.8	10.8	12.2	12.2	12.2	12.3	12.3	13.9	13.8	13.8	13.9	13.9	15.7	15.7	15.6	15.7	15.7	17.8	17.8	17.8	17.8	17.8	17.8	17.9	17.9	17.9	
		HI PR	246	247	249	253	253	284	285	287	291	291	324	325	327	331	331	367	368	370	374	374	414	415	417	421	421	463	464	466	470	470	470	470	470	470	
		LO PR	123	124	127	132	132	130	131	134	139	139	136	138	141	146	146	142	143	146	151	151	147	148	151	156	156	153	155	158	163	163	163	163	163	163	
		MBh	48.6	49.3	50.7	52.8	52.8	48.2	48.9	50.3	52.4	52.4	47.0	47.7	49.1	51.2	51.2	44.9	45.6	47.0	49.1	49.1	42.4	43.1	44.4	46.5	46.5	40.1	40.7	42.1	44.2	44.2	44.2	44.2	44.2	44.2	
		S/T	1.00	0.87	0.74	0.60	0.60	1.00	0.88	0.74	0.60	0.60	1.00	0.90	0.77	0.63	0.63	1.00	1.00	0.79	0.65	0.65	1.00	1.00	0.81	0.67	0.67	1.00	1.00	0.86	0.72	0.72	0.72	0.72	0.72	0.72	
		Δ T	25	23	20	16	16	25	23	20	16	16	25	23	20	16	16	25	23	20	16	16	25	23	19	16	16	26	24	20	17	17	17	17	17		
		kW	2.54	2.54	2.54	2.56	2.56	2.84	2.83	2.83	2.85	2.85	3.16	3.16	3.16	3.18	3.18	3.52	3.52	3.51	3.53	3.53	3.91	3.91	3.91	3.93	3.93	4.38	4.38	4.38	4.37	4.39	4.39	4.39	4.39	4.39	
		Amps	9.5	9.4	9.4	9.5	9.5	10.8	10.8	10.8	10.9	10.9	12.3	12.3	12.3	12.4	12.4	13.9	13.9	13.9	14.0	14.0	15.7	15.7	15.7	15.8	15.8	17.8	17.8	17.8	17.8	17.8	17.8	17.9	17.9	17.9	
HI PR	248	249	251	255	255	287	288	289	294	294	327	328	329	334	334	370	371	372	377	377	416	417	419	423	423	466	467	468	473	473	473	473	473	473	473		
LO PR	125	126	129	135	135	132	134	137	142	142	139	140	143	148	148	144	145	148	153	153	149	151	154	159	159	156	157	160	165	165	165	165	165	165	165		
85	1400	MBh	47.9	48.6	49.9	52.1	52.1	47.5	48.1	49.5	51.6	51.6	46.3	46.9	48.3	50.4	50.4	44.2	44.9	46.2	48.4	48.4	41.7	42.3	43.7	45.8	45.8	39.3	40.0	41.4	43.5	43.5	43.5	43.5	43.5	43.5	
		S/T	1.00	0.92	0.79	0.7	0.7	1.00	0.93	0.80	0.7	0.7	1.00	1.00	0.82	0.7	0.7	1.00	1.00	0.84	0.7	0.7	1.00	1.00	0.86	0.7	1.00	1.00	0.91	0.8	0.8	0.8	0.8	0.8	0.8		
		Δ T	30	28	25	21	21	30	28	25	21	21	30	28	25	22	22	30	28	25	21	21	30	28	25	21	21	31	29	26	22	22	22	22	22	22	
		kW	2.53	2.52	2.52	2.5	2.5	2.82	2.82	2.81	2.8	2.8	3.15	3.14	3.14	3.2	3.2	3.50	3.50	3.49	3.5	3.5	3.90	3.89	3.89	3.9	3.9	4.36	4.36	4.35	4.4	4.4	4.4	4.4	4.4	4.4	
		Amps	9.4	9.4	9.3	9.4	9.4	10.7	10.7	10.7	10.8	10.8	12.2	12.2	12.2	12.3	12.3	13.8	13.8	13.8	13.9	13.9	15.6	15.6	15.6	15.7	15.7	17.8	17.8	17.7	17.7	17.7	17.8	17.8	17.8	17.8	
		HI PR	246	247	248	253	253	284	285	287	291	291	324	325	327	331	331	367	368	370	374	374	413	414	416	420	420	463	464	466	470	470	470	470	470	470	470
		LO PR	123	124	127	132	132	130	132	135	140	140	136	138	141	146	146	142	143	146	151	151	147	148	151	157	157	154	155	158	163	163	163	163	163	163	
		MBh	48.5	49.1	50.5	52.6	52.6	48.1	48.7	50.1	52.2	52.2	46.9	47.5	48.9	51.0	51.0	44.8	45.4	46.8	48.9	48.9	42.2	42.9	44.3	46.4	46.4	39.9	40.6	42.0	44.1	44.1	44.1	44.1	44.1	44.1	
		S/T	1.00	0.95	0.82	0.7	0.7	1.00	0.96	0.83	0.7	0.7	1.00	1.00	0.85	0.7	0.7	1.00	1.00	0.87	0.7	0.7	1.00	1.00	0.89	0.8	1.00	1.00	1.00	0.8	0.8	0.8	0.8	0.8	0.8		
Δ T	29	27	24	21	21	29	27	24	21	21	30	28	24	21	21	29	27	24	21	21	29	27	24	20	20	30	28	25	21	21	21	21	21	21			
85	1600	kW	2.54	2.53	2.53	2.6	2.6	2.83	2.83	2.82	2.8	2.8	3.16	3.15	3.15	3.2	3.2	3.51	3.51	3.50	3.5	3.5	3.91	3.90	3.90	3.9	4.37	4.37	4.36	4.4	4.4	4.4	4.4	4.4	4.4		
		Amps	9.4	9.4	9.4	9.5	9.5	10.8	10.8	10.7	10.8	10.8	12.3	12.3	12.2	12.3	12.3	13.9	13.9	13.8	14.0	14.0	15.7	15.7	15.7	15.8	15.8	17.8	17.8	17.8	17.8	17.8	17.8	17.9	17.9	17.9	
		HI PR	247	248	250	254	254	285	287	288	292	292	325	326	328	332	332	369	370	371	375	375	415	416	418	422	422	464	466	467	471	471	471	471	471	471	
		LO PR	124	126	129	134	134	132	133	136	141	141	138	139	142	147	147	143	145	148	153	153	149	150	153	158	158	155	157	160	165	165	165	165	165	165	
		MBh	49																																		

IDB		AIRFLOW		OUTDOOR AMBIENT TEMPERATURE																							
				65°F				75°F				85°F				95°F				105°F				115°F			
				ENTERING INDOOR WET BULB TEMPERATURE																							
		59	63	67	71	59	63	67	71	59	63	67	71	59	63	67	71	59	63	67	71	59	63	67	71		
70	1750	MBh	57.6	58.4	60.1	-	57.1	57.9	59.6	-	55.6	56.4	58.1	-	53.0	53.8	55.5	-	49.8	50.6	52.4	-	47.0	47.8	49.5	-	
		S/T	0.60	0.53	0.40	-	0.61	0.54	0.40	-	0.63	0.56	0.43	-	0.65	0.58	0.45	-	1.00	0.60	0.47	-	1.00	0.65	0.52	-	
		Δ T	19	18	14	-	19	18	14	-	20	18	14	-	19	18	14	-	19	17	14	-	20	18	15	-	
		kW	2.51	2.51	2.50	-	2.80	2.80	2.79	-	3.13	3.13	3.12	-	3.48	3.48	3.48	-	3.88	3.88	3.87	-	4.34	4.34	4.34	-	
		Amps	9.3	9.3	9.3	-	10.6	10.6	10.6	-	12.1	12.1	12.1	-	13.8	13.7	13.7	-	15.6	15.6	15.5	-	17.7	17.7	17.7	-	
	1890	HI PR	242	243	245	-	280	281	283	-	320	321	323	-	363	364	366	-	410	411	413	-	459	460	462	-	
		LO PR	119	121	124	-	126	128	131	-	133	134	137	-	138	139	143	-	143	145	148	-	150	151	154	-	
		MBh	58.3	59.1	60.8	-	57.8	58.6	60.3	-	56.3	57.1	58.8	-	53.7	54.5	56.2	-	50.5	51.3	53.0	-	47.6	48.5	50.2	-	
		S/T	0.65	0.58	0.45	-	0.66	0.59	0.45	-	0.68	0.61	0.48	-	0.70	0.63	0.50	-	1.00	0.65	0.52	-	1.00	0.70	0.57	-	
		Δ T	18	17	13	-	18	17	13	-	19	17	13	-	18	17	13	-	18	16	13	-	19	17	14	-	
	2250	kW	2.52	2.52	2.52	-	2.82	2.81	2.81	-	3.14	3.14	3.14	-	3.50	3.49	3.49	-	3.89	3.89	3.88	-	4.36	4.35	4.35	-	
Amps		9.4	9.3	9.3	-	10.7	10.7	10.7	-	12.2	12.2	12.2	-	13.8	13.8	13.8	-	15.6	15.6	15.6	-	17.7	17.7	17.7	-		
HI PR		244	245	247	-	282	283	285	-	322	323	325	-	365	366	368	-	412	413	414	-	461	462	464	-		
LO PR		121	122	125	-	128	129	132	-	134	136	139	-	140	141	144	-	145	146	149	-	151	153	156	-		
MBh		59.1	59.9	61.6	-	58.6	59.4	61.1	-	57.1	57.9	59.6	-	54.5	55.3	57.0	-	51.3	52.1	53.9	-	48.4	49.3	51.0	-		
75	1750	S/T	0.68	0.61	0.48	-	0.69	0.62	0.48	-	0.71	0.64	0.51	-	0.73	0.66	0.53	-	1.00	0.68	0.55	-	1.00	0.73	0.60	-	
		Δ T	18	16	12	-	18	16	12	-	18	16	13	-	18	16	12	-	17	15	12	-	18	17	13	-	
		kW	2.53	2.53	2.53	-	2.83	2.82	2.82	-	3.15	3.15	3.15	-	3.51	3.51	3.50	-	3.90	3.90	3.90	-	4.37	4.37	4.36	-	
		Amps	9.4	9.4	9.4	-	10.7	10.7	10.7	-	12.2	12.2	12.2	-	13.9	13.9	13.8	-	15.7	15.7	15.6	-	17.8	17.8	17.8	-	
		HI PR	246	247	249	-	284	285	287	-	324	325	327	-	367	368	370	-	413	415	416	-	463	464	466	-	
	1890	LO PR	122	124	127	-	130	131	134	-	136	137	140	-	141	143	146	-	147	148	151	-	153	155	158	-	
		MBh	57.6	58.4	60.2	62.8	57.1	57.9	59.6	62.3	55.6	56.4	58.1	60.8	53.0	53.8	55.6	58.2	49.9	50.7	52.4	55.0	47.0	47.8	49.5	52.1	
		S/T	0.73	0.66	0.52	0.38	0.74	0.66	0.53	0.39	0.76	0.69	0.55	0.41	1.00	0.71	0.57	0.43	1.00	0.73	0.59	0.45	1.00	0.78	0.64	0.50	
		Δ T	23	22	18	15	23	22	18	15	24	22	18	15	23	21	18	15	23	21	18	14	24	22	19	16	
		kW	2.51	2.50	2.50	2.52	2.80	2.80	2.79	2.82	3.13	3.13	3.12	3.14	3.48	3.48	3.47	3.50	3.88	3.87	3.87	3.89	4.34	4.34	4.33	4.36	
	2250	Amps	9.3	9.3	9.3	9.4	10.6	10.6	10.6	10.7	12.1	12.1	12.1	12.2	13.7	13.7	13.7	13.8	15.6	15.5	15.5	15.6	17.7	17.7	17.6	17.7	
HI PR		242	243	245	249	281	282	283	288	321	322	323	328	364	365	366	371	410	411	413	417	460	461	462	467		
LO PR		119	121	124	129	126	128	131	136	133	134	137	142	138	140	143	148	143	145	148	153	150	151	154	159		
MBh		58.3	59.1	60.8	63.5	57.8	58.6	60.3	62.9	56.3	57.1	58.8	61.4	53.7	54.5	56.2	58.9	50.6	51.4	53.1	55.7	47.7	48.5	50.2	52.8		
S/T		0.78	0.71	0.57	0.43	0.79	0.71	0.58	0.44	1.00	0.74	0.60	0.46	1.00	0.76	0.62	0.48	1.00	0.78	0.64	0.50	1.00	0.83	0.69	0.55		
75	1890	Δ T	22	21	17	14	22	21	17	14	23	21	17	14	22	21	17	14	22	20	17	13	23	21	18	15	
		kW	2.52	2.52	2.51	2.54	2.81	2.81	2.81	2.83	3.14	3.14	3.13	3.16	3.49	3.49	3.51	3.89	3.89	3.88	3.91	4.35	4.35	4.35	4.37		
		Amps	9.3	9.3	9.3	9.4	10.7	10.7	10.7	10.8	12.2	12.2	12.2	12.3	13.8	13.8	13.8	13.9	15.6	15.6	15.6	15.7	17.7	17.7	17.7	17.8	
		HI PR	244	245	247	251	282	283	285	289	322	323	325	329	365	367	368	372	412	413	415	419	461	463	464	468	
		LO PR	121	122	125	130	128	129	132	137	134	136	139	144	140	141	144	149	145	146	149	154	151	153	156	161	
75	2250	MBh	59.1	59.9	61.6	64.3	58.6	59.4	61.1	63.8	57.1	57.9	59.6	62.3	54.5	55.3	57.0	59.7	51.4	52.2	53.9	56.5	48.5	49.3	51.0	53.6	
		S/T	0.81	0.74	0.60	0.46	0.82	0.74	0.61	0.47	1.00	0.77	0.63	0.49	1.00	0.79	0.65	0.51	1.00	0.81	0.67	0.53	1.00	1.00	0.72	0.58	
		Δ T	22	20	16	13	22	20	16	13	22	20	17	13	22	20	16	13	21	19	16	13	22	21	17	14	
		kW	2.53	2.53	2.52	2.55	2.82	2.82	2.82	2.84	3.15	3.15	3.14	3.17	3.51	3.50	3.50	3.52	3.90	3.90	3.89	3.92	4.37	4.36	4.36	4.38	
		Amps	9.4	9.4	9.4	9.5	10.7	10.7	10.7	10.8	12.2	12.2	12.2	12.3	13.9	13.8	13.8	13.9	15.7	15.7	15.6	15.7	17.8	17.8	17.8	17.8	
75	2250	HI PR	246	247	249	253	284	285	287	291	324	325	327	331	367	368	370	374	414	415	416	421	463	464	466	470	
		LO PR	122	124	127	132	130	131	134	139	136	137	140	146	141	143	146	151	147	148	151	156	153	155	158	163	

IDB		AIRFLOW		OUTDOOR AMBIENT TEMPERATURE																							
				65°F				75°F				85°F				95°F				105°F				115°F			
				59	63	67	71	59	63	67	71	59	63	67	71	59	63	67	71	59	63	67	71				
		ENTERING INDOOR WET BULB TEMPERATURE																									
		59	63	67	71	59	63	67	71	59	63	67	71	59	63	67	71	59	63	67	71	59	63	67	71		
80	1750	MBh	57.9	58.7	60.4	63.1	57.4	58.2	59.9	62.6	55.9	56.7	58.4	61.1	53.3	54.1	55.9	58.5	50.2	51.0	52.7	55.3	47.3	48.1	49.8	52.4	
		S/T	0.85	0.78	0.65	0.51	1.00	0.78	0.65	0.51	1.00	0.81	0.68	0.54	1.00	0.83	0.70	0.56	1.00	0.85	0.72	0.58	1.00	1.00	0.77	0.63	
		Δ T	27	26	22	19	27	26	22	19	28	26	22	19	27	25	22	19	27	25	22	18	28	26	23	20	
		kW	2.51	2.51	2.50	2.52	2.80	2.80	2.79	2.82	3.13	3.13	3.12	3.14	3.48	3.48	3.48	3.50	3.88	3.88	3.87	3.89	4.34	4.34	4.34	4.36	
		Amps	9.3	9.3	9.3	9.4	10.6	10.6	10.6	10.7	12.1	12.1	12.1	12.2	13.8	13.7	13.7	13.8	15.6	15.6	15.5	15.6	17.7	17.7	17.7	17.8	
	Hi PR	243	244	246	250	281	282	284	288	321	322	324	328	364	365	367	371	411	412	413	418	460	461	463	467		
	LO PR	120	121	124	129	127	128	131	136	133	135	138	143	139	140	143	148	144	145	148	153	150	152	155	160		
	1890	MBh	58.6	59.4	61.1	63.8	58.1	58.9	60.6	63.2	56.6	57.4	59.1	61.7	54.0	54.8	56.5	59.2	50.9	51.7	53.4	56.0	48.0	48.8	50.5	53.1	
		S/T	0.90	0.83	0.70	0.56	1.00	0.83	0.70	0.56	1.00	0.86	0.73	0.59	1.00	0.88	0.75	0.61	1.00	1.00	0.77	0.63	1.00	1.00	0.82	0.68	
		Δ T	26	25	21	18	26	25	21	18	27	25	21	18	26	25	21	18	26	24	21	17	27	25	22	19	
kW		2.52	2.52	2.51	2.54	2.82	2.81	2.81	2.83	3.14	3.14	3.13	3.16	3.50	3.49	3.49	3.51	3.89	3.89	3.88	3.91	4.36	4.35	4.35	4.37		
Amps		9.4	9.3	9.3	9.4	10.7	10.7	10.7	10.8	12.2	12.2	12.2	12.3	13.8	13.8	13.8	13.9	15.6	15.6	15.6	15.7	17.7	17.7	17.7	17.8		
2250	Hi PR	245	246	247	252	283	284	286	290	323	324	326	330	366	367	369	373	412	413	415	419	462	463	465	469		
	LO PR	121	123	126	131	128	130	133	138	135	136	139	144	140	142	145	150	145	147	150	155	152	153	156	162		
	MBh	59.4	60.2	61.9	64.6	58.9	59.7	61.4	64.1	57.4	58.2	59.9	62.6	54.8	55.6	57.3	60.0	51.7	52.5	54.2	56.8	48.8	49.6	51.3	53.9		
	S/T	1.00	0.86	0.73	0.59	1.00	0.86	0.73	0.59	1.00	0.89	0.76	0.62	1.00	0.91	0.78	0.64	1.00	1.00	0.80	0.66	1.00	1.00	0.85	0.71		
	Δ T	26	24	20	17	26	24	20	17	26	24	21	17	26	24	20	17	25	23	20	17	26	25	21	18		
2250	kW	2.53	2.53	2.53	2.55	2.83	2.82	2.82	2.84	3.15	3.15	3.15	3.17	3.51	3.51	3.50	3.52	3.90	3.90	3.90	3.92	4.37	4.36	4.36	4.38		
	Amps	9.4	9.4	9.4	9.5	10.7	10.7	10.7	10.8	12.2	12.2	12.2	12.3	13.9	13.9	13.8	13.9	15.7	15.7	15.6	15.7	17.8	17.8	17.8	17.9		
	Hi PR	246	248	249	253	285	286	287	292	325	326	327	332	368	369	370	375	414	415	417	421	464	465	466	471		
	LO PR	123	124	127	132	130	132	135	140	137	138	141	146	142	143	146	151	147	149	152	157	154	155	158	163		
	85	1750	MBh	58.9	59.7	61.4	64.0	58.4	59.2	60.9	63.5	56.9	57.7	59.4	62.0	54.3	55.1	56.8	59.4	51.1	51.9	53.7	56.3	48.3	49.1	50.8	53.4
S/T			1.00	0.88	0.74	0.6	1.00	0.88	0.75	0.6	1.00	1.00	0.78	0.6	1.00	1.00	0.79	0.7	1.00	1.00	0.82	0.7	1.00	1.00	0.87	0.7	
Δ T			31	29	26	22	31	29	26	22	31	29	26	22	31	29	26	22	31	29	25	22	32	30	27	23	
kW			2.51	2.51	2.51	2.5	2.81	2.81	2.80	2.8	3.13	3.13	3.13	3.1	3.49	3.49	3.48	3.5	3.88	3.88	3.88	3.9	4.35	4.35	4.34	4.4	
Amps			9.3	9.3	9.3	9.4	10.7	10.7	10.6	10.7	12.2	12.1	12.1	12.2	13.8	13.8	13.7	13.8	15.6	15.6	15.6	15.7	17.7	17.7	17.7	17.8	
Hi PR		244	245	247	251	282	283	285	289	322	323	325	329	365	366	368	372	412	413	414	419	461	462	464	468		
LO PR		121	123	126	131	129	130	133	138	135	136	139	145	140	142	145	150	146	147	150	155	152	154	157	162		
1890		MBh	59.6	60.4	62.1	64.7	59.1	59.9	61.6	64.2	57.6	58.4	60.1	62.7	55.0	55.8	57.5	60.1	51.8	52.6	54.3	57.0	48.9	49.8	51.5	54.1	
		S/T	1.00	0.93	0.79	0.7	1.00	0.93	0.80	0.7	1.00	1.00	0.83	0.7	1.00	1.00	0.84	0.7	1.00	1.00	0.87	0.7	1.00	1.00	0.92	0.8	
		Δ T	30	28	25	21	30	28	25	21	30	28	25	21	30	28	25	21	30	28	24	21	31	29	26	22	
	kW	2.53	2.53	2.52	2.5	2.82	2.82	2.81	2.8	3.15	3.15	3.14	3.2	3.50	3.50	3.49	3.5	3.90	3.89	3.89	3.9	4.36	4.36	4.35	4.4		
	Amps	9.4	9.4	9.3	9.4	10.7	10.7	10.7	10.8	12.2	12.2	12.2	12.3	13.8	13.8	13.8	13.9	15.6	15.6	15.6	15.7	17.8	17.8	17.7	17.8		
2250	Hi PR	246	247	249	253	284	285	287	291	324	325	327	331	367	368	370	374	413	415	416	420	463	464	466	470		
	LO PR	123	124	127	133	130	132	135	140	137	138	141	146	142	143	146	151	147	149	152	157	154	155	158	163		
	MBh	60.4	61.2	62.9	65.5	59.9	60.7	62.4	65.0	58.4	59.2	60.9	63.5	55.8	56.6	58.3	60.9	52.6	53.4	55.2	57.8	49.7	50.6	52.3	54.9		
	S/T	1.00	0.96	0.82	0.7	1.00	0.96	0.83	0.7	1.00	1.00	0.86	0.7	1.00	1.00	0.87	0.7	1.00	1.00	0.90	0.8	1.00	1.00	1.00	0.8		
	Δ T	29	27	24	20	29	27	24	20	29	28	24	21	29	27	24	20	29	27	24	20	30	28	25	21		
2250	kW	2.54	2.54	2.53	2.6	2.83	2.83	2.82	2.8	3.16	3.16	3.15	3.2	3.51	3.51	3.51	3.5	3.91	3.91	3.90	3.9	4.37	4.37	4.37	4.4		
	Amps	9.4	9.4	9.4	9.5	10.8	10.8	10.7	10.8	12.3	12.3	12.3	12.3	13.9	13.9	13.9	14.0	15.7	15.7	15.7	15.8	17.8	17.8	17.8	17.9		
	Hi PR	248	249	250	255	286	287	289	293	326	327	329	333	369	370	372	376	415	416	418	422	465	466	468	472		
	LO PR	125	126	129	134	132	133	136	142	138	140	143	148	144	145	148	153	149	150	153	158	155	157	160	165		
	Shaded area reflects AHRI Rating Conditions.																										
DB: Entering Indoor Dry Bulb Temperature																											
High and low pressures are measured at the liquid and suction service valves.																											
kW = Total system power																											
Amps = Outdoor unit amps (compressor + fan)																											

GSZH501810A*+AMST30BU1400A*

	OUTDOOR AMBIENT TEMPERATURE																
	65	60	55	50	47	45	40	35	30	25	20	17	15	10	5	0	-5
MBh	22.7	21.2	19.8	18.3	17.4	16.7	15.0	13.4	12.1	11.1	10.4	10.0	9.5	8.3	7.0	5.8	4.6
T/R	32.6	30.8	28.9	27.1	26.0	25.0	22.4	20.0	18.0	16.6	15.5	14.9	14.2	12.4	10.5	8.7	6.8
kW	1.4	1.4	1.3	1.3	1.3	1.3	1.3	1.3	1.2	1.2	1.2	1.2	1.2	1.1	1.1	1.1	1.1
Amps	5.1	5.0	4.9	4.8	4.7	4.7	4.6	4.5	4.4	4.3	4.2	4.1	4.1	4.0	3.9	3.8	3.7
COP	4.79	4.55	4.31	4.06	3.90	3.77	3.44	3.13	2.88	2.69	2.57	2.50	2.40	2.13	1.85	1.55	1.25
HI PR	363	351	339	327	320	315	304	292	280	268	257	249	245	233	221	209	198
LO PR	148	139	130	121	115	111	102	93	84	74	65	60	56	47	38	28	19

GSZH502410A*+AMST30BU1400A*

	OUTDOOR AMBIENT TEMPERATURE																
	65	60	55	50	47	45	40	35	30	25	20	17	15	10	5	0	-5
MBh	30.5	28.4	26.4	24.5	23.2	22.2	19.8	17.7	15.9	14.5	13.5	13.0	12.3	10.6	8.9	7.2	5.5
T/R	33.9	32.0	30.0	28.0	26.9	25.7	23.0	20.4	18.4	16.8	15.7	15.0	14.3	12.3	10.3	8.4	6.4
kW	2.0	2.0	1.9	1.9	1.8	1.8	1.8	1.7	1.7	1.6	1.6	1.5	1.5	1.5	1.4	1.3	1.3
Amps	7.5	7.3	7.1	6.9	6.7	6.6	6.4	6.2	5.9	5.7	5.5	5.4	5.3	5.0	4.8	4.6	4.4
COP	4.41	4.22	4.03	3.84	3.70	3.59	3.30	3.02	2.80	2.65	2.55	2.50	2.40	2.15	1.87	1.57	1.25
HI PR	377	365	353	340	333	328	316	304	291	279	267	259	254	242	230	218	205
LO PR	142	133	124	116	110	107	98	89	80	71	62	57	54	45	36	27	18

GSZH503010A*+AMST30BU1400A*

	OUTDOOR AMBIENT TEMPERATURE																
	65	60	55	50	47	45	40	35	30	25	20	17	15	10	5	0	-5
MBh	36.4	34.2	32.0	29.8	28.4	27.4	24.8	22.4	20.5	19.0	18.0	17.4	16.7	14.8	13.0	11.2	9.3
T/R	32.4	30.7	29.0	27.3	26.3	25.4	23.0	20.8	18.9	17.6	16.6	16.1	15.4	13.7	12.0	10.3	8.6
kW	2.4	2.3	2.3	2.3	2.2	2.2	2.2	2.2	2.1	2.1	2.1	2.0	2.0	2.0	2.0	1.9	1.9
Amps	8.7	8.6	8.4	8.3	8.2	8.1	8.0	7.8	7.7	7.5	7.4	7.3	7.2	7.1	6.9	6.8	6.6
COP	4.49	4.28	4.06	3.85	3.70	3.59	3.31	3.04	2.81	2.66	2.56	2.50	2.41	2.18	1.95	1.70	1.45
HI PR	385	373	360	348	340	335	323	310	298	285	273	265	260	248	235	222	210
LO PR	137	129	120	112	107	103	95	86	77	69	60	55	52	43	35	26	18

GSZH503610A*+AMST42CU1400A*

	OUTDOOR AMBIENT TEMPERATURE																
	65	60	55	50	47	45	40	35	30	25	20	17	15	10	5	0	-5
MBh	44.8	41.9	39.0	36.2	34.4	33.1	29.7	26.6	24.0	22.1	20.8	20.0	19.0	16.6	14.2	11.8	9.4
T/R	36.9	34.8	32.8	30.7	29.5	28.4	25.5	22.8	20.6	19.0	17.8	17.1	16.3	14.3	12.2	10.1	8.1
kW	3.1	3.1	3.0	2.9	2.9	2.9	2.8	2.7	2.6	2.6	2.5	2.4	2.4	2.3	2.3	2.2	2.1
Amps	12.0	11.6	11.3	11.0	10.8	10.7	10.4	10.0	9.7	9.4	9.1	8.9	8.8	8.5	8.1	7.8	7.5
COP	4.17	4.00	3.81	3.63	3.50	3.40	3.13	2.88	2.68	2.54	2.45	2.40	2.31	2.08	1.84	1.58	1.30
HI PR	397	384	371	358	351	345	332	320	307	294	281	273	268	255	242	229	216
LO PR	133	125	117	108	104	100	92	84	75	67	59	54	50	42	34	26	17

Above information is for nominal CFM and 70 degree indoor dry bulb. Instantaneous capacity listed.

Amps = Outdoor unit amps (comp.+fan)

kW = Total system power

Goodman Manufacturing Company, L.P. reserves the right to discontinue, or change at any time, specifications or designs without notice or without incurring obligations.

GSZH504210A*+AMST42CU1400A*

	OUTDOOR AMBIENT TEMPERATURE																
	65	60	55	50	47	45	40	35	30	25	20	17	15	10	5	0	-5
MBh	51.6	48.3	45.2	42.0	40.0	38.5	34.8	31.3	28.5	26.4	24.8	24.0	22.9	20.3	17.6	14.9	12.3
T/R	34.3	32.4	30.6	28.7	27.6	26.6	24.0	21.6	19.7	18.2	17.2	16.6	15.8	14.0	12.2	10.3	8.5
kW	3.5	3.4	3.3	3.3	3.3	3.2	3.2	3.1	3.1	3.0	3.0	2.9	2.9	2.9	2.8	2.7	2.7
Amps	12.9	12.6	12.4	12.2	12.0	11.9	11.7	11.5	11.2	11.0	10.8	10.6	10.5	10.3	10.0	9.8	9.6
COP	4.38	4.17	3.96	3.74	3.60	3.49	3.21	2.94	2.72	2.56	2.46	2.40	2.31	2.08	1.84	1.59	1.34
HI PR	395	382	369	356	348	343	330	318	305	292	279	271	266	253	241	228	215
LO PR	132	124	115	107	102	99	91	83	74	66	58	53	50	42	33	25	17

GSZH504810A*+AMST48CU1400A*

	OUTDOOR AMBIENT TEMPERATURE																
	65	60	55	50	47	45	40	35	30	25	20	17	15	10	5	0	-5
MBh	59.1	55.4	51.8	48.3	46.0	44.4	40.2	36.2	33.0	30.7	28.9	28.0	26.8	23.8	20.8	17.8	14.8
T/R	36.0	34.1	32.2	30.3	29.2	28.1	25.5	23.0	20.9	19.4	18.3	17.8	17.0	15.1	13.2	11.3	9.4
kW	3.9	3.8	3.7	3.7	3.6	3.6	3.6	3.5	3.4	3.4	3.3	3.3	3.3	3.2	3.1	3.1	3.0
Amps	14.5	14.2	13.9	13.7	13.5	13.4	13.2	12.9	12.6	12.4	12.1	12.0	11.9	11.6	11.3	11.1	10.8
COP	4.48	4.27	4.06	3.85	3.70	3.59	3.31	3.03	2.81	2.66	2.55	2.50	2.41	2.18	1.94	1.69	1.44
HI PR	433	419	405	391	382	376	362	348	334	320	306	298	292	278	264	250	236
LO PR	137	128	120	111	106	103	94	86	77	69	60	55	52	43	35	26	18

GSZH506010A*+AMST60DU1400A*

	OUTDOOR AMBIENT TEMPERATURE																
	65	60	55	50	47	45	40	35	30	25	20	17	15	10	5	0	-5
MBh	71.1	67.2	63.3	59.5	57.0	55.2	51.0	46.4	43.2	40.7	38.9	38.0	36.7	33.6	30.4	27.2	24.1
T/R	35.4	33.7	32.1	30.5	29.5	28.6	26.4	24.2	22.4	21.1	20.1	19.7	19.0	17.4	15.7	14.1	12.4
kW	4.7	4.7	4.6	4.6	4.5	4.5	4.4	4.4	4.3	4.2	4.2	4.1	4.1	4.0	4.0	3.9	3.8
Amps	17.8	17.5	17.2	17.0	16.8	16.7	16.4	16.1	15.8	15.5	15.3	15.1	15.0	14.7	14.4	14.1	13.8
COP	4.39	4.20	4.02	3.83	3.70	3.60	3.38	3.12	2.95	2.82	2.74	2.70	2.63	2.44	2.24	2.04	1.84
HI PR	427	413	400	386	377	372	358	344	330	316	302	294	288	274	261	247	233
LO PR	130	122	114	105	101	97	89	81	73	65	57	52	49	41	33	25	17

Above information is for nominal CFM and 70 degree indoor dry bulb. Instantaneous capacity listed.

Amps = Outdoor unit amps (comp.+fan)

kW = Total system power

Goodman Manufacturing Company, L.P. reserves the right to discontinue, or change at any time, specifications or designs without notice or without incurring obligations.

GSZH501810A* + AMST30BU1400A*				
CONDITIONS: 80 °F IBD, 67 °F IWB @ 600 CFM				
OUTDOOR TEM. ° F.	TOTAL BTU/H	SENSIBLE BTU/H	LATENT BTU/H	TOTAL WATTS
75	18,850	14,150	4,700	1,100
80	18,650	14,000	4,650	1,160
85	18,400	13,800	4,600	1,220
90	18,000	13,500	4,500	1,290
95	17,600	13,150	4,450	1,350
100	17,100	12,800	4,300	1,430
105	16,600	12,450	4,150	1,500
110	16,150	12,100	4,050	1,590
115	15,700	11,750	3,950	1,670
TVA CONDITIONS @ 95° OD DB, 75° ID DB 63° ID WB				
95°	16,950	13,200	3,750	1,350

GSZH502410A* + AMST30BU1400A*				
CONDITIONS: 80 °F IBD, 67 °F IWB @ 800 CFM				
OUTDOOR TEM. ° F.	TOTAL BTU/H	SENSIBLE BTU/H	LATENT BTU/H	TOTAL WATTS
75	24,900	18,600	6,300	1,440
80	24,600	18,400	6,200	1,530
85	24,250	18,150	6,100	1,610
90	23,750	17,750	6,000	1,700
95	23,200	17,350	5,850	1,780
100	22,550	16,900	5,650	1,880
105	21,900	16,400	5,500	1,980
110	21,300	15,950	5,350	2,100
115	20,700	15,500	5,200	2,210
TVA CONDITIONS @ 95° OD DB, 75° ID DB 63° ID WB				
95°	22,350	17,400	4,950	1,780

GSZH503010A* + AMST30BU1400A*				
CONDITIONS: 80 °F IBD, 67 °F IWB @ 975 CFM				
OUTDOOR TEM. ° F.	TOTAL BTU/H	SENSIBLE BTU/H	LATENT BTU/H	TOTAL WATTS
75	30,450	23,100	7,350	1,820
80	30,100	22,850	7,250	1,920
85	29,700	22,550	7,150	2,020
90	29,050	22,050	7,000	2,140
95	28,400	21,550	6,850	2,250
100	27,600	20,950	6,650	2,380
105	26,800	20,350	6,450	2,500
110	26,100	19,800	6,300	2,650
115	25,350	19,250	6,100	2,790
TVA CONDITIONS @ 95° OD DB, 75° ID DB 63° ID WB				
95°	27,400	21,650	5,750	2,250

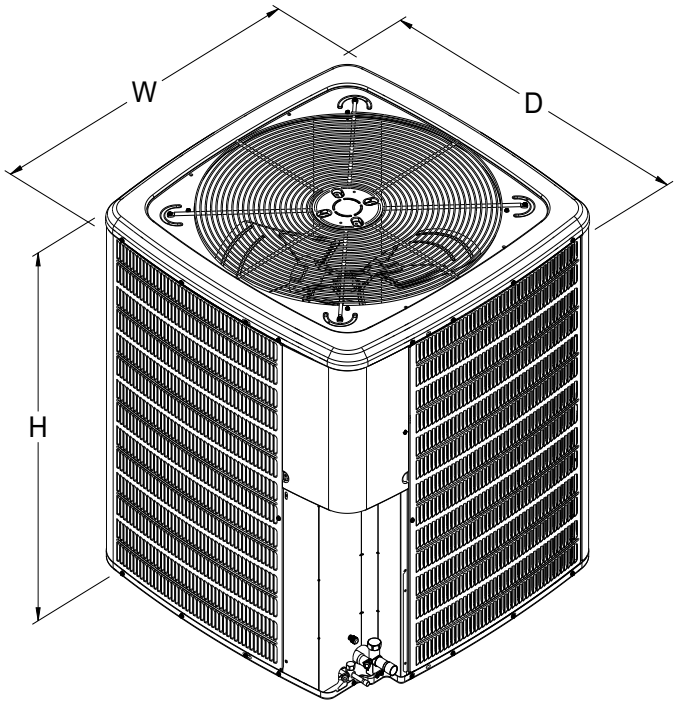
GSZH503610A* + AMST42CU1400A*				
CONDITIONS: 80 °F IBD, 67 °F IWB @ 1060 CFM				
OUTDOOR TEM. ° F.	TOTAL BTU/H	SENSIBLE BTU/H	LATENT BTU/H	TOTAL WATTS
75	37,800	28,250	9,550	2,170
80	37,350	27,900	9,450	2,310
85	36,900	27,550	9,350	2,440
90	36,100	26,950	9,150	2,590
95	35,300	26,350	8,950	2,730
100	34,350	25,650	8,700	2,890
105	33,350	24,900	8,450	3,050
110	32,450	24,250	8,200	3,240
115	31,550	23,600	7,950	3,430
TVA CONDITIONS @ 95° OD DB, 75° ID DB 63° ID WB				
95°	34,050	26,400	7,650	2,730

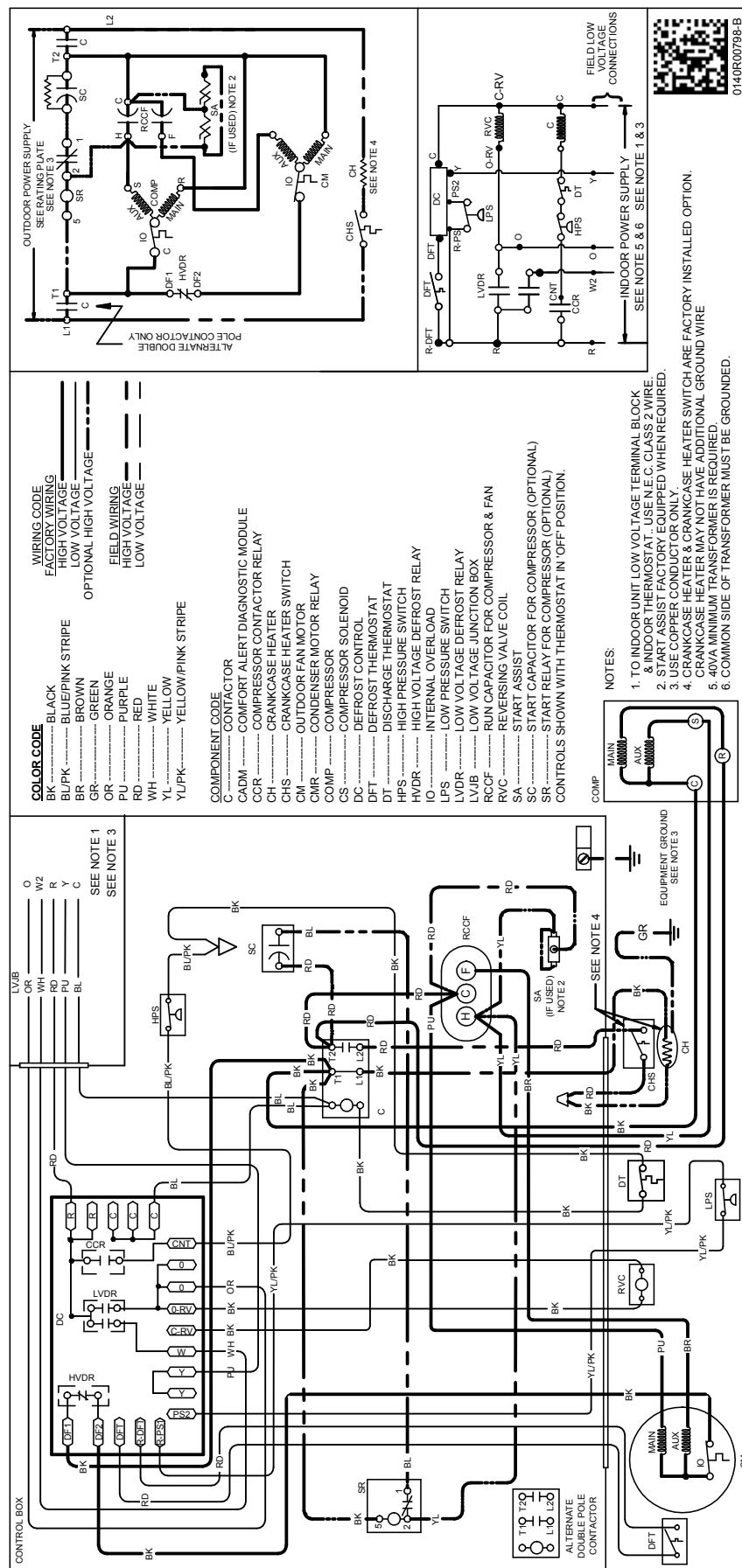
GSZH504210A* + AMST42CU1400A*				
CONDITIONS: 80 °F IBD, 67 °F IWB @ 1140 CFM				
OUTDOOR TEM. ° F.	TOTAL BTU/H	SENSIBLE BTU/H	LATENT BTU/H	TOTAL WATTS
75	42,900	31,950	10,950	2,500
80	42,400	31,550	10,850	2,640
85	41,850	31,150	10,700	2,780
90	40,950	30,500	10,450	2,940
95	40,000	29,800	10,200	3,090
100	38,900	28,950	9,950	3,260
105	37,750	28,100	9,650	3,430
110	36,750	27,350	9,400	3,630
115	35,750	26,600	9,150	3,830
TVA CONDITIONS @ 95° OD DB, 75° ID DB 63° ID WB				
95°	38,550	29,850	8,700	3,090

GSZH504810A* + AMST48CU1400A*				
CONDITIONS: 80 °F IBD, 67 °F IWB @ 1400 CFM				
OUTDOOR TEM. ° F.	TOTAL BTU/H	SENSIBLE BTU/H	LATENT BTU/H	TOTAL WATTS
75	49,350	37,100	12,250	2,820
80	48,750	36,650	12,100	2,980
85	48,150	36,200	11,950	3,140
90	47,100	35,400	11,700	3,320
95	46,050	34,600	11,450	3,500
100	44,800	33,650	11,150	3,700
105	43,500	32,700	10,800	3,890
110	42,350	31,850	10,500	4,130
115	41,200	30,950	10,250	4,360
TVA CONDITIONS @ 95° OD DB, 75° ID DB 63° ID WB				
95°	44,450	34,700	9,750	3,500

GSZH506010A* + AMST60DU1400A*				
CONDITIONS: 80 °F IBD, 67 °F IWB @ 1850 CFM				
OUTDOOR TEM. ° F.	TOTAL BTU/H	SENSIBLE BTU/H	LATENT BTU/H	TOTAL WATTS
75	60,600	44,000	16,600	2,810
80	59,850	43,500	16,350	2,970
85	59,100	42,950	16,150	3,130
90	57,850	42,000	15,850	3,310
95	56,550	41,050	15,500	3,490
100	55,000	39,900	15,100	3,690
105	53,400	38,750	14,650	3,880
110	51,950	37,700	14,250	4,120
115	50,500	36,650	13,850	4,350
TVA Conditions @ 95° OD DB, 75° ID DB 63° ID WB				
95°	54,500	41,150	13,350	3,490

MODEL	DIMENSIONS		
	W"	D"	H"
GSZH501810A*	29	29	39½
GSZH502410A*	35½	35½	35¾
GSZH503010A*	35½	35½	39½
GSZH503610A*	35½	35½	39½
GSZH504210A*	35½	35½	35¾
GSZH504810A*	35½	35½	36½
GSZH506010A*	35½	35½	41¾





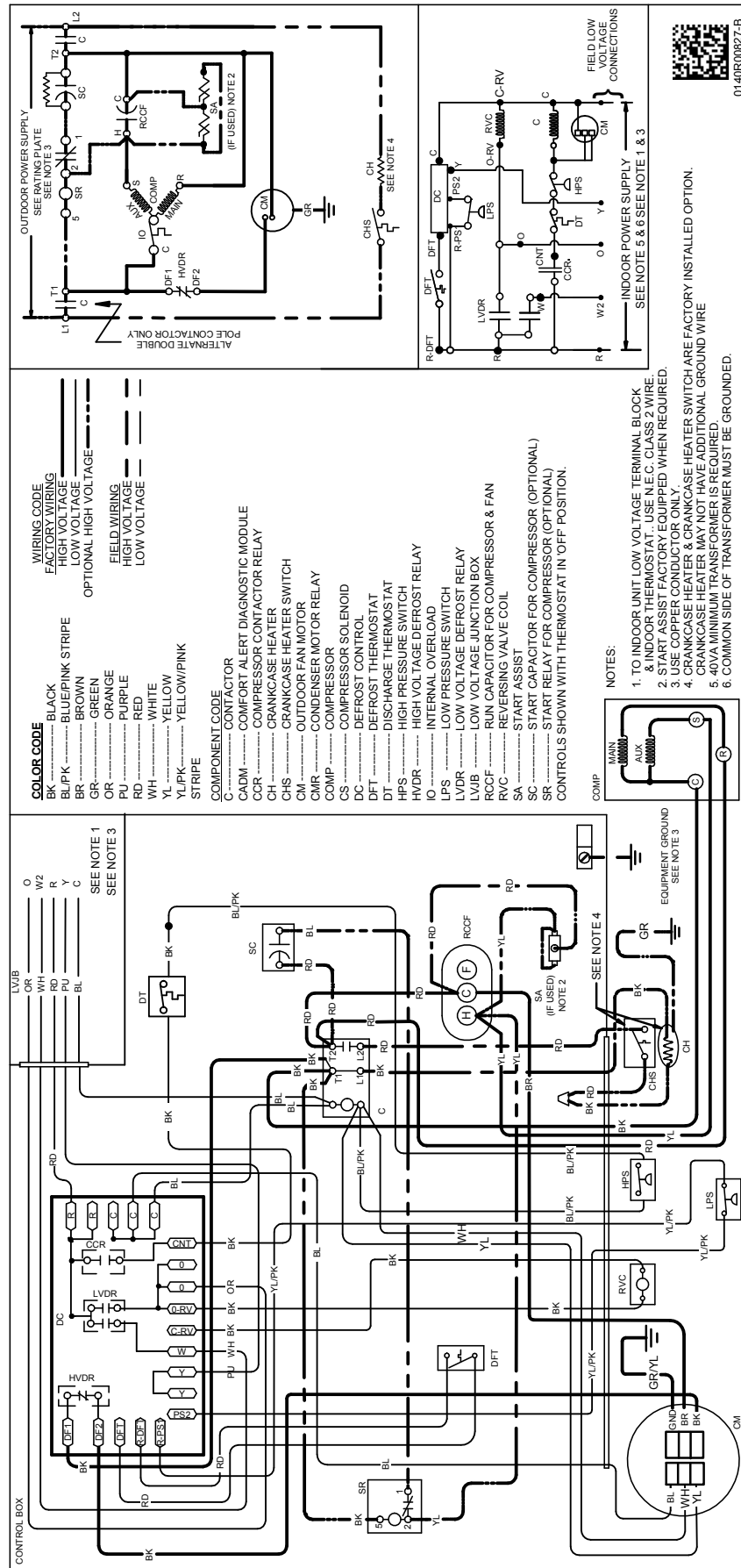
Wiring is subject to change. Always refer to the wiring diagram or the unit for the most up-to-date wiring.

WARNING

High Voltage: Disconnect all power before servicing or installing this unit. Multiple power sources may be present. Failure to do so may cause property damage, personal injury, or death.



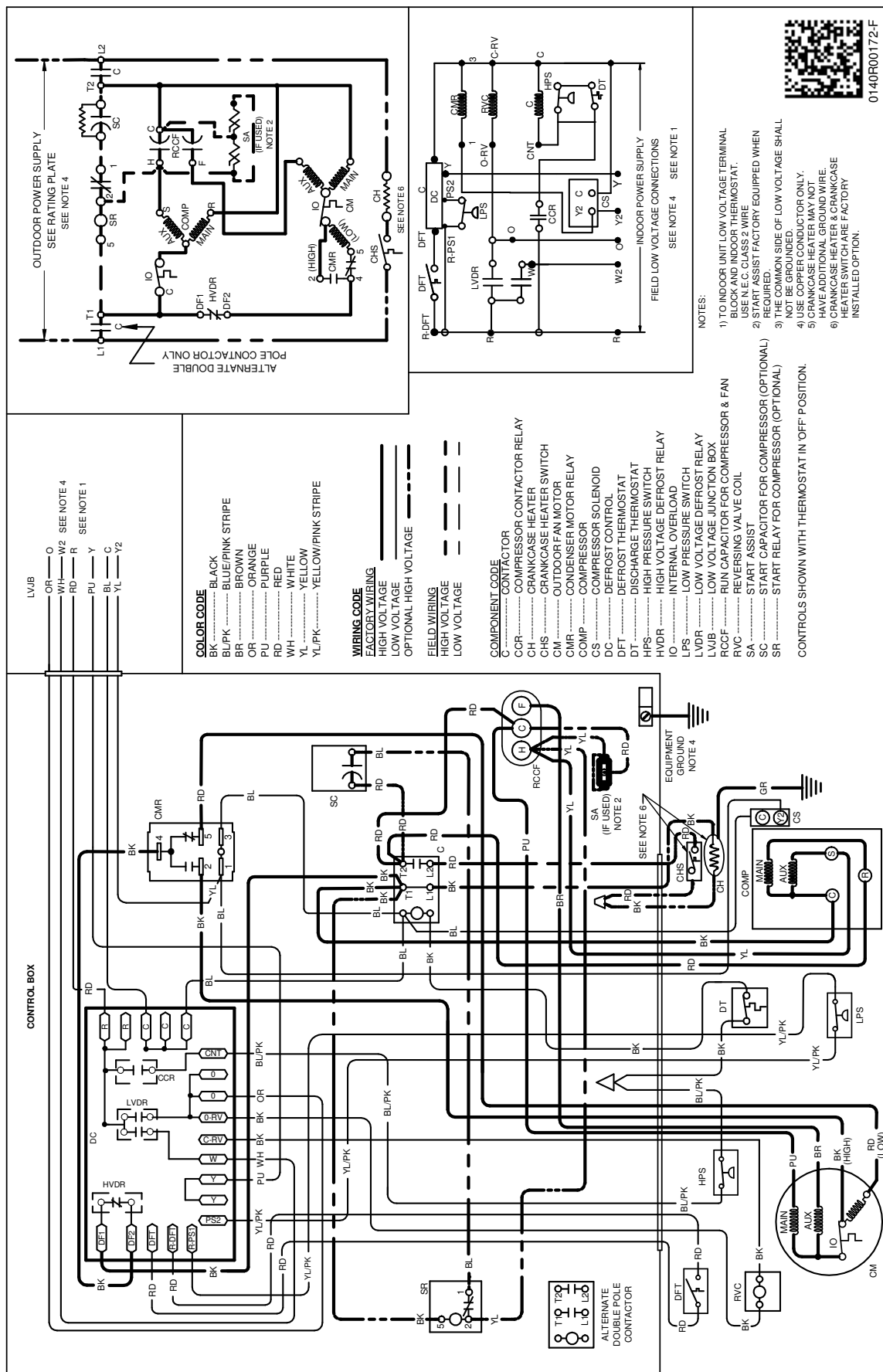
0140R0079B-B



Wiring is subject to change. Always refer to the wiring diagram or the unit for the most up-to-date wiring.

⚠ WARNING

High Voltage: Disconnect all power before servicing or installing this unit. Multiple power sources may be present. Failure to do so may cause property damage, personal injury, or death.



Wiring is subject to change. Always refer to the wiring diagram or the unit for the most up-to-date wiring.

WARNING

High Voltage: Disconnect all power before servicing or installing this unit. Multiple power sources may be present. Failure to do so may cause property damage, personal injury, or death.

MODEL #	DESCRIPTION	GSZH5 01810A*	GSZH5 02410A*	GSZH5 03010A*	GSZH5 03610A*	GSZH5 04210A*	GSZH5 04810A*	GSZH5 06010A*
ABK-20	Anchor Bracket Kit ⁰	X	X	X	X	X	X	X
CSR-U-1	Hard-start Kit	X	X	X	X			
CSR-U-2	Hard-start Kit					X	X	X
CSR-U-3	Hard-start Kit						X	X
FSK01A ¹	Freeze Protection Kit	X	X	X	X	X	X	X
LAKT01A	Low-Ambient Kit	X	X	X	X	X	X	X
OT18-60A ²	Outdoor Thermostat w/ Lockout Stat	X	X	X	X	X	X	X
TXV-FX-KX-2T ³	TXV Kit	X	X					
TXV-FX-KX-3T ³	TXV Kit			X	X			
TXV-FX-KX-5T ³	TXV Kit					X	X	X

⁰ Contains 20 brackets; four brackets needed to anchor unit to pad

¹ Installed on indoor coil

² Required for heat pump applications where ambient temperatures fall below 0°F with 50% or higher relative humidity.

³ Condensing units and heat pumps with reciprocating or rotary compressors require the use of start-assist components when used in conjunction with an indoor coil using a non-bleed thermal expansion valve refrigerant metering device or liquid line solenoid kit. The TXV should always be sized based on the tonnage of the outdoor unit.

