

MXZ-3C24NAHZ3 2-TON MULTI-ZONE INVERTER HEAT-PUMP SYSTEM



Job Name:

System Reference:

Date:



FEATURES

- Variable speed INVERTER-driven compressor
- Built-in base pan heater
- Quiet outdoor unit operation as low as 54 dB(A)
- High pressure protection
- Compressor thermal protection
- Compressor overcurrent detection
- Fan motor overheating/voltage protection
- Hyper-heating performance offers 100% heating capacity at 5°F and 90% heating capacity at -13°F
- ENERGY STAR® certified (non-ducted)

ENERGY STAR products are third-party certified by an EPA-recognized Certification Body.

Specifications are subject to change without notice.

© 2022 Mitsubishi Electric Trane HVAC US LLC. All rights reserved.

SPECIFICATIONS: MXZ-3C24NAHZ3

| | | | |
|--|--|---------------------------|--|
| Cooling ¹ (Non-Ducted // Mix // Ducted) | Maximum Capacity | BTU/H | 23,600 // 23,600 // 23,600 |
| | Rated Capacity | BTU/H | 22,000 // 22,800 // 23,600 |
| | Minimum Capacity | BTU/H | 12,600 // 12,600 // 12,600 |
| | Maximum Power Input | W | 3,770 // 3,770 // 3,770 |
| | Rated Power Input | W | 1,630 // 1,995 // 2,360 |
| | Power Factor (208V, 230V) | % | 98.5, 98.5 // 98.5, 98.5 // 98.5, 98.5 |
| Heating at 47°F ² (Non-Ducted // Mix // Ducted) | Maximum Capacity | BTU/H | 30,600 // 30,600 // 30,600 |
| | Rated Capacity | BTU/H | 25,000 // 24,800 // 24,600 |
| | Minimum Capacity | BTU/H | 11,400 // 11,400 // 11,400 |
| | Maximum Power Input | W | 4,540 // 4,540 // 4,540 |
| | Rated Power Input | W | 1,725 // 1,809 // 1,871 |
| | Power Factor (208V, 230V) | % | 97.3, 97.3 // 97.6, 97.4 // 97.4, 97.6 |
| Heating at 17°F ³ (Non-Ducted // Mix // Ducted) | Maximum Capacity | BTU/H | 25,000 // 24,800 // 24,600 |
| | Rated Capacity | BTU/H | 14,000 // 14,000 // 14,000 |
| | Maximum Power Input | W | 3,557 // 3,671 // 3,795 |
| | Rated Power Input | W | 1,622 // 1,629 // 1,635 |
| | Maximum Capacity | BTU/H | 25,000 // 24,800 // 24,600 |
| Heating at 5°F ⁴ (Non-Ducted // Mix // Ducted) | Maximum Power Input | W | 3,760 // 3,980 // 4,200 |
| | SEER | | 19.0 // 17.2 // 15.5 |
| Efficiency (Non-Ducted // Mix // Ducted) | EER ¹ | | 13.5 // 11.7 // 10.0 |
| | HSPF (IV) | | 10.0 // 9.5 // 9.0 |
| | COP at 47°F ² | | 4.25 // 4.02 // 3.8 |
| | COP at 17°F at Maximum Capacity ³ | | 2.06 // 1.95 // 1.9 |
| | COP at 5°F at Maximum Capacity ⁴ | | 1.95 // 2.11 // 1.72 |
| | ENERGY STAR® Certified | | Yes // No // No |
| Electrical | Electrical Power Requirements | Voltage, Phase, Frequency | 208/230, 1, 60 |
| | Guaranteed Voltage Range | V AC | 187-253 |
| | Voltage: Indoor - Outdoor, S1-S2 | V AC | 208/230 |
| | Voltage: Indoor - Outdoor, S2-S3 | V DC | 24 |
| | Short-circuit Current Rating (SCCR) | kA | 5 |
| | Recommended Fuse/Breaker Size | A | 40 |
| | Recommended Wire Size | AWG | 14 |
| | Minimum Circuit Ampacity | A | 30.5 |
| | Maximum Overcurrent Protection | A | 40 |
| | Fan Motor Full Load Amperage | A | 2.43 |
| Outdoor unit | Airflow Rate (Cooling / Heating) | CFM | 2,150 / 2,550 |
| | Refrigerant Control | | LEV |
| | Defrost Method | | Reverse Cycle |
| | Heat Exchanger Type | | Plate fin coil |
| | Sound Pressure Level, Cooling ¹ | dB(A) | 54 |
| | Sound Pressure Level, Heating ² | dB(A) | 58 |
| | Compressor Type | | DC INVERTER-driven Twin Rotary |
| | Compressor Model | | MNB33FBTMC-L |
| | Compressor Rated Load Amps | A | 20 |
| | Compressor Locked Rotor Amps | A | 28.8 |
| | Compressor Oil Type // Charge | oz. | FV50S // 37.2 |
| | Base Pan Heater | | Built-in |
| | Unit Dimensions | W: In. [mm] | 37-13/32 [950] |
| | | D: In. [mm] | 13 [330] |
| | | H: In. [mm] | 41-17/64 [1,048] |
| | Package Dimensions | W: In. [mm] | 41-3/8 [1,050] |
| | | D: In. [mm] | 17-3/8 [440] |
| | | H: In. [mm] | 46-3/4 [1,190] |
| | Unit Weight | Lbs.[kg] | 189 [86] |
| | Package Weight | Lbs.[kg] | 212 [96] |
| Outdoor unit operating temperature range | Cooling Intake Air Temp (Maximum / Minimum [^]) | °FDB | 115 / 14 |
| | Cooling Thermal Lock-out / Re-start Temperatures | °FDB | 10.4 / 14 |
| | Heating Intake Air Temp (Maximum / Minimum) | °FWB | 65 / -13 |
| | Heating Thermal Lock-out / Re-start Temperatures | °FDB | -18 / -14 |
| Refrigerant | Charge | Lbs, oz | 8.0, 13.0 |
| | Chargeless Piping Length | Ft. [m] | 98.0 [30.0] |
| | Additional Refrigerant Charge Per Additional Piping Length | oz./Ft. [g/m] | 0.216 [20] |

NOTES:

AHRI Rated Conditions

(Rated data is determined at a fixed compressor speed)

¹Cooling (Indoor // Outdoor)

²Heating at 47°F (Indoor // Outdoor)

³Heating at 17°F (Indoor // Outdoor)

°F 80 DB, 67 WB // 95 DB, 75 WB

°F 70 DB, 60 WB // 47 DB, 43 WB

°F 70 DB, 60 WB // 17 DB, 15 WB

Conditions

⁴Heating at 5°F (Indoor // Outdoor)

°F 70 DB, 60 WB // 5 DB, 4 WB

*Applications should be restricted to comfort cooling only; equipment cooling applications are not recommended for low ambient temperature conditions.

[^] 5°F DB - 115°F DB when optional wind baffles are installed

For actual capacity performance based on indoor unit type and number of indoor units connected, please refer to MXZ Operational Performance.

Although the maximum connectable capacity is 130%, the outdoor unit cannot provide more than 100% of the rated capacity. Please utilize this over capacity capability for load shedding or applications where it is known that all connected units will NOT be operating at the same time.

SPECIFICATIONS: MXZ-3C24NAHZ3

| | | | |
|------------------------|--|---------|--|
| Indoor unit connection | Maximum Number of Connected IDU | | 3 |
| | Minimum Number of Connected IDU | | 2 |
| | Minimum connected capacity | BTU/H | 12,000 |
| | Maximum connected capacity | BTU/H | 27,000 |
| Piping | Liquid Pipe Size O.D. (Flared) | In.[mm] | A,B,C: 1/4 [A,B,C: 6.35] |
| | Gas Pipe Size O.D. (Flared) | In.[mm] | A: 1/2; B,C: 3/8 [A: 12.72; B,C: 9.52] |
| | Total Piping Length | Ft. [m] | 230 [70] |
| | Maximum Height Difference, ODU above IDU | Ft. [m] | 49 [15] |
| | Maximum Height Difference, ODU below IDU | Ft. [m] | 49 [15] |
| | Farthest Piping Length from ODU to IDU | Ft. [m] | 82 [25] |
| | Maximum Number of Bends for IDU | | 70 |

NOTES:

| | | | |
|---|--|----|------------------------------|
| AHRI Rated Conditions (Rated data is determined at a fixed compressor speed) | ¹ Cooling (Indoor // Outdoor) | °F | 80 DB, 67 WB // 95 DB, 75 WB |
| | ² Heating at 47°F (Indoor // Outdoor) | °F | 70 DB, 60 WB // 47 DB, 43 WB |
| | ³ Heating at 17°F (Indoor // Outdoor) | °F | 70 DB, 60 WB // 17 DB, 15 WB |

| | | | |
|------------|---|----|----------------------------|
| Conditions | ⁴ Heating at 5°F (Indoor // Outdoor) | °F | 70 DB, 60 WB // 5 DB, 4 WB |
|------------|---|----|----------------------------|

*Applications should be restricted to comfort cooling only; equipment cooling applications are not recommended for low ambient temperature conditions.

*^ 5°F DB - 115°F DB when optional wind baffles are installed

For actual capacity performance based on indoor unit type and number of indoor units connected, please refer to MXZ Operational Performance.

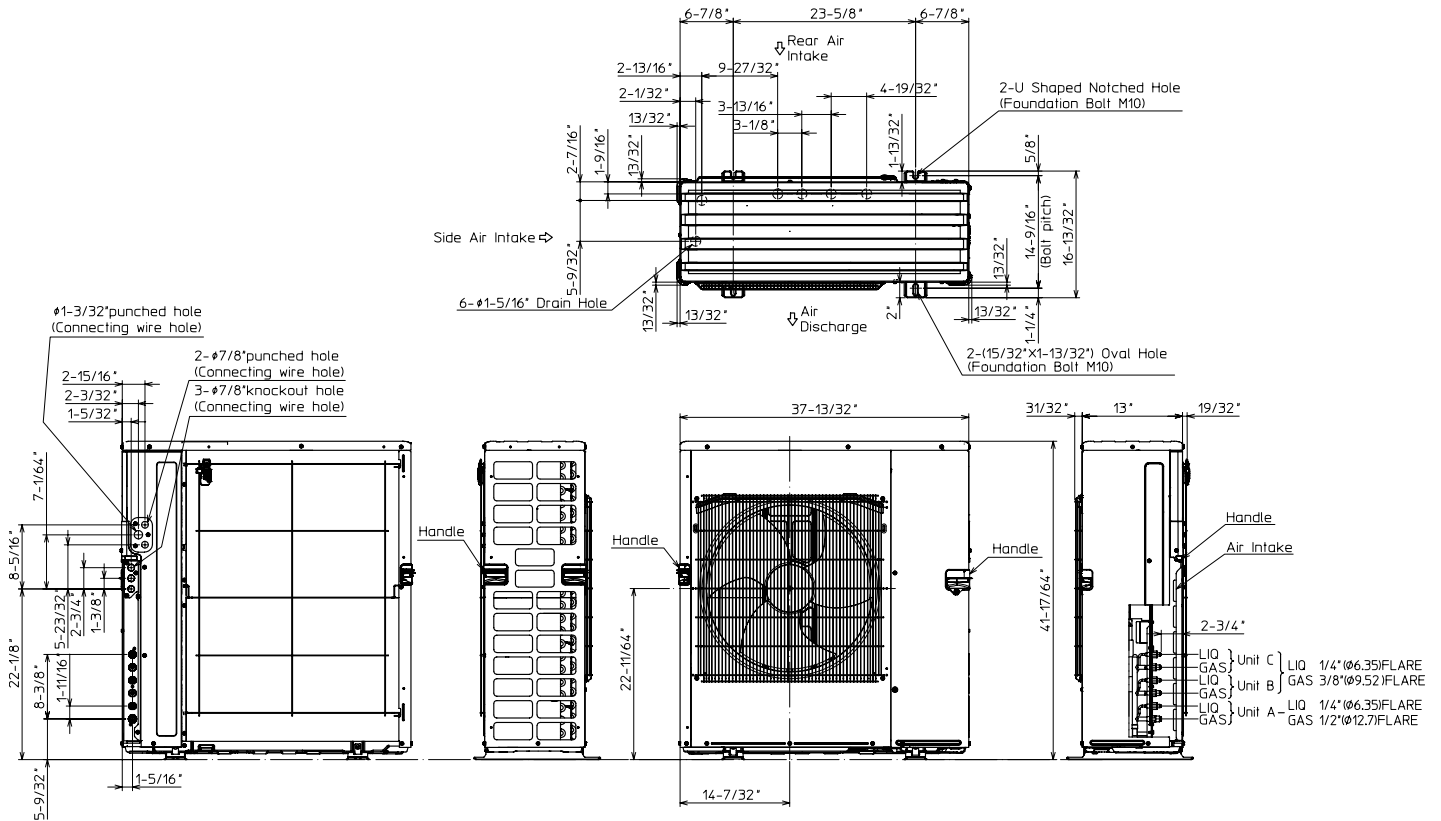
Although the maximum connectable capacity is 130%, the outdoor unit cannot provide more than 100% of the rated capacity. Please utilize this over capacity capability for load shedding or applications where it is known that all connected units will NOT be operating at the same time.

OUTDOOR UNIT ACCESSORIES: MXZ-3C24NAHZ3

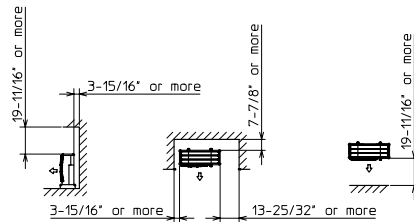
| | | |
|------------------|--|---------------|
| Air Outlet Guide | Air Outlet Guide (1 Piece) | PAC-SH96SG-E |
| Ball Valve | Refrigeration Ball Valve - 1/2" | BV12FFSI2 |
| | Refrigeration Ball Valve - 1/4" | BV14FFSI2 |
| | Refrigeration Ball Valve - 3/8" | BV38FFSI2 |
| | Refrigeration Ball Valve - 5/8" | BV58FFSI2 |
| Drain Socket | Drain Socket | PAC-SG60DS-E |
| Hail Guards | Hail Guard | HG-A1 |
| M-NET Converter | M-NET Converter | PAC-IF01MNT-E |
| Mounting Pad | Condensing Unit Mounting Pad: 16" x 36" x 3" | ULTRILITE1 |
| | Outdoor Unit 3-1/4 inch Mounting Base (Pair) - Plastic | DSD-400P |
| Port Adapter | Adaptor: 1/2" x 3/8" | MAC-A455JP-E |
| | Adaptor: 1/2" x 5/8" | MAC-A456JP-E |
| | Adaptor: 3/8" x 1/2" | MAC-A454JP-E |
| | Adaptor: 3/8" x 5/8" | PAC-SG76RJ-E |
| Stand | 18" Single Fan Stand | QSMS1801M |
| | 24" Single Fan Stand | QSMS2401M |
| | Condenser Wall Bracket | QSWB2000M-1 |
| | Condenser Wall Bracket - Stainless Steel Finish | QSWBSS |
| | Outdoor Unit Stand — 12" High | QSMS1201M |

OUTDOOR UNIT DIMENSIONS: MXZ-3C24NAHZ3

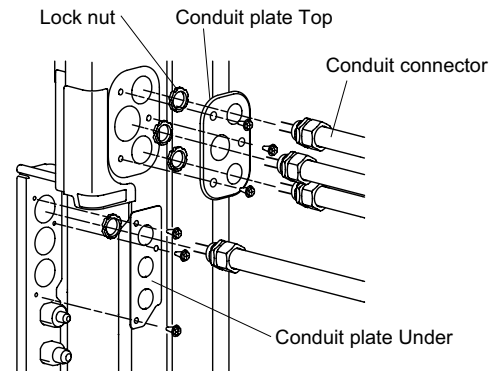
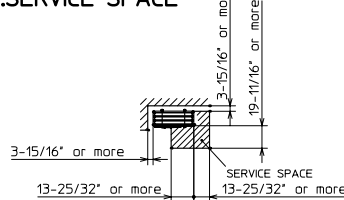
Unit: inch (mm)



1.FREE SPACE



2.SERVICE SPACE



1340 Satellite Boulevard Suwanee, GA 30024
Toll Free: 800-433-4822 www.mehvac.com

FORM# MXZ-3C24NAHZ3 - 202206

