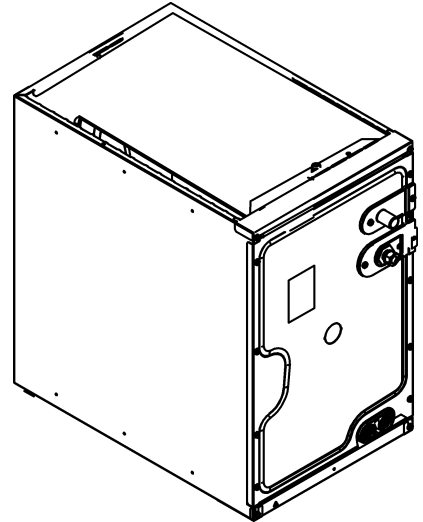


REPAIR PARTS

CAPFA Indoor Cased Coil

CAPFA1714A6BA
CAPFA1714B6BA
CAPFA1818A6CA
CAPFA1818B6CA
CAPFA1818C6CA
CAPFA2318A6BA
CAPFA2318B6BA
CAPFA2318C6BA
CAPFA2418A6BA
CAPFA2418B6BA
CAPFA2418C6BA
CAPFA2422A6BA
CAPFA2422B6BA
CAPFA2422C6BA
CAPFA2922A6BA
CAPFA2922B6BA
CAPFA2922C6BA
CAPFA3022A6BA
CAPFA3022B6BA
CAPFA3022C6BA
CAPFA3022D6BA



This manual is to be used by qualified technicians only.

Important Information

Index

Functional Parts List	3
Illustration and Parts	4 - 5

Views shown are for parts illustrations only, not servicing procedures

Text Codes:

AR - As Required

NA - Not Available

NS - Not Shown

00000000 - See Note

QTY - Quantity Example (QTY 3) (If Quantity not shown, Quantity = 1)

M - Model Example (M1) (If M Code not shown, then part is used on all Models)

Expanded Model Nomenclature:

Example M1 - Model#1 M2 - Model#2 M3 - Model#3

Goodman Manufacturing Company, L.P. is not responsible for personal injury or property damage resulting from improper service. Review all service information before beginning repairs.

Warranty service must be performed by an authorized technician, using authorized factory parts. If service is required after the warranty expires, Goodman Manufacturing Company, L.P. also recommends contacting an authorized technician and using authorized factory parts.

Goodman Manufacturing Company, L.P. reserves the right to discontinue, or change at any time, specifications or designs without notice or without incurring obligations.

For assistance within the U.S.A. contact:

Homeowner Support

Goodman Manufacturing Company, L.P.

19001 Kermier Road

Waller, Texas 77484

877-254-4729-Telephone

713-863-2382-Facsimile

For assistance outside the U.S.A. contact:

International Division

Goodman Manufacturing Company, L.P.

19001 Kermier Road

Waller, Texas 77484

713-861-2500-Telephone

713-863-2382-Facsimile

Functional Parts

Part

No: **Description:**

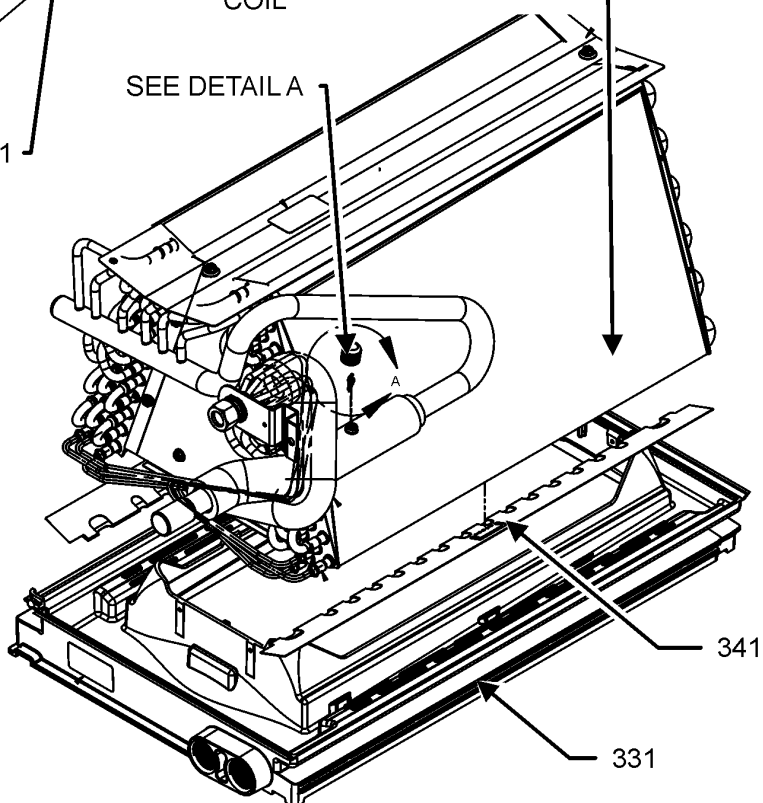
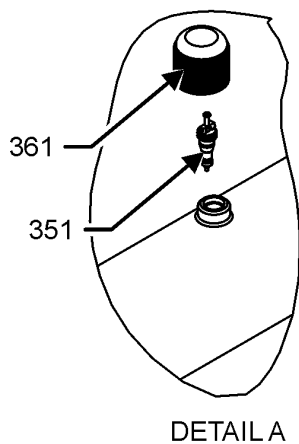
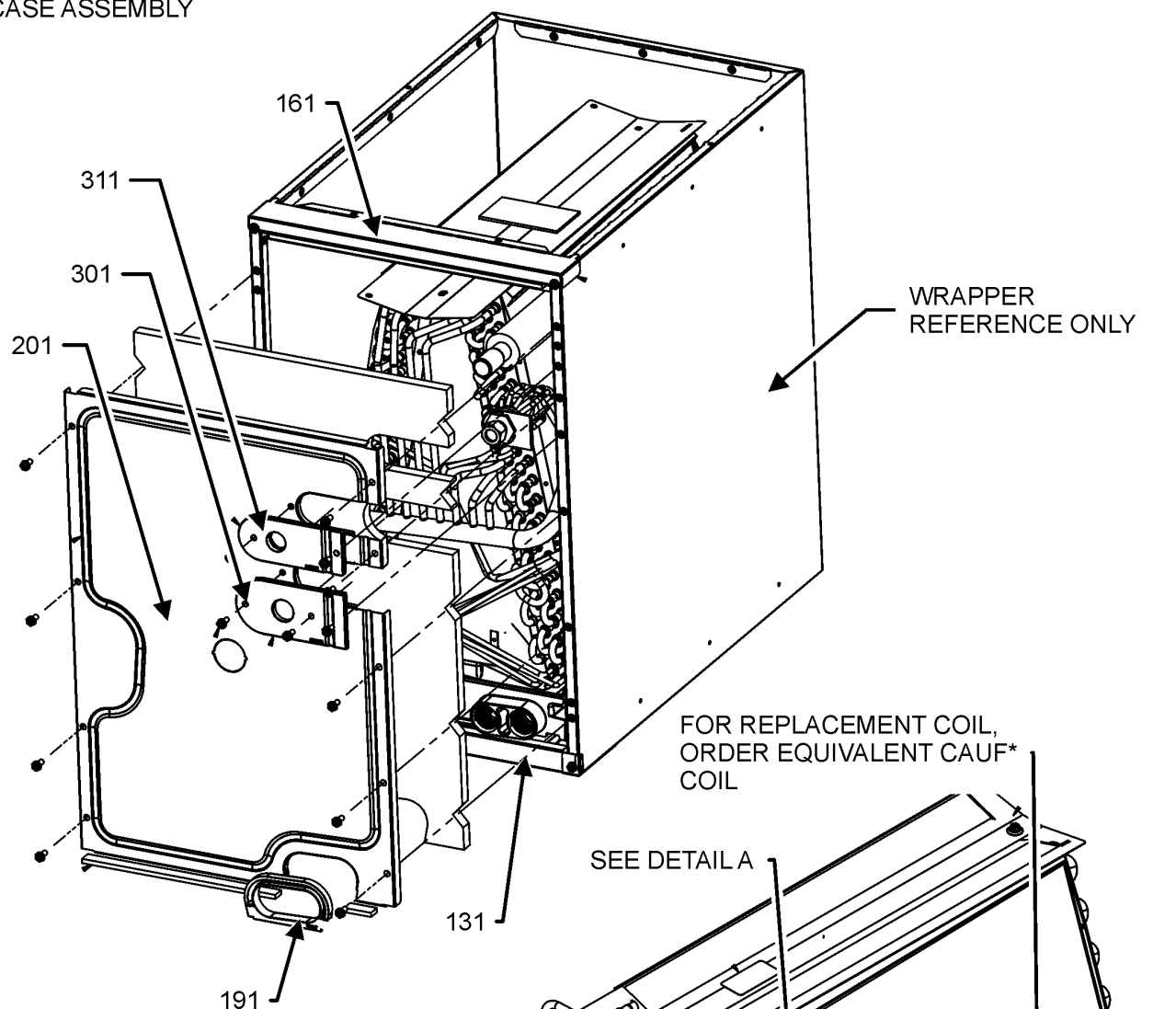
BT1369063	90 DEGREE STUB
B1373311	ACCESS VALVE FITTING
TP-109B	AL COIL-APPROVED CLEANING LIST
PKCG-4001ZB	PISTON KIT CHART

Expanded Model Nomenclature

M1 - CAPFA1714A6BA
M2 - CAPFA1714B6BA
M3 - CAPFA1818A6CA
M4 - CAPFA1818B6CA
M5 - CAPFA1818C6CA
M6 - CAPFA2318A6BA
M7 - CAPFA2318B6BA
M8 - CAPFA2318C6BA
M9 - CAPFA2418A6BA
M10 - CAPFA2418B6BA
M11 - CAPFA2418C6BA
M12 - CAPFA2422A6BA
M13 - CAPFA2422B6BA
M14 - CAPFA2422C6BA
M15 - CAPFA2922A6BA
M16 - CAPFA2922B6BA
M17 - CAPFA2922C6BA
M18 - CAPFA3022A6BA
M19 - CAPFA3022B6BA
M20 - CAPFA3022C6BA
M21 - CAPFA3022D6BA

CABINET AND COIL ASSEMBLY

CASE ASSEMBLY



COIL ASSEMBLY MAY DIFFER FROM WHAT IS SHOWN

COIL ASSEMBLY

CABINET AND COIL ASSEMBLY

Ref. Part

No: No:

Description:

Ref. Part

No: No:

Description:

Image 1:

131	0121D00502PDG	RAIL BOTTOM,CASED COIL,PAINTED (M1, M3, M6, M9, M12, M15, M18)
131	0121D00503PDG	RAIL BOTTOM,CASED COIL,PAINTED (M2, M4, M7, M10, M13, M16, M19)
131	0121D00504PDG	RAIL BOTTOM,CASED COIL,PAINTED (M5, M8, M11, M14, M17, M20)
131	0121D00505PDG	RAIL BOTTOM,CASED COIL,PAINTED (M21)
161	0121D00304PDG	RAIL TOP, CASED E COIL,PAINTED (M1, M3, M6, M9, M12, M15, M18)
161	0121D00305PDG	RAIL TOP, CASED E COIL,PAINTED (M2, M4, M7, M10, M13, M16, M19)
161	0121D00306PDG	RAIL TOP, CASED E COIL,PAINTED (M5, M8, M11, M14, M17, M20)
161	0121D00307PDG	RAIL TOP, CASED E COIL,PAINTED (M21)
191	0154A00047	GASKET, DRAIN PAN (M2, M4, M5, M7, M8, M10, M11, M13, M14, M16, M17, M19, M20, M21)
191	0154D00034	GASKET, DRAIN PAN (M1, M3, M6, M9, M12, M15, M18)
201	0121D00540PDG	PNL ACCESS PNT, CASED E COIL (M4, M7, M10)
201	0121D00541PDG	PNL ACCESS PNT, CASED E COIL (M5, M8, M11)
201	0121D00566PDG	PNL ACCESS PNT, CASED E COIL (M2)
201	0121D00930PDG	PNL ACCESS PNT, CASED E COIL (M1)
201	0121D00933PDG	PNL ACCESS PNT, CASED E COIL (M3, M6, M9)
201	0121D00936PDG	PNL ACCESS PNT, CASED E COIL (M12, M15, M18)
201	0121D00543PDG	PNL ACCESS, PAINTED (M14, M17, M20)
201	0121D00544PDG	PNL ACCESS, PAINTED (M21)
201	0121D00545PDG	PNL ACCESS, PAINTED (M13, M16, M19)
301	0154D00004	GROMMET, LIQUID
311	0154D00005	GROMMET, SUCTION
331	0161D00049	DRAIN PAN MAIN, E COIL (M2, M4, M7, M10, M13, M16, M19)
331	0161D00050	DRAIN PAN MAIN, E COIL (M5, M8, M11, M14, M17, M20)
331	0161D00051	DRAIN PAN MAIN, E COIL (M21)
331	0161D00116	DRAIN PAN MAIN, E COIL (M1, M3, M6, M9, M12, M15, M18)
341	0121D00497	BLOCKOFF DOWNFLOW (QTY 2)
351	B1787000	VALVE CORE
361	0163M00175	CAP W/O-RING
NS	BT1369063	90 DEGREE STUB
NS	B1373311	ACCESS VALVE FITTING
NS	TP-109B	AL COIL-APPROVED CLEANING LIST
NS	PKCG-4001ZB	PISTON KIT CHART
NS	5001010	PLATE, LEFT BLOCK OFF (M2, M4, M5, M7, M8, M10, M11, M13, M14, M16, M17, M19, M20, M21)
NS	5001011	PLATE, RIGHT BLOCK OFF (M2, M4, M5, M7, M8, M10, M11, M13, M14, M16, M17, M19, M20, M21)
NS	0121D00264	RAIL DRAIN PAN, CASED COIL (QTY 2)
NS	0163M00097	SCREW-WASHERED (QTY 4)

Expanded Model Nomenclature

M1 - CAPFA1714A6BA
M2 - CAPFA1714B6BA
M3 - CAPFA1818A6CA
M4 - CAPFA1818B6CA
M5 - CAPFA1818C6CA
M6 - CAPFA2318A6BA
M7 - CAPFA2318B6BA
M8 - CAPFA2318C6BA
M9 - CAPFA2418A6BA
M10 - CAPFA2418B6BA
M11 - CAPFA2418C6BA
M12 - CAPFA2422A6BA
M13 - CAPFA2422B6BA
M14 - CAPFA2422C6BA
M15 - CAPFA2922A6BA
M16 - CAPFA2922B6BA
M17 - CAPFA2922C6BA
M18 - CAPFA3022A6BA
M19 - CAPFA3022B6BA
M20 - CAPFA3022C6BA
M21 - CAPFA3022D6BA

FOR REPLACEMENT COIL, ORDER EQUIVALENT CAUF* COIL.