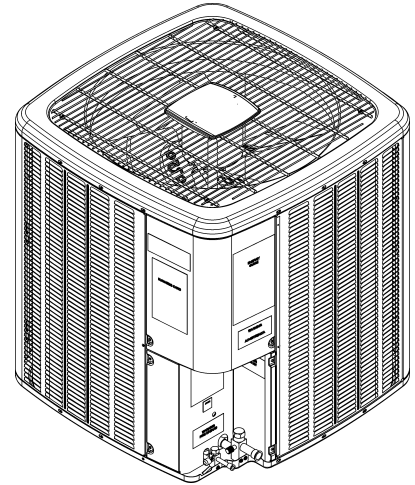




REPAIR PARTS

GSXH Remote Air Conditioner

GSXH501810AA
GSXH502410AA
GSXH503010AA
GSXH503610AA
GSXH504210AA
GSXH504810AA
GSXH506010AA



This manual is to be used by qualified technicians only.

© 2022 Goodman Manufacturing Company, L.P. ♦ 5151 San Felipe St, Suite 500 ♦ Houston, TX 77056

Important Information

Index

Functional Parts List	3
Illustration and Parts	4 - 9

Views shown are for parts illustrations only, not servicing procedures.

Text Codes:

AR - As Required

NA - Not Available

NS - Not Shown

00000000 - See Note

QTY - Quantity Example (QTY 3) (If Quantity not shown, Quantity = 1)

M - Model Example (M1) (If M Code not shown, then part is used on all Models)

Expanded Model Nomenclature:

Example M1 - Model#1 M2 - Model#2 M3 - Model#3

Goodman Manufacturing Company, L.P. is not responsible for personal injury or property damage resulting from improper service. Review all service information before beginning repairs.

Warranty service must be performed by an authorized technician, using authorized factory parts. If service is required after the warranty expires, Goodman Manufacturing Company, L.P. also recommends contacting an authorized technician and using authorized factory parts.

Goodman Manufacturing Company, L.P. reserves the right to discontinue, or change at any time, specifications or designs without notice or without incurring obligations.

For assistance within the U.S.A. contact:

Homeowner Support

Goodman Manufacturing Company, L.P.

19001 Kermier Road

Waller, Texas 77484

877-254-4729-Telephone

713-863-2382-Facsimile

For assistance outside the U.S.A. contact:

International Division

Goodman Manufacturing Company, L.P.

19001 Kermier Road

Waller, Texas 77484

713-861-2500-Telephone

713-863-2382-Facsimile

Functional Parts

Part

No: Description:

0151R00182	BALL VALVE 7/8" (M3, M4)
0151R00185	BASE VALVE 3/4" (M1, M2)
0151R00187	BASE VALVE 3/8"
0151R00186	BASE VALVE 7/8" (M5, M6, M7)
0150M00012	BLADE-FAN 20" CCW (M1)
CAP050350440CS	CAP, 5/35 MFD/440V/DUAL RD (M1, M2, M3)
CAP050400440CT	CAP, 5/40 MFD/440V/DUAL RD (M4, M5, M6, M7)
ZPS51K7EPFV130	COMP 49000,208/230/60/1 (M7)
ZP24K7EPFV130	COMP, 24000, 208/230/60/1 (M3)
ZP40K7EPFV130	COMP, 40000,208/230/60/1 (M6)
ZP34K7EPFV130	COMP, 40000,208/230/60/1 (M5)
ZP29K7EPFV130	COMP,36200,208/230/60/1 (M4)
ZP14K7EPFV130	COMPRESSOR, 1.5 TON (M1)
ZP20K7EPFV130	COMPRESSOR, 2 TON (M2)
CONT1P030024V	CONT, 1 POLE, 30 AMP, 24 VAC (M1, M2, M3, M4, M5, M6)
CONT2P040024V	CONT, 2 POLE, 40 AMP, 24 VAC (M7)
0130M00106	DISC THERMOSTAT CRNKCS HTR SW (M5, M6, M7)
0130M00349	DISC-THERMOSTAT
0150M00008	FAN BLADE, 22" TNT2203-25 (M2)
0150M00054	FAN BLADE, 26" (M3, M4, M5, M6, M7)
0163R00007	HEATER, CRANKCASE 230V, 40W (M5, M6, M7)
0131M00807	MOTOR, 1/4HP,1SP,8PL,AL (M5, M6)
0131M00753	MOTOR, 1/6HP, 1SP, 8PL, AL (M2, M3, M4)
0131M00969	MOTOR, 1/8HP, 8PL, PSC (M1)
0131M01012	MOTOR, ECM (M7)

SPECIAL PARTS

0161R00088	CAP, GRILL (M7)
0161R00092	NAMEPLATE, GOODMAN

Expanded Model Nomenclature

M1 - GSXH501810AA
M2 - GSXH502410AA
M3 - GSXH503010AA
M4 - GSXH503610AA
M5 - GSXH504210AA
M6 - GSXH504810AA
M7 - GSXH506010AA

CONTROL PANEL ASSEMBLY

This diagram illustrates the internal layout of a control cabinet with various components labeled for identification:

- 51**: Points to a terminal block or wiring assembly on the left side.
- 71**: Points to a large terminal block or switch assembly in the center.
- 81**: Points to a cylindrical component, likely a fuse holder or a small motor, mounted vertically.
- 91**: Points to a component on top of the cylindrical unit 81.
- LOW VOLTAGE BARRIER**: Points to a safety component at the bottom right.

CONTROL PANEL ASSEMBLY MAY
DIFFER FROM WHAT IS SHOWN

Control Panel Assembly

Ref. Part No: No:	Description:	Ref. Part No: No:	Description:
----------------------	--------------	----------------------	--------------

Image 1:

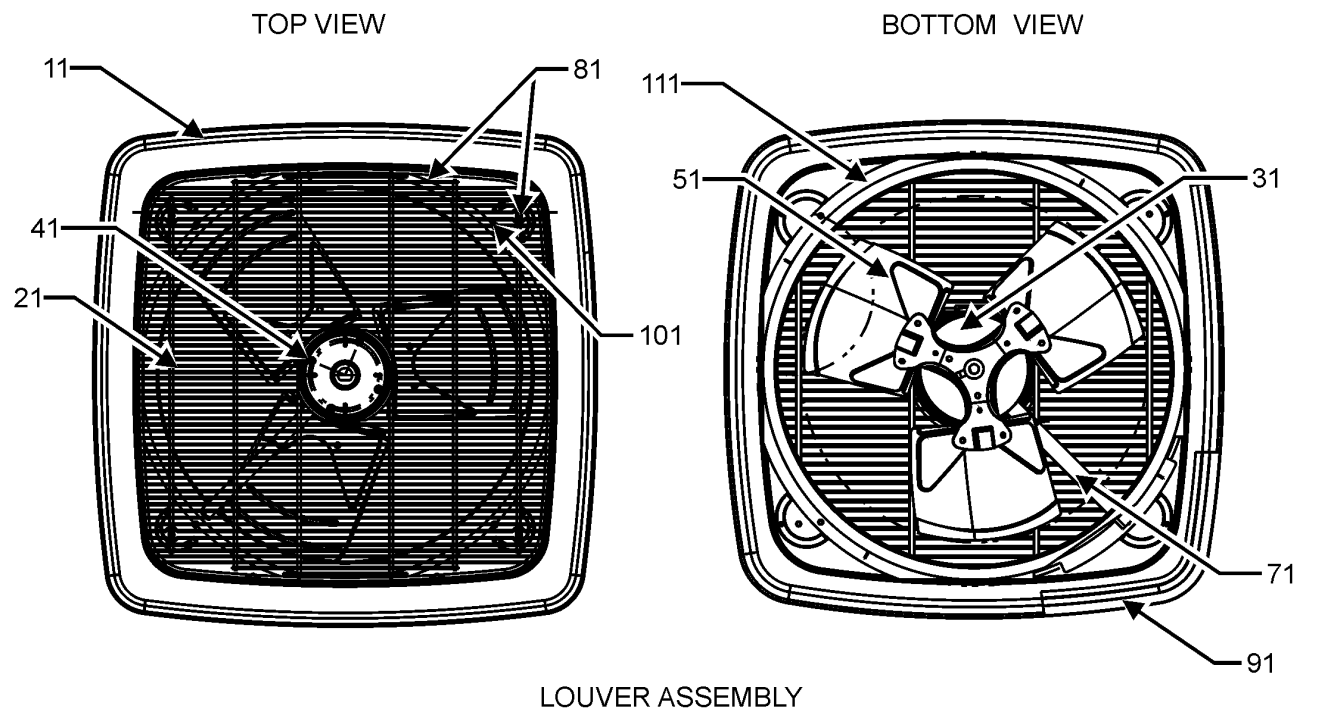
11	0121R00909PDG	PNL, LWR ACCESS (M3, M4)
11	0121R00915PDG	PNL, LWR ACCESS (M1)
11	0121R00916PDG	PNL, LWR ACCESS (M7)
11	0121R00917PDG	PNL, LWR ACCESS (M5, M6)
11	0121R00919PDG	PNL, LWR ACCESS (M2)
21	0121R00937PDG	CONTROL COVER, PNT
51	B1378533	LUG GROUND SMALL 4T
71	CONT1P030024V	CONT, 1 POLE, 30 AMP, 24 VAC (M1, M2, M3, M4, M5, M6)
71	CONT2P040024V	CONT, 2 POLE, 40 AMP, 24 VAC (M7)
81	CAP050350440CS	CAP, 5/35 MFD/440V/DUAL RD (M1, M2, M3)
81	CAP050400440CT	CAP, 5/40 MFD/440V/DUAL RD (M4, M5, M6, M7)
91	4400065	CAPACITOR STRAP
NS	0161R00092	NAMEPLATE, GOODMAN

Expanded Model Nomenclature

M1 - GSXH501810AA
M2 - GSXH502410AA
M3 - GSXH503010AA
M4 - GSXH503610AA
M5 - GSXH504210AA
M6 - GSXH504810AA
M7 - GSXH506010AA

Top Panel and Louver Assembly

TOP PANEL AND LOUVER ASSEMBLY



TOP PANEL AND LOUVER ASSEMBLY MAY DIFFER FROM WHAT IS SHOWN

Top Panel and Louver Assembly

Ref. Part

No: No:

Description:

Ref. Part

No: No:

Description:

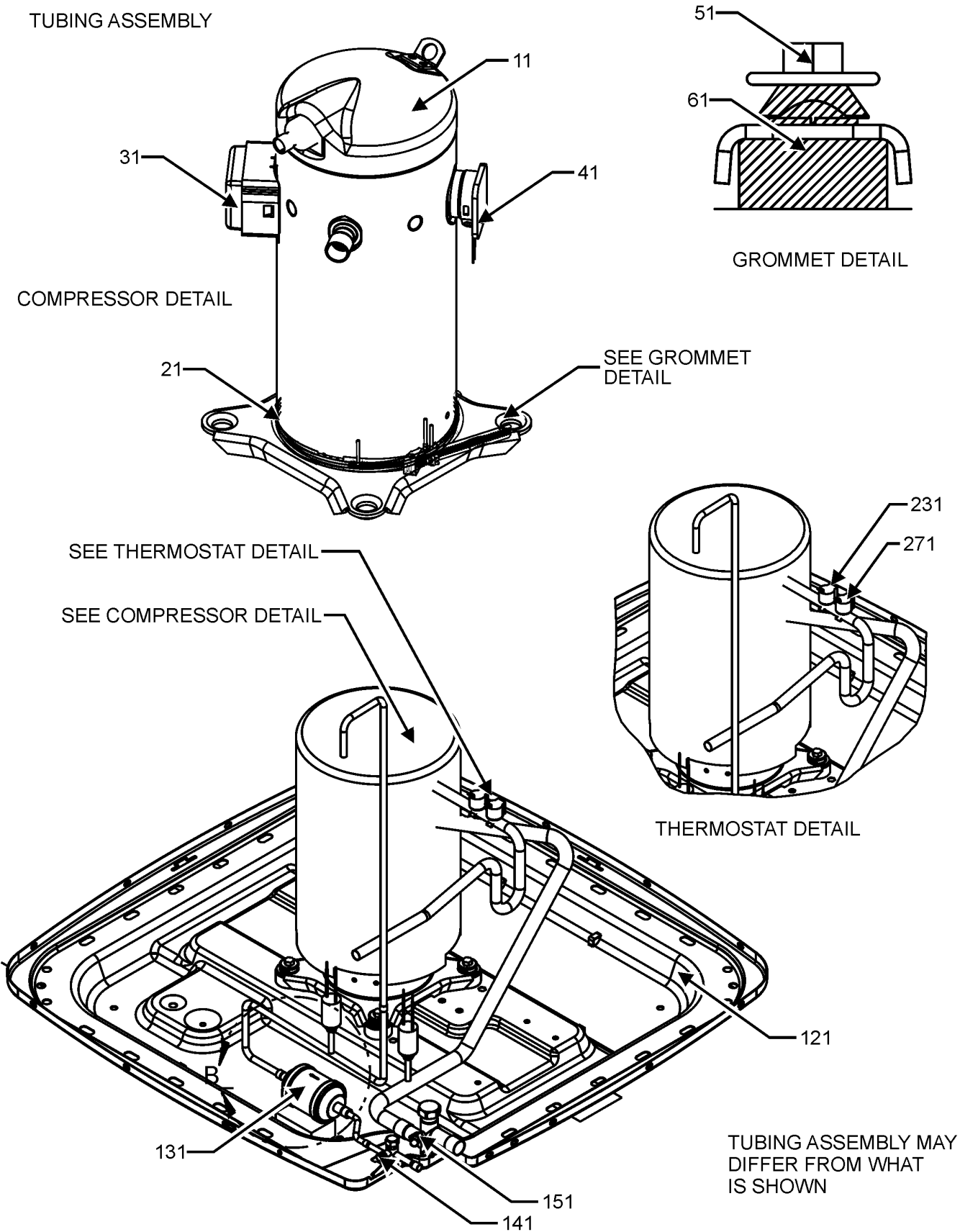
Image 1:

11	0121R00931PDG	PANEL, TOP 26. PNT (M1)
11	0121R00935PDG	PANEL, TOP 29. PNT (M2)
11	0121R00936PDG	TOP PANEL, 35. PNT (M3, M4, M5, M6, M7)
21	0152R00024	26" GRILLE CFS (M1)
21	0152R00025	29" GRILLE CFS (M2)
21	0152R00026	GRILL, WIRE 35. TOP (M3, M4, M5, M6)
21	0152R00027	GRILL, WIRE 35. TOP (M7)
31	0131M00807	MOTOR, 1/4HP, 1SP, 8PL, AL (M5, M6)
31	0131M00753	MOTOR, 1/6HP, 1SP, 8PL, AL (M2, M3, M4)
31	0131M00969	MOTOR, 1/8HP, 8PL, PSC (M1)
31	0131M01012	MOTOR, ECM (M7)
41	0163M00006P	NUT, ACORN 5/16 HEX BLACK (M1, M2, M3, M4, M5, M6)
41	M0280801	NUT-HEX (M7)
51	0150M00012	BLADE-FAN 20" CCW (M1)
51	0150M00008	FAN BLADE, 22" TNT2203-25 (M2)
51	0150M00054	FAN BLADE, 26" (M3, M4, M5, M6, M7)
71	0161R00001P	CONDUIT (M1)
71	0161R00002P	CONDUIT (M2)
71	0161R00100	CONDUIT (M3, M4, M5, M6)
71	0163M00385	CONDUIT-FLEXIBLE (M7)
81	0163M00003P	SCREW #10 X 1/2, A, SLOT, SR, BLACK (QTY 4)
91	0154R00045	GASKET CONTROL PANEL
101	0163M00004	SCREW #10X3/4" BLK (QTY 4)
111	0161R00103	26" VENTURI CFS (M1)
111	0161R00104	29" VENTURI CFS (M2)
111	0161R00105	35" VENTURI CFS (M3, M4, M5, M6, M7)
211	0121R00592PDG	PANEL 1, LOUVER 35_34.64 PNT (M5, M6)
211	0121R00593PDG	PANEL 1, LOUVER 35_39.84 PNT (M7)
211	0121R00229PDG	PANEL 1, LOUVER 35, 37.8 5MM, PNT (M3, M4)
221	0121R00232PDG	PANEL 2, LOUVER 35 (M3, M4)
221	0121R00594PDG	PANEL 2, LOUVER 35_34.64 PNT (M5, M6)
221	0121R00595PDG	PANEL 2, LOUVER 35_39.84 PNT (M7)
231	0121R00235PDG	PANEL 3, LOUVER 35, 37.8 (M3, M4)
231	0121R00596PDG	PANEL 3, LOUVER 35_34.64 PNT (M5, M6)
231	0121R00597PDG	PANEL 3, LOUVER 35_39.84 PNT (M7)
241	0201R00296	COIL TUBING ASSEMBLY (M2)
241	0201R00433	COIL TUBING ASSY (M3, M4)
241	0201R00718	COIL TUBING ASSY (M7)
241	0201R00732	COIL TUBING ASSY (M5, M6)
241	0201R00778	COIL TUBING ASSY (M1)
311	0121R00336PDGLS	Louver Panel, PDG 26" _23.73 (M1)
311	0121R00342PDGLS	Louver Panel, PDG 29" _28.73 (M2)
321	0121R00347PDG	Louver Post, PDG 23.73 (M1)
321	0121R00350PDG	Louver Post, PDG 28.73 (M2)
331	0121R00336PDGRS	Louver Panel, PDG 26" _23.73 (M1)
331	0121R00342PDGRS	Louver Panel, PDG 29" _28.73 (M2)
NS	0161R00088	CAP, GRILL (M7)

Expanded Model Nomenclature

M1 - GSXH501810AA
M2 - GSXH502410AA
M3 - GSXH503010AA
M4 - GSXH503610AA
M5 - GSXH504210AA
M6 - GSXH504810AA
M7 - GSXH506010AA

Compressor and Tubing Assembly



Compressor and Tubing Assembly

Ref. Part No: No:	Description:	Ref. Part No: No:	Description:
----------------------	--------------	----------------------	--------------

Image 1:

11	ZPS51K7EPFV130	COMP 49000,208/230/60/1 (M7)
11	ZP24K7EPFV130	COMP, 24000, 208/230/60/1 (M3)
11	ZP34K7EPFV130	COMP, 40000,208/230/60/1 (M5)
11	ZP40K7EPFV130	COMP, 40000,208/230/60/1 (M6)
11	ZP29K7EPFV130	COMP,36200,208/230/60/1 (M4)
11	ZP14K7EPFV130	COMPRESSOR, 1.5 TON (M1)
11	ZP20K7EPFV130	COMPRESSOR, 2 TON (M2)
21	0163R00007	HEATER, CRANKCASE 230V, 40W (M5, M6, M7)
31	0159R00019	HARNESS, COMP SCROLL (M1)
31	0159R00020	HARNESS, COMP SCROLL (M2)
31	0159R00002P	HARNESS, COMP SCROLL 130 46" (M3, M4, M5, M6, M7)
41	0159M00017	WIRE HARNESS COMPR SOLENOID (M7)
51	M0221641	TF SHOULDER SCREW (QTY 4)
61	B1339533	COMPRESSOR GROMMET (QTY 4)
121	0121R00005PDG	BASE PAN, 26" PNT (M1)
121	0121R00006PDG	BASE PAN, 29" PNT (M2)
121	0121R00007PDG	BASE PAN, 35.5" PNT (M3, M4, M5, M6, M7)
131	0162R00057	FILTER DRIER
141	0151R00187	BASE VALVE 3/8"
151	0151R00182	BALL VALVE 7/8" (M3, M4)
151	0151R00185	BASE VALVE 3/4" (M1, M2)
151	0151R00186	BASE VALVE 7/8" (M5, M6, M7)
231	0130M00106	DISC THERMOSTAT CRNKCS HTR SW (M5, M6, M7)
271	0130M00349	DISC-THERMOSTAT

Expanded Model Nomenclature

M1 - GSXH501810AA
M2 - GSXH502410AA
M3 - GSXH503010AA
M4 - GSXH503610AA
M5 - GSXH504210AA
M6 - GSXH504810AA
M7 - GSXH506010AA