

Job Name:

System Reference:

Date:

Indoor Unit:  
PEAD-A30AA7

Outdoor Unit:  
SUZ-KA30NA2



### INDOOR UNIT FEATURES

- Unobtrusive ceiling-concealed design for short-run ductwork.
- Wide ranging external static pressure (0.14-0.60 in. WG)
- Built-in condensate lift mechanism (up to 27-9/16")
- Auto fan speed mode
- Optional FB Series filter boxes for easy access and service
- Ideal for residential homes, retail shopping centers, larger classrooms, office complexes, conference ballrooms, fitness centers, and more

### OUTDOOR UNIT FEATURES

- Variable speed INVERTER-driven compressor
- Innovative Joint Lap DC Motor leads to high efficiency and reliability
- Pulse Amplitude Modulation technology
- High-performance grooved piping for increased heat exchange efficiency

# SPECIFICATIONS: PEAD-A30AA7 & SUZ-KA30NA2

Cooling at 95°F <sup>1</sup>	Maximum Capacity	Btu/h	27,000
	Rated Capacity	Btu/h	27,000
	Minimum Capacity	Btu/h	13,200
	Maximum Power Input	W	2,160
	Rated Power Input	W	2,160
	Moisture Removal	Pints/h	3.9
	Sensible Heat Factor		0.84
	Power Factor (208/230V)	%	97.7
Cooling at 82°F	Maximum Capacity	Btu/h	28,000
	Rated Capacity	Btu/h	28,000
	Minimum Capacity	Btu/h	16,000
	Maximum Power Input	W	1,880
	Rated Power Input	W	1,880
Heating at 47°F <sup>2</sup>	Maximum Capacity	Btu/h	33,000
	Rated Capacity	Btu/h	30,000
	Minimum Capacity	Btu/h	15,860
	Maximum Power Input	W	2,750
	Rated Power Input	W	2,410
	Power Factor	%	98.3
Heating at 17°F <sup>3</sup>	Maximum Capacity	Btu/h	22,400
	Rated Capacity	Btu/h	22,400
	Maximum Power Input	W	1,920
	Rated Power Input	W	1,920
Efficiency	SEER		18.0
	EER <sup>1</sup>		12.5
	HSPF (IV)		12.6
	COP at 47°F <sup>2</sup>		3.65
	COP at 17°F in Maximum Capacity <sup>3</sup>		3.42
	ENERGY STAR® Certified (ENERGY STAR products are third-party certified by an EPA-recognized Certification Body.)		Yes
Electrical	Voltage, Phase, Frequency		208/230V, 1 phase, 60Hz
	Guaranteed Voltage Range	V AC	187-253
	Voltage: Indoor - Outdoor, S1-S2	V AC	208/230
	Voltage: Indoor - Outdoor, S2-S3	V DC	24
	Voltage: Indoor - Remote Controller	V DC	12
	Recommended Fuse/Breaker Size	A	20
	Recommended Wire Size (Indoor - Outdoor)	AWG	14
Indoor Unit	MCA	A	2.73
	Fan Motor Full Load Amperage	A	2.18
	Fan Motor Output	W	121
	Airflow Rate at Cooling, Dry	CFM	883-742-618

# SPECIFICATIONS: PEAD-A30AA7 & SUZ-KA30NA2

	Airflow Rate at Cooling, Wet		CFM	795-668-556
	Sound Pressure Level (Cooling)		dB(A)	39-34-30
	Sound Pressure Level (Heating)		dB(A)	39-34-30
	External Static Pressure		in.WG	0.14-0.20-0.28-0.40-0.60
	Drain Pipe Size		In. (mm)	1-1/4 (32)
	Condensate Lift Mechanism, Maximum Distance		In. (mm)	27-9/16 (700)
	Heat Exchanger Type			Plate fin coil
	External Finish Color			Galvanized
	Unit Dimensions	W: In. (mm)	43-5/16 (1,100)	
		D: In. (mm)	28-7/8 (732)	
		H: In. (mm)	9-7/8 (250)	
	Package Dimensions	W: In. (mm)	53-3/16 (1,350)	
		D: In. (mm)	34-11/16 (880)	
		H: In. (mm)	13-7/16 (380)	
	Unit Weight		Lbs. (kg)	69 (31)
	Package Weight		Lbs. (kg)	82 (37)
Indoor Unit Operating Temperature Range	Cooling Intake Air Temp (Maximum / Minimum)*		°F	90F D.B / 71F W.B // 67F D.B / 57F W.B
	Heating Intake Air Temp (Maximum / Minimum)		°F	80F D.B // 70F D.B
Outdoor Unit	MCA		A	17
	MOCP		A	31
	Fan Motor Full Load Amperage		A	1
	Fan Motor Output		W	60
	Airflow Rate		CFM	2,020 / 1,930
	Refrigerant Control			LEV
	Defrost Method			Reverse cycle
	Heat Exchanger Type			Plate fin coil
	Sound Pressure Level, Cooling <sup>1</sup>		dB(A)	55
	Sound Pressure Level, Heating <sup>2</sup>		dB(A)	55
	Compressor Type			DC INVERTER-driven Twin Rotary
	Compressor Model			SNB220FQGM1T
	Compressor Rated Load Amps		A	13.0
	Compressor Locked Rotor Amps		A	16.0
	Compressor Oil Type // Charge		oz.	FV50S // 15.6
	External Finish Color			Ivory Munsell 3Y 7.8/1.1
	Base Pan Heater			Optional
	Unit Dimensions	W: In. (mm)	33-1/16 (840)	
		D: In. (mm)	13 (330)	
		H: In. (mm)	34-5/8 (880)	
	Package Dimensions	W: In. (mm)	38-9/16 (980)	
		D: In. (mm)	16-9/16 (420)	
		H: In. (mm)	40 (990)	

## SPECIFICATIONS: PEAD-A30AA7 & SUZ-KA30NA2

	Unit Weight	Lbs. (kg)	129 (59)
	Package Weight	Lbs. (kg)	148 (67)
Outdoor Unit Operating Temperature Range	Cooling Air Temp (Maximum / Minimum)*	°F	115 / 14
	Cooling Thermal Lock-out / Re-start Temperatures**	°F	1 / 5
	Heating Air Temp (Maximum / Minimum)	°F	75 / 14
	Heating Thermal Lock-out / Re-start Temperatures**	°F	10 / 14
Refrigerant	Type		R410A
	Charge	Lbs, oz	4, 14
Piping	Gas Pipe Size O.D. (Flared)	In.(mm)	5/8 (12.88)
	Liquid Pipe Size O.D. (Flared)	In.(mm)	3/8 (9.52)
	Maximum Piping Length	Ft. (m)	100
	Maximum Height Difference	Ft. (m)	100
	Maximum Number of Bends		10

### Notes

AHRI Rated Conditions (Rated data is determined at a fixed compressor speed)	<sup>1</sup> Cooling (Indoor // Outdoor)	°F	80 DB, 67 WB // 95 DB, 75 WB
	<sup>2</sup> Heating at 47°F (Indoor // Outdoor)	°F	70 DB, 60 WB // 47 DB, 43 WB
	<sup>3</sup> Heating at 17°F (Indoor // Outdoor)	°F	70 DB, 60 WB // 17 DB, 15 WB

\*Applications should be restricted to comfort cooling only; equipment cooling applications are not recommended for low ambient temperature conditions.

\*\*System cuts out in heating mode to avoid thermistor error and automatically restarts at these temperatures.

## ACCESSORIES: PEAD-A30AA7

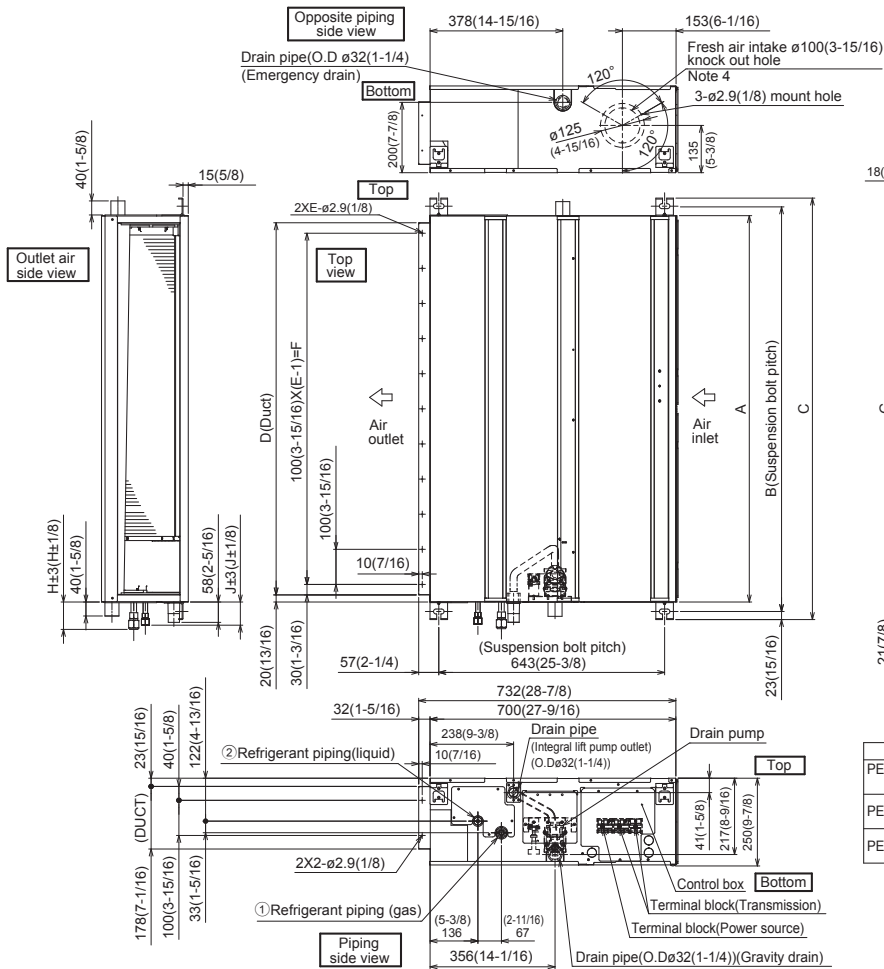
Filter Box with MERV 13 Filters	□ FBM2-3
Wireless Signal Receiver	□ PAR-SA9CA-E
Wireless Signal Receiver	□ PAR-FA32MA-W
Wireless Signal Receiver	□ PAR-FA32MA-E
Wireless Remote Controller	□ PAR-FL32MA-E
Backlit, Wall-mounted, Wireless Controller	□ MHK1
Portable Central Controller	□ MCCH1
Wired MA Controller	□ PAR-33MAA
Simple MA Controller	□ PAC-YT53CRAU
Touch MA Controller	□ PAR-CT01MAU-SB
Airzone ZBS Wired Blueface Principal Controller White	□ AZZBSBLUEFACECB
Airzone ZBS Wired Think Controller White	□ AZZBSTHINKCB
Airzone ZBS Wireless Think Controller White	□ AZZBSTHINKRB
Airzone ZBS Wired Lite Controller White	□ AZZBSLITECB
Airzone ZBS Wireless Lite Controller White	□ AZZBSLITERB
Wired Remote Sensor	□ PAC-SE41TS-E
Wireless Temperature and Humidity Sensor	□ PAC-USWHS003-TH-1
Outside Air Sensor for MHK1	□ MOS1
Flush Mount Remote Temperature Sensor	□ PAC-USSEN001-FM-1
System Control Interface	□ MAC-333IF-E
Wireless Interface	□ PAC-USWHS002-WF-1
Thermostat Interface	□ PAC-US444CN-1
kumo station®	□ PAC-WHS01HC-E
USNAP Interface	□ PAC-WHS01UP-E
IT Extender	□ PAC-WHS01IE-E
BACnet® and MODBUS® Interface	□ PAC-UKPRC001-CN-1
External Fan / Heater Control Relay Adapter	□ CN24RELAY-KIT-CM3
Connector cable for remote display	□ PAC-SA88HA-EP
Connector for CN32 (remote on/off)	□ PAC-SE55RA-E
Lockdown Bracket for Hand-held Remote Controllers	□ RCMKP1CB
Remote Operation Adapter <sup>1</sup>	□ PAC-SF40RM-E
Blue Diamond Sensor Extension Cable — 15 Ft.	□ C13-103
MegaBlue Advanced Blue Diamond Condensate Pump w/ Reservoir & Sensor	□ X87-835 - 110 to 250V
Advanced Blue Diamond Mini Condensate Pump w/ Reservoir & Sensor (208/230V) [recommended]	□ X87-721 - 208/230V
Drain Pan Level Sensor	□ DPLS2
(30A/600V/UL) [fits 2" X 4" utility box] - Black	□ TAZ-MS303
(30A/600V/UL) [fits 2" X 4" utility box] - White	□ TAZ-MS303W

<sup>1</sup> Unable to use with wireless remote controller

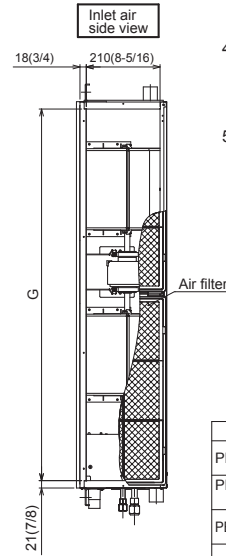
## ACCESSORIES: SUZ-KA30NA2

Air Outlet Guide	□ MAC-886SG-E
Optional Defrost Heater	□ MAC-642BH-U1
Hail Guard	□ HG-A7
Outdoor Unit 3-1/4 inch Mounting Base (Pair) - Plastic	□ DSD-400P
Condensing Unit Mounting Pad 16" x 36" x 3"	□ ULTRILITE1
Outdoor Unit Stand — 12" High	□ QSMS1201M
Outdoor Unit Stand — 18" High	□ QSMS1801M
Outdoor Unit Stand — 24" High	□ QSMS2401M
Heavy Duty Wall Mounting Bracket— Coated Steel	□ QSWB2000M-1
Heavy Duty Wall Mounting Bracket — 316 Series Stainless Steel	□ QSWBSS
10' x 3/8" x 10' x 5/8" Lineset (Twin-Tube Insulation)	□ MPLS385812T-10
15' x 3/8" x 15' x 5/8" Lineset (Twin-Tube Insulation)	□ MPLS385812T-15
30' x 3/8" x 30' x 5/8" Lineset (Twin-Tube Insulation)	□ MPLS385812T-30
50' x 3/8" x 50' x 5/8" Lineset (Twin-Tube Insulation)	□ MPLS385812T-50
65' x 3/8" x 65' x 5/8" Lineset (Twin-Tube Insulation)	□ MPLS385812T-65
100' x 3/8" x 100' x 5/8" Lineset (Twin-Tube Insulation)	□ MPLS385812T-100

# DIMENSIONS: PEAD-A30AA7



- Note 1. Use an M10 screw for the suspension bolt (field supply).
2. Keep the service space for maintenance at the bottom.
3. This drawing is for PEAD-A24·30·36·42 AA7 models, which have 2 fans. PEAD-A09·12·15·18AA7 models have 1 fan.
4. If the inlet duct is used, remove the air filter (supplied with the unit), then install the filter (field supply) at the suction side.
5. Heat air to 0°C (32°F) or higher when taking fresh air with a fresh air intake.



Unit:mm(in.)

Model	J	① Gas pipe	② Liquid pipe
PEAD-A09AA7	62 (2-1/2)	ø9.52 (3/8)	ø6.35 (1/4)
PEAD-A12,15,18AA7	62 (2-1/2)	ø12.7 (1/2)	ø6.35 (1/4)
PEAD-A24,30AA7	66 (2-5/8)	ø15.88 (5/8)	ø9.52 (3/8)
PEAD-A36,42AA7			

Unit:mm(in.)

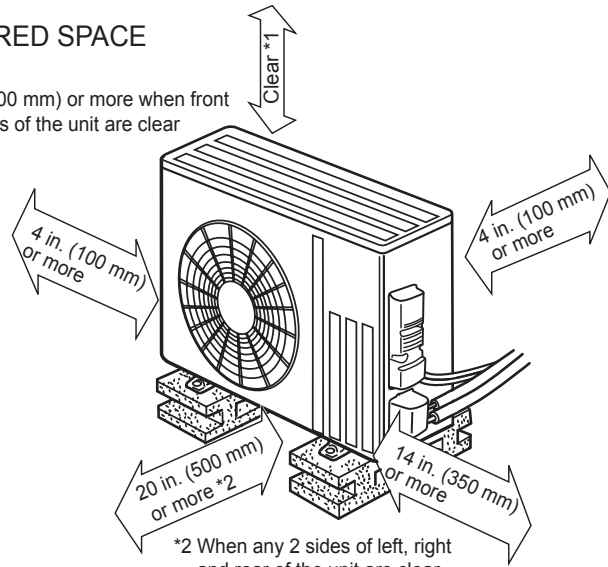
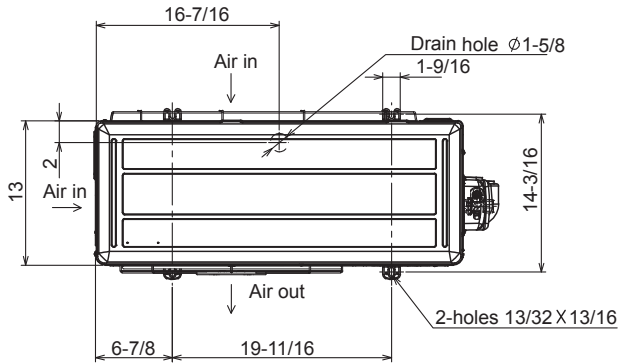
Model	A	B	C	D	E	F	G	H
PEAD-A09,12,15,18AA7	900 (35-7/16)	954 (37-9/16)	1000 (39-3/8)	860 (33-7/8)	9	800 (31-1/2)	858 (33-13/16)	72 (2-7/8)
PEAD-A24,30AA7	1100 (43-5/16)	1154 (45-7/16)	1200 (47-1/4)	1060 (41-3/4)	11	1000 (39-3/8)	1058 (41-11/16)	78 (3-1/8)
PEAD-A36,42AA7	1400 (55-1/8)	1454 (57-1/4)	1500 (59-1/16)	1360 (53-9/16)	14	1300 (51-3/16)	1358 (53-1/2)	

# DIMENSIONS: SUZ-KA30NA2


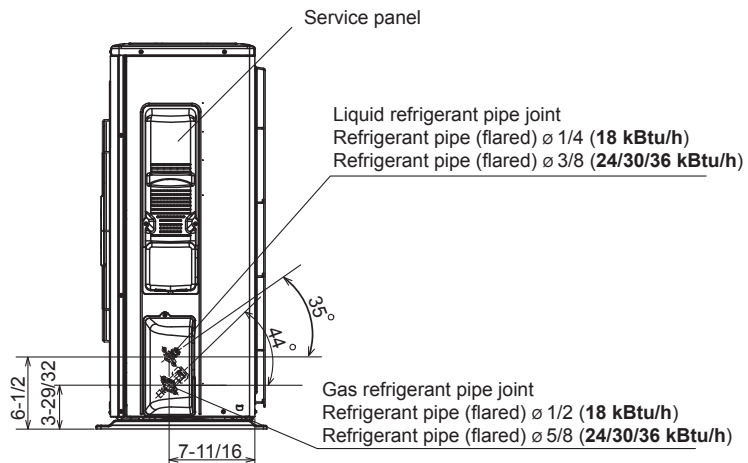
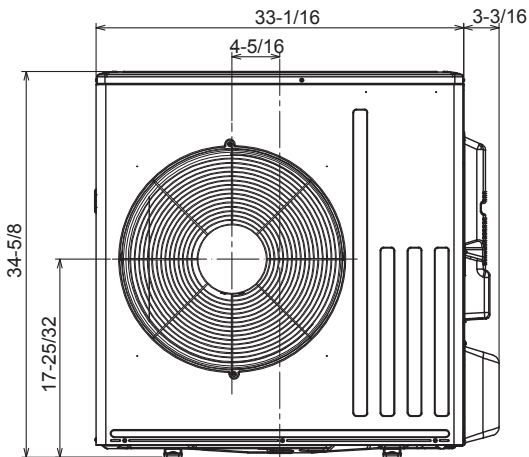
Unit: inch

## REQUIRED SPACE

\*1 20 in. (500 mm) or more when front and sides of the unit are clear



\*2 When any 2 sides of left, right and rear of the unit are clear



1340 Satellite Boulevard, Suwanee, GA 30024  
Toll Free: 800-433-4822 [www.mehvac.com](http://www.mehvac.com)

FORM# PEAD-A30AA7 / SUZ-KA30NA2 - 201901

Specifications are subject to change without notice.

© 2019 Mitsubishi Electric Trane HVAC US LLC. All rights reserved.

