



## PRODUCT SPECIFICATION

**Manufacturer:** Big Foot Systems

**Product Name:** Step Overs / Safe Access



### Product Summary

Safe and easy access around most roof obstacles

### Product Description

#### Step Overs

Available in 2, 3 and 4 steps, with a 1x1m landing section. The Big Foot Step Overs provide an easy access to rooftop services. Ideal for most access requirements, comes flat packed with simple assembly instructions.

#### Safe Access

The Custom Safe Access solution is fabricated to suit where our standard Step Overs are not suitable. Designed in accordance with British Standards to suit individual roof access requirements. For complex design applications Big Foot Systems engineers are able to carry out a site survey.

#### Features/ benefits

- Cost effective, non-penetrative load management.
- Galvanised steel access walkway.
- Versatile modular frameworks with adjustable leg assemblies.
- Quick to install, robust and secure.

### Product Reference

To request a custom access Step Over quotation see short list of questions below; return by email to [Technical@bigfootsupport.com](mailto:Technical@bigfootsupport.com) to ensure a quick and an accurate quotation:

#### 1) Project:

- Name / Site reference
- Due on site

#### 2) Roof:

- Step over / Roof layout drawing
- Roof build up and roof fall
- Clearance height / Height restrictions on site

### Standards

- BS8000-4: Workmanship on building sites. Code of practice for waterproofing.
- BS6229: Code of practice for flat roofs with continuously supported coverings.
- Building Regulations (E & W) Part L: Conservation of Fuel and Power.
- BS EN 1850-1: Determination of visible defects.
- BS EN 1107-1: Flexible sheets for waterproofing. Determination of dimensional stability
- Plastic Foot: Nylon 6 B601L 30% glass fibre filled

### Metal Framework:

- Hot dip galvanized carbon steel: BS EN 10219-1. Welding standard: BS EN ISO 15614-1.
- Galvanizing: BS EN ISO 1461.
- Custom Fabrication Specification: BF-SPEC-050411.
- Cross Bar Specification: BF-SPEC-230610.
- Salt mist testing: BS EN 60068-2-52.

### Design Considerations

#### Foot Pressure & UDL (Roof Load):

Allowable foot pressure and roof load will be subject to roof build-up, typically detailed by a structural engineer. Big Foot Systems work to a maximum foot pressure and UDL of 20kN/m<sup>2</sup> and 7.5kN/m<sup>2</sup>.

#### Wind Loading:

Suitable for wind exposed environments, up to wind speeds of 100mph.

#### Roof Surface:

Suitable for any roof surface including PVC membrane, mastic asphalt, insulation and concrete roofing.

#### Working Conditions:

Suitable for internal or external applications in temperatures between -40°C to +80°C.

#### Marine Environment:


Salt mist test conducted in accordance with ASTM B117-11 to simulate an accelerated environmental test. The results validate the 10 year product guarantee issued by Big Foot Systems.

### Options

#### Foot Fleeces:

Recommended for use on PVC membrane and asphalt roof surfaces to prevent migration of plasticizers.

- **B9156**—305mm (12 1/64inches)
- **B9157**—450mm (17 23/32inches)
- **B9415**—600mm (23 5/8 inches)



#### Angled Mats:

Recommended use on roof with up to 6 degree fall. Available in 2 heights for use with the 305mm and 450mm feet only.

2.5 Degree Angled Mat:

- **B9091**—2.5° 305 Angled Mat
- **B9093**—2.5° 450 Angled Mat

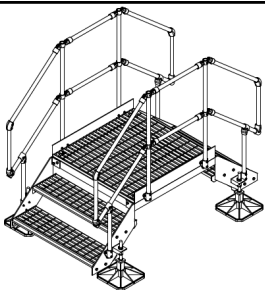


5 Degree Angled Mat:

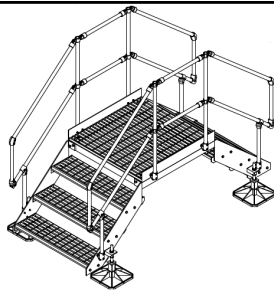
- **B9092**—5° 305 Angled Mat
- **B9094**—5° 450 Angled Mat



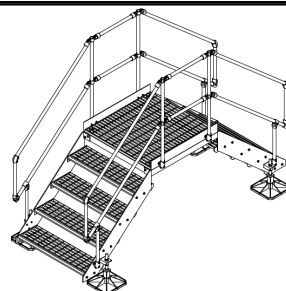
B6939 - 2 Step		
Length	mm	2060
	Inches	81 7/64
Landing	mm <sup>2</sup>	1000
	Inches <sup>2</sup>	39 3/8
Clearance Height	mm	560
	Inches	22 3/64
Weight	kg	215
	lbs	474



B6940 - 3 Step		
Length	mm	2560
	Inches	100 25/32
Landing	mm <sup>2</sup>	1000
	Inches <sup>2</sup>	39 3/8
Clearance Height	mm	780
	Inches	30 45/64
Weight	kg	255
	lbs	562

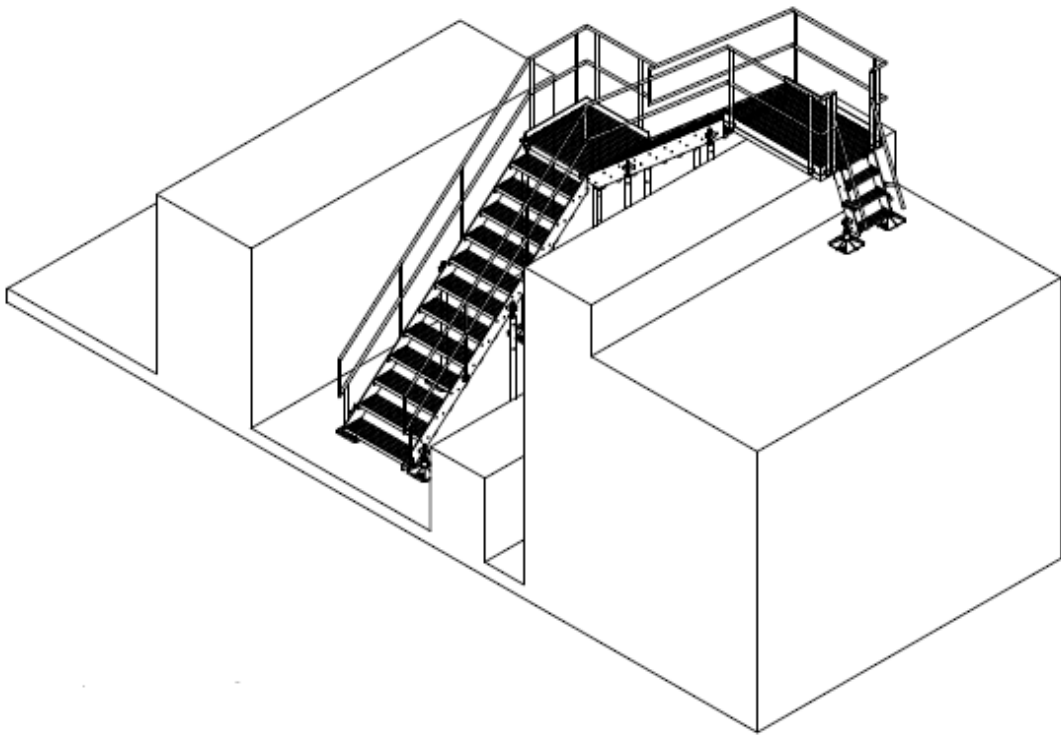
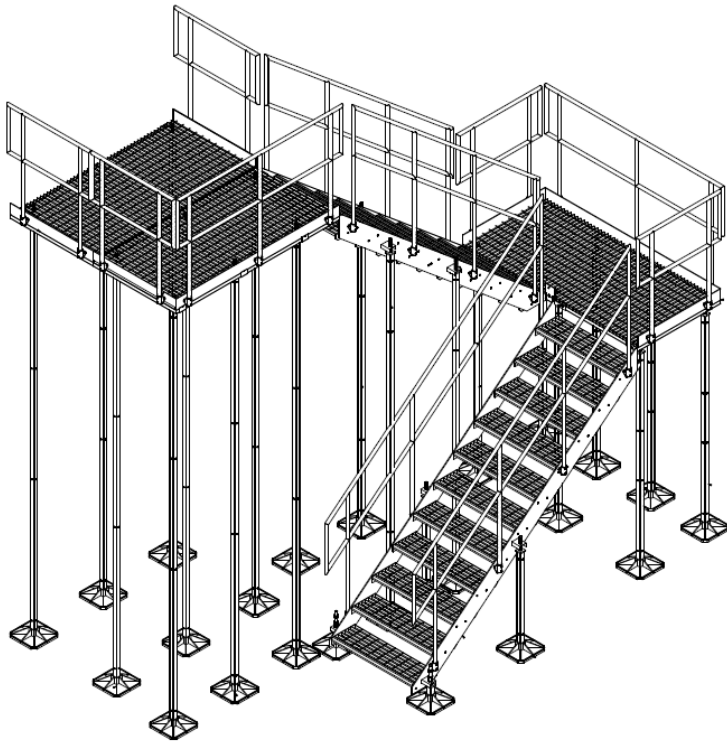


B6941 - 4 Step		
Length	mm	3060
	Inches	120 15/32
Landing	mm <sup>2</sup>	1000
	Inches <sup>2</sup>	39 3/8
Clearance Height	mm	1000
	Inches	39 3/8
Weight	kg	295
	lbs	650



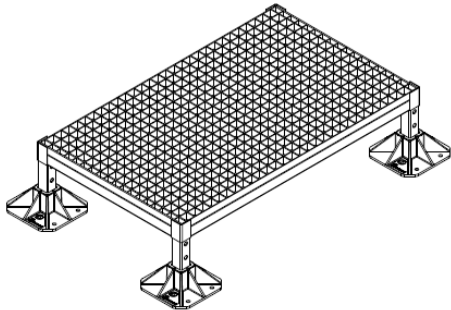
### Custom Safe Access

- Fabricated to suit any requirements
- Designed to British Standard
- 20-30 working days lead time



B6942 - Hop Over Handrail		
Single side handrail only		
Length	mm	1000
	Inches	39 3/8

B9200 - Hop Over 600		
Length	mm	1000
	Inches	39 3/8
Width	mm	600
	Inches	23 5/8
Clearance Height	mm	177
	Inches	6 31/32
Weight	kg	
	lbs	



B9201 - Hop Over 1000		
Length	mm	1000
	Inches	39 3/8
Width	mm	1000
	Inches	39 3/8
Clearance Height	mm	177
	Inches	6 31/32
Weight	kg	
	lbs	

Installation and application considerations should include health, safety and environmental needs, regulations and standards, codes of practice, climate conditions, installation location, product orientation, evaluation of the roof structure, composition, surface and condition, ancillary and complementary products and materials. Big Foot Systems recommend that all rooftop products are handled and installed by suitably qualified persons. All scheme designs are based on the use of Big Foot Systems' products and materials only.

Terms and conditions available on request

TITLE:	Step Over / Safe Access Product Specification Sheet
DWG No.	BFT-STP.dwg
THIS DRAWING IS COPYRIGHT AND THE PROPERTY OF BIG FOOT SYSTEMS LIMITED	

