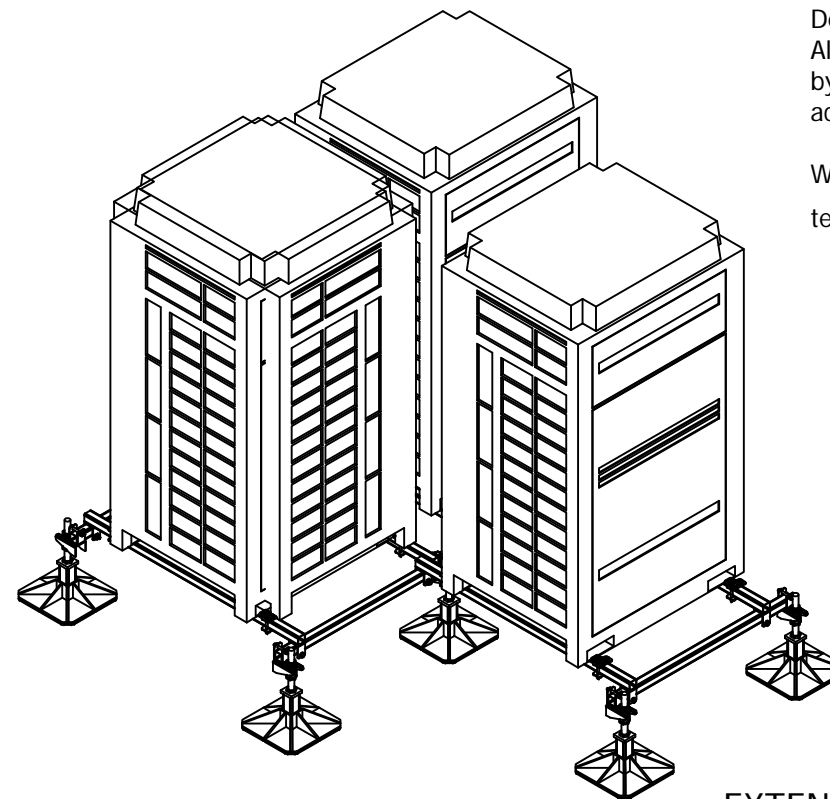
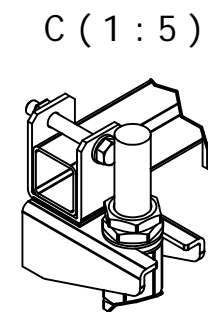
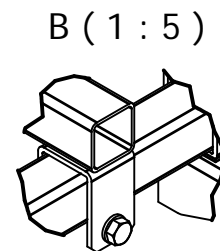
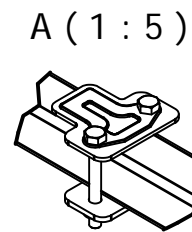
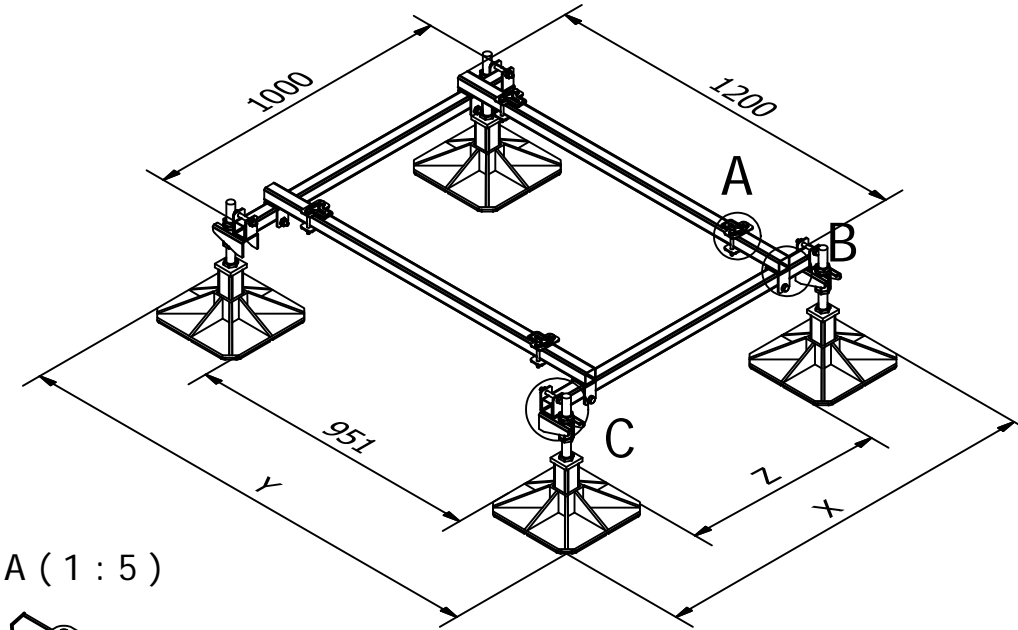


PROJECT REF:	Multi Frame
UNIT REF:	N/A
FOOT PRESSURE:	N/A
UDL:	N/A

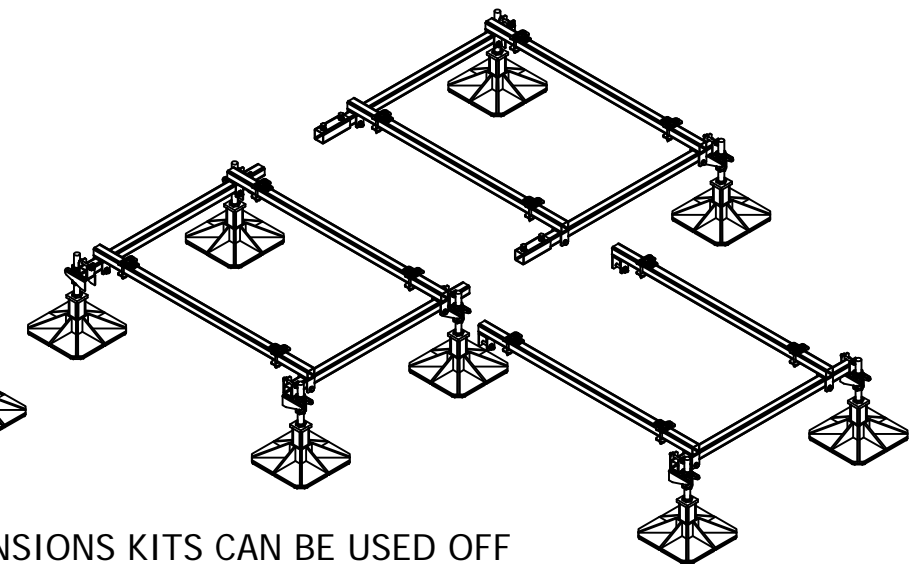
Material grade: BS EN 10219-1:2006 (S235JR). Welding standard: BS EN ISO 15614-1. Galvanizing standard: BS EN ISO 1461:2009
Reference specification document "Custom Fabrication Specification" (BF-SPEC-050411) for further information
Reference specification document "Big Foot Systems Cross Bar Specification (BF-SPEC-230610) for further information



Multi Frame & Extension Kit				
Part Number			B9720	B9721
Description			Multi Frame	Extension Kit
No. of feet			4	2
X	Overall Length	mm	1265	1000
		inches	49 13/16	39 6/16
Y	Overall Width	mm	1562	1562
		inches	61 1/2	61 1/2
Z	Distance Between Feet	mm	655	745
		inches	25 13/16	29 5/16
Height	Min	mm	335	335
		inches	13 3/16	13 3/16
	Max	mm	440	440
		inches	17 5/16	17 5/16
Frame Weight		kg	36	26
		lbs	79	57
Design Load		kg	500	500
		lbs	1102	1102

Design load based on maximum allowable deflection on cross members. Allowable foot pressure will be subject to roof build-up, typically detailed by a structural engineer. Cross bar spacings are adjustable to accommodate various unit sizes.

Working conditions: Suitable for internal or external applications in temperatures between -40°C to +80°C



EXTENSIONS KITS CAN BE USED OFF
EITHER END OR EITHER SIDE

13, 17 & 36mm
30Nm on clamp kits
40Nm on cross bar &
leg bracket bolts

Installation and application considerations should include health, safety and environmental needs, regulations and standards, codes of practice, climate conditions, installation location, product orientation, evaluation of the roof structure, composition, surface and condition, ancillary and complementary products and materials. Big Foot Systems recommend that all rooftop products are handled and installed by suitably qualified persons. All scheme designs are based on the use of Big Foot Systems' products and materials only. Terms and conditions available on request

REV B	DATE:	20/10/2016	SCALE: 1:15
	DRAWN:	A SIMMANS	DIMENSIONS IN mm U.O.S
	CHECKED:	S BIRCH	
			TOLERANCES: 0.0 ± 0.5mm U.O.S
			SHEET 1 OF 1

A3

TITLE:	Multi Frame Product Information Sheet
--------	---------------------------------------

DWG No.	
---------	--

BFP-MFR.dwg

THIS DRAWING IS COPYRIGHT AND
THE PROPERTY OF BIG FOOT SYSTEMS LIMITED

