

COOLING CAPACITY: 22,800 - 52,500 BTU/H
HEATING CAPACITY: 23,400 - 52,000 BTU/H

**HIGH-EFFICIENCY,
SPLIT SYSTEM HEAT PUMP
UP TO 21 SEER**



Contents

Nomenclature.....	2
Product Specifications.....	3
Expanded Cooling Data.....	4
Expanded Heating Data.....	12
Performance Data	
Standard Mode	13
Boost Mode	14
Sound Power Levels	15
Dimensions	16
Wiring Diagram.....	17
Accessories	19

Standard Features

- Variable-speed swing compressors
- High-density compressor sound blanket
- Integrated communicating ComfortBridge™ Technology
- Commissioning and diagnostics via indoor board Bluetooth with the CoolCloud™ phone and tablet application
- Goodman control algorithmic logic
- In communicating mode, only two low-voltage wires to outdoor unit required
- Diagnostic indicator lights, seven-segment LED display, and fault code storage
- Field-selectable boost mode increases compressor speed during unusually high loads
- Quiet DC outdoor fan motor
- Fully charged for 15' of tubing length
- Field-installed bi-flow filter drier
- Coil and ambient temperature sensors
- Suction pressure transducer (in cooling mode)
- Sweat connection service valves with easy access to gauge ports
- AHRI Certified; ETL Listed

Cabinet Features

- Heavy-gauge galvanized-steel cabinet with grille-style sound control top design
- Custom two-tone gray powder-paint finish
- 500-hour salt-spray tested
- Wire fan discharge grille
- Steel louver coil guard
- Top and side maintenance access
- Single-panel access to controls with space provided for field-installed accessories
- When properly anchored, meets the 2017 Florida Building Code unit integrity requirements for hurricane-type winds (Anchor bracket kits available.)

**LIFETIME
COMPRESSOR
LIMITED WARRANTY***

**10 YEAR
UNIT
REPLACEMENT
LIMITED
WARRANTY***

**10 YEAR
PARTS
LIMITED
WARRANTY***



COMPANY WITH
QUALITY SYSTEM
CERTIFIED BY DNV GL
= ISO 9001 =

COMPANY WITH
ENVIRONMENTAL SYSTEM
CERTIFIED BY DNV GL
= ISO 14001 =



* Complete warranty details available from your local dealer or at www.goodmanmfg.com. To receive the Lifetime Compressor Limited Warranty (good for as long as you own your home), 10-Year Unit Replacement Limited Warranty and 10-Year Parts Limited Warranty, online registration must be completed within 60 days of installation. Online registration is not required in California or Québec.

	G	V	Z	C	20	036	1	AA	
	1	2	3	4	5,6	7,8,9	10	11,12	
Brand								Engineering *	
G Goodman® Brand								Major/ Minor Revisions	
								* Not used for order or inventory control	
Product Category								Electrical	
S Split System									
V Inverter Split System								1- 208/230 V, 1 Phase, 60 Hz	
Unit Type								Capacity	
X Condenser R-410A								024 2 Tons	048 4 Tons
Z Heat Pump R-410A								036 3 Tons	060 5 Tons
Communication Feature								Efficiency	
C Integrated communicating ComfortBridge™ Technology								16 16 SEER	18 18 SEER 20 20 SEER

	GVZC20 0241A*	GVZC20 0361A*	GVZC20 0481A*	GVZC20 0601A*
CAPACITY AND RATINGS				
Max. Cooling (BTU/h)	23,800	35,800	46,500	52,500
Max. Heating (BTU/h)	23,800	35,400	46,000	52,000
COMPRESSOR				
Type	Swing	Swing	Swing	Swing
RLA	12.7	27.3	27.3	22.8
CONDENSER FAN MOTOR				
Horsepower	1/2	1/2	1/2	1/2
FLA	2.5	2.5	2.5	2.5
REFRIGERATION SYSTEM				
Refrigerant Line Size ¹				
Liquid Line Size ("O.D.)	3/8"	3/8"	3/8"	3/8"
Suction Line Size ("O.D.)	3/4"	7/8"	1 1/8"	1 1/8"
Refrigerant Connection Size				
Liquid Valve Size ("O.D.)	3/8"	3/8"	3/8"	3/8"
Suction Valve Size ("O.D.)	3/4"	7/8"	7/8"	7/8"
Valve Connection Type	Ball Valve	Ball Valve	Ball Valve	Ball Valve
Refrigerant Charge	165	272	272	272
Superheat at Service Valve	7-9°F	7-9°F	7-9°F	7-9°F
Subcooling at Service Valve	7-9°F	7-9°F	7-9°F	9-11°F
ELECTRICAL DATA				
Voltage/Phase (60 Hz)	208-230/1	208-230/1	208-230/1	208-230/1
Minimum Circuit Ampacity ²	15.2	29.8	29.8	30.6
Max. Overcurrent Protection ³	20	30	30	35
Min / Max Volts	197/253	197/253	197/253	197/253
Electrical Conduit Size	1/2" or 3/4"	1/2" or 3/4"	1/2" or 3/4"	1/2" or 3/4"
EQUIPMENT WEIGHT (LBS)	217	291	291	291
SHIP WEIGHT (LBS)	243	318	318	318

¹ Tested and rated in accordance with AHRI Standard 210/240

² Wire size should be determined in accordance with National Electrical Codes; extensive wire runs will require larger wire sizes

³ Must use time-delay fuses or HACR-type circuit breakers of the same size as noted.

NOTES

- Always check the S&R plate for electrical data on the unit being installed.
- Installer will need to supply 3/4" to 1 1/4" adapters for suction line connections.
- Unit is charged with refrigerant for 15' of 3/8" liquid line. System charge must be adjusted per Installation Instructions Final Charge Procedure.

		OUTDOOR AMBIENT TEMPERATURE																							
		65°F				75°F				85°F				95°F				105°F				115°F			
IDB*	AIRFLOW	59	63	67	71	59	63	67	71	59	63	67	71	59	63	67	71	59	63	67	71	59	63	67	71
80	MBh	21.3	21.7	23.2	24.8	20.8	21.2	22.7	24.2	20.3	20.7	22.1	23.7	19.8	20.2	21.6	23.1	18.8	19.2	20.5	21.9	17.4	17.8	19.0	20.3
	S/T	0.85	0.80	0.65	0.48	0.88	0.82	0.67	0.50	0.90	0.85	0.69	0.51	0.93	0.87	0.71	0.53	0.97	0.91	0.74	0.55	0.97	0.91	0.74	0.56
	ΔT	27	26	22	18	27	26	23	18	27	26	23	18	27	26	23	18	27	26	23	18	27	25	24	21
	kW	1.35	1.38	1.43	1.48	1.46	1.50	1.55	1.61	1.56	1.60	1.66	1.72	1.65	1.69	1.75	1.81	1.73	1.77	1.83	1.90	1.79	1.84	1.90	1.97
	Amps	5.6	5.7	5.9	6.2	6.1	6.2	6.4	6.7	6.6	6.8	7.0	7.3	7.1	7.2	7.5	7.8	7.5	7.7	8.0	8.3	8.0	8.2	8.5	8.8
80	Hi PR	220	236	250	260	247	265	280	292	280	302	319	332	319	344	363	378	359	387	408	426	397	427	451	470
	Lo PR	104	110	120	128	109	116	127	135	114	121	132	141	119	127	139	148	125	133	145	155	129	138	150	160
	MBh	23.0	23.5	25.2	26.9	22.5	23.0	24.6	26.3	22.0	22.4	24.0	25.6	21.4	21.9	23.4	25.0	20.4	20.8	22.2	23.8	18.9	19.3	20.6	22.0
	S/T	0.88	0.83	0.67	0.50	0.91	0.86	0.70	0.52	0.94	0.88	0.71	0.53	0.97	0.91	0.74	0.55	1.00	0.94	0.76	0.57	1.00	0.95	0.77	0.58
	ΔT	26	25	22	17	26	25	22	17	26	25	22	17	26	25	22	18	26	25	22	17	24	23	20	16
80	kW	1.39	1.42	1.47	1.52	1.50	1.54	1.59	1.65	1.61	1.65	1.70	1.76	1.70	1.74	1.80	1.86	1.78	1.82	1.88	1.95	1.84	1.89	1.95	2.02
	Amps	5.8	5.9	6.1	6.3	6.2	6.4	6.6	6.9	6.8	7.0	7.2	7.5	7.3	7.5	7.7	8.0	7.8	8.0	8.2	8.5	8.2	8.4	8.7	9.1
	Hi PR	226	244	257	268	254	273	289	301	289	311	328	343	329	354	374	390	370	399	421	439	409	440	465	485
	Lo PR	107	114	124	132	113	120	131	140	117	125	136	145	123	131	143	152	129	137	150	160	133	142	155	165
	MBh	23.7	24.3	25.9	27.7	23.2	23.7	25.3	27.1	22.6	23.1	24.7	26.4	22.1	22.6	24.1	25.8	21.0	21.4	22.9	24.5	19.4	19.9	21.2	22.7
820	S/T	0.92	0.87	0.70	0.53	0.96	0.90	0.73	0.55	1.00	0.92	0.75	0.56	1.00	0.95	0.77	0.58	1.00	1.00	0.80	0.60	1.00	1.00	0.81	0.60
	ΔT	25	24	20	16	25	24	21	17	25	24	21	17	25	24	21	17	24	24	21	16	22	22	19	15
	kW	1.40	1.43	1.48	1.53	1.52	1.55	1.61	1.66	1.62	1.66	1.72	1.78	1.71	1.75	1.82	1.88	1.79	1.83	1.90	1.97	1.86	1.90	1.97	2.04
	Amps	5.8	6.0	6.2	6.4	6.3	6.5	6.7	6.9	6.9	7.0	7.3	7.6	7.3	7.5	7.8	8.1	7.8	8.0	8.3	8.6	8.3	8.5	8.8	9.2
	Hi PR	229	246	260	271	257	276	292	304	292	314	332	346	333	358	378	394	374	403	425	443	413	445	470	490
	Lo PR	108	115	125	133	114	121	132	141	118	126	137	146	124	132	144	154	130	139	151	161	135	143	157	167

620	MBh	21.6	22.1	23.1	24.6	21.1	21.5	22.6	24.1	20.6	21.0	22.0	23.5	20.1	20.5	21.5	22.9	19.1	19.5	20.4	21.8	17.7	18.1	18.9	20.2
	S/T	0.89	0.86	0.77	0.63	0.92	0.89	0.80	0.65	0.95	0.91	0.82	0.67	0.98	0.94	0.85	0.69	1.00	0.98	0.88	0.72	1.00	0.99	0.89	0.72
	ΔT	29	28	27	23	29	28	27	23	29	28	27	23	29	29	27	23	28	28	27	23	26	26	25	22
	kW	1.36	1.39	1.44	1.49	1.48	1.51	1.56	1.62	1.58	1.62	1.67	1.73	1.67	1.71	1.77	1.83	1.74	1.78	1.85	1.91	1.81	1.85	1.92	1.99
	Amps	5.6	5.8	6.0	6.2	6.1	6.3	6.5	6.7	6.7	6.8	7.1	7.3	7.1	7.3	7.6	7.9	7.6	7.8	8.1	8.4	8.1	8.3	8.6	8.9
720	Hi PR	222	239	252	263	249	268	283	295	283	305	322	336	323	347	367	382	363	390	412	430	401	431	456	475
	Lo PR	105	111	121	129	110	118	128	137	115	122	133	142	121	128	140	149	126	134	147	156	131	139	152	162
	MBh	23.4	23.9	25.0	26.7	22.9	23.3	24.4	26.1	22.4	22.8	23.9	25.5	21.8	22.2	23.3	24.8	20.7	21.1	22.1	23.6	19.2	19.6	20.5	21.9
	S/T	0.92	0.89	0.80	0.65	0.96	0.92	0.83	0.68	0.98	0.95	0.85	0.69	1.00	0.98	0.88	0.72	1.00	1.00	0.91	0.74	1.00	1.00	0.92	0.75
	ΔT	28	27	26	22	28	28	26	23	28	28	26	23	28	28	26	23	26	27	26	22	25	25	24	21
820	kW	1.40	1.43	1.48	1.53	1.52	1.55	1.61	1.66	1.62	1.66	1.72	1.78	1.71	1.75	1.82	1.88	1.79	1.83	1.90	1.97	1.86	1.90	1.97	2.04
	Amps	5.8	6.0	6.2	6.4	6.3	6.5	6.7	6.9	6.9	7.0	7.3	7.6	7.3	7.5	7.8	8.1	7.8	8.0	8.3	8.6	8.3	8.5	8.8	9.2
	Hi PR	229	246	260	271	257	276	292	304	292	314	332	346	333	358	378	394	374	403	425	443	413	445	470	490
	Lo PR	108	115	125	133	114	121	132	141	118	126	137	146	124	132	144	154	130	139	151	161	135	143	157	167
	MBh	24.1	24.6	25.8	27.5	23.6	24.0	25.2	26.9	23.0	23.5	24.6	26.2	22.5	22.9	24.0	25.6	21.3	21.8	22.8	24.3	19.8	20.2	21.1	22.5
85	S/T	0.97	0.93	0.84	0.68	1.00	0.97	0.87	0.71	1.00	0.99	0.90	0.73	1.00	1.00	0.92	0.75	1.00	1.00	0.96	0.78	1.00	1.00	0.97	0.78
	ΔT	26	26	24	21	26	26	25	21	26	26	25	21	25	26	25	22	24	24	25	21	22	23	23	20
	kW	1.41	1.44	1.49	1.55	1.53	1.57	1.62	1.68	1.64	1.67	1.73	1.80	1.73	1.77	1.83	1.90	1.81	1.85	1.92	1.99	1.88	1.92	1.99	2.06
	Amps	5.9	6.0	6.2	6.5	6.4	6.5	6.7	7.0	6.9	7.1	7.3	7.6	7.4	7.6	7.9	8.2	7.9	8.1	8.4	8.7	8.4	8.6	8.9	9.2
	Hi PR	231	249	263	274	259	279	295	307	295	317	335	349	336	361	382	398	378	407	429	448	417	449	474	495
	Lo PR	109	116	126	135	115	122	134	142	120	127	139	148	126	134	146	155	132	140	153	163	136	145	158	168

IDB*: Entering Indoor Dry Bulb Temperature

High and low pressures are measured at the liquid and suction service valves.

Airflow may vary depending on actual ambient conditions and system operation modes.

Shaded area reflects AHRI conditions.

kW = Total system power
Amps = outdoor unit amps

		OUTDOOR AMBIENT TEMPERATURE																												
		65°F				75°F				85°F				95°F				105°F				115°F								
		ENTERING INDOOR WET BULB TEMPERATURE																												
IDB*	AIRFLOW	59	63	67	71	59	63	67	71	59	63	67	71	59	63	67	71	59	63	67	71	59	63	67	71	59	63	67	71	
70	1050	MBh	33.2	34.4	37.7	-	32.4	33.6	36.8	-	31.6	32.8	35.9	-	30.9	32.0	35.0	-	29.3	30.4	33.3	-	27.2	28.1	30.8	-	27.2	28.1	30.8	-
		S/T	0.70	0.59	0.41	-	0.73	0.61	0.42	-	0.75	0.62	0.43	-	0.77	0.64	0.45	-	0.80	0.67	0.46	-	0.81	0.67	0.47	-	0.81	0.67	0.47	-
		ΔT	20	18	13	-	21	18	14	-	21	18	14	-	21	18	14	-	20	18	13	-	19	17	13	-	19	17	13	-
		kW	1.91	1.95	2.01	-	2.06	2.11	2.18	-	2.19	2.24	2.32	-	2.31	2.37	2.45	-	2.42	2.47	2.56	-	2.50	2.56	2.65	-	2.50	2.56	2.65	-
		Amps	7.7	7.9	8.2	-	8.4	8.6	8.9	-	9.1	9.3	9.7	-	9.8	10.0	10.3	-	10.4	10.7	11.0	-	11.0	11.3	11.7	-	11.0	11.3	11.7	-
	1160	Hi-PR	213	230	243	-	240	258	272	-	272	293	310	-	310	334	353	-	349	376	397	-	386	415	438	-	386	415	438	-
		Lo-PR	104	111	121	-	110	117	128	-	114	122	133	-	120	128	139	-	126	134	146	-	130	138	151	-	130	138	151	-
		MBh	33.7	34.9	38.2	-	32.9	34.1	37.4	-	32.1	33.3	36.5	-	31.3	32.5	35.6	-	29.8	30.8	33.8	-	27.6	28.6	31.3	-	27.6	28.6	31.3	-
		S/T	0.73	0.61	0.42	-	0.75	0.63	0.44	-	0.77	0.65	0.45	-	0.80	0.67	0.46	-	0.83	0.69	0.48	-	0.83	0.70	0.48	-	0.83	0.70	0.48	-
		ΔT	19	17	13	-	20	17	13	-	20	17	13	-	20	17	13	-	20	17	13	-	18	16	12	-	18	16	12	-
1350	kW	1.93	1.98	2.04	-	2.09	2.14	2.21	-	2.23	2.28	2.36	-	2.35	2.40	2.48	-	2.45	2.51	2.59	-	2.54	2.60	2.69	-	2.54	2.60	2.69	-	
	Amps	7.9	8.1	8.3	-	8.5	8.7	9.0	-	9.3	9.5	9.8	-	9.9	10.2	10.5	-	10.6	10.8	11.2	-	11.2	11.5	11.9	-	11.2	11.5	11.9	-	
	Hi-PR	217	234	247	-	244	262	277	-	277	298	315	-	316	340	359	-	355	382	404	-	392	422	446	-	392	422	446	-	
	Lo-PR	106	113	123	-	112	119	130	-	116	124	135	-	122	130	142	-	128	136	149	-	132	141	154	-	132	141	154	-	
	MBh	34.7	36.0	39.4	-	33.9	35.1	38.5	-	33.1	34.3	37.6	-	32.3	33.4	36.6	-	30.7	31.8	34.8	-	28.4	29.4	32.2	-	28.4	29.4	32.2	-	
75	1050	S/T	0.76	0.64	0.44	-	0.79	0.66	0.46	-	0.81	0.68	0.47	-	0.84	0.70	0.48	-	0.87	0.72	0.50	-	0.88	0.73	0.51	-	0.88	0.73	0.51	-
		ΔT	18	16	12	-	18	16	12	-	18	16	12	-	18	16	12	-	18	16	12	-	17	15	11	-	17	15	11	-
		kW	1.95	1.99	2.06	-	2.11	2.15	2.23	-	2.25	2.30	2.38	-	2.37	2.42	2.51	-	2.47	2.53	2.62	-	2.56	2.62	2.71	-	2.56	2.62	2.71	-
		Amps	7.9	8.1	8.4	-	8.6	8.8	9.1	-	9.4	9.6	9.9	-	10.0	10.3	10.6	-	10.7	10.9	11.3	-	11.3	11.6	12.0	-	11.3	11.6	12.0	-
		Hi-PR	219	236	249	-	246	265	280	-	280	301	318	-	319	343	362	-	359	386	408	-	396	426	450	-	396	426	450	-
	1160	Lo-PR	107	114	124	-	113	120	131	-	117	125	136	-	123	131	143	-	129	137	150	-	134	142	155	-	134	142	155	-
		MBh	33.7	34.7	37.6	40.4	33.0	33.9	36.7	39.4	32.2	33.1	35.8	38.5	31.4	32.3	35.0	37.5	29.8	30.7	33.2	35.7	27.6	28.4	30.8	33.0	27.6	28.4	30.8	33.0
		S/T	0.80	0.71	0.54	0.35	0.83	0.74	0.56	0.36	0.85	0.76	0.57	0.37	0.87	0.78	0.59	0.38	0.91	0.81	0.61	0.40	0.92	0.82	0.62	0.40	0.92	0.82	0.62	0.40
		ΔT	24	22	18	12	24	22	18	12	24	22	18	12	24	22	18	12	24	22	18	12	22	20	17	12	22	20	17	12
		kW	1.92	1.97	2.03	2.10	2.08	2.12	2.20	2.27	2.21	2.26	2.34	2.42	2.33	2.39	2.47	2.56	2.44	2.49	2.58	2.67	2.53	2.58	2.67	2.77	2.53	2.58	2.67	2.77
1350	Amps	7.8	8.0	8.3	8.6	8.5	8.7	9.0	9.3	9.2	9.4	9.8	10.1	9.9	10.1	10.4	10.8	10.5	10.8	11.1	11.6	11.1	11.4	11.8	12.3	11.1	11.4	11.8	12.3	
	Hi-PR	216	232	245	256	242	260	275	287	275	296	313	326	313	337	356	371	353	379	401	418	390	419	443	462	390	419	443	462	
	Lo-PR	105	112	122	130	111	118	129	137	115	123	134	143	121	129	141	150	127	135	148	157	131	140	153	163	131	140	153	163	
	MBh	34.2	35.3	38.2	41.0	33.5	34.4	37.3	40.0	32.7	33.6	36.4	39.1	31.9	32.8	35.5	38.1	30.3	31.2	33.7	36.2	28.0	28.9	31.2	33.5	28.0	28.9	31.2	33.5	
	S/T	0.83	0.74	0.56	0.36	0.86	0.77	0.58	0.37	0.88	0.79	0.59	0.38	0.91	0.81	0.61	0.39	0.94	0.84	0.64	0.41	0.95	0.85	0.64	0.41	0.95	0.85	0.64	0.41	
75	1160	ΔT	22	21	17	12	23	21	17	12	23	21	17	12	23	21	17	12	23	21	17	12	21	19	16	11	21	19	16	11
		kW	1.95	1.99	2.06	2.13	2.11	2.16	2.23	2.30	2.25	2.30	2.38	2.46	2.37	2.42	2.51	2.59	2.47	2.53	2.62	2.71	2.56	2.62	2.71	2.56	2.62	2.71	2.81	
		Amps	7.9	8.1	8.4	8.7	8.6	8.8	9.1	9.5	9.4	9.6	9.9	10.3	10.0	10.3	10.6	11.0	10.7	10.9	11.3	11.8	11.3	11.6	12.0	12.5	11.3	11.6	12.0	12.5
		Hi-PR	219	236	249	260	246	265	280	292	280	301	318	332	319	343	362	378	359	386	408	425	396	427	450	470	396	427	450	470
		Lo-PR	107	114	124	132	113	120	131	140	117	125	136	145	123	131	143	153	129	138	150	160	134	142	155	165	134	142	155	165
	1350	MBh	35.3	36.3	39.3	42.2	34.5	35.5	38.4	41.2	33.6	34.6	37.5	40.2	32.8	33.8	36.6	39.3	31.2	32.1	34.7	37.3	28.9	29.7	32.2	34.5	28.9	29.7	32.2	34.5
		S/T	0.87	0.78	0.59	0.38	0.90	0.80	0.61	0.39	0.92	0.82	0.62	0.40	0.95	0.85	0.64	0.41	0.99	0.88	0.67	0.43	0.99	0.89	0.67	0.43	0.99	0.89	0.67	0.43
		ΔT	21	19	16	11	21	19	16	11	21	19	16	11	21	20	16	11	21	19	16	11	20	18	15	10	20	18	15	10
		kW	1.97	2.01	2.08	2.15	2.13	2.17	2.25	2.32	2.27	2.32	2.40	2.48	2.39	2.44	2.53	2.62	2.49	2.55	2.64	2.73	2.59	2.65	2.74	2.83	2.59	2.65	2.74	2.83
		Amps	8.0	8.2	8.5	8.8	8.7	8.9	9.2	9.5	9.4	9.7	10.0	10.4	10.1	10.4	10.7	11.1	10.8	11.0	11.4	11.9	11.4	11.7	12.1	12.6	11.4	11.7	12.1	12.6
	Hi-PR	222	238	252	263	249	268	283	295	283	304	321	335	322	347	366	382	362	390	412	429	400	431	455	474	400	431	455	474	
	Lo-PR	108	115	125	134	114	121	133	141	119	126	138	147	125	133	145	154	131	139	152	161	135	144	157	167	135	144	157	167	
IDB**		Shaded area reflects ACCA (TVA) conditions																												
DB**		Entering Indoor Dry Bulb Temperature																												
		kW = Total system power Amps = outdoor unit amps																												

		OUTDOOR AMBIENT TEMPERATURE															105°F					115°F				
		65°F					75°F					85°F					95°F					105°F				
IDB*	AIRFLOW	59	63	67	71	75	59	63	67	71	75	59	63	67	71	75	59	63	67	71	75	59	63	67	71	75
80	1050	MBh	34.3	35.1	37.5	40.1	33.5	34.3	36.6	39.1	41.6	32.7	33.5	35.7	38.2	40.7	31.9	32.6	34.9	37.3	39.8	30.3	31.0	33.1	35.4	38.1
		S/T	0.87	0.82	0.67	0.50	0.91	0.85	0.69	0.52	0.35	0.93	0.87	0.71	0.53	0.37	0.96	0.90	0.73	0.55	0.39	1.00	0.93	0.76	0.57	0.39
		ΔT	26	25	22	18	27	25	22	18	14	27	26	22	18	14	27	26	22	18	14	26	25	22	18	14
		kW	1.94	1.98	2.05	2.12	2.10	2.14	2.21	2.29	2.36	2.23	2.28	2.36	2.44	2.52	2.35	2.41	2.49	2.58	2.66	2.46	2.52	2.60	2.69	2.79
		Amps	7.9	8.1	8.3	8.7	8.5	8.7	9.0	9.4	9.8	9.3	9.5	9.8	10.2	10.6	9.9	10.2	10.5	11.0	11.4	10.6	10.9	11.2	11.7	12.4
		Hi PR	218	234	248	258	244	263	278	290	300	278	299	316	329	341	317	341	360	375	388	356	383	405	422	447
		Lo PR	106	113	123	131	112	119	130	139	147	117	124	135	144	152	122	130	142	151	159	128	137	149	159	164
		MBh	34.9	35.6	38.1	40.7	34.0	34.8	37.2	39.7	42.2	33.2	34.0	36.3	38.8	41.3	32.4	33.1	35.4	37.8	40.3	30.8	31.5	33.6	36.0	38.5
		S/T	0.91	0.85	0.69	0.52	0.94	0.88	0.72	0.54	0.37	0.96	0.90	0.74	0.55	0.39	0.99	0.93	0.76	0.57	0.41	1.00	0.97	0.79	0.59	0.41
		ΔT	25	24	21	17	25	24	21	17	13	25	24	21	17	13	26	24	21	17	13	24	24	21	17	13
1350	1050	kW	1.97	2.01	2.08	2.15	2.13	2.17	2.25	2.32	2.40	2.27	2.32	2.40	2.48	2.56	2.39	2.44	2.53	2.62	2.70	2.50	2.55	2.64	2.73	2.83
		Amps	8.0	8.2	8.5	8.8	8.7	8.9	9.2	9.5	9.8	9.4	9.7	10.0	10.4	10.8	10.1	10.4	10.7	11.1	11.5	10.8	11.0	11.4	11.9	12.6
		Hi PR	222	238	252	263	249	268	283	295	304	283	304	321	335	349	322	347	366	382	396	362	390	412	429	449
		Lo PR	108	115	125	134	114	121	133	141	149	119	126	138	147	155	125	133	145	154	162	131	139	152	162	167
		MBh	35.9	36.7	39.2	41.9	35.1	35.8	38.3	40.9	43.4	34.2	35.0	37.4	40.0	42.5	33.4	34.1	36.5	39.0	41.5	31.7	32.4	34.6	37.0	39.4
		S/T	0.95	0.89	0.73	0.54	1.00	0.92	0.75	0.56	0.39	1.00	0.95	0.77	0.58	0.41	1.00	0.90	0.73	0.55	0.39	1.00	0.93	0.75	0.57	0.39
		ΔT	23	22	19	15	24	23	20	16	12	23	23	20	16	12	23	23	20	16	12	22	22	19	16	12
		kW	1.98	2.03	2.09	2.17	2.14	2.19	2.27	2.34	2.42	2.29	2.34	2.42	2.50	2.58	2.41	2.47	2.55	2.64	2.72	2.52	2.58	2.66	2.76	2.86
		Amps	8.1	8.3	8.6	8.9	8.8	9.0	9.3	9.6	9.9	9.5	9.8	10.1	10.5	10.9	10.2	10.5	10.8	11.2	11.6	10.9	11.2	11.5	12.0	12.7
		Hi PR	224	241	254	265	251	270	285	298	307	286	307	325	339	353	325	350	370	386	399	366	394	416	434	459
		Lo PR	109	116	127	135	115	123	134	143	151	120	127	139	148	156	126	134	146	156	164	132	140	153	163	169

		OUTDOOR AMBIENT TEMPERATURE															105°F					115°F				
		65°F					75°F					85°F					95°F					105°F				
IDB*	AIRFLOW	59	63	67	71	75	59	63	67	71	75	59	63	67	71	75	59	63	67	71	75	59	63	67	71	75
85	1050	MBh	34.9	35.6	37.3	39.8	34.1	34.8	36.4	38.9	41.4	33.3	34.0	35.6	37.9	40.4	32.5	33.1	34.7	37.0	39.5	30.9	31.5	33.0	35.2	38.6
		S/T	0.92	0.88	0.80	0.65	0.95	0.92	0.83	0.67	0.50	0.97	0.94	0.85	0.69	0.52	1.00	0.97	0.88	0.71	0.54	1.00	1.00	0.91	0.74	0.57
		ΔT	28	28	26	23	28	28	26	23	20	28	28	26	23	20	26	27	25	22	19	27	28	26	23	21
		kW	1.95	2.00	2.06	2.13	2.11	2.16	2.23	2.31	2.39	2.25	2.30	2.38	2.46	2.54	2.38	2.43	2.51	2.60	2.68	2.48	2.54	2.62	2.72	2.82
		Amps	8.0	8.2	8.4	8.7	8.6	8.8	9.1	9.5	9.8	9.4	9.6	9.9	10.3	10.7	10.0	10.3	10.6	11.1	11.6	10.7	11.0	11.3	11.8	12.5
		Hi PR	220	237	250	261	247	266	281	293	302	281	302	319	333	342	320	344	363	379	393	360	387	409	426	452
		Lo PR	107	114	125	133	113	121	132	140	148	118	125	137	146	154	124	132	144	153	161	130	138	151	160	166
		MBh	35.5	36.2	37.9	40.4	34.6	35.3	37.0	39.5	42.0	33.8	34.5	36.1	38.5	41.0	33.0	33.6	35.2	37.6	40.1	31.3	31.9	33.5	35.7	39.0
		S/T	0.95	0.92	0.83	0.67	0.98	0.95	0.86	0.70	0.53	1.00	0.97	0.88	0.71	0.54	1.00	0.90	0.73	0.55	0.39	1.00	0.93	0.75	0.57	0.39
		ΔT	27	26	25	21	27	27	25	22	19	27	27	25	22	19	26	27	25	22	19	25	25	22	23	20
1350	1050	kW	1.98	2.03	2.09	2.17	2.14	2.19	2.27	2.34	2.42	2.29	2.34	2.42	2.50	2.58	2.41	2.47	2.55	2.64	2.72	2.52	2.58	2.66	2.76	2.86
		Amps	8.1	8.3	8.6	8.9	8.8	9.0	9.3	9.6	9.9	9.5	9.8	10.1	10.5	10.9	10.2	10.5	10.8	11.2	11.6	10.9	11.2	11.5	12.0	12.7
		Hi PR	224	241	254	265	251	270	285	298	307	286	307	325	339	353	325	350	370	386	399	366	394	416	434	459
		Lo PR	109	116	127	135	115	123	134	143	151	120	127	139	148	156	126	134	146	156	164	132	140	153	163	169
		MBh	36.5	37.2	39.0	41.6	35.7	36.4	38.1	40.6	43.1	34.8	35.5	37.2	39.7	42.2	34.0	34.6	36.3	38.7	41.2	32.3	32.9	34.5	36.8	39.9
		S/T	1.00	0.96	0.87	0.70	1.00	0.96	0.87	0.70	0.53	1.00	0.97	0.88	0.71	0.54	1.00	0.90	0.73	0.55	0.39	1.00	0.93	0.75	0.57	0.39
		ΔT	25	24	23	20	24	24	22	19	16	24	24	22	19	16	23	24	22	19	16	22	22	23	20	19
		kW	2.00	2.04	2.11	2.18	2.16	2.21	2.29	2.36	2.44	2.30	2.36	2.44	2.52	2.60	2.43	2.49	2.57	2.66	2.74	2.54	2.60	2.69	2.78	2.88
		Amps	8.2	8.4	8.6	9.0	8.8	9.1	9.4	9.7	10.0	9.6	9.9	10.2	10.6	11.0	10.3	10.6	10.9	11.3	11.7	11.0	11.3	11.6	12.1	12.8
		Hi PR	226	243	257	268	254	273	288	301	310	288	310	328	342	356	329	354	373	389	403	370	398	420	438	464
		Lo PR	110	117	128	136	116	124	135	144	152	121	129	141	150	158	127	135	148	157	165	133	142	155	165	170

IDB*: Entering Indoor Dry Bulb Temperature
 High and low pressures are measured at the liquid and suction service valves.
 Airflow may vary depending on actual ambient conditions and system operation modes.

Shaded area reflects AHRI conditions
 kW = Total system power
 Amps = outdoor unit amps

		OUTDOOR AMBIENT TEMPERATURE																							
		65°F				75°F				85°F				95°F				105°F				115°F			
		ENTERING INDOOR WET BULB TEMPERATURE																							
IDB*	AIRFLOW	59	63	67	71	59	63	67	71	59	63	67	71	59	63	67	71	59	63	67	71	59	63	67	71
70	MBh	43.6	45.2	49.5	-	42.6	44.1	48.3	-	41.5	43.1	47.2	-	40.5	42.0	46.0	-	38.5	39.9	43.7	-	35.7	37.0	40.5	-
	S/T	0.69	0.57	0.40	-	0.71	0.59	0.41	-	0.73	0.61	0.42	-	0.75	0.63	0.44	-	0.78	0.65	0.45	-	0.79	0.66	0.46	-
	ΔT	21	18	14	-	21	19	14	-	21	19	14	-	22	19	14	-	21	18	14	-	20	17	13	-
	kW	2.71	2.76	2.85	-	2.92	2.98	3.08	-	3.11	3.18	3.29	-	3.28	3.35	3.46	-	3.42	3.50	3.62	-	3.54	3.62	3.75	-
	Amps	10.9	11.2	11.6	-	11.8	12.1	12.5	-	12.9	13.2	13.6	-	13.8	14.1	14.6	-	14.7	15.0	15.5	-	15.5	15.9	16.5	-
75	Hi-PR	219	236	249	-	246	264	279	-	279	301	318	-	318	343	362	-	358	385	407	-	396	426	450	-
	Lo-PR	103	110	120	-	109	116	127	-	113	121	132	-	119	127	138	-	125	133	145	-	129	137	150	-
	MBh	44.2	45.9	50.2	-	43.2	44.8	49.1	-	42.2	43.7	47.9	-	41.2	42.7	46.7	-	39.1	40.5	44.4	-	36.2	37.5	41.1	-
	S/T	0.71	0.60	0.41	-	0.74	0.62	0.43	-	0.76	0.63	0.44	-	0.78	0.65	0.45	-	0.81	0.68	0.47	-	0.82	0.68	0.47	-
	ΔT	20	17	13	-	20	18	13	-	20	18	13	-	21	18	13	-	20	18	13	-	19	16	12	-
1440	kW	2.74	2.80	2.90	-	2.96	3.03	3.13	-	3.15	3.23	3.33	-	3.32	3.40	3.52	-	3.47	3.55	3.67	-	3.59	3.68	3.80	-
	Amps	11.1	11.4	11.7	-	12.0	12.3	12.7	-	13.1	13.4	13.8	-	14.0	14.3	14.8	-	14.9	15.3	15.8	-	15.8	16.2	16.7	-
	Hi-PR	223	240	253	-	250	269	284	-	284	306	323	-	324	348	368	-	364	392	414	-	403	433	457	-
	Lo-PR	105	112	122	-	111	118	129	-	115	123	134	-	121	129	141	-	127	135	147	-	131	140	152	-
	MBh	44.7	46.3	50.7	-	43.6	45.2	49.6	-	42.6	44.2	48.4	-	41.6	43.1	47.2	-	39.5	40.9	44.8	-	36.6	37.9	41.5	-
1580	S/T	0.73	0.61	0.42	-	0.75	0.63	0.44	-	0.77	0.65	0.45	-	0.80	0.67	0.46	-	0.83	0.69	0.48	-	0.83	0.70	0.48	-
	ΔT	19	16	12	-	19	17	13	-	19	17	13	-	19	17	13	-	19	16	12	-	18	15	12	-
	kW	2.75	2.81	2.90	-	2.97	3.04	3.14	-	3.16	3.23	3.34	-	3.33	3.41	3.52	-	3.48	3.56	3.68	-	3.60	3.69	3.81	-
	Amps	11.1	11.4	11.8	-	12.0	12.3	12.8	-	13.1	13.4	13.9	-	14.0	14.4	14.9	-	14.9	15.3	15.8	-	15.8	16.2	16.8	-
	Hi-PR	223	240	254	-	251	270	285	-	285	307	324	-	325	350	369	-	365	393	415	-	404	434	459	-
1300	Lo-PR	105	112	122	-	111	118	129	-	116	123	134	-	121	129	141	-	127	135	148	-	132	140	153	-
	MBh	44.3	45.6	49.4	53.0	43.3	44.6	48.2	51.8	42.3	43.5	47.1	50.5	41.2	42.4	45.9	49.3	39.2	40.3	43.6	46.8	36.3	37.3	40.4	43.4
	S/T	0.78	0.70	0.53	0.34	0.81	0.72	0.55	0.35	0.83	0.74	0.56	0.36	0.86	0.77	0.58	0.37	0.89	0.80	0.60	0.39	0.90	0.80	0.61	0.39
	ΔT	24	23	18	13	25	23	19	13	25	23	19	13	25	23	19	13	25	23	19	13	23	21	17	12
	kW	2.73	2.79	2.88	2.97	2.94	3.01	3.11	3.21	3.14	3.21	3.31	3.43	3.31	3.38	3.49	3.61	3.45	3.53	3.65	3.77	3.57	3.65	3.78	3.91
1440	Amps	11.0	11.3	11.7	12.1	11.9	12.2	12.6	13.1	13.0	13.3	13.8	14.3	13.9	14.2	14.7	15.3	14.8	15.2	15.7	16.3	15.7	16.1	16.6	17.3
	Hi-PR	221	238	251	262	248	267	282	294	282	304	321	335	322	346	365	381	362	389	411	429	400	430	454	474
	Lo-PR	104	111	121	129	110	117	128	136	114	122	133	142	120	128	140	149	126	134	146	156	130	139	151	161
	MBh	45.0	46.3	50.1	53.8	43.9	45.2	49.0	52.6	42.9	44.2	47.8	51.3	41.9	43.1	46.6	50.1	39.8	40.9	44.3	47.6	36.8	37.9	41.0	44.0
	S/T	0.81	0.72	0.55	0.35	0.84	0.75	0.57	0.37	0.86	0.77	0.58	0.37	0.89	0.79	0.60	0.39	0.92	0.82	0.62	0.40	0.93	0.83	0.63	0.41
1580	ΔT	23	21	18	12	24	22	18	12	24	22	18	12	24	22	18	12	23	22	18	12	22	20	16	11
	kW	2.77	2.83	2.92	3.02	2.99	3.05	3.16	3.26	3.18	3.25	3.36	3.48	3.35	3.43	3.55	3.67	3.50	3.58	3.70	3.83	3.63	3.71	3.84	3.97
	Amps	11.2	11.5	11.9	12.3	12.1	12.4	12.8	13.3	13.2	13.5	14.0	14.5	14.1	14.5	15.0	15.5	15.0	15.4	15.9	16.6	15.9	16.3	16.9	17.6
	Hi-PR	225	242	256	267	253	272	287	299	287	309	326	340	327	352	372	388	368	396	418	436	407	438	462	482
	Lo-PR	106	113	123	131	112	119	130	139	116	124	135	144	122	130	142	151	128	136	149	159	133	141	154	164
75	MBh	45.4	46.8	50.6	54.3	44.4	45.7	49.5	53.1	43.3	44.6	48.3	51.8	42.3	43.5	47.1	50.6	40.2	41.3	44.8	48.0	37.2	38.3	41.5	44.5
	S/T	0.83	0.74	0.56	0.36	0.86	0.77	0.58	0.37	0.88	0.79	0.59	0.38	0.91	0.81	0.61	0.39	0.94	0.84	0.64	0.41	0.95	0.85	0.64	0.41
	ΔT	22	20	16	11	22	20	17	12	22	20	17	12	22	21	17	12	22	20	17	11	21	19	15	11
	kW	2.77	2.83	2.93	3.02	2.99	3.06	3.16	3.27	3.19	3.26	3.37	3.49	3.36	3.44	3.56	3.68	3.51	3.59	3.71	3.84	3.63	3.72	3.85	3.98
	Amps	11.2	11.5	11.9	12.3	12.2	12.5	12.9	13.4	13.2	13.6	14.0	14.6	14.2	14.5	15.0	15.6	15.1	15.5	16.0	16.6	16.0	16.4	17.0	17.6
1580	Hi-PR	226	243	257	268	253	273	288	300	288	310	327	341	328	353	373	389	369	397	419	438	408	439	463	483
	Lo-PR	106	113	124	132	112	120	131	139	117	124	136	144	123	131	142	152	129	137	149	159	133	141	154	165
	Shaded area reflects ACCA (TVA) conditions																kW = Total system power Amps = outdoor unit amps								
	DB*: Entering Indoor Dry Bulb Temperature																								
	High and low pressures are measured at the liquid and suction service valves. Flow may vary depending on actual ambient conditions and system operation modes.																								

		OUTDOOR AMBIENT TEMPERATURE																								
		65°F				75°F				85°F				95°F				105°F				115°F				
IDB*	AIRFLOW	59	63	67	71	59	63	67	71	59	63	67	71	59	63	67	71	59	63	67	71	59	63	67	71	
80	1300	MBh	45.1	46.1	49.2	52.6	44.1	45.0	48.1	51.4	43.0	43.9	46.9	50.2	42.0	42.9	45.8	49.0	39.9	40.7	43.5	46.5	36.9	37.7	40.3	43.1
		S/T	0.86	0.80	0.65	0.49	0.89	0.83	0.68	0.51	0.91	0.85	0.70	0.52	0.94	0.88	0.72	0.54	0.98	0.92	0.74	0.56	0.98	0.92	0.75	0.56
		ΔT	27	26	23	18	28	27	23	18	28	27	23	18	28	27	23	19	28	26	23	18	26	25	21	17
		kW	2.75	2.81	2.90	3.00	2.97	3.04	3.14	3.24	3.16	3.23	3.34	3.46	3.33	3.41	3.52	3.65	3.48	3.56	3.68	3.81	3.60	3.69	3.81	3.95
		Amps	11.1	11.4	11.8	12.2	12.0	12.3	12.8	13.2	13.1	13.4	13.9	14.4	14.0	14.4	14.9	15.4	14.9	15.3	15.8	16.4	15.8	16.2	16.8	17.4
		Hi-PR	223	240	254	265	251	270	285	297	285	307	324	338	325	350	369	385	365	393	415	433	404	434	459	479
	Lo-PR	105	112	122	130	111	118	129	138	116	123	134	143	121	129	141	150	127	135	148	157	132	140	153	163	
	1440	MBh	45.8	46.8	50.0	53.4	44.7	45.7	48.8	52.2	43.7	44.6	47.7	51.0	42.6	43.5	46.5	49.7	40.5	41.3	44.2	47.2	37.5	38.3	40.9	43.7
		S/T	0.89	0.83	0.68	0.51	0.92	0.86	0.70	0.53	0.94	0.89	0.72	0.54	0.97	0.91	0.74	0.56	1.00	0.95	0.77	0.58	1.00	0.96	0.78	0.58
		ΔT	26	25	22	17	26	25	22	18	26	25	22	18	27	25	22	18	26	25	22	17	24	23	20	16
kW		2.79	2.85	2.94	3.04	3.01	3.08	3.18	3.29	3.21	3.28	3.39	3.51	3.38	3.46	3.58	3.70	3.53	3.61	3.73	3.86	3.66	3.74	3.87	4.01	
Amps		11.3	11.6	12.0	12.4	12.2	12.5	13.0	13.5	13.3	13.6	14.1	14.6	14.2	14.6	15.1	15.7	15.2	15.6	16.1	16.7	16.1	16.5	17.1	17.7	
Hi-PR		227	245	258	269	255	275	290	302	290	312	330	344	330	356	376	392	372	400	422	441	411	442	467	487	
Lo-PR	107	114	124	133	113	120	131	140	118	125	137	145	124	131	144	153	129	138	150	160	134	142	156	166		
1580	MBh	46.2	47.3	50.5	54.0	45.2	46.2	49.3	52.7	44.1	45.1	48.1	51.5	43.0	44.0	47.0	50.2	40.9	41.8	44.6	47.7	37.9	38.7	41.3	44.2	
	S/T	0.91	0.85	0.69	0.52	0.94	0.88	0.72	0.54	0.96	0.90	0.74	0.55	1.00	0.93	0.76	0.57	1.00	0.97	0.79	0.59	1.00	0.98	0.79	0.59	
	ΔT	24	23	20	16	25	24	21	16	25	24	21	16	25	24	21	17	24	24	20	16	22	22	19	15	
	kW	2.80	2.86	2.95	3.05	3.02	3.09	3.19	3.30	3.22	3.29	3.40	3.52	3.39	3.47	3.59	3.71	3.54	3.62	3.74	3.87	3.67	3.75	3.88	4.02	
	Amps	11.3	11.6	12.0	12.5	12.3	12.6	13.0	13.5	13.4	13.7	14.1	14.7	14.3	14.6	15.1	15.7	15.2	15.6	16.1	16.8	16.1	16.5	17.1	17.8	
	Hi-PR	228	245	259	270	256	275	291	303	291	313	331	345	331	357	377	393	373	401	424	442	412	443	468	488	
Lo-PR	107	114	125	133	114	121	132	140	118	126	137	146	124	132	144	153	130	138	151	161	134	143	156	166		

85	1300	MBh	45.9	46.8	49.0	52.3	44.8	45.7	47.9	51.1	43.8	44.6	46.7	49.8	42.7	43.5	45.6	48.6	40.6	41.3	43.3	46.2	37.6	38.3	40.1	42.8
		S/T	0.90	0.87	0.78	0.63	0.93	0.90	0.81	0.66	0.95	0.92	0.83	0.67	0.99	0.95	0.86	0.70	1.00	0.99	0.89	0.72	1.00	1.00	0.90	0.73
		ΔT	29	29	27	23	30	29	27	24	30	29	27	24	30	29	28	24	29	29	27	24	27	27	25	22
		kW	2.77	2.83	2.93	3.02	2.99	3.06	3.16	3.27	3.19	3.26	3.37	3.49	3.36	3.44	3.55	3.68	3.51	3.59	3.71	3.84	3.63	3.72	3.85	3.98
		Amps	11.2	11.5	11.9	12.3	12.2	12.5	12.9	13.4	13.2	13.6	14.0	14.5	14.2	14.5	15.0	15.6	15.1	15.5	16.0	16.6	16.0	16.4	17.0	17.6
		Hi PR	226	243	256	268	253	273	288	300	288	310	327	341	328	353	373	389	369	397	419	437	408	439	463	483
		Lo PR	106	113	124	132	112	120	131	139	117	124	136	144	123	131	142	152	129	137	149	159	133	141	154	164
		MBh	46.6	47.5	49.7	53.1	45.5	46.4	48.6	51.8	44.4	45.3	47.4	50.6	43.3	44.2	46.3	49.4	41.2	42.0	44.0	46.9	38.1	38.9	40.7	43.4
		S/T	0.93	0.90	0.81	0.66	0.97	0.93	0.84	0.68	0.99	0.96	0.86	0.70	1.00	0.99	0.89	0.72	1.00	1.00	0.92	0.75	1.00	1.00	0.93	0.76
		ΔT	28	27	26	22	28	28	26	23	28	28	26	23	28	28	26	23	26	27	26	22	24	25	24	21
1580	1440	kW	2.81	2.87	2.97	3.07	3.04	3.11	3.21	3.32	3.24	3.31	3.42	3.54	3.41	3.49	3.61	3.73	3.56	3.64	3.77	3.90	3.69	3.77	3.90	4.04
		Amps	11.4	11.7	12.1	12.5	12.4	12.7	13.1	13.6	13.4	13.8	14.2	14.8	14.4	14.7	15.2	15.8	15.3	15.7	16.2	16.9	16.3	16.7	17.2	17.9
		Hi PR	230	247	261	272	258	277	293	305	293	315	333	347	334	359	379	396	375	404	427	445	415	446	471	492
		Lo PR	108	115	126	134	114	122	133	141	119	126	138	147	125	133	145	154	131	139	152	162	135	144	157	167
		MBh	47.1	48.0	50.2	53.6	46.0	46.8	49.1	52.3	44.9	45.7	47.9	51.1	43.8	44.6	46.7	49.9	41.6	42.4	44.4	47.4	38.5	39.3	41.1	43.9
		S/T	0.95	0.92	0.83	0.67	0.98	0.95	0.86	0.70	1.00	0.97	0.88	0.71	1.00	1.00	0.91	0.74	1.00	1.00	0.94	0.76	1.00	1.00	0.95	0.77
		ΔT	26	26	24	21	26	26	24	21	26	26	25	21	25	26	25	21	24	25	24	21	24	23	23	20
		kW	2.82	2.88	2.98	3.08	3.05	3.11	3.22	3.33	3.24	3.32	3.43	3.55	3.42	3.50	3.62	3.74	3.57	3.65	3.78	3.91	3.70	3.78	3.91	4.05
		Amps	11.4	11.7	12.1	12.6	12.4	12.7	13.1	13.6	13.5	13.8	14.3	14.8	14.4	14.8	15.3	15.9	15.4	15.7	16.3	16.9	16.3	16.7	17.3	17.9
		Hi PR	230	248	262	273	258	278	294	306	294	316	334	348	335	360	380	397	377	405	428	446	416	448	473	493
		Lo PR	109	115	126	134	115	122	133	142	119	127	138	147	125	133	145	155	131	140	152	162	136	144	158	168

IDB*: Entering Indoor Dry Bulb Temperature

High and low pressures are measured at the liquid and suction service valves.

Airflow may vary depending on actual ambient conditions and system operation modes.

Shaded area reflects AHRI conditions

kW = Total system power

Amps = outdoor unit amps

		OUTDOOR AMBIENT TEMPERATURE																																															
		65°F								75°F								85°F								95°F								105°F								115°F							
		ENTERING INDOOR WET BULB TEMPERATURE																																															
IDB*	AIRFLOW	59	63	67	71	59	63	67	71	59	63	67	71	59	63	67	71	59	63	67	71	59	63	67	71	59	63	67	71	59	63	67	71																
70	1390	MBh	53.3	54.1	55.7	-	52.8	53.6	55.2	-	51.4	52.2	53.8	-	49.0	49.8	51.4	-	46.1	46.9	48.4	-	43.4	44.2	45.8	-	40.0	40.8	42.4	-	37.5	38.3	39.9	-															
		S/T	0.58	0.50	0.37	-	0.58	0.51	0.38	-	0.61	0.53	0.40	-	0.63	0.55	0.42	-	1.00	0.57	0.44	-	1.00	0.62	0.49	-	1.00	0.57	0.44	-	1.00	0.62	0.49	-															
		ΔT	21	19	15	-	21	19	15	-	21	19	15	-	21	19	15	-	20	18	15	-	21	20	16	-	20	18	15	-	21	20	16	-															
		kW	3.14	3.14	3.13	-	3.57	3.56	3.56	-	4.04	4.04	4.03	-	4.55	4.55	4.54	-	5.12	5.12	5.11	-	5.79	5.79	5.78	-	6.46	6.46	6.45	-	7.14	7.14	7.13	-															
		Amps	12.2	12.2	12.2	-	14.1	14.0	14.0	-	16.1	16.1	16.1	-	18.3	18.3	18.3	-	20.8	20.8	20.8	-	23.7	23.7	23.7	-	26.6	26.6	26.6	-	29.5	29.5	29.5	-															
		Hi-PR	254	255	257	-	294	295	297	-	336	337	339	-	382	383	384	-	430	431	433	-	482	484	485	-	530	531	532	-	578	579	580	-															
70	1630	Lo-PR	120	121	124	-	127	128	131	-	133	135	138	-	139	140	143	-	144	145	149	-	151	152	155	-	153	154	157	-	155	157	160	-															
		MBh	54.1	54.9	56.5	-	53.6	54.4	56.0	-	52.2	53.0	54.6	-	49.8	50.6	52.2	-	46.9	47.7	49.3	-	44.2	45.0	46.6	-	40.0	40.8	42.4	-	37.5	38.3	39.9	-															
		S/T	0.65	0.58	0.44	-	0.66	0.58	0.45	-	0.68	0.61	0.47	-	0.70	0.63	0.49	-	1.00	0.65	0.51	-	1.00	0.70	0.56	-	1.00	0.65	0.51	-	1.00	0.70	0.56	-															
		ΔT	19	17	14	-	19	17	14	-	19	18	14	-	19	17	14	-	19	17	14	-	20	18	15	-	20	18	15	-	21	19	16	-															
		kW	3.17	3.17	3.16	-	3.59	3.59	3.58	-	4.07	4.06	4.06	-	4.58	4.57	4.57	-	5.15	5.14	5.14	-	5.82	5.81	5.81	-	6.46	6.46	6.45	-	7.14	7.14	7.13	-															
		Amps	12.3	12.3	12.3	-	14.2	14.2	14.1	-	16.2	16.2	16.2	-	18.4	18.4	18.4	-	20.9	20.9	20.9	-	23.8	23.8	23.8	-	26.6	26.6	26.6	-	29.5	29.5	29.5	-															
1870	1870	Hi-PR	257	258	259	-	297	298	300	-	339	340	342	-	384	385	387	-	433	434	436	-	485	486	488	-	530	531	532	-	578	579	580	-															
		Lo-PR	122	123	126	-	129	130	134	-	135	137	140	-	141	142	145	-	146	148	151	-	153	154	157	-	155	157	160	-	155	157	160	-															
		MBh	55.1	55.9	57.5	-	54.6	55.4	57.0	-	53.3	54.0	55.6	-	50.9	51.6	53.2	-	47.9	48.7	50.3	-	45.2	46.0	47.6	-	40.0	40.8	42.4	-	37.5	38.3	39.9	-															
		S/T	0.69	0.61	0.48	-	0.69	0.62	0.49	-	0.72	0.64	0.51	-	0.74	0.66	0.53	-	1.00	0.68	0.55	-	1.00	0.73	0.60	-	1.00	0.68	0.55	-	1.00	0.73	0.60	-															
		ΔT	18	16	13	-	18	16	13	-	18	16	13	-	18	16	13	-	18	16	12	-	19	17	14	-	19	17	14	-	20	18	15	-															
		kW	3.19	3.19	3.18	-	3.62	3.61	3.60	-	4.09	4.08	4.08	-	4.60	4.59	4.59	-	5.17	5.17	5.16	-	5.84	5.84	5.83	-	6.46	6.46	6.45	-	7.14	7.14	7.13	-															
75	1390	Amps	12.4	12.4	12.4	-	14.3	14.3	14.2	-	16.3	16.3	16.3	-	18.5	18.5	18.5	-	21.0	21.0	21.0	-	23.9	23.9	23.9	-	26.6	26.6	26.6	-	29.5	29.5	29.5	-															
		Hi-PR	259	260	262	-	299	300	302	-	341	342	344	-	387	388	389	-	435	436	438	-	488	489	490	-	530	531	532	-	578	579	580	-															
		Lo-PR	124	125	129	-	131	133	136	-	138	139	142	-	143	145	148	-	148	150	153	-	155	157	160	-	155	157	160	-	155	157	160	-															
		MBh	53.3	54.1	55.7	58.1	52.9	53.6	55.2	57.6	51.5	52.2	53.8	56.2	49.1	49.8	51.4	53.8	46.1	46.9	48.5	50.9	43.4	44.2	45.8	48.2	40.0	40.8	42.4	44.8	45.6	47.2	49.6																
		S/T	0.70	0.63	0.50	0.36	0.71	0.64	0.50	0.36	1.00	0.66	0.53	0.39	1.00	0.68	0.55	0.41	1.00	0.70	0.57	0.43	1.00	0.75	0.62	0.48	1.00	0.66	0.53	0.39	1.00	0.75	0.62	0.48															
		ΔT	25	23	19	16	25	23	19	16	25	23	20	16	25	23	19	16	24	23	19	15	26	24	20	17	26	24	20	17	26	24	20	17															
75	1630	kW	3.14	3.14	3.13	3.16	3.56	3.56	3.55	3.59	4.04	4.03	4.03	4.06	4.55	4.54	4.54	4.57	5.12	5.11	5.11	5.14	5.79	5.78	5.78	5.81	6.46	6.46	6.45	7.14	7.14	7.13	7.16																
		Amps	12.2	12.2	12.2	12.3	14.0	14.0	14.0	14.1	16.1	16.1	16.1	16.2	18.3	18.3	18.3	18.4	20.8	20.8	20.8	20.9	23.7	23.7	23.7	23.8	26.6	26.6	26.6	29.5	29.5	29.5	29.6																
		Hi-PR	254	255	257	262	294	296	297	302	336	338	339	344	382	383	385	389	431	432	433	438	483	484	486	490	530	531	532	578	579	580	581																
		Lo-PR	120	121	124	129	127	128	131	137	133	135	138	143	139	140	143	148	144	146	149	154	151	152	155	160	153	154	157	160	155	157	160																
		MBh	54.1	54.9	56.5	58.9	53.7	54.4	56.0	58.5	52.3	53.0	54.6	57.1	49.9	50.6	52.2	54.7	46.9	47.7	49.3	51.7	44.3	45.0	46.6	49.1	40.0	40.8	42.4	44.8	45.6	47.2	49.6																
		S/T	0.78	0.70	0.57	0.43	0.78	0.71	0.58	0.44	1.00	0.73	0.60	0.46	1.00	0.75	0.62	0.48	1.00	0.77	0.64	0.50	1.00	0.82	0.69	0.55	1.00	0.66	0.53	0.39	1.00	0.82	0.69	0.55															
75	1630	ΔT	23	22	18	14	23	21	18	14	24	22	18	15	23	21	18	14	23	21	18	14	24	22	19	15	26	24	20	17	26	24	20	17															
		kW	3.17	3.17	3.16	3.19	3.59	3.59	3.58	3.61	4.06	4.06	4.05	4.08	4.57	4.57	4.56	4.60	5.14	5.14	5.13	5.17	5.81	5.81	5.80	5.84	6.46	6.46	6.45	7.14	7.14	7.13	7.16																
		Amps	12.3	12.3	12.3	12.4	14.2	14.1	14.1	14.3	16.2	16.2	16.2	16.3	18.4	18.4	18.4	18.5	20.9	20.9	20.9	21.0	23.8	23.8	23.8	23.9	26.6	26.6	26.6	29.5	29.5	29.5	29.6																
		Hi-PR	257	258	260	264	297	298	300	304	339	340	342	346	384	385	387	392	433	434	436	440	485	486	488	493	530	531	532	578	579	580	581																
		Lo-PR	122	123	126	131	129	130	134	139	135	137	140	145	141	142	145	150	146	148	151	156	153	154	157	162	153	154	157	160	155	157	160																
		MBh	55.2	55.9	57.5	59.9	54.7	55.4	57.0	59.5	53.3	54.0	55.6	58.1	50.9	51.6	53.2	55.7	48.0	48.7	50.3	52.7	45.3	46.0	47.6	50.1	40.0	40.8	42.4	44.8	45.6	47.2	49.6																
1870	1870	S/T	0.81	0.74	0.61	0.47	0.82	0.74	0.61	0.47	1.00	0.77	0.64	0.50	1.00	0.79	0.66	0.52	1.00	0.81	0.68	0.54	1.00	1.00	0.73	0.59	1.00	0.66	0.53	0.39	1.00	1.00	0.73	0.59															
		ΔT	22	20	17	13	22	20	17	13	22	21	17	13	22	20	17	13	22	20	17	13	23	21	18	14	26	24	20	17	26	24	20	17															
		kW	3.19	3.19	3.18	3.21	3.61	3.61	3.60																																								

		OUTDOOR AMBIENT TEMPERATURE																115°F			
		65°F				75°F				85°F				95°F				105°F			
IDB*	AIRFLOW	59	63	67	71	59	63	67	71	59	63	67	71	59	63	67	71	59	63	67	71
80	MBh	53.6	54.4	56.0	58.4	53.1	53.9	55.5	57.9	51.7	52.5	54.1	56.5	49.3	50.1	51.7	54.1	46.4	47.2	48.8	51.2
	S/T	0.83	0.75	0.62	0.48	1.00	0.76	0.63	0.49	1.00	0.78	0.65	0.51	1.00	0.80	0.67	0.53	1.00	1.00	0.69	0.55
	ΔT	29	27	24	20	29	27	23	20	29	27	24	20	29	27	23	20	29	27	23	20
	kW	3.14	3.14	3.13	3.17	3.57	3.56	3.56	3.59	4.04	4.04	4.03	4.06	4.55	4.55	4.54	4.57	5.12	5.12	5.11	5.14
	Amps	12.2	12.2	12.2	12.3	14.1	14.0	14.0	14.2	16.1	16.1	16.1	16.2	18.3	18.3	18.3	18.4	20.8	20.8	20.8	20.9
	Hi PR	255	256	258	262	295	296	298	302	337	338	340	344	382	383	385	390	431	432	434	438
	Lo PR	120	122	125	130	127	129	132	137	134	135	138	144	139	141	144	149	145	146	149	154
	MBh	54.4	55.2	56.8	59.2	53.9	54.7	56.3	58.7	52.5	53.3	54.9	57.3	50.2	50.9	52.5	54.9	47.2	48.0	49.6	52.0
	S/T	0.90	0.82	0.69	0.55	1.00	0.83	0.70	0.56	1.00	0.85	0.72	0.58	1.00	0.87	0.74	0.60	1.00	1.00	0.76	0.62
	ΔT	28	26	22	19	28	26	22	18	28	26	22	19	27	26	22	18	27	25	22	18
1630	kW	3.17	3.17	3.16	3.19	3.59	3.59	3.58	3.62	4.07	4.06	4.05	4.09	4.58	4.57	4.57	4.60	5.15	5.14	5.14	5.17
	Amps	12.3	12.3	12.3	12.4	14.2	14.2	14.1	14.3	16.2	16.2	16.2	16.3	18.4	18.4	18.4	18.5	20.9	20.9	20.9	21.0
	Hi PR	257	258	260	265	297	299	300	305	339	341	342	347	385	386	388	392	434	435	437	441
	Lo PR	122	124	127	132	130	131	134	139	136	137	140	146	141	143	146	151	147	148	151	156
	MBh	55.4	56.2	57.8	60.2	55.0	55.7	57.3	59.7	53.6	54.3	55.9	58.3	51.2	51.9	53.5	55.9	48.2	49.0	50.6	53.0
	S/T	1.00	0.86	0.73	0.59	1.00	0.87	0.73	0.59	1.00	0.89	0.76	0.62	1.00	0.91	0.78	0.64	1.00	1.00	0.80	0.66
	ΔT	26	25	21	17	26	25	21	17	27	25	21	18	26	24	21	17	26	24	21	17
	kW	3.19	3.19	3.18	3.21	3.61	3.61	3.60	3.64	4.09	4.08	4.08	4.11	4.60	4.59	4.59	4.62	5.17	5.16	5.16	5.19
	Amps	12.4	12.4	12.4	12.5	14.3	14.2	14.2	14.4	16.3	16.3	16.3	16.4	18.5	18.5	18.5	18.6	21.0	21.0	21.0	21.1
	Hi PR	260	261	263	267	300	301	303	307	342	343	345	349	387	388	390	395	436	437	439	443
	Lo PR	125	126	129	134	132	133	136	142	138	140	143	148	144	145	148	153	149	150	153	159
1870	MBh	54.5	55.3	56.9	59.3	54.0	54.8	56.4	58.8	52.6	53.4	55.0	57.4	50.2	51.0	52.6	55.0	47.3	48.1	49.7	52.1
	S/T	1.00	0.85	0.72	0.58	1.00	0.86	0.72	0.59	1.00	1.00	0.75	0.61	1.00	1.00	0.77	0.63	1.00	1.00	0.79	0.65
	ΔT	33	31	27	24	33	31	27	24	33	31	27	24	33	31	27	24	32	30	27	23
	kW	3.15	3.15	3.14	3.17	3.58	3.57	3.56	3.60	4.05	4.04	4.04	4.07	4.56	4.55	4.55	4.58	5.13	5.13	5.12	5.15
	Amps	12.3	12.2	12.2	12.3	14.1	14.1	14.0	14.2	16.1	16.1	16.1	16.2	18.4	18.4	18.3	18.5	20.8	20.8	20.8	20.9
	Hi PR	256	257	259	263	296	297	299	303	338	339	341	345	383	385	386	391	432	433	435	440
	Lo PR	122	123	127	132	129	131	134	139	136	137	140	145	141	143	146	151	146	148	151	156
	MBh	55.3	56.1	57.7	60.1	54.8	55.6	57.2	59.6	53.4	54.2	55.8	58.2	51.1	51.8	53.4	55.8	48.1	48.9	50.5	52.9
	S/T	1.00	0.92	0.79	0.65	1.00	0.93	0.80	0.66	1.00	1.00	0.82	0.68	1.00	1.00	0.84	0.70	1.00	1.00	0.86	0.72
	ΔT	31	29	26	22	31	29	26	22	31	30	26	22	31	29	26	22	31	29	26	22
85	kW	3.18	3.18	3.17	3.20	3.60	3.60	3.59	3.62	4.07	4.07	4.06	4.10	4.58	4.58	4.57	4.61	5.15	5.15	5.14	5.18
	Amps	12.4	12.4	12.3	12.5	14.2	14.2	14.2	14.3	16.3	16.2	16.2	16.4	18.5	18.5	18.4	18.6	21.0	20.9	20.9	21.1
	Hi PR	258	260	261	266	299	300	302	306	341	342	344	348	386	387	389	393	435	436	438	442
	Lo PR	124	126	129	134	131	133	136	141	138	139	142	147	143	145	148	153	148	150	153	158
	MBh	56.3	57.1	58.7	61.1	55.9	56.6	58.2	60.6	54.5	55.2	56.8	59.2	52.1	52.8	54.4	56.8	49.1	49.9	51.5	53.9
	S/T	1.00	0.96	0.83	0.69	1.00	0.97	0.83	0.69	1.00	1.00	0.86	0.72	1.00	1.00	0.88	0.74	1.00	1.00	0.90	0.76
	ΔT	30	28	25	21	30	28	25	21	30	28	25	21	30	28	25	21	30	28	24	21
	kW	3.20	3.20	3.19	3.22	3.62	3.62	3.61	3.64	4.09	4.09	4.08	4.12	4.61	4.60	4.60	4.63	5.18	5.17	5.17	5.20
	Amps	12.5	12.4	12.4	12.6	14.3	14.3	14.3	14.4	16.4	16.3	16.3	16.4	18.6	18.6	18.5	18.7	21.1	21.0	21.0	21.1
	Hi PR	261	262	264	268	301	302	304	308	343	344	346	350	388	390	391	396	437	438	440	445
	Lo PR	126	128	131	136	134	135	138	143	140	142	145	150	145	147	150	155	151	152	155	160

IDB*: Entering Indoor Dry Bulb Temperature

High and low pressures are measured at the liquid and suction service valves.

Airflow may vary depending on actual ambient conditions and system operation modes.

Shaded area reflects AHRI conditions

kW = Total system power

Amps = outdoor unit amps

GVZC200241A* / CA*F3642*6D* + MBVC1200**-1A*+TXV

	OUTDOOR AMBIENT TEMPERATURE																	
	65	60	55	50	47	45	40	35	30	25	20	17	15	10	5	0	-5	-10
MBh	29.7	28.1	26.4	24.7	23.6	22.9	21.2	21.3	18.9	17.5	16.4	15.2	14.0	12.7	11.4	10.3	8.9	7.1
T/R	38	36	34	32	30	29	27	27	24	22	21	20	18	16	15	13	11	9
kW	2.03	1.96	1.97	1.92	1.87	1.86	1.79	2.01	1.91	1.86	1.85	1.82	1.74	1.65	1.60	1.56	1.51	1.39
Amps	8.5	8.1	8.2	8.0	7.7	7.7	7.4	8.4	7.9	7.7	7.7	7.5	7.2	6.8	6.6	6.4	6.2	5.7
COP	4.28	4.20	3.94	3.78	3.70	3.61	3.48	3.10	2.90	2.75	2.60	2.45	2.36	2.25	2.09	1.93	1.72	1.50
HI PR	486	467	452	439	427	421	410	323	312	304	296	292	288	281	274	268	262	256
LO PR	150	138	127	118	109	108	99	91	83	75	68	61	61	54	48	42	36	31

GVZC200361A* / CA*F3743*6D* + MBVC1600**-1A*+TXV

	OUTDOOR AMBIENT TEMPERATURE																	
	65	60	55	50	47	45	40	35	30	25	20	17	15	10	5	0	-5	-10
MBh	44.0	41.7	39.2	36.6	35.0	33.9	31.5	38.8	35.9	33.1	30.5	28.8	27.7	24.9	22.1	19.2	16.4	13.4
T/R	35	33	31	29	28	27	25	31	29	26	24	23	22	20	18	15	13	11
kW	2.66	2.61	2.56	2.51	2.48	2.46	2.41	4.06	3.97	3.87	3.77	3.72	3.68	3.58	3.48	3.39	3.29	3.19
Amps	10.8	10.5	10.3	10.1	10.0	9.9	9.7	16.9	16.4	16.0	15.6	15.3	15.2	14.7	14.3	13.9	13.5	13.1
COP	4.84	4.67	4.49	4.28	4.14	4.04	3.83	2.80	2.65	2.51	2.37	2.27	2.21	2.04	1.86	1.67	1.46	1.24
HI PR	389	373	358	343	335	328	316	303	290	277	266	260	255	245	236	226	218	210
LO PR	146	136	127	117	110	106	98	87	78	70	62	57	55	47	40	34	30	23

GVZC200481A* / CA*F4961*6D* + MBVC2000**-1A*+TXV

	OUTDOOR AMBIENT TEMPERATURE																	
	65	60	55	50	47	45	40	35	30	25	20	17	15	10	5	0	-5	-10
MBh	58.3	54.6	50.9	47.3	45.0	43.3	39.0	45.5	42.4	39.1	36.0	34.0	32.7	29.4	26.0	22.7	19.4	15.9
T/R	36	34	32	30	29	28	25	29	27	25	23	22	21	19	17	15	12	10
kW	3.80	3.73	3.66	3.59	3.55	3.52	3.45	4.57	4.46	4.34	4.22	4.15	4.11	3.99	3.87	3.75	3.63	3.52
Amps	14.2	13.9	13.6	13.3	13.1	13.0	12.7	18.7	18.2	17.7	17.2	16.9	16.7	16.2	15.7	15.2	14.6	14.1
COP	4.49	4.29	4.08	3.86	3.72	3.61	3.32	2.91	2.79	2.64	2.50	2.40	2.34	2.16	1.97	1.77	1.56	1.32
HI PR	378	366	354	341	334	329	317	302	289	276	265	259	254	245	235	226	218	210
LO PR	139	131	122	113	108	105	96	85	77	69	60	56	54	46	39	33	29	23

GVZC200601A* / CA*F4961*6D* + MBVC2000**-1A*+TXV

	OUTDOOR AMBIENT TEMPERATURE																	
	65	60	55	50	47	45	40	35	30	25	20	17	15	10	5	0	-5	-10
MBh	63.2	59.5	55.9	52.3	50.0	48.3	44.2	47.6	43.6	40.6	38.5	37.3	35.8	32.1	28.3	24.6	20.8	17.1
T/R	35	33	31	29	28	28	25	27	25	23	22	21	20	18	16	14	12	10
kW	4.29	4.20	4.12	4.03	3.98	3.95	3.86	4.96	4.83	4.69	4.56	4.48	4.42	4.29	4.15	4.02	3.89	3.75
Amps	16.1	15.7	15.3	14.9	14.7	14.6	14.2	19.0	18.4	17.8	17.2	16.9	16.6	16.0	15.5	14.9	14.3	13.7
COP	4.32	4.15	3.98	3.80	3.68	3.59	3.35	2.81	2.65	2.54	2.47	2.44	2.37	2.19	2.00	1.79	1.57	1.33
HI PR	381	369	356	344	337	332	319	331	318	305	291	283	278	264	251	238	224	211
LO PR	140	131	122	114	109	105	96	86	77	69	60	55	52	43	35	26	18	9

High pressure is measured at the suction service valve (the larger valve).

Low pressure is measured at the gauge port connection.

Amps = Outdoor unit amps (comp.+fan)

Calculations are based on 70 °F indoor dry bulb.

kW = Total system power

Shaded area is AHRI Rating Conditions at 47°F outdoor ambient temperature.

GVZC200241A* / CA*F3642*6D* + MBVC1200**-1A* + TXV DESIGN SUBCOOLING @ AHRI 95 °F CONDITIONS, 7-9 °F AT THE SERV. VLV. - 100% DEMAND				
OUTDOOR TEMP °F	TOTAL BTU/h	SENSIBLE BTU/h	LATENT BTU/h	TOTAL WATTS
75°	24,600	17,200	7,400	1,590
80°	24,300	17,100	7,200	1,645
85°	24,000	17,000	7,000	1,700
90°	23,700	17,200	6,500	1,750
95°	23,400	17,300	6,100	1,800
100°	22,800	17,100	5,700	1,840
105°	22,200	16,900	5,300	1,880
110°	21,400	16,400	5,000	1,915
115°	20,600	15,900	4,700	1,950
TVA Conditions @ 95° OD DB, 75° ID, 63° ID WB				
95°	21,700	17,100	4,600	1,720

GVZC200481A* / CA*F4961*6D* + MBVC2000**-1A* + TXV DESIGN SUBCOOLING @ AHRI 95 °F CONDITIONS, 7-9 °F AT THE SERV. VLV. - 100% DEMAND				
Outdoor Temp °F	Total BTU/h	Sensible BTU/h	Latent BTU/h	Total Watts
75°	48,800	34,200	14,600	3,180
80°	48,300	34,300	14,000	3,285
85°	47,700	34,300	13,400	3,390
90°	47,100	34,400	12,700	3,485
95°	46,500	34,400	12,100	3,580
100°	45,400	34,200	11,200	3,655
105°	44,200	34,000	10,200	3,730
110°	42,600	33,000	9,600	3,800
115°	40,900	31,900	9,000	3,870
TVA Conditions @ 95° OD DB, 75° ID, 63° ID WB				
95°	43,100	34,000	9,100	3,430

GVZC200361A* / CA*F3743*6D* + MBVC1600**-1A* + TXV DESIGN SUBCOOLING @ AHRI 95 °F CONDITIONS, 7-9 °F AT THE SERV. VLV. - 100% DEMAND				
OUTDOOR TEMP °F	TOTAL BTU/h	SENSIBLE BTU/h	LATENT BTU/h	TOTAL WATTS
75°	37,200	26,800	10,400	2,250
80°	36,800	26,900	9,900	2,325
85°	36,300	26,900	9,400	2,400
90°	35,900	26,900	9,000	2,465
95°	35,400	26,900	8,500	2,530
100°	34,500	26,700	7,800	2,585
105°	33,600	26,500	7,100	2,640
110°	32,400	25,600	6,800	2,690
115°	31,200	24,600	6,600	2,740
TVA Conditions @ 95° OD DB, 75° ID, 63° ID WB				
95°	32,800	26,600	6,200	2,420

GVZC200601A* / CA*F4961*6D* + MBVC2000**-1A* + TXV DESIGN SUBCOOLING @ AHRI 95 °F CONDITIONS, 9-11 °F AT THE SERV. VLV. - 100% DEMAND				
Outdoor Temp °F	Total BTU/h	Sensible BTU/h	Latent BTU/h	Total Watts
75°	56,300	39,400	16,900	3,580
80°	55,600	39,500	16,100	3,815
85°	54,900	39,500	15,400	4,050
90°	53,700	39,200	14,500	4,310
95°	52,500	38,900	13,600	4,570
100°	51,100	38,300	12,800	4,855
105°	49,600	37,700	11,900	5,140
110°	48,300	37,900	10,400	5,475
115°	46,900	38,000	8,900	5,810
TVA Conditions @ 95° OD DB, 75° ID, 63° ID WB				
95°	50,600	38,000	12,600	4,570

GVZC200241A* / CA*F3642*6D* + MBVC1200**-1A* + TXV DESIGN SUBCOOLING @ AHRI 95 °F CONDITIONS, 7-9 °F @ THE SERV. Vlv. - BOOST MODE				
OUTDOOR TEMP °F	TOTAL BTU/H	SENSIBLE BTU/H	LATENT BTU/H	TOTAL WATTS
75°	27,200	19,700	7,400	1,800
80°	26,700	19,500	7,100	1,900
85°	26,100	19,300	6,900	1,900
90°	25,600	19,000	6,600	2,000
95°	25,000	18,700	6,300	2,100
100°	24,400	18,500	6,000	2,200
105°	23,900	18,200	5,700	2,300
110°	21,500	17,200	4,300	2,300
115°	21,700	16,500	5,200	2,100
TVA Conditions @ 95° OD DB, 75° ID, 63° ID WB				
95°	23,400	18,100	5,300	2,100

GVZC200481A* / CA*F4961*6D* + MBVC2000**-1A* + TXV DESIGN SUBCOOLING @ AHRI 95 °F CONDITIONS, 7-9 °F @ THE SERV. Vlv. - BOOST MODE				
OUTDOOR TEMP °F	TOTAL BTU/H	SENSIBLE BTU/H	LATENT BTU/H	TOTAL WATTS
75°	54,600	38,900	15,700	3,400
80°	53,300	38,300	15,000	3,600
85°	51,900	37,600	14,300	3,800
90°	50,500	37,000	13,500	4,000
95°	49,000	36,300	12,700	4,200
100°	47,600	35,600	11,900	4,400
105°	46,100	34,900	11,100	4,600
110°	44,500	34,200	10,300	4,800
115°	41,400	32,700	8,700	4,300
TVA Conditions @ 95° OD DB, 75° ID, 63° ID WB				
95°	46,000	35,200	10,800	4,100

GVZC200361A* / CA*F3743*6D* + MBVC1600**-1A* + TXV DESIGN SUBCOOLING @ AHRI 95 °F CONDITIONS, 7-9 °F @ THE SERV. Vlv. - BOOST MODE				
OUTDOOR TEMP °F	TOTAL BTU/H	SENSIBLE BTU/H	LATENT BTU/H	TOTAL WATTS
75°	40,100	29,400	10,700	2,100
80°	39,400	29,100	10,300	2,300
85°	38,700	28,800	9,900	2,400
90°	37,900	28,400	9,500	2,500
95°	37,000	28,000	9,000	2,700
100°	36,000	27,500	8,500	2,800
105°	34,800	27,000	7,900	3,000
110°	33,700	26,400	7,300	3,100
115°	32,100	25,100	7,100	3,100
TVA Conditions @ 95° OD DB, 75° ID, 63° ID WB				
95°	34,600	27,000	7,600	2,700

GVZC200601A* / CA*F4961*6D* + MBVC2000**-1A* + TXV DESIGN SUBCOOLING @ AHRI 95 °F CONDITIONS, 9-11 °F @ THE SERV. Vlv. - BOOST MODE				
OUTDOOR TEMP °F	TOTAL BTU/H	SENSIBLE BTU/H	LATENT BTU/H	TOTAL WATTS
75°	62,200	42,200	20,000	4,300
80°	61,500	42,400	19,100	4,600
85°	60,700	42,600	18,100	4,900
90°	59,400	42,200	17,200	5,200
95°	58,000	41,800	16,200	5,500
100°	56,100	40,900	15,200	5,800
105°	54,100	40,000	14,100	6,000
110°	52,300	39,200	13,100	6,300
115°	50,400	38,400	12,000	6,600
TVA Conditions @ 95° OD DB, 75° ID, 63° ID WB				
95°	55,900	40,800	15,100	5,500

COOLING MODE

TONNAGE	SPEED	TOTAL UNIT SOUND RATING (dBA)	OCTAVE BAND SPECTRUM FREQUENCY (Hz) ANALYSIS (dB)						
			125	250	500	1000	2000	4000	8000
2-ton	Minimum	58.4	37.1	49.9	52.6	54.4	49.4	42.6	34.7
	Intermediate	60.9	38.6	50.9	56.7	56.2	51.2	45.1	36.6
	Maximum	67.7	45.6	53.6	62.5	62.2	62.0	57.5	50.9
3-ton	Minimum	56.0	45.9	47.2	51.0	50.5	47.9	37.1	31.3
	Intermediate	63.5	43.7	49.5	56.9	59.4	58.1	51.8	45.6
	Maximum	74.2	57.5	61.4	68.2	69.4	68.4	63.4	52.3
4-ton	Minimum	56.0	45.9	47.2	51.0	50.5	47.9	37.1	31.3
	Intermediate	63.5	43.7	49.5	56.9	59.4	58.1	51.8	45.6
	Maximum	74.2	57.5	61.4	68.2	69.4	68.4	63.4	52.3
5-ton	Minimum	59.7	47.0	54.2	53.3	54.3	49.7	45.4	42.8
	Intermediate	65.7	44.4	51.9	63.1	59.2	56.5	52.5	46.1
	Maximum	74.9	55.2	61.2	69.8	69.2	68.6	65.7	56.9

HEATING MODE

TONNAGE	SPEED	TOTAL UNIT SOUND RATING (dBA)	OCTAVE BAND SPECTRUM FREQUENCY (Hz) ANALYSIS (dB)						
			125	250	500	1000	2000	4000	8000
2-ton	Minimum	65.0	44.6	55.8	60.1	60.0	57.8	49.9	43.4
	Intermediate	65.3	44.3	54.3	60.8	60.5	58.3	50.3	41.1
	Maximum	76.3	54.1	67.2	73.7	68.5	66.5	62.2	51.2
3-ton	Minimum	69.4	49.7	63.3	62.5	63.0	62.9	53.2	47.5
	Intermediate	73.8	60.1	68.5	67.6	66.8	65.2	58.7	50.9
	Maximum	78.4	62.0	69.2	72.2	74.0	71.5	66.9	55.9
4-ton	Minimum	69.4	49.7	63.3	62.5	63.0	62.9	53.2	47.5
	Intermediate	73.8	60.1	68.5	67.6	66.8	65.2	58.7	50.9
	Maximum	78.4	62.0	69.2	72.2	74.0	71.5	66.9	55.9
5-ton	Minimum	65.0	48.3	55.2	59.9	60.0	58.0	49.3	47.1
	Intermediate	74.8	55.7	61.9	68.4	70.4	69.3	62.7	51.4
	Maximum	79.2	60.5	70.1	71.9	74.3	73.1	69.1	58.5

Note: Tested in accordance with AHRI Standard 270.

8	7	6	5	4	3	2	1
E		D		C		B	
A		A					

ECN	REV	ZONE	DESCRIPTION	CHK'DR	DATE
XXXXXX	A	XXXX	INITIAL RELEASE	-	

DIMENSIONS		
MODEL #	W"	H"
GVZC200241A*	35½	38¼
GVZC200361A*	35½	41¼
GVZC200481A*	35½	41¼
GVZC200601A*	35½	41¼

ECN	REV	ZONE	DESCRIPTION	CHK'DR	DATE
XXXXXX	A	XXXX	INITIAL RELEASE	-	

DIMENSIONS		
MODEL #	W"	H"
GVZC200241A*	35½	38¼
GVZC200361A*	35½	41¼
GVZC200481A*	35½	41¼
GVZC200601A*	35½	41¼

ECN	REV	ZONE	DESCRIPTION	CHK'DR	DATE
XXXXXX	A	XXXX	INITIAL RELEASE	-	

DIMENSIONS		
MODEL #	W"	H"
GVZC200241A*	35½	38¼
GVZC200361A*	35½	41¼
GVZC200481A*	35½	41¼
GVZC200601A*	35½	41¼

ECN	REV	ZONE	DESCRIPTION	CHK'DR	DATE
XXXXXX	A	XXXX	INITIAL RELEASE	-	

DIMENSIONS		
MODEL #	W"	H"
GVZC200241A*	35½	38¼
GVZC200361A*	35½	41¼
GVZC200481A*	35½	41¼
GVZC200601A*	35½	41¼

ECN	REV	ZONE	DESCRIPTION	CHK'DR	DATE
XXXXXX	A	XXXX	INITIAL RELEASE	-	

DIMENSIONS		
MODEL #	W"	H"
GVZC200241A*	35½	38¼
GVZC200361A*	35½	41¼
GVZC200481A*	35½	41¼
GVZC200601A*	35½	41¼

ECN	REV	ZONE	DESCRIPTION	CHK'DR	DATE
XXXXXX	A	XXXX	INITIAL RELEASE	-	

DIMENSIONS		
MODEL #	W"	H"
GVZC200241A*	35½	38¼
GVZC200361A*	35½	41¼
GVZC200481A*	35½	41¼
GVZC200601A*	35½	41¼

ECN	REV	ZONE	DESCRIPTION	CHK'DR	DATE
XXXXXX	A	XXXX	INITIAL RELEASE	-	

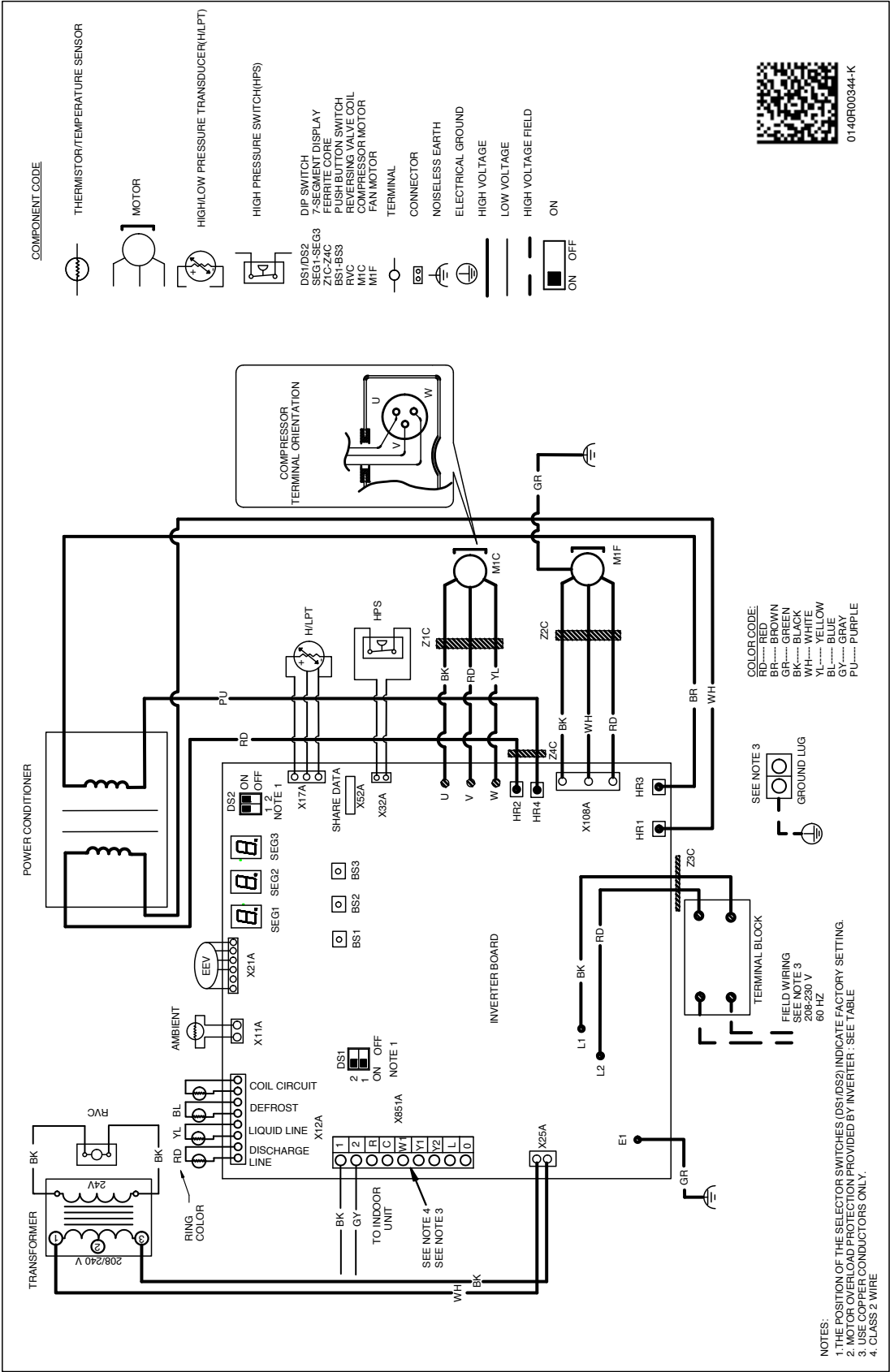
DIMENSIONS		
MODEL #	W"	H"
GVZC200241A*	35½	38¼
GVZC200361A*	35½	41¼
GVZC200481A*	35½	41¼
GVZC200601A*	35½	41¼


ECN	REV	ZONE	DESCRIPTION	CHK'DR	DATE
XXXXXX	A	XXXX	INITIAL RELEASE	-	

DIMENSIONS		
MODEL #	W"	H"
GVZC200241A*	35½	38¼
GVZC200361A*	35½	41¼
GVZC200481A*	35½	41¼
GVZC200601A*	35½	41¼


ECN	REV	ZONE	DESCRIPTION	CHK'DR	DATE
XXXXXX	A	XXXX	INITIAL RELEASE	-	

DIMENSIONS		
MODEL #	W"	H"
GVZC200241A*	35½	38¼
GVZC200361A*	35½	41¼
GVZC200481A*	35½	41¼
GVZC200601A*	35½	41¼



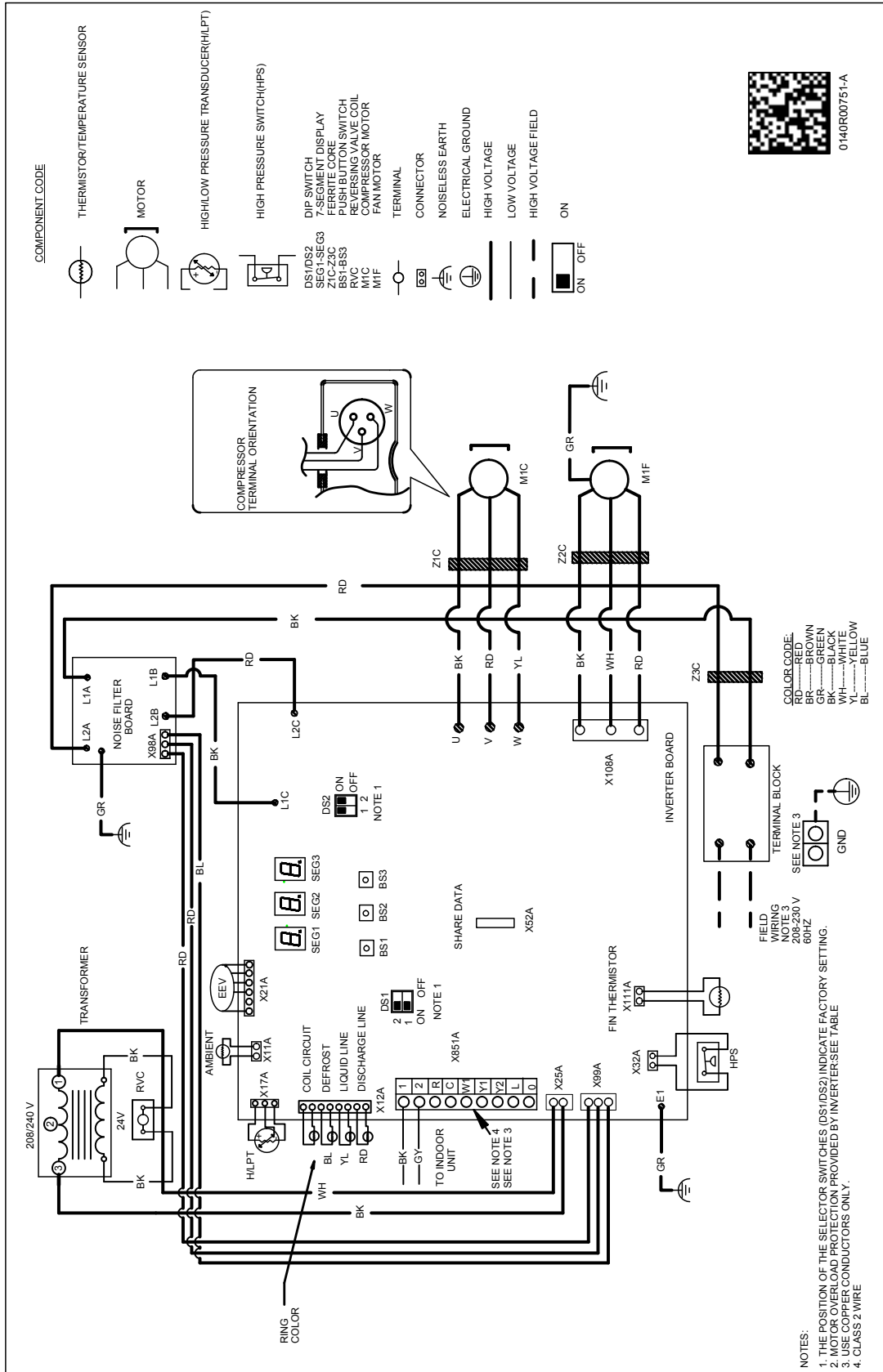


High Voltage: Disconnect all power before servicing or installing this unit. Multiple power sources may be present. Failure to do so may cause property damage, personal injury or death.



WARNING

Wiring is subject to change. Always refer to the wiring diagram or the unit for the most up-to-date wiring.



WARNING

High Voltage: Disconnect all power before servicing or installing this unit. Multiple power sources may be present. Failure to do so may cause property damage, personal injury, or death.

Wiring is subject to change. Always refer to the wiring diagram or the unit for the most up-to-date wiring.

MODEL	DESCRIPTION	GVZC20 0241A*	GVZC20 0361A*	GVZC20 0481A*	GVZC20 0601A*
ABK-20	Anchor Bracket Kit [◇]	X	X	X	X
TXV-V24	TXV Kit	X			
TXV-V36	TXV Kit		X		
TXV-V48	TXV Kit			X	
TXV-V60	TXV Kit				X

[◇] Contains 20 brackets; four brackets needed to anchor unit to pad

All AHRI system ratings are accessible in the System Configurator tool via PartnerLink.

[illegible]