



V-SERIES™ HWC

FORM NO. HWC-100 (02/2020)

FEATURES

- Standard and High Efficiency heating
- Completely self-contained heating and cooling package
 - Anti-microbial evaporator drain pan
 - No outside condensing unit
 - No external refrigerant lines
 - No separate indoor cooling coil
 - No separate venting system
- Pre-wired and pre-charged
- Individually metered and controlled
- Self-contained, replaceable, slide-out cooling chassis
- Internal vent system
- Direct vent/sealed combustion
- Freeze Shield™ condensate trap with side or front condensate connection*
- Compatible with any 24 volt zoning system

REFRIGERANT SYSTEM

- High efficiency compressor
- Copper tubing with enhanced fin coils

HEAT EXCHANGER

- Stainless steel primary heat exchanger on all standard efficiency models
- Stainless steel primary & secondary heat exchanger and transition box standard on high efficiency models

BLOWER

- Multispeed electronically commutating blower motor for wide airflow range
- Dynamically balanced blower with resilient motor mounts for smooth and quiet operation
- Internal filter is standard

CONTROLS

- Color coded wiring for easy service
- Diagnostic LED
- Forward facing and easily accessible controls

INSTALLATION

- Plug & Play like features

WARRANTY

- 5 year limited warranty on all parts
- 20 year limited warranty on stainless steel heat exchanger

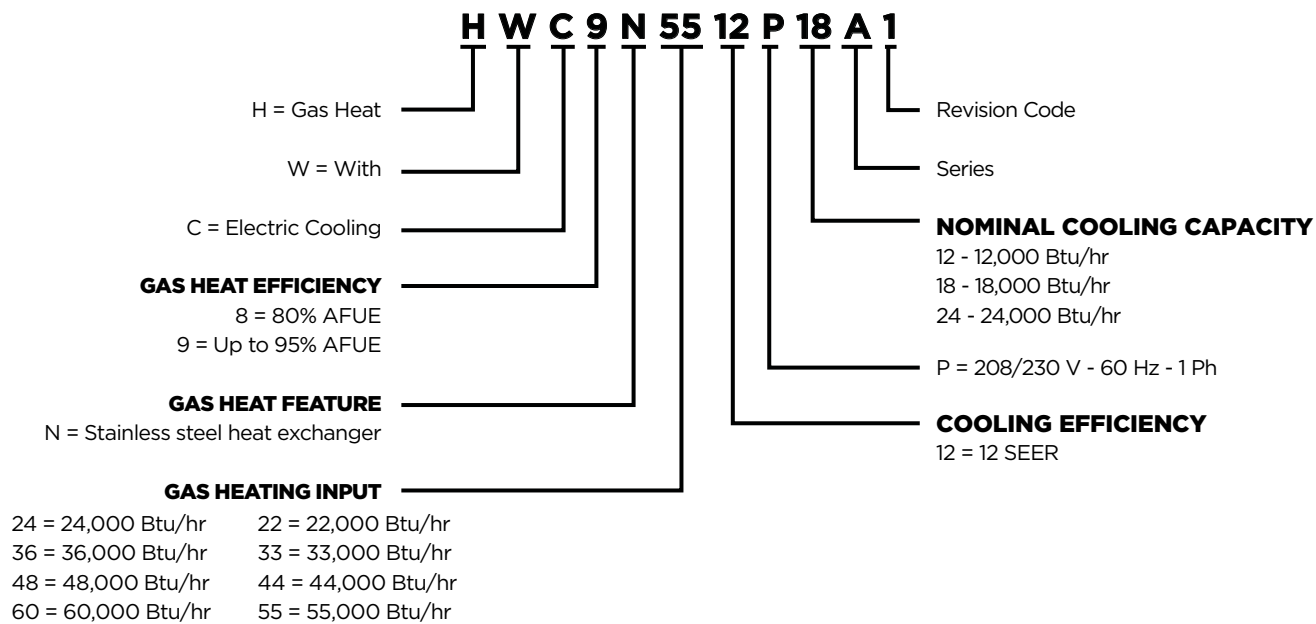
HWC MODEL UNITS GAS HEATING / ELECTRIC COOLING PACKAGED UNITS



NOTE: HWC8 not for sale in Canada

*Patent Pending

MODEL NUMBER GUIDE



ELECTRICAL AND PHYSICAL DATA

Model	Voltage/Hz/Phase	Voltage Range	Min. Circuit Amps	Max. Fuse/ HACR Brkr.	Compressor		Outside Fan				Indoor Blower			Refrig. Charge (oz.)	Weight (lbs.)
					Rated Load Amps	Locked Rotor Amps	Dia. (in.)	Nom. RPM	Rated Load Amps	Rated HP	Wheel Dia. x Width	Rated Load Amps	Rated HP		
HWC8N2412P12A	208-230/60/1	197-253	9.4	15.0	4.9	27.0	18	1075	0.9	1/8	10 x 4.5	2.4	1/2	45	293
HWC8N3612P12A															
HWC8N3612P18A			12.4	6.7	37.5	1.6		1/4							
HWC8N4812P18A															
HWC8N6012P18A			18.0	25.0	10.2	61.6		1100	2.8	1/3					
HWC8N3612P24A															
HWC8N4812P24A															
HWC8N6012P24A															
HWC9N2212P12A	208-230/60/1	197-253	9.5	15.0	4.9	27.0	18	1075	0.9	1/8	10 x 4.5	2.4	1/2	45	293
HWC9N3312P12A															
HWC9N3312P18A			12.6	6.7	37.5	1.8		1/4							
HWC9N4412P18A															
HWC9N5512P18A			18.0	25.0	10.2	61.6		1100	2.8	1/3					
HWC9N3312P24A															
HWC9N4412P24A															
HWC9N5512P24A															

PERFORMANCE

Model	Cooling				Heating			
	Btuh	SEER	S/T	CFM	Input Btuh	Output Btuh	AFUE	Temp. Rise Range °F
HWC8N2412P12A	12,000	12.0	0.75	480	24,000	19,000	80	25-55
HWC8N3612P12A					36,000	28,500		35-65
HWC8N3612P18A	17,000	12.0	0.75	560	36,000	28,500		25-55
HWC8N4812P18A					48,000	38,000		35-65
HWC8N6012P18A					60,000	47,500		45-75
HWC8N3612P24A	22,800	12.0	0.75	770	36,000	28,500		25-55
HWC8N4812P24A					48,000	38,000		35-65
HWC8N6012P24A					60,000	47,500		45-75
HWC9N2212P12A	12,000	12.0	0.78	480	22,000	20,500	95	25-55
HWC9N3312P12A					33,000	31,000	95	35-65
HWC9N3312P18A	17,000	12.0	0.75	560	33,000	31,000	95	30-60
HWC9N4412P18A					44,000	41,000	95	35-65
HWC9N5512P18A					55,000	51,500	93	45-75
HWC9N3312P24A	22,800	12.0	0.75	770	33,000	31,000	95	30-60
HWC9N4412P24A					44,000	41,000	95	35-65
HWC9N5512P24A					55,000	51,500	93	45-75

OUTDOOR SOUND RATINGS

Model	Sound Rating (dBA)
HWC8N2412P12A	76
HWC8N3612P12A	
HWC8N3612P18A	80
HWC8N4812P18A	
HWC8N6012P18A	
HWC8N3612P24A	80
HWC8N4812P24A	
HWC8N6012P24A	
HWC9N2212P12A	76
HWC9N3312P12A	
HWC9N3312P18A	80
HWC9N4412P18A	
HWC9N5512P18A	
HWC9N3312P24A	80
HWC9N4412P24A	
HWC9N5512P24A	

ACCESSORIES

Description	Kit #	Where Used
LP KIT (0 - 4,500 FT)	ALPKT842	HWC8 Only
HI Altitude Kit (NAT 4,500 - 8,000 ft)	AHAKT01	
Decorative External Louver Clear Anod. Al	ALVR42	
Decorative External Louver Custom Painted	ALVR42P	
LP KIT (0 - 4,500 FT)	ALPKT843	HWC9 Only
HI Altitude Kit (NAT 4,500 - 8,000 ft)	AHAKT02	
Decorative External Louver Clear Anod. Al	ALVR43	
Decorative External Louver Custom Painted	ALVR43P	
Wall Sleeve	CA239	All HWCs

COOLING PERFORMANCE EXTENDED RATINGS

Model	Indoor Temp DB/WB °F	Outdoor Temperature - DB °F														
		65			85			95			105			115		
		Btuh	S/T	kW	Btuh	S/T	kW	Btuh	S/T	kW	Btuh	S/T	kW	Btuh	S/T	kW
HWC8N24/3612P12A	85/72	16,600	0.62	0.91	15,100	0.65	1.08	13,800	0.68	1.22	12,400	0.73	1.32	11,100	0.77	1.46
	80/67	15,400	0.69	0.92	13,900	0.74	1.07	12,500	0.77	1.21	11,300	0.84	1.31	9,700	0.89	1.45
	75/63	14,400	0.71	0.92	12,700	0.78	1.06	11,300	0.81	1.21	10,100	0.88	1.31	8,500	0.94	1.44
	75/57	13,100	1.00	0.92	11,900	1.00	1.06	10,800	1.00	1.20	9,600	1.00	1.30	8,200	1.00	1.43
HWC8N36/48/6012P18A	85/72	21,200	0.58	1.22	19,900	0.60	1.50	18,600	0.63	1.59	17,100	0.65	1.73	15,700	0.69	1.87
	80/67	20,000	0.66	1.22	18,600	0.72	1.49	17,200	0.73	1.59	15,700	0.79	1.72	14,100	0.80	1.86
	75/63	19,100	0.69	1.22	17,400	0.73	1.49	15,700	0.76	1.58	14,300	0.78	1.71	12,600	0.83	1.85
	75/57	16,800	1.00	1.22	15,600	1.00	1.48	14,300	1.00	1.57	13,100	1.00	1.70	11,500	1.00	1.84
HWC8N36/48/6012P24A	85/72	31,100	0.61	1.73	28,300	0.62	2.01	25,600	0.65	2.28	23,400	0.67	2.53	21,100	0.71	2.76
	80/67	28,400	0.67	1.71	25,700	0.69	2.00	23,000	0.73	2.27	20,900	0.75	2.52	19,100	0.79	2.74
	75/63	26,100	0.70	1.70	23,700	0.73	1.97	21,300	0.76	2.25	19,500	0.78	2.51	17,400	0.82	2.74
	75/57	22,500	1.00	1.69	21,200	1.00	1.95	19,800	1.00	2.23	18,500	1.00	2.51	16,800	1.00	2.72
HWC9N22/3312P12A	85/72	16,600	0.62	0.91	15,100	0.65	1.08	13,800	0.68	1.22	12,400	0.73	1.32	11,100	0.77	1.46
	80/67	15,400	0.69	0.92	13,900	0.74	1.07	12,500	0.77	1.21	11,300	0.84	1.31	9,700	0.89	1.45
	75/63	14,400	0.71	0.92	12,700	0.78	1.06	11,300	0.81	1.21	10,100	0.88	1.31	8,500	0.94	1.44
	75/57	13,100	1.00	0.92	11,900	1.00	1.06	10,800	1.00	1.20	9,600	1.00	1.30	8,200	1.00	1.43
HWC9N33/44/5512P18A	85/72	21,200	0.58	1.22	19,900	0.60	1.50	18,600	0.63	1.59	17,100	0.65	1.73	15,700	0.69	1.87
	80/67	20,000	0.66	1.22	18,600	0.72	1.49	17,200	0.73	1.59	15,700	0.79	1.72	14,100	0.80	1.86
	75/63	19,100	0.69	1.22	17,400	0.73	1.49	15,700	0.76	1.58	14,300	0.78	1.71	12,600	0.83	1.85
	75/57	16,800	1.00	1.22	15,600	1.00	1.48	14,300	1.00	1.57	13,100	1.00	1.70	11,500	1.00	1.84
HWC9N33/44/5512P24A	85/72	31,100	0.61	1.73	28,300	0.62	2.01	25,600	0.65	2.28	23,400	0.67	2.53	21,100	0.71	2.76
	80/67	28,400	0.67	1.71	25,700	0.69	2.00	23,000	0.73	2.27	20,900	0.75	2.52	19,100	0.79	2.74
	75/63	26,100	0.70	1.70	23,700	0.73	1.97	21,300	0.76	2.25	19,500	0.78	2.51	17,400	0.82	2.74
	75/57	22,500	1.00	1.69	21,200	1.00	1.95	19,800	1.00	2.23	18,500	1.00	2.51	16,800	1.00	2.72

HWC8 BLOWER PERFORMANCE

Airflows and Heating Temperature Rises as a Function of External Static Pressure												
Model	Rise Range (°F)	Mid Rise (°F)	Indoor Blower Speed	Unit Voltage (V)	0.1" w.c.		0.2" w.c.		0.3" w.c.		0.4" w.c.	
					SCFM	Temp Rise (°F)	SCFM	Temp Rise (°F)	SCFM	Temp Rise (°F)	SCFM	Temp Rise (°F)
HWC8N2412P12A	25 - 55	40	TAP 1 (HEAT) *	208 or 230	455	42	415	46	385	50	355	54
			TAP 2 (HEAT)	208 or 230	570	34	540	36	510	38	485	40
			TAP 3 (HEAT)	208 or 230	655	29	625	31	595	32	575	33
			TAP 4 (COOL)	208 or 230	480		460		440		415	
			TAP 5 (COOL)	208 or 230	530		505		485		460	
HWC8N3612P12A	35 - 65	50	TAP 1 (HEAT)	208 or 230	455	63	415	N/A	385	N/A	355	N/A
			TAP 2 (HEAT) *	208 or 230	570	50	540	53	510	56	485	59
			TAP 3 (HEAT)	208 or 230	655	44	625	46	595	48	575	50
			TAP 4 (COOL)	208 or 230	480		460		440		415	
			TAP 5 (COOL)	208 or 230	530		505		485		460	
HWC8N3612P18A	25 - 55	40	TAP 1 (HEAT) *	208 or 230	630	45	600	48	570	50	550	52
			TAP 2 (HEAT)	208 or 230	770	37	740	39	715	40	690	42
			TAP 3 (HEAT)	208 or 230	885	32	855	34	830	35	810	35
			TAP 4 (COOL)	208 or 230	560		540		520		500	
			TAP 5 (COOL)	208 or 230	610		580		560		535	
HWC8N4812P18A	35 - 65	50	TAP 1 (HEAT)	208 or 230	630	61	600	64	570	N/A	550	N/A
			TAP 2 (HEAT) *	208 or 230	770	50	740	52	715	54	690	56
			TAP 3 (HEAT)	208 or 230	885	43	855	45	830	46	810	47
			TAP 4 (COOL)	208 or 230	560		540		520		500	
			TAP 5 (COOL)	208 or 230	610		580		560		535	
HWC8N6012P18A	45 - 75	60	TAP 1 (HEAT)	208 or 230	630	N/A	600	N/A	570	N/A	550	N/A
			TAP 2 (HEAT)	208 or 230	770	61	740	64	715	66	690	68
			TAP 3 (HEAT) *	208 or 230	885	53	855	55	830	57	810	58
			TAP 4 (COOL)	208 or 230	560		540		520		500	
			TAP 5 (COOL)	208 or 230	610		580		560		535	
HWC8N3612P24A	25 - 55	40	TAP 1 (HEAT) *	208 or 230	630	45	600	48	570	50	550	52
			TAP 2 (HEAT)	208 or 230	770	37	740	39	715	40	690	42
			TAP 3 (HEAT)	208 or 230	885	32	855	34	830	35	810	35
			TAP 4 (COOL)	208 or 230	770		750		730		710	
			TAP 5 (COOL)	208 or 230	820		790		770		750	
HWC8N4812P24A	35 - 65	50	TAP 1 (HEAT)	208 or 230	645	44	615	47	590	49	565	51
			TAP 2 (HEAT) *	208 or 230	780	37	755	38	730	39	710	40
			TAP 3 (HEAT)	208 or 230	900	32	875	33	855	34	835	34
			TAP 4 (COOL)	208 or 230	770		750		730		710	
			TAP 5 (COOL)	208 or 230	820		790		770		750	
HWC8N6012P24A	45 - 75	60	TAP 1 (HEAT)	208 or 230	645	59	615	62	590	65	565	N/A
			TAP 2 (HEAT)	208 or 230	780	49	755	51	730	52	710	54
			TAP 3 (HEAT) *	208 or 230	900	43	875	44	855	45	835	46
			TAP 4 (COOL)	208 or 230	770		750		730		710	
			TAP 5 (COOL)	208 or 230	820		790		770		750	

N/A: Do not operate unit in heating mode using this blower speed at this external static pressure. Outside of temperature rise range.

* As shipped speed for heating operation

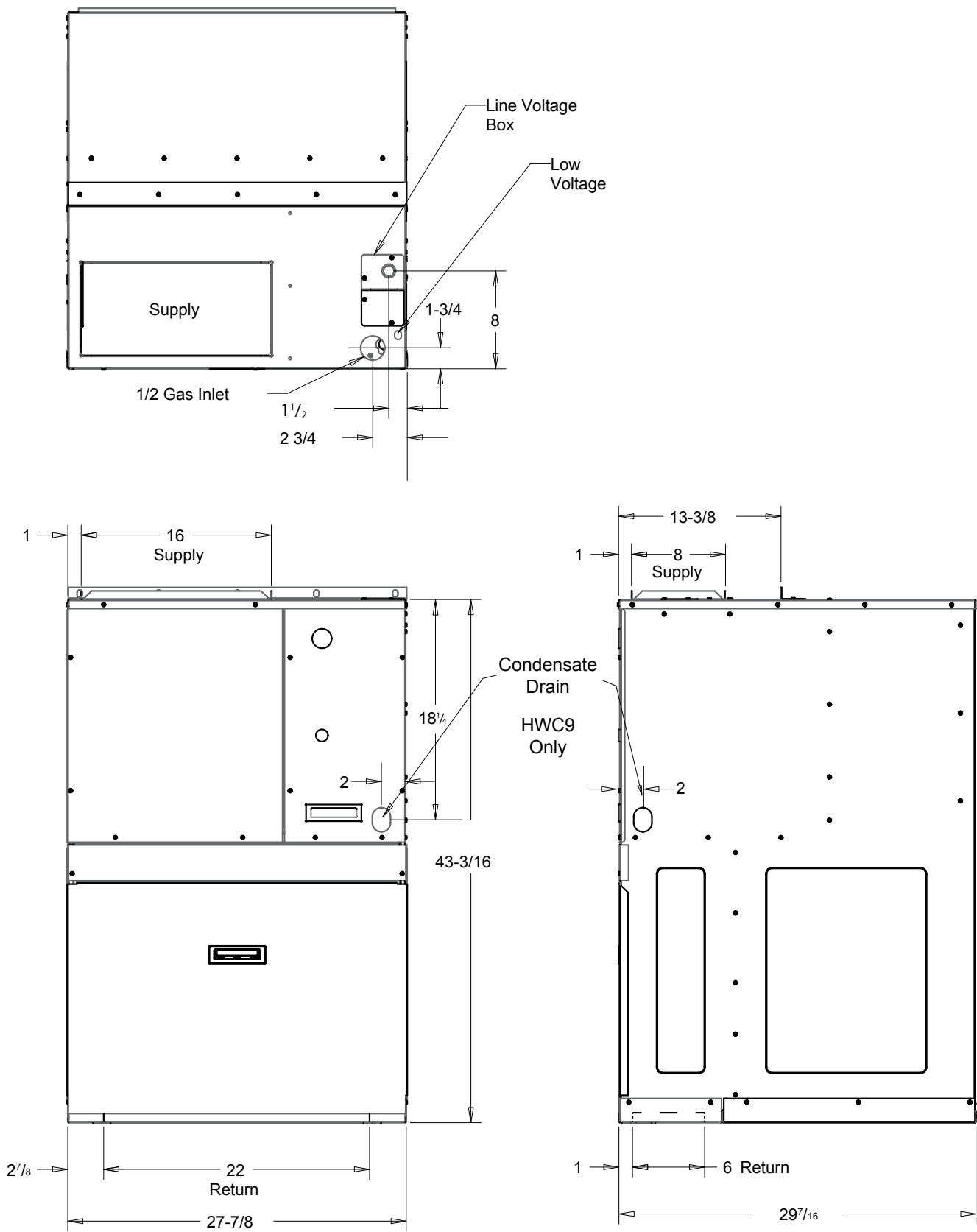
HWC9 BLOWER PERFORMANCE

Airflows and Heating Temperature Rises as a Function of External Static Pressure												
Model	Rise Range (°F)	Mid Rise (°F)	Indoor Blower Speed	Unit Voltage (V)	0.1" w.c.		0.2" w.c.		0.3" w.c.		0.4" w.c.	
					SCFM	Temp Rise (°F)	SCFM	Temp Rise (°F)	SCFM	Temp Rise (°F)	SCFM	Temp Rise (°F)
HWC9N2212P12A	25 - 55	40	TAP 1 (HEAT) *	208 or 230	455	42	415	46	385	50	355	54
			TAP 2 (HEAT)	208 or 230	570	34	540	36	510	38	485	40
			TAP 3 (HEAT)	208 or 230	655	29	625	31	595	32	575	33
			TAP 4 (COOL)	208 or 230	480		460		440		415	
			TAP 5 (COOL)	208 or 230	530		505		485		460	
HWC9N3312P12A	35 - 65	50	TAP 1 (HEAT)	208 or 230	455	63	415	N/A	385	N/A	355	N/A
			TAP 2 (HEAT) *	208 or 230	570	50	540	53	510	56	485	59
			TAP 3 (HEAT)	208 or 230	655	44	625	46	595	48	575	50
			TAP 4 (COOL)	208 or 230	480		460		440		415	
			TAP 5 (COOL)	208 or 230	530		505		485		460	
HWC9N3312P18A	30 - 60	45	TAP 1 (HEAT) *	208 or 230	630	45	600	48	570	50	550	52
			TAP 2 (HEAT)	208 or 230	770	37	740	39	715	40	690	42
			TAP 3 (HEAT)	208 or 230	885	32	855	34	830	35	810	35
			TAP 4 (COOL)	208 or 230	560		540		520		500	
			TAP 5 (COOL)	208 or 230	610		580		560		535	
HWC9N4412P18A	35 - 65	50	TAP 1 (HEAT)	208 or 230	630	61	600	64	570	N/A	550	N/A
			TAP 2 (HEAT) *	208 or 230	770	50	740	52	715	54	690	56
			TAP 3 (HEAT)	208 or 230	885	43	855	45	830	46	810	47
			TAP 4 (COOL)	208 or 230	560		540		520		500	
			TAP 5 (COOL)	208 or 230	610		580		560		535	
HWC9N5512P18A	45 - 75	60	TAP 1 (HEAT)	208 or 230	630	N/A	600	N/A	570	N/A	550	N/A
			TAP 2 (HEAT)	208 or 230	770	61	740	64	715	66	690	68
			TAP 3 (HEAT) *	208 or 230	885	53	855	55	830	57	810	58
			TAP 4 (COOL)	208 or 230	560		540		520		500	
			TAP 5 (COOL)	208 or 230	610		580		560		535	
HWC9N3312P24A	30 - 60	45	TAP 1 (HEAT) *	208 or 230	645	44	615	47	590	49	565	51
			TAP 2 (HEAT)	208 or 230	780	37	755	38	730	39	710	40
			TAP 3 (HEAT)	208 or 230	900	32	875	33	855	34	835	34
			TAP 4 (COOL)	208 or 230	770		750		730		710	
			TAP 5 (COOL)	208 or 230	820		790		770		750	
HWC9N4412P24A	25 - 55	40	TAP 1 (HEAT)	208 or 230	645	59	615	62	590	65	565	N/A
			TAP 2 (HEAT) *	208 or 230	780	49	755	51	730	52	710	54
			TAP 3 (HEAT)	208 or 230	900	43	875	44	855	45	835	46
			TAP 4 (COOL)	208 or 230	770		750		730		710	
			TAP 5 (COOL)	208 or 230	820		790		770		750	
HWC9N5512P24A	35 - 65	50	TAP 1 (HEAT)	208 or 230	645	73	615	N/A	590	N/A	565	N/A
			TAP 2 (HEAT)	208 or 230	780	61	755	63	730	65	710	67
			TAP 3 (HEAT) *	208 or 230	900	53	875	54	855	55	835	57
			TAP 4 (COOL)	208 or 230	770		750		730		710	
			TAP 5 (COOL)	208 or 230	820		790		770		750	

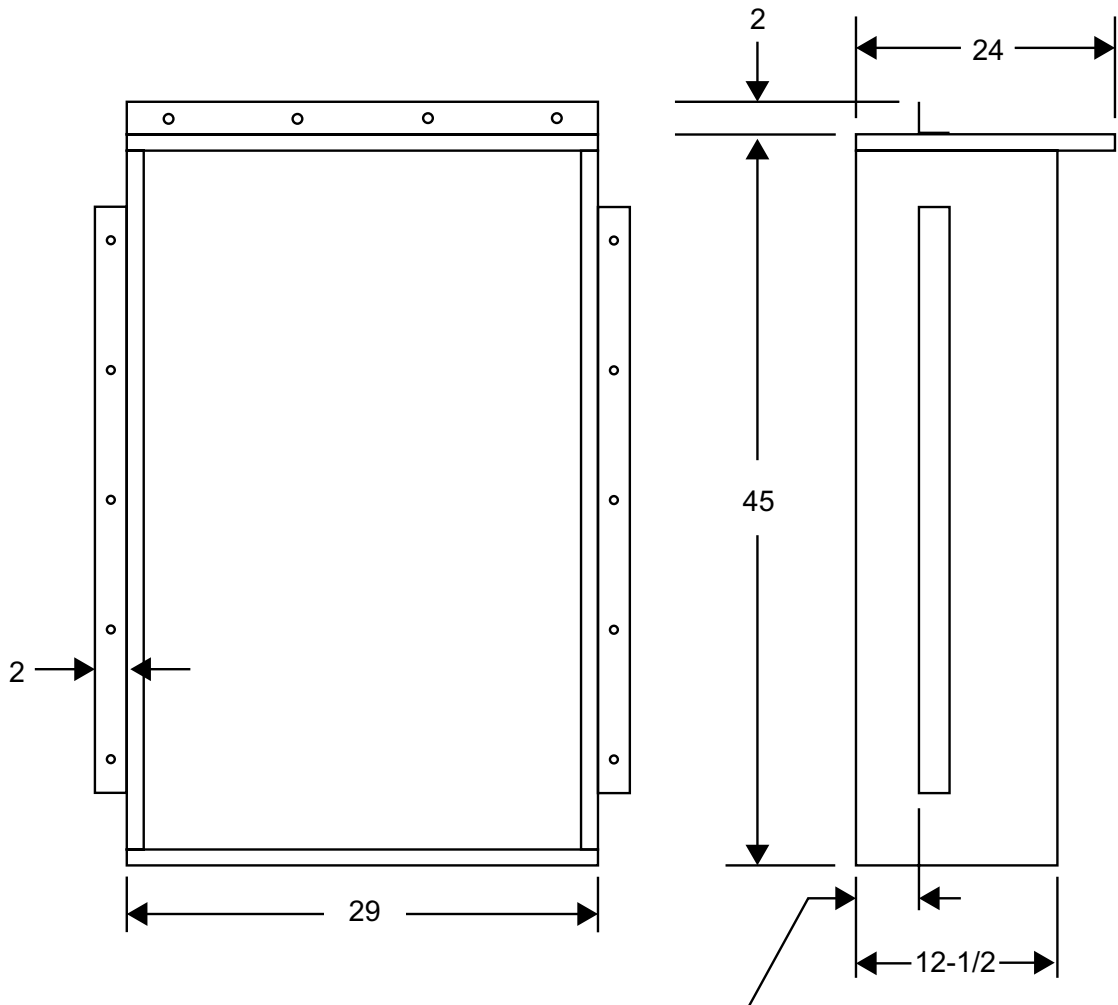
N/A: Do not operate unit in heating mode using this blower speed at this external static pressure. Outside of temperature rise range.

* As shipped speed for heating operation

UNIT DIMENSIONS



WALL SLEEVE DIMENSIONS



Flange may be assembled
1" or 3-3/4" from front of sleeve



215 Metropolitan Drive | West Columbia, SC 29170
800-448-5872
Product Support 866-282-7257
www.magic-pak.com

All specifications and illustrations subject to change without notice and without incurring obligations.