

M-SERIES CONTRACTOR GUIDE





TABLE OF CONTENTS

PRODUCT OVERVIEW	4
PRODUCT FEATURES	6
INVERTER Technology	6
Temperature Control	7
Programmable Comfort	8
Healthier and Cleaner Air	10
H2i® Technology	11
SINGLE-ZONE PRODUCTS	12
MULTI-ZONE PRODUCTS	14
M-SERIES ACCESSORIES	18
M-SERIES PRODUCT SPECIFICATIONS	21



ADVANCED TECHNOLOGY CREATES A COMFORT REVOLUTION

For more than three decades, we've been improving comfort in homes all over the world. Now with the newest innovations, any space can be transformed with quiet, easy-to-use and energy-efficient cooling and heating systems that deliver ultimate comfort.

mitsubishi electric systems feature:

The most advanced technology on the market:

- INVERTER-driven compressors
- Split-zoning for precise temperature control and greater efficiency
- Sleek indoor units that blend into any room


PRODUCT OVERVIEW



PERFECT FOR HOT AND COLD SPOTS AND BEYOND

Key benefits of M-Series systems:

- ◆ Industry leading quality and reliability
- ◆ Minimal or no ductwork means less energy is wasted
- ◆ Reduced installation time over conventional systems
- ◆ Controllers allow for perfect temperatures in virtually any space – sunrooms, bedrooms, home offices, attics, basements and garage workshops
- ◆ INVERTER-driven compressors automatically adjust cooling and heating capacity for consistent temperature
- ◆ H2i® Hyper-heat pumps with hot-start technology provide instant warmth even in extreme climates (down to -13° F)
- ◆ Advanced filtration dramatically improves air quality
- ◆ Maximum energy efficiency with higher SEER and HSPF ratings





ENERGY EFFICIENT AND ENVIRONMENTALLY FRIENDLY

M-Series systems utilize green technologies, and are much more efficient, so homeowners never have to sacrifice comfort over worries about high-energy costs.

- ◆ INVERTER technology results in substantial energy and utility savings for homeowners
- ◆ Zone control for improved comfort and decreased energy usage
- ◆ Many ENERGY STAR® rated systems
- ◆ SEER ratings as high as 26 – dramatically better than conventional systems
- ◆ Local and state utility rebates and incentive opportunities
- ◆ Environmentally friendly R410A refrigerant with zero Ozone Depletion Potential (ODP)
- ◆ 83% of system components are recyclable
- ◆ Washable filters made from natural materials

Use your smart phone to scan the tag to the right, or visit dsireusa.org for information on available local rebate opportunities from state or utility companies.



Get the free mobile app at
<http://gettag.mobi>



PRODUCT FEATURES

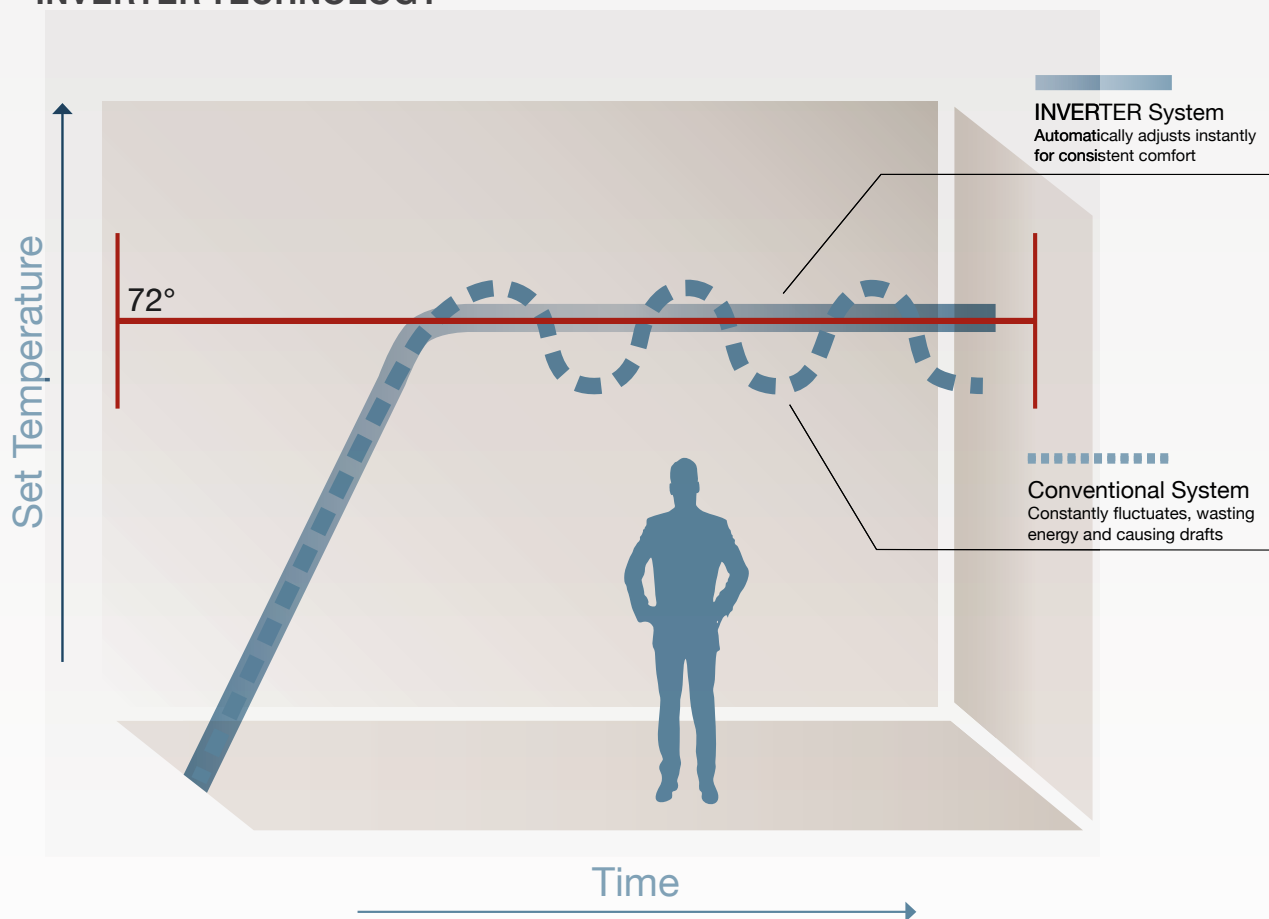


PUT COMFORT ON CRUISE CONTROL



Sophisticated, electronic control systems detect any change in room or zone temperature and—like a car's cruise control—automatically adjust the speed of the outdoor unit's INVERTER-driven compressor for precise capacity and temperature control. Electronic LEVs exactly control refrigerant flow to regulate coil temperature.

INVERTER TECHNOLOGY





i-see Sensor™
Detects temperature variations and controls the airflow for ultimate comfort

i-see Sensor™

DETECT AND CONTROL TEMPERATURE FLUCTUATIONS

All M-Series systems detect room temperature fluctuations and automatically adjust performance for ultimate comfort in any room.

- ◆ All indoor models feature a return air sensor that constantly monitors and maintains room temperature
- ◆ Continuous fan operation ensures temperature consistency
- ◆ Systems with an i-see Sensor™ scan the room and adjust airflow based on ambient temperature readings (MSZ-FE09/12NA i-see Sensor models only)
- ◆ Auto changeover feature automatically switches between cooling and heating modes as needed to maintain a consistent temperature – just set it and forget it (MUZ and SUZ outdoor units)
- ◆ Seven horizontal airflow directions provide 150° of lateral airflow for greater conditioned air circulation (wide vane or swing mode, available on the MSY(Z)-FE09/12/18/GE24/D30/36NA)

PROGRAMMABLE COMFORT

Mitsubishi Electric offers a comprehensive family of controllers that can adjust temperature, fan speed, and more.



CONTROLLER FEATURES INCLUDE:

- ◆ **MODE:** HEAT, COOL, AUTO, and DRY
- ◆ **FAN:** Adjusts fan speed
- ◆ **STOP/START:** A 12-hour ON/OFF timer
- ◆ **ECONO COOL:** Energy efficient cooling option
- ◆ **VANE:** Sets horizontal vane position
- ◆ **TIME:** Power off timer and clock adjustment
- ◆ **SMART SET:** Programs multiple settings into one quick-press feature. Programs heating set back


Additional features available on some models

Standard for M-Series wall-mounted and floor-mounted systems.

Optional wall-mounted wired controller is available (PAR-21MA, requires MAC-333 adapter).

MHK1 Wireless Remote Controller Kit

Includes Wireless Wall-mounted Remote Controller, Wireless Receiver, and Cable. Portable Central Controller and Outside Air Sensor are optional accessories.



WIRELESS WALL-MOUNTED REMOTE CONTROLLER

- Backlit, easy-to-read display
- Dual set-point control with system changeover
- Enabled with RedLINK™ reliability
- Installs anywhere with simple wall-mounted design
- Compatible with MCCH1 Portable Central Controller and MOS1 Outside Air Sensor
- Requires wireless interface (included in kit)

MIFH1 WIRELESS RECEIVER

- Required for MRCH1 Wireless Remote Controller
- Enabled with RedLINK reliability



MCCH1

PORTABLE CENTRAL CONTROLLER

- Control up to 16 RedLINK™ devices
- Requires MHK1 per indoor unit
- Monitor and control On/Off, Mode and Set Temperature
- Schedule override capability
- Does not interfere with other wireless devices
- Displays outside air temperature and humidity when used with MOS1 Outside Air Sensor



MOS1

OUTSIDE AIR SENSOR

- Monitors outside air temperature and humidity
- Displays on MHK1 Remote Controller and MCCH1 Portable Central Controller

MULTIPLE FILTERS FOR CLEANER, HEALTHIER AIR

Our indoor units use a sophisticated multi-part filtration system to reduce contaminants such as allergens, viruses and bacteria from the air. This combination of filters provides a healthier, breathing environment for the home.

1 HYBRID CATECHIN PRE-FILTER:

- Captures dust particles and absorbs odor-causing gases
- Hybrid-coating process makes the catechin filter washable and, if properly maintained with regular cleaning, remains effective for up to ten years

2 PLATINUM CATALYST DEODORIZING FILTER:

AVAILABLE ON MSZ-FE9/12NA

- Features a ceramic surface absorption element and uses nanotechnology for high-power odor absorption
- Periodic cleaning, following the recommended procedures, will maintain filter effectiveness for up to two years

3 BLUE-ENZYME ANTI-ALLERGEN FILTER:

AVAILABLE ON MSZ-FE9/12NA

- Reduces germs, bacteria, and viruses
- Helps trap dust, pollens, mites, and other particles
- Utilizes an enzyme catalyst to help break down the sulfur atom bonds in allergen proteins, transforming them into non-allergen proteins, and, effectively cleaning the air (filter should be cleaned regularly to maintain effectiveness)

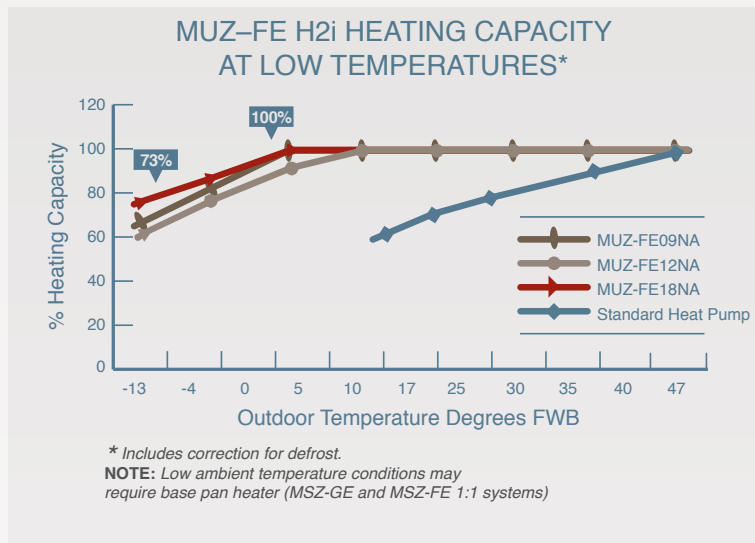


HEAT AND LOTS OF IT



Complementing the innovative INVERTER-driven compressor, the MSZ-FE high-efficiency systems feature special technology for delivering exceptional heating performance.

H2i® TECHNOLOGY



HEATING even when it's -13° F outdoor ambient, producing up to 100% heating capacity at 5° F (MSZ-FE09/18) and 92% capacity at 5° F for MSZ-FE12

YEAR-ROUND COMFORT in extreme climates without the need for energy-consuming indoor supplemental heating devices

HOT-START TECHNOLOGY provides warmth from the start, reducing drafts

MINIMAL MAINTENANCE thanks to easily accessible filters, little or no ductwork to clean, and simple wiring between the indoor and outdoor units



QUIETER THAN A HUMAN WHISPER.

Do you hear that? No? Mitsubishi Electric systems operate at low sound levels. Our indoor units produce decibels barely at a whisper level. Compare to other common sounds:

Ambulance siren	120 decibels
Circular saw	110 decibels
Vacuum cleaner	80 decibels
Normal conversation	60 decibels
Whisper	30 decibels
Our indoor units	19-34 decibels*

Did you hear that? We hope you did.

Source: National Institute for Occupational Safety and Health
*Smallest to largest capacity indoor unit at low speed

SINGLE-ZONE PRODUCTS



M-SERIES SINGLE-ZONE PRODUCTS AND FEATURES

Total control for total comfort: single rooms can now have ultimate comfort with the power of precise control over hot and cold spots.



SINGLE-ZONE, WALL-MOUNTED HEAT PUMPS *Cooling and Heating*

Slim, wall-mounted indoor units provide zone comfort control. INVERTER-driven compressors and electronic LEVs provide higher efficiency with controlled power usage. The indoor unit is powered by the outdoor unit, and should a power outage occur, the system is automatically restored when power returns.

MSZ/MUZ-GE/D Heat Pumps | 2,800–33,200 Btu/h Capacity Range

- 14.5–21 SEER, 8.2–10 HSPF, INVERTER-driven compressor
- Provides cooling and heating in a wide range of capacities
- Offers a wide vane for a wider angle of airflow, 150° from left to right (on FE12/GE24/D30/D36 models)
- Ideal for applications in bedrooms, home offices, living rooms, dining rooms, basements, kitchens, guard houses and more



MSZ/MUZ-FE High Efficiency Heat Pumps | 3,100–25,200 Btu/h Capacity Range

- 20.2–26 SEER, 10–10.5 HSPF, INVERTER-driven compressor
 - Quiet Operation as low as 22 dB(A)
 - Provides cooling and heating in a wide range of capacities
 - Offers a wide vane for a wider angle of airflow, 150° from left to right
 - Motorized vertical vanes on FE09/12/18 models
 - i-see Sensor™ technology on FE09/12 models
 - Triple filtration system on FE09/12 models
 - H2i® high heat capabilities at low ambient temperatures
- MSZ-FE09/18 are 100% capacity at 5° F MSZ-FE12 is 92% capacity at 5° F



SINGLE-ZONE, CEILING-RECESSED, CASSETTE HEAT PUMPS *Cooling and Heating*

SLZ-KA 2'x2' ceiling-recessed cassette units offer a wide airflow pattern for better air distribution in a less obtrusive style. Install SLZ in a hard ceiling (with an access panel for servicing) or in 2'x2' drop ceiling.

SLZ/SUZ Heat Pumps | 3,100–17,700 Btu/h Capacity Range

- 15–16 SEER, 9.6 HSPF, INVERTER-driven compressor
- Provides cooling and heating in a wide range of capacities
- SLZ/SUZ-KA09/1215 1:1 systems are ENERGY STAR® rated
- Ventilation air knockouts
- Built-in condensate lift mechanism (up to 20")
- Offers a 2, 3, or 4 way airflow pattern



SINGLE-ZONE, HORIZONTAL-DUCTED HEAT PUMPS *Cooling and Heating*

SEZ ducted units provide comfort and efficiency while staying hidden either in the ceiling or beneath the floor. All 1:1 systems are ENERGY STAR® certified.

SEZ/SUZ Heat Pumps | 3,800–19,000 Btu/h Capacity Range

- 15–17.5 SEER, 10 HSPF, INVERTER-driven compressor
- Provides cooling and heating in a wide range of capacities
- Built-in condensate lift mechanism (up to 22")
- Static capability up to 0.20" WG
- Optional filter box with MERV-8 filters

COOLING ONLY



SINGLE-ZONE, WALL-MOUNTED AIR CONDITIONERS *Cooling-only*

Cooling only models operate quietly and efficiently to provide comfort in any room.

MS/MU Air Conditioners | 9,500–12,000 Btu/h Capacity Range

- 13 SEER, non-INVERTER rotary compressor
- 9,500–12,000 Btu/h Capacity Range
- 115 volt, single phase
- Hand-held wireless remote controller only

MSY/MUY Air Conditioners | 3,800–34,600 Btu/h Capacity Range

- 15.1–21 SEER, INVERTER compressor
- Offers a wide vane for a wider angle of airflow, 150° from left to right
- Motorized vertical vanes on GE24/D30/D36 models
- Multiple ENERGY STAR® models available

M-Series systems are not suitable for critical room and low ambient cooling applications. Use commercial grade P-Series with full cooling capacity down to 0° F with wind baffle.

MULTI-ZONE PRODUCTS

M-SERIES MULTI-ZONE PRODUCTS AND FEATURES

Total zone control: individually controlled rooms (up to 8) with a single outdoor system

With the MXZ-B multi-zone system your customers can enjoy ideal levels of comfort in the rooms you use most while reducing their energy costs. Each zone operates independently. People in different rooms—like the kitchen, master bedroom or living room—can set temperatures for personalized comfort.



MXZ-8B48



MXZ-2B20

MXZ-3B24

MXZ-3B30

MXZ-4B36

THE MULTI-ZONE SYSTEM FEATURES INCLUDE:

- Mix and match flexibility of indoor unit styles and combinations
- A wide range of indoor unit capacities that match the room size and requirements
- Flexible options to tackle the most challenging multi-room installations
- High efficiency, multiple ENERGY STAR® combinations
- Simple, quick, and cost-effective installation
- Four-ton outdoor unit can support up to eight indoor units using branch boxes
- Advanced microprocessor control
- Auto restart following a power outage
- Self-check function offering integrated diagnostics
- Wired and wireless control options



WALL-MOUNTED INDOOR UNITS FOR MULTI-ZONE SYSTEMS *Cooling and Heating*


Slim, wall-mounted indoor units provide zone comfort control. INVERTER-driven compressors and electronic LEVs provide higher efficiency with controlled power usage. The A-control feature powers the indoor unit from the outdoor unit, and should a power outage occur, the system is automatically restored when power returns.

MSZ-GE Heat Pumps | 06, 09, 12, 15, 18, 24

- INVERTER-driven compressor
- Provides cooling and heating in a wide range of capacities
- Offers a wide vane for a wider angle of airflow, 150° from left to right (on FE12/GE24/D30/D36 models)

MSZ-FE High Efficiency Heat Pumps | 09, 12, 18

- Quiet operation as low as 22 dB(A)
- Offers a wide vane for a wider angle of airflow, 150° from left to right
- Motorized horizontal vanes on FE09/12/18 models
- i-see Sensor™ technology on FE09/12 models
- Triple filtration system on FE09/12 models



CEILING-RECESSED INDOOR UNITS FOR MULTI-ZONE SYSTEMS *Cooling and Heating*

SLZ-KA 2'x2' ceiling-recessed cassette units offer a wide airflow pattern for better air distribution in a less obtrusive style. Install SLZ in a hard ceiling (with an access panel for servicing) or in 2'x2' drop ceiling.

SLZ Heat Pumps | 09, 12, 15

- INVERTER-driven compressor
- Ventilation air knockouts
- Built-in condensate lift mechanism (up to 20")
- Offers a 2, 3, or 4 way airflow pattern



HORIZONTAL-DUCTED HEAT PUMPS FOR MULTI-ZONE SYSTEMS *Cooling and Heating*

SEZ ducted units provide comfort and efficiency while staying hidden either in the ceiling or beneath the floor.

SEZ Heat Pumps | 09, 12, 15, 18

- INVERTER-driven compressor
- Built-in condensate lift mechanism (up to 22")
- Static capability up to 0.20" WG
- Optional filter box with MERV-8 filters



FLOOR-MOUNTED INDOOR UNITS FOR MULTI-ZONE SYSTEMS *Cooling and Heating*

Floor-mounted indoor unit mounts on the floor or up to 5" above floor and has front panel access to the filter for ease of cleaning. It is perfect for difficult areas that may be smaller or don't have usable space on the walls.

MFZ Heat Pumps | 09, 12, 18

- Top and bottom discharge vanes
- Hot-start technology
- Quiet operation
- Wireless remote control with smart set feature

Note: Select PLA, PCA, PEAD models are also compatible with select multi-zone MXZ-B systems

MULTI-ZONE SYSTEM EXAMPLE



COMBINATION POSSIBILITIES

MXZ-2B20NA-1 (2:1) Outdoor Unit




Two MSZ-GE09NA Indoor Units
(Two indoor units must be installed.)

MXZ-3B24/30NA-1 (2:1, 3:1) Outdoor Unit




SEZ-KD12NA Indoor Unit
MSZ-GE09NA and MFZ-KD09NA Indoor Units
(Two indoor units must be installed.)

MXZ-4B36NA-1 (2:1, 4:1) Outdoor Unit



Two MSZ-GE09NA Indoor Units
(Two indoor units must be installed.)

MXZ-8B48NA-1 (2:1, 8:1) Outdoor Unit*



Two indoor units must be installed.)

*Illustration purposes only.

M-SERIES ACCESSORIES

MHK1 WIRELESS REMOTE CONTROLLER KIT

The flagship remote controller kit for M-Series systems, MHK1 features RedLINK™ wireless technology, easy-to-use temperature controls and a bright, backlit display.



Optional Accessories



MCCH1




MOS1

Function	Description
ON/OFF	On/Off operation for a single indoor unit
Operation Mode	Cool / Drying / Auto / Heat / Fan operation modes dependent on connected system
Temperature Setting	Set temperature from 40° F - 99° F depending on operation mode and connected system
System Changeover Deadband Value	2° F - 8° F
Schedule Operation	5-2, 5-1-1
Optimal Start	Eliminates the guesswork when setting your schedule. Allows the remote controller to "learn" how long your split-zoning system takes to reach programmed temperature setting, so the temperature is reached at the time you set
Fan Speed Setting	Hi/Mid-2/Mid-1/Low/Auto Available fan speed settings dependent on connected system
Airflow Direction Setting	Airflow angles: 100° - 80° - 60° - 40° and oscillate available airflow direction settings dependent on connected system
Permit/Prohibit Function	Individual prohibit operations for each remote controller function (ON/OFF, Set Temperature and Operation Mode)
Space Temperature	Displays the measured space temperature
Error Indication	Displays error code
Display Outside Temperature and Humidity	Requires optional MOS1 Outside Air Sensor
Dimensions - (W x D x H)	Remote Controller: 5-3/16" x 1-1/2" x 3-9/16" Receiver: 3-1/4" x 1-5/16" x 6-7/16"
Operating Ambient Temperature	Remote Controller: 32° F - 120° F Receiver: -40° F - 165° F
Operating Ambient Humidity	Remote Controller: 5% - 90% RH (non-condensing) Receiver: 5% - 90% RH (non-condensing)
Power Supply	2 AA batteries (included)

Note: MHK1 Compatible with current INVERTER-driven M-Series as noted in data charts.

Specifications are subject to change without notice

BALL VALVES



Model Numbers:

BV14FFSI
BV14FFSI
BV14FFSI
BV14FFSI

DIAMONDBACK BV-SERIES BALL VALVES

Diamondback BV-Series ball valves include the following features:

- Engineered for mini-split and multi-split units
- Full port design with flare connections
- 700 PSIG rated
- Flare connections

Other important information:

- Size available: 1/4", 3/8", 1/2", 5/8"
- Fully factory assembled
- Furnace brazed and pressure tested
- Each ball valve is equipped with Schrader® Valve for refrigerant service
- Temperature range: -40° F to +325° F (-40° C to +149° C)
- Forged brass body and seal cap
- Polytetrafluoroethylene (PTFE) seals and gaskets (no synthetic O-rings)
- Seal cap design permits valve operation without removal of seal cap
- One-year limited materials and workmanship warranty on ball valves

Part Number	SAE Flare	A	B	C	D	E	F
BV14FFSI	1/4"	6.19	2.60	1.80	1.22	1.42	1.10
BV38FFSI	3/8"	6.30	2.67	1.80	1.22	1.42	1.10
BV12FFSI	1/2"	6.51	2.67	1.80	1.22	1.42	1.10
BV58FFSI	5/8"	6.64	2.67	1.80	1.28	1.42	1.10

PLATFORM STANDS



Model DSD-400N

L: 15 3/4"
W: 3 1/4"
H: 3 1/4"

DIAMONDBACK PLATFORM STANDS

Lift the outdoor unit to new heights.

- Easy to install
- Available for all system sizes
- Color matched to the outdoor units
- One-year warranty

LINESETS

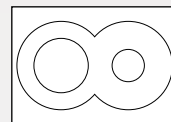


Caps On

DIAMONDBACK LINESETS

Diamondback linesets include the following features:

- Quick, efficient, and economical field installation using factory applied Twin-Tube insulation and flare connections with flare nuts mounted
- Correct lengths for reducing waste and time
- Quality, consistency, and economy
- All Diamondback lineset tubing is tested in accordance with ASTM E243
- One year warranty



“TWIN-TUBE” LINESET INSULATION DESIGN

- Balanced outside diameter for uniform coil/uncoil position stability.
- Minimum 1/2" insulation thickness on both tubes

Lineset Part Number	Tube Size (IN.)	Length (FT.)	Insul.	Lineset Part Number	Tube Size (IN.)	Length (FT.)	Insul.
MLS143812T-15	1/4 x 3/8	15	1/2"	MLS145812T-30	1/4 x 5/8	30	1/2"
MLS143812T-30	1/4 x 3/8	30	1/2"	MLS145812T-50	1/4 x 5/8	50	1/2"
MLS143812T-50	1/4 x 3/8	50	1/2"	MLS145812T-65	1/4 x 5/8	65	1/2"
MLS143812T-65	1/4 x 3/8	65	1/2"	MLS145812T-100	1/4 x 5/8	100	1/2"
MLS141212T-15	1/4 x 1/2	15	1/2"	MPLS385812T-10	3/8 x 5/8	10	1/2"
MLS141212T-30	1/4 x 1/2	30	1/2"	MPLS385812T-15	3/8 x 5/8	15	1/2"
MLS141212T-50	1/4 x 1/2	50	1/2"	MPLS385812T-30	3/8 x 5/8	30	1/2"
MLS141212T-65	1/4 x 1/2	65	1/2"	MPLS385812T-50	3/8 x 5/8	50	1/2"
MLS141212T-100	1/4 x 1/2	100	1/2"	MPLS385812T-65	3/8 x 5/8	65	1/2"
MLS145812T-15	1/4 x 5/8	15	1/2"	MPLS385812T-100	3/8 x 5/8	100	1/2"

FILTER BOXES



FILTER BOXES

FB Series filter boxes are available in compatible sizes for all M-Series horizontal ducted indoor units. FBL1 filter boxes include 1" thick pleated MERV 8 filter(s) installed. Filters are tested in accordance with ANSI/ASHRAE Standard 52.2 and Rated Class 2 under U.L. Standard 900.

The cabinet is constructed of non-insulated 20 gauge, G-60 galvanized steel with a foam gasket and provides an air-tight connection to the indoor unit and access door. Gasket material complies with UL 723 requirements. In addition, a screw-through cabinet design for secure attachment to indoor unit and return connection in rear is easily field-converted to bottom return.

Part Number	Part Description
FBL1-1	FB Series Filter Box for SEZ-KD09NA4
FBL1-2	FB Series Filter Box for SEZ-KD12/15NA4
FBL1-3	FB Series Filter Box for SEZ-KD18NA4
FBM2-3	FB Series Filter for PEAD-A24AA4/30AA4

M-SERIES PRODUCT SPECIFICATIONS



Single Zone | MS Cooling-Only

NON-INVERTER

Model Name	Indoor Unit		MS-A09WA	MS-A12WA
	Outdoor Unit		MU-A09WA	MU-A12WA
Cooling *1	Rated Capacity	Btu/h	9,500	12,000
	Capacity Range	Btu/h	-	-
	Total Input	W	870	1,070
	Energy Efficiency	SEER	13	
	Moisture Removal	Pints/h	2.7	3.2
	Sensible Heat Factor		0.68	0.70
Power Supply	Phase, Cycle, Voltage		1 Phase, 60Hz, 115V *2	
Voltage	Indoor - Outdoor L1-N		AC 115V	
	Indoor - Outdoor N-2		AC 115V	
	Indoor - Remote Controller		Wireless Type	
Indoor Unit	MCA	A	1.2	
	Fan Motor	F.L.A.	0.95	
	Airflow (Lo-Med-Hi-Powerful)	DRY (CFM)	183-261-335-367	222-286-406-446
		WET (CFM)	162-233-300-328	198-254-363-399
	Sound Pressure Level (Lo-Med-Hi-Powerful)	dB(A)	26-32-40-42	33-38-45-47
	External Finish Color		Munsell No. 1.0Y 9.2/0.2	
	Dimension Unit	W: In.	30-11/16	
		D: In.	8-1/4	
		H: In.	11-3/4	
	Weight Unit	Lbs.	23	
	Field Drainpipe Size O.D.	In.	5/8	
Remote Controller	Type		Hand-held Wireless Remote Controller	
Outdoor Unit	MCA	A	14	16
	MOCP	(Time Delay) A	15	20
	Fan Motor	F.L.A.	0.63	0.93
	Compressor	Model (Type)	Single Rotary	
		R.L.A.	9.3	10.82
		L.R.A.	47	56
	Airflow	CFM	1,083	1,327
	Refrigerant Control		Capillary Tube	
	Sound Pressure Level (Cooling) *1	dB(A)	47	52
	External Finish Color		Munsell No. 3Y 7.8/1.1	
	Dimensions	W: In.	31-1/2	33-7/16
		D: In.	11-1/4	11-7/16
		H: In.	21-5/8	23-13/16
Weight	Lbs.	78	96	
Refrigerant	Type		R410A	
	Charge	Lbs., Oz.	2, 5	3, 1
	Oil	Type (Fl. Oz.)	NE022 (10.8)	
Refrigerant Pipe	Gas Side O.D.	In.	3/8	1/2
	Liquid Side O.D.		1/4	
	Height Difference (Max.)	Ft..	35	
	Length (Max.)		65	
Connection Method	Indoor/Outdoor		Flared/Flared	

NOTES: Test conditions are based on AHRI 210/240.





*1. Rating conditions (cooling) - Indoor D.B. 80° F (27° C), W.B. 67° F (19° C); Outdoor: D.B. 95° F (35° C), W.B. 75° F (24° C).

*2. Indoor units receive power from outdoor units through field-supplied interconnected wiring.

Specifications are subject to change without notice.

LIMITED WARRANTY | Seven-year warranty on compressor. Five-year warranty on parts.

Single Zone | MSY Cooling-Only

										
Model Name	Indoor Unit		MSY-GE09NA-8	MSY-GE12NA-8	MSY-GE15NA-8	MSY-GE18NA-8	MSY-GE24NA	MSY-D30NA-8	MSY-D36NA-8	
	Outdoor Unit		MUY-GE09NA	MUY-GE12NA	MUY-GE15NA-1	MUY-GE18NA-1	MUY-GE24NA	MUY-D30NA-1	MUY-D36NA-1	
Cooling *1	Rated Capacity	Btu/h	9,000	12,000	14,000	17,200	22,500	30,700	34,600	
	Capacity Range	Btu/h	3,800-12,200	3,800-13,600	3,100-18,200	3,700-18,700	8,200-31,400	9,800-30,700	9,800-34,600	
	Total Input	W	660 (205-1,200)	960 (205-1,300)	1,080 (160-2,000)	1,640 (240-2,070)	1,800 (570-3,580)	3,380 (620-3,380)	4,240 (620-4,240)	
	Energy Efficiency	SEER	21	20.5	21	19.2	19	16	15.1	
	Moisture Removal	Pints/h	1.5	2.5	2.7	4.6	5.1	9.9	11.9	
	Sensible Heat Factor		0.82	0.74	0.80	0.71	0.75	0.64	0.62	
Power Supply	Phase, Cycle, Voltage		1-phase, 60Hz, 208 / 230V *2							
Voltage	Indoor - Outdoor S1 - S2		AC 208 / 230V							
	Indoor - Outdoor S2 - S3		DC12-24V							
	Indoor - Remote Controller		Wireless Type (Optional Wired Controller: DC 12V)							
Indoor Unit	MCA	A	1.0							
	Fan Motor	F.L.A.	0.76							
	Airflow at Cooling (Quiet-Lo-Med-Hi-Super Hi or Lo-Med-Hi-Powerful)*1	DRY (CFM)	145-170-237-321-399			205-272-335-420-533	230-275-339-420-533	388-469-628-738	389-639-848-887	
		WET (CFM)	109-134-201-286-364			170-237-300-385-498	194-240-304-385-498	347-420-562-661	350-576-763-798	
	Sound Pressure Level at Cooling (Quiet-Lo-Med-Hi-Super Hi or Lo-Med-Hi-Powerful) *1	dB(A)	19-22-30-37-43	19-22-30-37-45	26-32-38-44-49	28-33-38-44-49	34-41-49-53	32-42-49-51		
	External Finish Color		Munsell No. 1.0Y 9.2 / 0.2							
	Dimension Unit	W: In.	31-7/16				43-5/16		46-1/16	
		D: In.	9-1/8				9-3/8		11-5/8	
		H: In.	11-5/8				12-13/16		14-3/8	
	Weight Unit	Lbs.	22				37		40	
	Field Drainpipe Size O.D.	In.	5/8							
Remote Controller	Type		Hand-held Wireless Remote Controller (Optional MHK1 Backlit Wireless Wall-mounted Remote Controller)							
Outdoor Unit	MCA	A	12			14		17.1	21	
	MOCp	A	15					20	25	
	Fan Motor	F.L.A.	0.50			0.93				
	Compressor	Model (Type)	DC INVERTER-driven			DC INVERTER-driven Twin Rotary				
		R.L.A.	4.9		6.8	10.0	12.9	16		
		L.R.A.	6.1		8.5	12.5	16.1	20		
	Airflow (Cooling)	CFM	1,151	1,229	1,243	1,730	1,769	1,941		
	Refrigerant Control		Linear Expansion Valve							
	Sound Pressure Level at Cooling *1	dB(A)	46	49		54		55		56
	External Finish Color		Munsell No. 3Y 7.8 / 1.1							
	Dimensions	W: In.	31-1/2			33-1/16				
		D: In.	11-1/4			13		13		13
		H: In.	21-5/8			33-7/16		34-5/8		33-7/16
	Weight	Lbs.	66	77	80	119		126		
Refrigerant	Type		R410A							
	Charge	Lbs., Oz.	1, 12	2, 9		3, 7		4, 3	4	
	Oil	Type (fl. oz.)	NEO22 (10.8)			NEO22 (15.2)		FV50S (13.52)	NEO22 (29.4)	
Refrigerant Pipe	Gas Side O.D.	In.	3/8			1/2		5/8		
	Liquid Side O.D.	In.	1/4			1/4		3/8		
Refrigerant Pipe Length	Height Difference (Max.)	Ft..	40			50				
	Length (Max.)	Ft..	65			100				
Connection Method	Indoor/Outdoor		Flared/Flared							

NOTES: Test conditions are based on AHRI 210/240.

*1. Rating conditions (cooling) - Indoor D.B. 80° F (27° C), W.B. 67° F (19° C); Outdoor: D.B. 95° F (35° C), W.B. 75° F (24° C).

*2. Indoor units receive power from outdoor units through field-supplied interconnected wiring.

Specifications are subject to change without notice.

LIMITED WARRANTY | Seven-year warranty on compressor. Five-year warranty on parts.

Single Zone | MSZ Heat Pump



Model Name	Indoor Unit		MSZ-FE09NA-8	MSZ-FE12NA-8	MSZ-FE18NA	MSZ-GE09NA-8	MSZ-GE12NA-8
	Outdoor Unit		MUZ-FE09NA-1	MUZ-FE12NA1	MUZ-FE18NA	MUZ-GE09NA	MUZ-GE12NA
Cooling *1	Rated Capacity	Btu/h	9,000	12,000	18,000	9,000	12,000
	Capacity Range	Btu/h	2,800-9,000	2,800-12,000	8,200-25,200	3,800-12,200	3,800-13,600
	Total Input	W	580 (160-650)	930 (160-960)	1,270 (570-2,280)	660 (205-1,200)	960 (205-1,300)
	Energy Efficiency	SEER	26	23	20.2	21	20.5
	Moisture Removal	Pints/h	2.1	2.9	2.7	1.5	2.5
	Sensible Heat Factor		0.76	0.73	0.84	0.82	0.74
Heating at 47° F *2	Rated Capacity	Btu/h	10,900	13,600	21,600	10,900	14,400
	Capacity Range	Btu/h	3,000-18,000	3,000-21,000	7,500-29,700	4,500-14,100	5,500-18,100
	Total Input	W	710 (150-2,250)	950 (150-2,250)	1,540 (520-2,240)	760 (255-1,200)	1,170 (340-1,660)
	HSPF (IV)	Btu/h/W	10	10.5	10.3	10	
Heating at 17° F *3	Rated Capacity	Btu/h	6,700	7,900	11,700	6,600	8,800
	Rated Total Input	W	650	750	1,240	700	900
	Maximum Capacity	Btu/h	12,500	13,600	21,600	8,700	11,200
Heating at 5° F	Maximum Capacity	Btu/h	10,900	12,500	21,600	7,061	9,194
Power Supply	Phase, Cycle, Voltage		1 Phase, 60Hz, 208/230V *4				
Voltage	Indoor - Outdoor S1 - S2		AC 208 / 230V				
	Indoor - Outdoor S2 - S3		DC12-24				
	Indoor - Remote Controller		Wireless Type (Optional Wired Controller: DC12V)				
Indoor Unit	MCA	A	1.0				
	Fan Motor	F.L.A.	0.76				
	Airflow at Cooling (Lo-Med-Hi-Super HI-Powerful) *1	DRY (CFM)	162-226-339-381	162-226-381-410	388-469-628-738	145-170-237-321-399	145-170-237-321-399
		WET (CFM)	144-202-307-343	144-202-350-367	347-420-562-661	109-134-201-286-364	109-134-201-286-364
	Airflow at Heating (Lo-Med-Hi-Super HI-Powerful) *2	WET (CFM)	166-240-367-381	166-240-399-420	388-469-628-738	145-170-237-321-406	145-170-237-321-406
	Sound Pressure Level at Cooling (Lo-Med-Hi-Super HI-Powerful) *1	dB(A)	22-31-39-42	22-33-43-45	34-41-49-53	19-22-30-37-43	19-22-30-37-45
	Sound Pressure Level at Heating (Lo-Med-Hi-Super HI-Powerful) *2	dB(A)	22-31-40-42	22-33-43-44	32-41-49-52	19-22-30-37-43	19-22-30-37-43
	External Finish Color		Munsell No. 1.0Y 9.2 / 0.2				
	Dimension Unit	W: In.	31-3/8		43-5/16		31-7/16
		D: In.	10-1/8		9-3/8		9-1/8
		H: In.	11-5/8		12-13/16		11-5/8
Weight Unit	Lbs.	27		37		22	
Field Drainpipe Size O.D.	In.	5/8					
Remote Controller	Type		Hand-held Wireless Remote Controller (Optional MHK1 Backlit Wireless Wall-mounted Remote Controller)				
Outdoor Unit	MCA	A	12		17.1		12
	MOCP	A	15		20		15
	Fan Motor	F.L.A.	0.56		0.93		0.50
	Compressor	Model (Type)	DC INVERTER-driven Twin Rotary			DC INVERTER-driven	
		R.L.A.	8.6		12.9		6.6
		L.R.A.	10.8		16.1		8.2
	Airflow (Cooling/Heating)	CFM	1,102 / 1,187		1,769 / 1,701		1,151 / 1,225 / 1,229 / 1,172
	Refrigerant Control		Linear Expansion Valve				
	Defrost Method		Reverse Cycle				
	Sound Pressure Level at Cooling *1	dB(A)	48		55		46 / 49
	Sound Pressure Level at Heating *2	dB(A)	49		55		50 / 51
	External Finish Color		Munsell No. 3Y 7.8 / 1.1				
	Dimensions	W: In.	31-1/2		33-1/16		31-1/2
		D: In.	11-1/4		13		11-1/4
		H: In.	21-5/8		34-5/8		21-5/8
Weight	Lbs.	80		119		66 / 77	
Refrigerant	Type		R410A				
	Charge	Lbs., Oz.	2, 9		4, 3		1, 12 / 2, 9
	Oil	Type (fl. oz.)	NE022 (15.2)		FV50S (13.5)		NE022 (10.8)
Refrigerant Pipe	Gas Side O.D.	In.	3/8		5/8		3/8
	Liquid Side O.D.	In.	1/4		3/8		1/4
Refrigerant Pipe Length	Height Difference (Max.)	Ft.	40		50		40
	Length (Max.)	Ft.	65		100		65
Connection Method	Indoor/Outdoor		Flared/Flared				

NOTES: Test conditions are based on AHRI 210/240.

*1. Rating conditions (cooling)-Indoor: D.B. 80° F (27° C), W.B. 67° F (19° C);
Outdoor: D.B. 95° F (35° C), W.B. 75° F (24° C).

*2. Rating conditions (heating)-Indoor: D.B. 70° F (21° C), W.B. 60° F (16° C);
Outdoor: D.B. 47° F (8° C), W.B. 43° F (6° C).

*3. Rating conditions (heating)-Indoor: D.B. 70° F (21° C), W.B. 60° F (16° C);
Outdoor: D.B. 17° F (-8° C), W.B. 15° F (-9° C).

*4. Indoor units receive power from outdoor units through field-supplied interconnected wiring.
Specifications are subject to change without notice.

LIMITED WARRANTY | Seven-year warranty on compressor. Five-year warranty on parts.

Single Zone | MSZ Heat Pump (CONT.)



Model Name	Indoor Unit		MSZ-GE15NA-8	MSZ-GE18NA-8	MSZ-GE24NA	MSZ-D30NA-8	MSZ-D36NA -8	
	Outdoor Unit		MUZ-GE15NA-1	MUZ-GE18NA-1	MUZ-GE24NA	MUZ-D30NA-1	MUZ-D36NA-1	
Cooling *1	Rated Capacity	Btu/h	14,000	17,200	22,500	30,700	33,200	
	Capacity Range	Btu/h	3,100-18,200	3,700-18,700	8,200-31,400	9,800-30,700	9,800-33,200	
	Total Input	W	1,080 (160-2,000)	1,640 (240-2,070)	1,800 (570- 3,580)	3,850 (620-3,850)	4,360 (620-4,360)	
	Energy Efficiency	SEER	21	19.2	19.0	14.5		
	Moisture Removal	Pints/h	2.7	4.6	5.1	9.9	11.3	
	Sensible Heat Factor		0.80	0.71	0.75	0.64	0.62	
Heating at 47° F *2	Rated Capacity	Btu/h	18,000	21,600	27,600	32,600	35,200	
	Capacity Range	Btu/h	4,800-20,900	3,500-25,200	7,500-36,900	8,700-34,000	8,700-36,000	
	Total Input	W	1,600 (270-2,010)	1,900 (230-2,680)	2,340 (520- 3,650)	3,360 (520-3,600)	3,840 (520-4,100)	
	HSPF (Region IV)	Btu/h/W	10				8.2	
Heating at 17° F *3	Rated Capacity	Btu/h	11,300	13,400	16,000	19,500	21,800	
	Rated Total Input	W	1,150	1,450	1,770	2,620 *5	3,000 *5	
	Maximum Capacity	Btu/h	15,900	17,200	24,600	20,800	22,800	
Heating at 5° F	Maximum Capacity	Btu/h	13,022	13,562	21,160	16,305	19,090	
Power Supply	Phase, Cycle, Voltage		1 Phase, 60Hz, 208/230V *4					
Voltage	Indoor - Outdoor S1-S2		AC 208 / 230V					
	Indoor - Outdoor S2-S3		DC12-24					
	Indoor - Remote Controller		Wireless Type (Optional Wired Controller: DC12V)					
Indoor Unit	MCA	A	1.0					
	Fan Motor	F.L.A.	0.76					
	Airflow at Cooling (Lo-Med-Hi-Super HI-Powerful) *1	DRY (CFM)	205-272-335-420-533	230-275-339-420-533	388-469-628-738	389-639-848-887		
		WET (CFM)	170-237-300-385-498	194-240-304-385-498	347-420-562-661	350-576-763-798		
	Airflow at Heating (Lo-Med-Hi-SuperHI-Powerful) *2	DRY (CFM)	205-247-304-367-463	230-275-339-431-512	388-469-628-738	445-639-848-887		
	Sound Pressure Level (Cooling) (Lo-Med-Hi-Super HI-Powerful) *1	dB(A)	26-32-38-44-49	28-33-38-44-49	34-41-49-53	32-42-49-51		
			26-30-35-40-46	28-33-38-44-49	32-41-49-52	34-42-49-50		
	Sound Pressure Level (Heating) (Lo-Med-Hi-Super HI-Powerful) *2							
	External Finish Color		Munsell No. 1.0Y 9.2/0.2					
	Dimension Unit	W: In.	31-7/16	31-7/16	43-5/16	46-1/16		
		D: In.	9-1/8	9-1/8	9-3/8	11-5/8		
		H: In.		11-5/8	12-13/16	14-3/8		
	Weight Unit	Lbs.	22		37	40		
Field Drainpipe Size O.D.	In.	5/8						
Remote Controller	Type		Hand-held Wireless Remote Controller (Optional MHK1 Backlit Wireless Wall-mounted Remote Controller)					
Outdoor Unit	MCA	A	12	14	17.1	21		
	MOCP	A	15		20	25		
	Fan Motor	F.L.A.	0.50	0.93				
	Compressor	Model (Type)	DC INVERTER-driven Twin Rotary					
		R.L.A.	7.4	10.0	12.9	16		
		L.R.A.	9.3	12.5	16.1	20		
	Airflow	CFM	1,243 / 1,229	1,730 / 1,659	1,769 / 1,701	1,941		
	Refrigerant Control		Linear Expansion Valve					
	Defrost Method		Reverse Cycle					
	Sound Pressure Level at Cooling *1	dB(A)	49	54	55		56	
	Sound Pressure Level at Heating *2	dB(A)	51	56	55	57		
	External Finish Color		Munsell No. 3Y 7.8/1.1					
	Dimensions	W: In.	31-1/2	33-1/16				
		D: In.	11-1/4	13				
		H: In.	21-5/8	33-7/16		33-7/16		
	Weight	Lbs.	80	119		141		
Refrigerant	Type		R410A					
	Charge	Lbs., Oz.	2, 9	3, 7	4, 3	4, 10		
	Oil	Type (Fl. Oz.)	NE022 (15.2)		FV50S (13.5)	NE022 (29.4)		
Refrigerant Pipe	Gas Side O.D.	In.	1/2 1/4		5/8			
	3/8							
	Height Difference (Max.)	Ft.	40	50				
	Length (Max.)		65	100				
Connection Method	Indoor/Outdoor		Flared/Flared					

NOTES: Test conditions are based on AHRI 210/240.

*1. Rating conditions (cooling)-Indoor: D.B. 80° F (27° C), W.B. 67° F (19° C); Outdoor: D.B. 95° F (35° C), W.B. 75° F (24° C).

*2. Rating conditions (heating)-Indoor: D.B. 70° F (21° C), W.B. 60° F (16° C); Outdoor: D.B. 47° F (8° C), W.B. 43° F (6° C).

*3. Rating conditions (heating)-Indoor: D.B. 70° F (21° C), W.B. 60° F (16° C); Outdoor: D.B. 17° F (-8° C), W.B. 15° F (-9° C).

*4. Indoor units receive power from outdoor units through field-supplied interconnected wiring.

*5. Maximum Total Input

Specifications are subject to change without notice.

LIMITED WARRANTY | Seven-year warranty on compressor. Five-year warranty on parts.

Single Zone | SEZ Heat Pump



Model Name	Indoor Unit		SEZ-KD09NA4	SEZ-KD12NA4	SEZ-KD15NA4	SEZ-KD18NA4	
	Outdoor Unit		SUZ-KA09NA	SUZ-KA12NA	SUZ-KA15NA	SUZ-KA18NA	
Cooling *1	Rated Capacity	Btu/h	8,100	11,500	14,100	17,200	
	Capacity Range	Btu/h	3,800-10,900	3,800-13,300	3,800-17,000	3,800-19,000	
	Total Input	W	670	920	1,170	1,380	
	Energy Efficiency	SEER	15	16	15.5	17.5	
	Moisture Removal	Pints/h	1.5	2.4	2.6	3.4	
	Sensible Heat Factor		0.80	0.76	0.80	0.79	
Heating at 47° F *2	Rated Capacity	Btu/h	10,900	13,600	18,000	21,600	
	Capacity Range	Btu/h	4,800-14,100	4,800-16,400	4,800-21,100	4,800-24,900	
	Total Input	W	1,020	1,140	1,500	1,700	
	HSPF (IV)	Btu/h/W	10.0				
Heating at 17° F *3	Rated Capacity	Btu/h	6,700	9,000	11,900	13,100	
	Rated Total Input	W	810	920	1,200	1,350	
	Maximum Capacity	Btu/h	6,700	9,000	11,900	13,100	
Power Supply	Phase, Cycle, Voltage		1 Phase, 60Hz, 208 / 230V *4				
Voltage	Indoor - Outdoor S1 - S2		AC 208-230V				
	Indoor - Outdoor S2 - S3		DC 12-24V				
Indoor Unit	MCA	A	1				
	Fan Motor	F.L.A.	0.51	0.57	0.74		
	Airflow at Cooling/Heating (Lo-Med-Hi)	DRY (CFM)	194-247-317	247-317-388	353-441-529	423-529-635	
		WET (CFM)	174-222-285	222-285-349	317-396-476	381-476-572	
	External Static Pressure *3	In. W.G.	0.02-0.06-0.14-0.20				
	Sound Pressure Level (Lo-Med-Hi)	dB(A)	23-26-30	23-28-33	30-34-37	30-34-38	
	External Finish		Galvanized-Steel Sheets				
	Dimension Unit	W: In.	31-1/8	39		46-7/8	
		D: In.		27-9/16			
		H: In.		7-7/8			
	Weight Unit	Lbs.	42	50	54	62	
	Drain-lift Mechanism	H: In.	21-11/16				
Field Drainpipe Size O.D.	In.	1-1/4					
Remote Controller	Type	Select from MHK1 (Preferred), PAR-21MA, or PAR-FL/FA32 Remote Controllers					
Outdoor Unit	MCA	A	12			14	
	MOCP	A	15				
	Fan Motor	F.L.A.	0.50			0.93	
	Compressor	Model (Type)	DC Inverter			DC Inverter Twin Rotary	
		R.L.A.	6.6			7.4	10
		L.R.A.	8.2			9.3	12.5
	Airflow (Cooling/Heating)	CFM	1,151/1,225	1,229/1,172	1,243/1,229	1,730/1,659	
	Refrigerant Control		Linear Expansion Valve				
	Defrost Method		Reverse Cycle				
	Sound Pressure Level at Cooling *1	dB(A)	46	49		54	
	Sound Pressure Level at Heating *2	dB(A)	50	51		56	
	External Finish Color		Munsell No. 3Y 7.8/1.1				
	Dimensions	W: In.	31-1/2			33-1/6	
		D: In.	11-1/4			13	
		H: In.	21-5/8			33-7/16	
	Weight	Lbs.	66	77	80	119	
Refrigerant	Type		R410A				
	Charge	Lbs., Oz.	2	2, 9		4	
	Oil	Type (fl. oz.)	NEO22 (10.8)			NEO22 (15.2)	
Refrigerant Pipe	Gas Side O.D.	In.	3/8		1/2		
	Liquid Side O.D.	In.	1/4				
Refrigerant Pipe Length	Height Difference (Max.)	Ft.	40			50	
	Length (Max.)	Ft.	65			100	
Connection Method	Indoor/Outdoor		Flared/Flared				

NOTES: Test conditions are based on AHRI 210/240.

*1. Rating conditions (cooling)-Indoor: D.B. 80° F (27° C), W.B. 67° F (19° C); Outdoor: D.B. 95° F (35° C), W.B. 75° F (24° C).

*2. Rating conditions (heating)-Indoor: D.B. 70° F (21° C), W.B. 60° F (16° C); Outdoor: D.B. 47° F (8° C), W.B. 43° F (6° C).

*3. Rating conditions (heating)-Indoor: D.B. 70° F (21° C), W.B. 60° F (16° C); Outdoor: D.B. 17° F (-8° C), W.B. 15° F (-9° C).

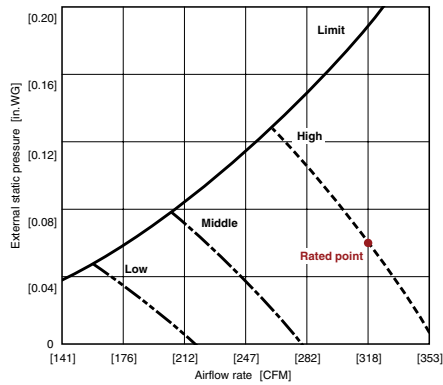
*4. Indoor units receive power from outdoor units through field-supplied interconnected wiring. Specifications are subject to change without notice.

LIMITED WARRANTY | Seven-year warranty on compressor. Five-year warranty on parts.

SEZ Static Performance Curves

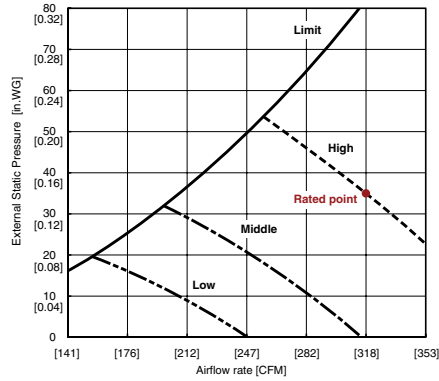
SEZ-KD09NA4

(External static pressure 0.06[in.WG]) 208/230V 60Hz



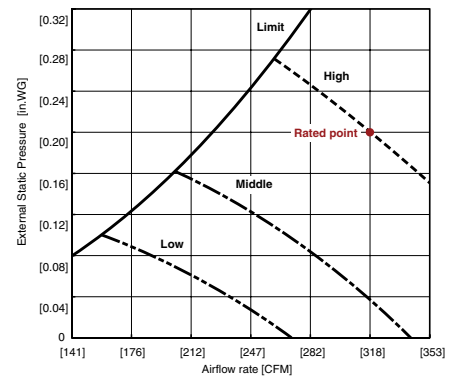
SEZ-KD09NA4

(External static pressure 0.14[in.WG]) 208/230V 60Hz



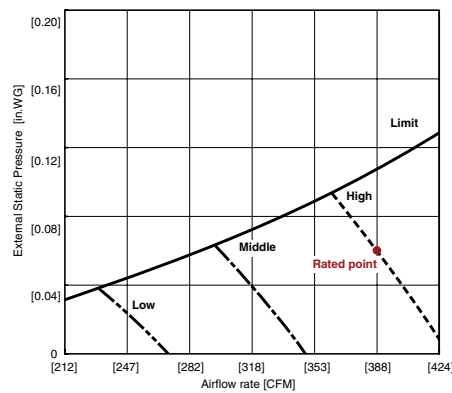
SEZ-KD09NA4

(External static pressure 0.20[in.WG]) 208/230V 60Hz



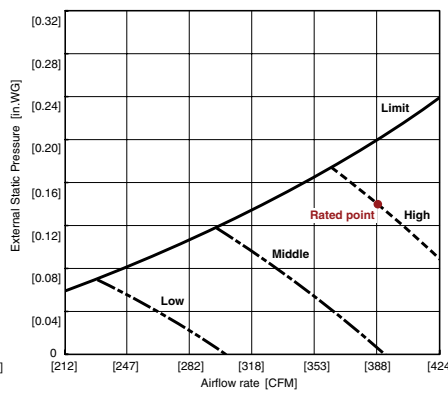
SEZ-KD12NA4

(External static pressure 0.06[in.WG]) 208/230V 60Hz



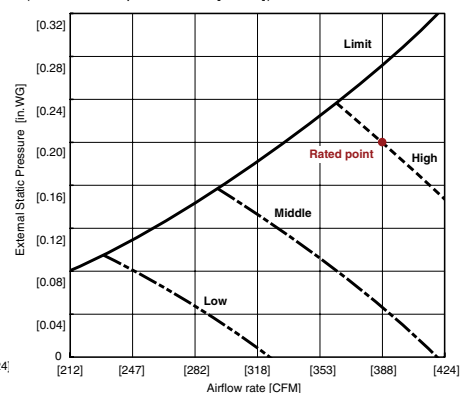
SEZ-KD12NA4

(External static pressure 0.14[in.WG]) 208/230V 60Hz



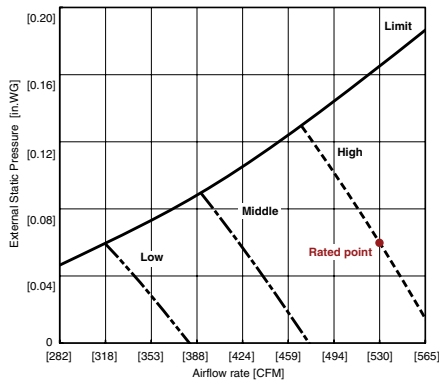
SEZ-KD12NA4

(External static pressure 0.20[in.WG]) 208/230V 60Hz



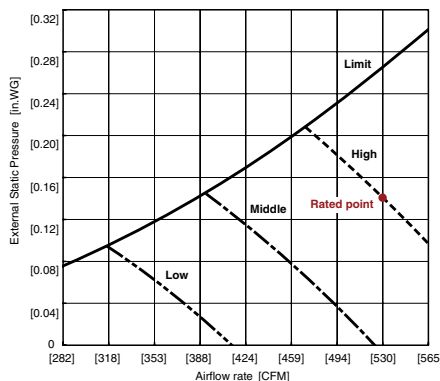
SEZ-KD15NA4

(External static pressure 0.06[in.WG]) 208/230V 60Hz



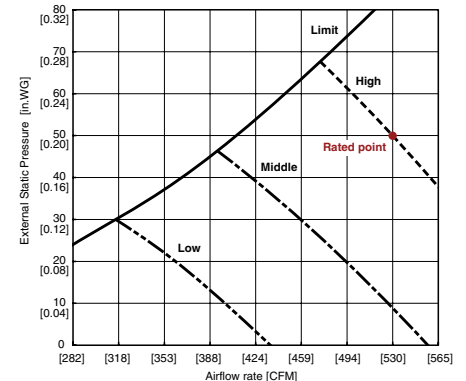
SEZ-KD15NA4

(External static pressure 0.14[in.WG]) 208/230V 60Hz



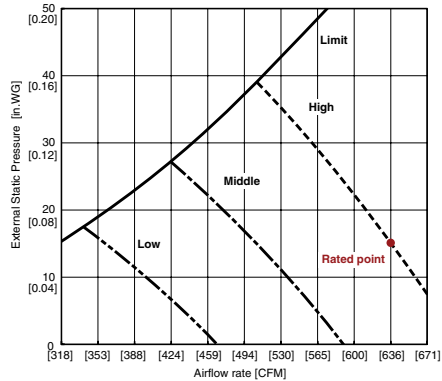
SEZ-KD15NA4

(External static pressure 0.20[in.WG]) 208/230V 60Hz



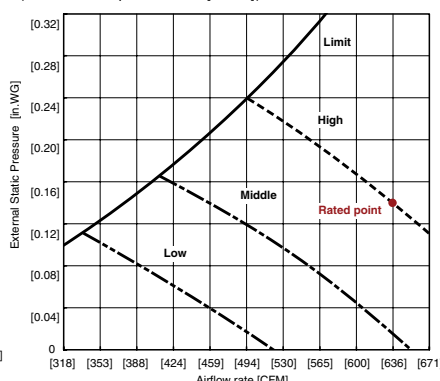
SEZ-KD18NA4

(External static pressure 0.06[in.WG]) 208/230V 60Hz



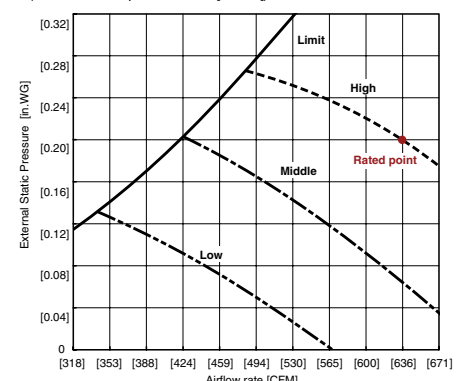
SEZ-KD18NA4

(External static pressure 0.14[in.WG]) 208/230V 60Hz



SEZ-KD18NA4

(External static pressure 0.20[in.WG]) 208/230V 60Hz



Note: ESP at 208/230V, 60 Hz. See manual for Static Performance Curve, including at 0.02 in W.G.

Single Zone | SLZ Heat Pump



Model Name	Indoor Unit		SLZ-KA09NA	SLZ-KA12NA	SLZ-KA15NA
	Outdoor Unit		SUZ-KA09NA	SUZ-KA12NA	SUZ-KA15NA
Cooling *1	Rated Capacity	Btu/h	8,400	11,100	15,000
	Capacity Range	Btu/h	3,100-10,900	3,400-13,300	3,800-17,700
	Total Input	W	700	920	1,460
	Energy Efficiency	SEER	15	15.4	16
	Moisture Removal	Pints/h	1.2	2.3	4.5
	Sensible Heat Factor		0.84	0.77	0.67
Heating at 47° F *2	Rated Capacity	Btu/h	10,900	13,600	18,000
	Capacity Range	Btu/h	3,100-14,100	3,100-17,100	3,100-22,000
	Total Input	W	930	1,180	1,950
	HSPF (IV)	Btu/h/W	9.6		
Heating at 17° F *3	Rated Capacity	Btu/h	6,200	8,300	10,200
	Rated Total Input	W	740	930	1,310
	Maximum Capacity	Btu/h	6,200	8,300	12,000
Power Supply	Phase, Cycle, Voltage		1 Phase, 60Hz, 208 / 230V *4		
Voltage	Indoor - Outdoor S1 - S2		AC 208-230V		
	Indoor - Outdoor S2 - S3		DC 12-24V		
Indoor Unit	MCA	A	1		
	Fan Motor	F.L.A.	0.23	0.28	0.28
	Airflow at Cooling/Heating (Lo-Med-Hi)	DRY (CFM)	280-320-350	280-320-390	280-320-390
		WET (CFM)	250-290-320	250-290-350	250-290-350
	Sound Pressure Level	dB(A)	29-32-38	30-34-39	31-35-40
	External Finish		Galvanized-Steel Sheets; Grille: Munsell 6.4Y 8.9/0.4		
	Dimension Unit (Grille)	W: In.	22-7/16 (25-5/8)		
		D: In.	22-7/16 (25-5/8)		
		H: In.	9-1/4 (13/16)		
	Weight Unit (Grille)	Lbs.	36 (7)		
	Drain-lift Mechanism (Included)	H: In.	19-11/16		
Field Drainpipe Size O.D.	In.	1-1/4			
Remote Controller	Type		Select from MHK1 (Preferred), PAR-21MA, or PAR-FL/FA32 Remote Controllers		
Outdoor Unit	MCA	A	12		
	MOCP	A	15		
	Fan Motor	F.L.A.	0.50		
	Compressor	Model (Type)	DC INVERTER-driven		DC INVERTER-driven Twin Rotary
		R.L.A.	6.6		7.4
		L.R.A.	8.2		9.3
	Airflow (Cooling/Heating)	CFM	1,151/1,225	1,229/1,172	1,243/1,229
	Refrigerant Control		Linear Expansion Valve		
	Defrost Method		Reverse Cycle		
	Sound Pressure Level at Cooling *1	dB(A)	46	49	
	Sound Pressure Level at Heating *2	dB(A)	50	51	
	External Finish Color		Munsell No. 3Y 7.8/1.1		
	Dimensions	W: In.	31-1/2		
		D: In.	11-1/4		
		H: In.	21-5/8		
	Weight	Lbs.	66	77	80
Refrigerant	Type		R410A		
	Charge	Lbs., Oz.	2	2, 9	
	Oil	Type (fl. oz.)	NEO22 (10.8)		NEO22 (15.2)
Refrigerant Pipe	Gas Side O.D.	In.	3/8		1/2
	Liquid Side O.D.	In.	1/4		
Refrigerant Pipe Length	Height Difference (Max.)	Ft.	40		
	Length (Max.)	Ft.	65		
Connection Method	Indoor/Outdoor		Flared/Flared		

NOTES: Test conditions are based on AHRI 210/240.

*1. Rating conditions (cooling)-Indoor: D.B. 80° F (27° C), W.B. 67° F (19° C); Outdoor: D.B. 95° F (35° C), W.B. 75° F (24° C).

*2. Rating conditions (heating)-Indoor: D.B. 70° F (21° C), W.B. 60° F (16° C); Outdoor: D.B. 47° F (8° C), W.B. 43° F (6° C).

*3. Rating conditions (heating)-Indoor: D.B. 70° F (21° C), W.B. 60° F (16° C); Outdoor: D.B. 17° F (-8° C), W.B. 15° F (-9° C).

*4. Indoor units receive power from outdoor units through field-supplied interconnected wiring. Specifications are subject to change without notice.

LIMITED WARRANTY | Seven-year warranty on compressor. Five-year warranty on parts.

Multi-zone MXZ-B Heat Pump

Model Name		Outdoor Unit		MXZ-2B20NA-1 *5	MXZ-3B24NA-1 *6	MXZ-3B30NA-1	MXZ-4B36NA-1 *7
Indoor Unit	Cooling *1 Non-ducted/ Ducted	Rated Capacity	Btu/h	18,000/20,000	22,000/23,600	28,400/27,400	35,400/34,400
		Capacity Range	Btu/h	7,800-20,000	12,600-25,500	12,600-28,400	12,600-36,400
		Total Input	W	2,190 (630-2,190)	2,460 (1,000-2,950)	3,330 (1,000-3,330)	3,940 (1,000-4,020)
	Heating at 47° F *2 Non-ducted/ Ducted	Rated Capacity	Btu/h	22,000/22,000	25,000/24,600	28,600/27,600	36,000/34,400
		Capacity Range	Btu/h	8,500-25,500	11,400-30,600	11,400-36,000	11,400-43,000
		Total Input	W	2,620 (520-2,620)	1,900 (740-2,600)	2,220 (740-2,820)	3,100 (740-3,940)
	Heating at 17° F *3 Non-ducted/ Ducted	Rated Capacity	Btu/h	12,500/12,500	14,000/14,000	16,000/15,100	22,200/20,300
		Rated Total Input	W	1,350/1,430	1,380/1,570	2,120/2,140	2,430/2,340
		Maximum Capacity	Btu/h	14,500/12,500	18,800/17,000	18,800/18,000	24,600/25,400
		Maximum Total Input	W	1,500/1,430	2,120/2,230	2,120/2,140	3,340/3,450
	Heating at 5° F	Maximum Capacity	Btu/h	11,113	13,336	15,704	18,671
Power Supply		Phase, Cycle, Voltage		1-phase, 60Hz, 208 / 230V *8			
Voltage		Indoor - Outdoor S1 - S2		AC 208 / 230V			
		Indoor - Outdoor S2 - S3		DC12-24V			
Outdoor Unit *4		MCA	A	15	18	23	
		MOCP	A		20	25	
		Fan Motor	F.L.A.	0.96	0.93		
		Compressor	Model (Type)	DC INVERTER-driven Twin Rotary			
			R.L.A.	10.1	11	14.4	
			L.R.A.	15			
		Airflow (Cooling/Heating)	CFM	1,485/1,640	2,068/1,605	1,365/1,605	2,068/2,068
		Refrigerant Control		Linear Expansion Valve			
		Defrost Method		Reverse Cycle			
		Sound Pressure Level at Cooling *1	dB(A)	49	54	49	54
		Sound Pressure Level at Heating *2	dB(A)	51	49		57
		External Finish Color		Munsell No. 3.0Y 7.8 / 1.1			
		Dimensions	W: In.	33-1/16	35-7/16		
			D: In.	13	12-5/8		
			H: In.	27-15/16	35-7/16		
		Weight	Lbs.	130	150	153	
Indoor Unit		No. of Units		2	2, 3	2, 3	2, 3, 4
Remote Controller		Type		Associated with the Indoor Unit			
Refrigerant		Type		R410A			
		Charge	Lbs., Oz.	5, 15	7, 11	8, 13	
		Oil	Type (fl. oz.)	NEO22 (23.7)	NEO22 (29.4)		
Refrigerant Pipe		Gas Side O.D.	In.	A,B: 3/8	A: 1/2; B,C: 3/8	A: 1/2; B,C,D: 3/8	
		Liquid Side O.D.	In.		1/4		
Refrigerant Pipe Length		Height Difference (Max.)	Ft.	49/33 *9			
		Lineset length for each individual indoor unit (Max.)	Ft.	82			
		Length (Max.)	Ft.	164 (A+B)	230 (A+B+C)	230 (A+B+C+D)	
Connection Method		Indoor/Outdoor		Flared/Flared			

NOTES: Test conditions are based on AHRI 210/240. One indoor unit is turned off during low-speed testing under the new test conditions. **Systems actually exhibit higher energy efficiencies during normal operation.**

*1. Rating conditions (cooling)-Indoor: D.B. 80° F (27° C), W.B. 67° F (19° C); Outdoor: D.B. 95° F (35° C), W.B. 75° F (24° C).

*2. Rating conditions (heating)-Indoor: D.B. 70° F (21° C), W.B. 60° F (16° C); Outdoor: D.B. 47° F (8° C), W.B. 43° F (6° C).

*3. Rating conditions (heating)-Indoor: D.B. 70° F (21° C), W.B. 60° F (16° C); Outdoor: D.B. 17° F (-8° C), W.B. 15° F (-9° C).

*4. Refer to pages 12 and 13 for Indoor Unit specifications.

Power factor equals 97%.

Specifications are subject to change without notice

*5. Data from combination of two Indoor Units 9,000 Btu/h (non-ducted) or one 9,000 Btu/h and one 12,000 Btu/h (ducted).

*6. Data from combination of two Indoor Units 6,000 Btu/h and one 9,000 Btu/h (non-ducted) or three 9,000 Btu/h (ducted).

*7. Data from combination of four Indoor Units 9,000 Btu/h (non-ducted and ducted).

*8. Indoor units receive power from outdoor units through field-supplied interconnected wiring.

*9. 49' Applies to installations where the outdoor unit is installed below the indoor unit.

LIMITED WARRANTY | Seven-year warranty on compressor. Five-year warranty on parts.

Multi-zone Efficiency Ratings

Model	Indoor Unit Type	SEER	HSPF
MXZ-2B20NA-1	Non-ducted	18	8.9
	Ducted and Non-ducted	16.75	8.7
	Ducted	15.5	8.5
MXZ-2B20NA-1 ENERGY STAR®	2 x MSZ-GE09NA-8	18	8.9
MXZ-3B24NA-1	Non-ducted	17.5	9.3
	Ducted and Non-ducted	16.25	8.9
	Ducted	15.0	8.5
MXZ-3B24NA-1 ENERGY STAR®	2 x MSZ-GE06NA-8 1 x MSZ-GE09NA-8	17.5	9.3
MXZ-3B24NA-1 ENERGY STAR®	2 x MSZ-GE06NA-8 1 x MSZ-GE12NA-8	17.5	9.3

Model	Indoor Unit Type	SEER	HSPF
MXZ-3B30NA-1	Non-ducted	17.5	10.5
	Ducted and Non-ducted	16	10.0
	Ducted	14.5	9.5
MXZ-4B36NA-1	Non-ducted	18	9.3
	Ducted and Non-ducted	16.5	9.2
	Ducted	15.0	9.0
MXZ-8B48NA	Non-ducted	15	8.7
	Ducted and Non-ducted	14.8	8.8
	Ducted	14.7	8.9

Multi-zone MXZ-B Heat Pump

Model Name		Outdoor Unit		MXZ-8B48NA
Indoor Unit	Cooling *1 Non-ducted/Ducted	Rated Capacity	Btu/h	48,000 / 48,000
		Rated Total Input	W	5,780 / 6,470
		Maximum Capacity	Btu/h	54,000
	Heating at 47° F *2 Non-ducted/Ducted	Rated Capacity	Btu/h	54,000 / 54,000
		Rated Total Input	W	4,820 / 5,270
		Maximum Capacity	Btu/h	60,000
	Heating at 17° F *3 Non-ducted/Ducted	Rated Capacity	Btu/h	33,000 / 34,700
		Rated Total Input	W	2,950 / 3,390
		Maximum Capacity	Btu/h	36,600 / 36,500
	Heating at 5° F	Maximum Capacity	Btu/h	32,400
Power Supply		Phase, Cycle, Voltage		1 Phase, 60Hz, 208 / 230V
Voltage		Indoor - Outdoor S1 - S2		AC 208-230V
		Indoor - Outdoor S2 - S3		DC12-24V
Outdoor Unit		MCA	A	32
		Recommended Fuse/Breaker Size	A	50
		Fan Motor	Type x Quantity	Propeller x 2
			Motor Output (kW)	0.086 + 0.086
		Compressor	Model (Type)	DC INVERTER-driven Scroll
			Motor Output (kW)	2.9
		Airflow (Cooling/Heating)	CFM	3,530
		Refrigerant Control		Linear Expansion Valve
		Sound Pressure Level at Cooling *1	dB(A)	54
		Sound Pressure Level at Heating *2	dB(A)	55
		External Finish Color		Munsell No. 3Y 7.8 / 1.1
		Dimensions	W: In.	37-7/16
			D: In.	13+1-3/16
			H: In.	53-3/16
		Weight	Lbs.	278
		Total Capacity 22%-130%	Btu/h	12,000 - 70,200
Indoor Unit		Total Connected Capacity		6,000- 24,000 / 2-8
Remote Controller		Type		Associated with Indoor Unit Model
Refrigerant		Type		R410A
		Charge	Lbs., Oz.	18, 11.2
		Oil	Type (fl. oz.)	FV50S (73)
Refrigerant Pipe		Gas Side O.D.	In.	5/8
		Liquid Side O.D.	In.	3/8
Refrigerant Pipe Length		Height Difference (Max.)	Ft.	66/98 *4
		Maximum distance between (Outdoor unit and farthest indoor unit)	Ft.	230
		Maximum pipe length - Branch box to Indoor Unit	Ft.	49
		Total maximum line length between branch box and all connected indoor units	Ft.	197*
		Length from outdoor unit to branch box (Max.)	Ft.	180
		Total length (Max.)	Ft.	377
Connection Method		Indoor/Outdoor		Flared/Flared

*Includes both branch boxes if there are two.

Model Name			PAC-AKA31BC	PAC-AKA51BC	
Connectable No. of Indoor Units			3	5	
Power Supply	Phase, Cycle, Voltage		1 Phase, 60Hz, 208 / 230V		
Power Input		W	3		
Current		A	0.05		
External Finish			Galvanized-Steel Sheets		
Dimensions	Width	In.	17-3/4		
	Depth	In.	11		
	Height	In.	7-3/4		
Net Weight		Lbs.	19	21	
Refrigerant Pipe Dimensions	Outdoor Unit to Branch Box	Gas (In.)	5/8		
		Liquid (In.)	3/8		
	Branch Box to Indoor Units	Gas (In.)	A,B,C: 3/8	A,B,C,D: 3/8; E: 1/2	
		Liquid (In.)	A,B,C: 1/4	A,B,C,D,E: 1/4	
Drainpipe Size (O.D.)		In.	3/4		

LIMITED WARRANTY | Seven-year warranty on compressor. Five-year warranty on parts.

NOTES: Test conditions are based on AHRI 210/240. One indoor unit is turned off during low-speed testing under the new test conditions. Systems actually exhibit higher energy efficiencies during normal operation.

*1. Rating conditions (cooling)-Indoor: D.B. 80° F (27° C), W.B. 67° F (19° C); Outdoor: D.B. 95° F (35° C), W.B. 75° F (24° C).

*2. Rating conditions (heating)-Indoor: D.B. 70° F (21° C), W.B. 60° F (16° C); Outdoor: D.B. 47° F (8° C), W.B. 43° F (6° C).

*3. Rating conditions (heating)-Indoor: D.B. 70° F (21° C), W.B. 60° F (16° C); Outdoor: D.B. 17° F (-8° C), W.B. 15° F (-9° C).

*4. 66' applies to installations when the outdoor unit is installed below the indoor unit.

Power factor equals 97%.

Specifications are subject to change without notice.

Note: Maximum connected capacity is the maximum total of all connected indoor units, **NOT** the maximum capacity produced.



Only a single lineset is needed from the outdoor unit to branch box.

See page 34 for MXZ-B efficiency information

Branch Boxes:
(At least one branch box required)



PAC-AKA51BC



PAC-AKA31BC

MSZ Wall-mounted Indoor Units

(FOR MXZ-B OUTDOOR UNITS)

Model Name	Indoor Unit		MSZ-FE09NA-8	MSZ-FE12NA-8	MSZ-FE18NA	MSZ-GE06NA-8	MSZ-GE09NA-8	MSZ-GE12NA-8	MSZ-GE15NA-8	MSZ-GE18NA-8	MSZ-GE24NA
Cooling *1	Rated Capacity	Btu/h	9,000	12,000	18,000	6,000	9,000	12,000	14,000	17,200	22,500
Heating at 47° F *2	Rated Capacity	Btu/h	10,900	13,600	21,600	7,200	10,900	14,400	18,000	21,600	27,600
Power Supply	Phase, Cycle, Voltage		1-phase, 60Hz, 208 / 230V *3								
Voltage	Indoor - Outdoor S1 - S2		AC 208 / 230V								
	Indoor - Outdoor S2 - S3		DC12-24V								
	MCA	A	1.0								
Fan	Fan Motor	F.L.A.	0.76								
	Airflow at Cooling (Quiet-Lo-Med-Hi-Super Hi or Lo-Med-Hi-Powerful)*1	DRY (CFM)	162-226-339-381	162-226-381-410	388-469-628-738	145-170-237-321-399		145-170-237-321-399	205-272-335-420-533	230-275-339-420-533	388-469-628-738
		WET (CFM)	144-202-307-343	144-202-350-367	347-420-562-661	109-134-201-286-364		109-134-201-286-364	170-237-300-385-498	194-240-304-385-498	347-420-562-661
	Airflow at Heating (Quiet-Lo-Med-Hi-Super Hi or Lo-Med-Hi-Powerful) *2	WET (CFM)	166-240-367-381	166-240-399-420	388-469-628-738	145-170-233-321-406	145-170-237-321-406	145-170-237-321-406	205-247-304-367-463	230-275-339-431-512	388-469-628-738
Sound Pressure Level at Cooling (Quiet-Lo-Med-Hi-Super Hi or Lo-Med-Hi-Powerful) *1		dB(A)	22-31-39-42	22-33-43-45	34-41-49-53	19-22-30-37-43		19-22-30-37-45	26-32-38-44-49	28-33-38-44-49	34-41-49-53
Sound Pressure Level at Heating (Quiet-Lo-Med-Hi-Super Hi or Lo-Med-Hi-Powerful) *2		dB(A)	22-31-40-42	22-23-43-44	32-41-49-52	19-22-30-37-43		19-22-30-37-43	26-30-35-40-46	28-33-38-43-49	32-41-49-52
External Finish Color			Munsell No. 1.0Y 9.2 / 0.2								
Dimension Unit		W: In.	31-3/8		43-5/16	31-7/16					43-5/16
		D: In.	10-1/8		9-3/8	9-1/8					9-3/8
		H: In.	11-5/8		12-13/16	11-5/8					12-13/16
Weight Unit		Lbs.	27		37	22					37
Field Drainpipe Size O.D.		In.	5/8								
Remote Controller	Type		Hand-held Wireless Remote Controller (Optional MHK1 Backlit Wireless Wall-mounted Remote Controller)								
Refrigerant	Type		R410A								
Refrigerant Pipe	Gas Side O.D.	In.	3/8		5/8	3/8			1/2		5/8
	Liquid Side O.D.	In.	1/4		8	1/4					3/8
Connection Method	Indoor/Outdoor		Flared/Flared								

NOTES: Test conditions are based on AHRI 210/240.

*1. Rating conditions (cooling)-Indoor: D.B. 80° F (27° C), W.B. 67° F (19° C);
Outdoor: D.B. 95° F (35° C), W.B. 75° F (24° C).

*2. Rating conditions (heating)-Indoor: D.B. 70° F (21° C), W.B. 60° F (16° C);
Outdoor: D.B. 47° F (8° C), W.B. 43° F (6° C).

*3. Indoor units receive power from outdoor units through field-supplied wiring.

Specifications are subject to change without notice.

LIMITED WARRANTY | Seven-year warranty on compressor. Five-year warranty on parts.
For data on specific indoor unit combinations, see page 16 - combination tag

SEZ Horizontal-ducted Indoor Unit

(FOR MXZ-B OUTDOOR UNITS)

Model Name	Indoor Unit		SEZ-KD09NA4	SEZ-KD12NA4	SEZ-KD15NA4	SEZ-KD18NA4
Cooling *1	Rated Capacity	Btu/h	8,100	11,500	14,100	17,200
Heating at 47° F *2	Rated Capacity	Btu/h	10,900	13,600	18,000	21,600
Power Supply	Phase, Cycle, Voltage		1-Phase, 60Hz, 208 / 230V *4			
Voltage	Indoor - Outdoor S1-S2		AC 208-230V			
	Indoor - Outdoor S2-S3		DC12-24V			
	MCA	A	1.0			
Fan	Fan Motor Output	W	96			
	Airflow at Cooling/Heating (Lo-Med-Hi)	CFM	194-247-317	247-317-388	353-441-529	423-529-635
	External Static Pressure *3	In. W.G.	0.02-0.06-0.14-0.20			
Sound Pressure Levels (Lo-Med-Hi)		dB(A)	23-26-30	23-28-33	30-34-37	30-34-38
External Finish			Galvanized-steel Sheets			
Dimension	W: In.		31-1/8	39		46-7/8
	D: In.		27-9/16			
	H: In.		7-7/8			
Weight	Lbs.		42	50	54	62
Drain-lift Mechanism (Included)	H: In.		21-11/16			
Field Drainpipe Size O.D.	In.		1-1/4			
Remote Controller	Type		Select from MHK1 (Preferred), PAR-21MA, or PAR-FL/FA32 Remote Controllers			
Refrigerant	Type		R410A			
Refrigerant Pipe	Gas Side O.D.	In.	3/8		1/2	
	Liquid Side O.D.		1/4			
Connection Method			Flared/Flared			
Connection Method			Flared/Flared			

Notes:

*1. Cooling-Indoor: D.B. 80° F (26.7° C), W.B. 67° F (19.4° C); Outdoor: D.B. 95° F (35° C), W.B. 75° F (23.9° C).

*2. Heating-Indoor: D.B. 70° F (21.1° C), W.B. 60° F (15.6° C); Outdoor: D.B. 47° F (8.3° C), W.B. 43° F (6.1° C).

*3. External static pressure is factory set to 0.06" W.G. Adjustable via the PAR-21MAA.

*4. Indoor units receive power from outdoor units through field supplied interconnected wiring.

Specifications are subject to change without notice.

LIMITED WARRANTY | Seven-year warranty on compressor. Five-year warranty on parts.

**For data on specific indoor unit combinations, see pages 14-17 and 29-30.

- Reference page 27 for SEZ static performance curves.

MFZ Floor-mounted Indoor Unit

(FOR MXZ-B OUTDOOR UNITS)

Model Name	Indoor Unit		MFZ-KA09NA	MFZ-KA12NA	MFZ-KA18NA
Cooling *1	Rated Capacity	Btu/h	9,000	12,000	18,000
Heating at 47° F *2	Rated Capacity	Btu/h	10,900	14,400	21,600
Power Supply	Phase, Cycle, Voltage		1-phase, 60Hz, 208 / 230V *3		
Voltage	Indoor - Outdoor S1 - S2		AC 208 / 230V		
	Indoor - Outdoor S2 - S3		DC12-24V		
	MCA	A	1		
Fan	Airflow at Cooling/Heating (Lo-Med-Hi)	DRY (CFM)	169-205-251-314	177-215-261-321	251-279-325-394
		WET (CFM)	163-197-241-303	170-207-252-309	241-269-313-379
	Airflow at Heating (Lo-Med-Hi-Super Hi) *2	(CFM)	177-198-219-332	184-201-219-335	261-275-297-434
Sound Pressure Level at Cooling (Lo-Med-Hi-Super Hi) *1		dB(A)	25-30-35-40	26-31-36-41	35-38-42-46
Sound Pressure Level at Heating (Lo-Med-Hi-Super Hi) *2		dB(A)	25-30-35-40	28-31-36-41	35-38-42-47
External Finish Color			Munsell No. 1.0Y 9.2/0.2		
Dimension Unit		W: In.	27-9/16		
		D: In.	7-7/8		
		H: In.	23-5/8		
Weight Unit		Lbs.	32		
Field Drainpipe Size O.D.		In.	5/8		
Remote Controller	Type		Hand-held Wireless Remote Controller (Optional MHK1 Backlit Wireless Wall-mounted Remote Controller or PAR-21MA Wired Wall-mounted Remote Controller with MAC-397IF Control Adapter)		
Refrigerant	Type		R410A		
Refrigerant Pipe	Gas Side O.D.	In.	3/8		1/2
	Liquid Side O.D.	In.	1/4		
Connection Method	Indoor/Outdoor		Flared/Flared		

Notes

*1. Cooling-Indoor: D.B. 80° F (26.7° C), W.B. 67° F (19.4° C); Outdoor: D.B. 95° F (35° C), W.B. 75° F (23.9° C).

*2. Heating-Indoor: D.B. 70° F (21.1° C), W.B. 60° F (15.6° C); Outdoor: D.B. 47° F (8.3° C), W.B. 43° F (6.1° C).

*3. Indoor units receive power from outdoor units through field supplied interconnected wiring.

Specifications are subject to change without notice.

LIMITED WARRANTY | Seven-year warranty on compressor. Five-year warranty on parts.

Presently there is no 1:1 system with the MFZ indoor unit.

SLZ Ceiling-recessed Indoor Unit

(FOR MXZ-B OUTDOOR UNITS)

Model Name	Indoor Unit		SLZ-KA09NA	SLZ-KA12NA	SLZ-KA15NA
Cooling *1	Rated Capacity	Btu/h	8,400	11,100	15,000
Heating at 47° F *2	Rated Capacity	Btu/h	10,900	13,600	18,000
Power Supply	Phase, Cycle, Voltage		1-phase, 60Hz, 208 / 230V *3		
Voltage	Indoor - Outdoor S1 - S2		AC 208 / 230V		
	Indoor - Outdoor S2 - S3		DC12-24V		
	MCA	A	1		
Fan	Fan Motor	F.L.A.	0.23	0.28	0.28
	Airflow at Cooling/ Heating (Lo-Med-Hi)	DRY (CFM)	280-320-350	280-320-390	280-320-390
		WET (CFM)	250-290-320	250-290-350	250-290-350
Sound Pressure Level (Lo-Med-Hi) *2		dB(A)	29-32-38	30-34-39	31-35-40
External Finish Color		Unit/Grille	Galvanized-steel Sheets/Munsell 6.4Y 8.9 / 0.4		
Dimension Unit (Grille)		W: In.	22-7/16 (25-5/8)		
		D: In.	22-7/16 (25-5/8)		
		H: In.	9-1/4 (13/16)		
Weight Unit (Grille)		Lbs.	36 (7)		
Drain-lift Mechanism (Included)		H: In.	19-11/16		
Field Drainpipe Size O.D.		In.	1-1/4		
Remote Controller		Type	Select from MHK1 (Preferred), PAR-21MA, or PAR-FL/FA32 Remote Controllers		
Refrigerant	Type		R410		
Refrigerant Pipe	Gas Side O.D.	In.	3/8		1/2
	Liquid Side O.D.	In.	1/4		
Connection Method	Indoor/Outdoor		Flared/Flared		
Connection Method	Indoor/Outdoor		Flared/Flared		

Notes:

*1. Cooling-Indoor: D.B. 80° F (26.7° C), W.B. 67° F (19.4° C); Outdoor: D.B. 95° F (35° C), W.B. 75° F (23.9° C).

*2. Heating-Indoor: D.B. 70° F (21.1° C), W.B. 60° F (15.6° C); Outdoor: D.B. 47° F (8.3° C), W.B. 43° F (6.1° C).

*3. Indoor units receive power from outdoor units through field supplied interconnected wiring.

Specifications are subject to change without notice.

LIMITED WARRANTY | Seven-year warranty on compressor. Five-year warranty on parts.

Additional M-Series Information

M-SERIES OPERATING CONDITIONS

INDOOR INTAKE AIR TEMPERATURE			OUTDOOR INTAKE AIR TEMPERATURE	
COOLING	MAXIMUM	95°F D.B., 71°F W.B. (MU; SUZ; MXZ-2B20/3B24/3B30/4B36-1) 90°F D.B., 73°F W.B. (MUZ/Y-GE; MUZ-FE; MUZ/Y-D)	115°F D.B. (MU; MUZ/Y-GE; MUZ/Y-D; MUZ-FE; SUZ; MXZ-2B20/3B24/3B30/4B36-1, 8B48)	
	MINIMUM	67°F D.B., 57°F W.B. (MU; MUZ/Y-GE; MUZ/Y-D; MUZ-FE; SUZ; MXZ-2B20/3B24/3B30/4B36-1)	14°F D.B. (MUZ/Y-GE; MUZ/Y-D; MUZ-FE; SUZ; MXZ-2B20/3B24/3B30/4B36-1) 23°F D.B. (MXZ-8B48) 67°F D.B. (MU)	
HEATING	MAXIMUM	80°F D.B., 67°F W.B. (MU; MUZ/Y-GE; MUZ/Y-D; MUZ-FE; SUZ; MXZ-2B20/3B24/3B30/4B36-1)	75°F D.B., 65°F W.B. (MUZ/Y-GE; MUZ/Y-D; MUZ-FE; SUZ; MXZ-2B20/3B24/3B30/4B36-1) 70°F D.B. (MXZ-8B48)	
	MINIMUM	70°F D.B., 60°F W.B. (MUZ-GE; MUZ-D; MUZ-FE; SUZ; MXZ-2B20/3B24/3B30/4B36-1)	-13°F D.B., -15°F W.B. (MUZ-FE) -4°F D.B., -5°F W.B. (SUZ; MUZ-GE) 5°F D.B., 4°F W.B. (MXZ-8B48NA) 6°F D.B., 5°F W.B. (MXZ-2B20/3B24/3B30/4B36-1) 14°F D.B., 13°F W.B. (MUZ/Y-D)	

* MU units operate at intake air temperature down to 10° F with the addition of an ICM-326HM-1 low temperature control.

M-Series systems are not suitable for critical room and low ambient cooling applications. Use commercial grade P-Series with full cooling capacity down to 0° F with wind baffle.

REFRIGERANT LINESETS

Lineset Model Number	Tube Size (In.)	Length Ft.	Insul.	Use With Mitsubishi Electric Models
MLS143812T-15	1/4 x 3/8	15	1/2"	MS-A09WA; MSZ-GE06NA-8; MSY/Z-GE09, 12NA-8; MSZ-FE09, 12NA-8; SEZ-KD09, 12NA4; MFZ-KA09, 12NA SLZ-KA09, 12NA
MLS143812T-30	1/4 x 3/8	30	1/2"	
MLS143812T-50	1/4 x 3/8	50	1/2"	
MLS143812T-65	1/4 x 3/8	65	1/2"	
MLS141212T-15	1/4 x 1/2	15	1/2"	MS-A12WA; MSY/Z-GE15, 18NA-8; SEZ-KD15, 18NA4; MFZ-KA18NA; SLZ-KA15NA
MLS141212T-30	1/4 x 1/2	30	1/2"	
MLS141212T-50	1/4 x 1/2	50	1/2"	
MLS141212T-65	1/4 x 1/2	65	1/2"	
MLS141212T-100	1/4 x 1/2	100	1/2"	MSY/Z-GE24NA; MSY/Z-D30, 36NA-8; MXZ-8B48NA; MSZ-FE18NA
MPLS385812T-10	3/8 x 5/8	10	1/2"	
MPLS385812T-15	3/8 x 5/8	15	1/2"	
MPLS385812T-30	3/8 x 5/8	30	1/2"	
MPLS385812T-50	3/8 x 5/8	50	1/2"	
MPLS385812T-65	3/8 x 5/8	65	1/2"	
MPLS385812T-100	3/8 x 5/8	100	1/2"	

REFRIGERANT LINE LENGTH FLARE/FLARE

INDOOR UNIT	OUTDOOR UNIT	LENGTH IN FEET	HEIGHT IN FEET
MS-A09WA	MU-A09WA	65	35
MS-A12WA	MU-A12WA	65	35
MSY-GE09NA-8	MUY-GE09NA	65	40
MSY-GE12NA-8	MUY-GE12NA	65	40
MSY-GE15NA-8	MUY-GE15NA-1	65	40
MSY-GE18NA-8	MUY-GE18NA-1	100	50
MSZ-GE09NA-8	MUZ-GE09NA	65	40
MSZ-GE12NA-8	MUZ-GE12NA	65	40
MSZ-GE15NA-8	MUZ-GE15NA-1	65	40
MSZ-GE18NA-8	MUZ-GE18NA-1	100	50
MSY-GE24NA	MUY-GE24NA	100	50
MSZ-GE24NA	MUZ-GE24NA	100	50
MSY-D30NA-8	MUY-D30NA-1	100	50
MSZ-D30NA-8	MUZ-D30NA-1	100	50
MSY-D36NA-8	MUY-D36NA-1	100	50
MSZ-D36NA-8	MUZ-D36NA-1	100	50
MSZ-FE09NA-8	MUZ-FE09NA-1	65	40
MSZ-FE12NA-8	MUZ-FE12NA1	65	40
MSZ-FE18NA	MUZ-FE18NA	100	50
SEZ-KD09NA4	SUZ-KA09NA	65	40
SEZ-KD12NA4	SUZ-KA12NA	65	40
SEZ-KD15NA4	SUZ-KA15NA	65	40
SEZ-KD18NA4	SUZ-KA18NA	100	50
SLZ-KA09NA	SUZ-KA09NA	65	40
SLZ-KA12NA	SUZ-KA12NA	65	40
SLZ-KA15NA	SUZ-KA15NA	65	40
MSZ-GE/FE; MFZ; SEZ; SLZ	MXZ-2B20NA-1	164	49*/33
MSZ-GE/FE; MFZ; SEZ; SLZ	MXZ-3B24NA-1	230	49*/33
MSZ-GE/FE; MFZ; SEZ; SLZ	MXZ-3B30NA-1	230	49*/33
MSZ-GE/FE; MFZ; SEZ; SLZ	MXZ-4B36NA-1	230	49*/33
MSZ-GE/FE; MFZ; SEZ; SLZ	MXZ-8B48NA	377	66*/98

*49' & 66' applies to installations where the outdoor unit is installed below the indoor unit.

For a complete list of the Optional accessories, scan the tag to the right, or visit http://extranet.mehvac.com/uploadedfiles/optional_accessories.pdf



Get the free mobile app at <http://gettag.mobi>



Mitsubishi Electric Cooling & Heating
3400 Lawrenceville Suwanee Road, Suwanee, GA 30024
Phone: 888-467-7546 Fax: 800-658-1458



/mehvac



/mitsubishihvac



/mitsubishihvac

Mitsubishi Electric, H2i and the three diamond logo are registered trademarks of Mitsubishi Electric Corporation.

*Hyper-heating technology is a pending patent of Mitsubishi Electric Corporation.

RedLINK and RedLINK wireless technology logos are registered trademarks of Honeywell International.

See complete warranty for terms, conditions and limitations.

A copy is available from Mitsubishi Electric.

MSCQ_5.12 60k OA

For more information visit www.mehvac.com | Printed In The U.S.A



Mixed Sources

Product group from well-managed
forests and other controlled sources
www.fsc.org Cert no. SW-COC-003548
© 1996 Forest Stewardship Council



Intertek

