



# V-SERIES™ HWC

FORM NO. HWC-100 (02/2020)

## **FEATURES**

- Standard and High Efficiency heating
- Completely self-contained heating and cooling package
  - Anti-microbial evaporator drain pan
  - No outside condensing unit
  - No external refrigerant lines
  - No separate indoor cooling coil
  - No separate venting system
- Pre-wired and pre-charged
- Individually metered and controlled
- Self-contained, replaceable, slide-out cooling chassis
- Internal vent system
- Direct vent/sealed combustion
- Freeze Shield™ condensate trap with side or front condensate connection\*
- Compatible with any 24 volt zoning system

## **REFRIGERANT SYSTEM**

- High efficiency compressor
- Copper tubing with enhanced fin coils

## **HEAT EXCHANGER**

- Stainless steel primary heat exchanger on all standard efficiency models
- Stainless steel primary & secondary heat exchanger and transition box standard on high efficiency models

## **BLOWER**

- Multispeed electronically commutating blower motor for wide airflow range
- Dynamically balanced blower with resilient motor mounts for smooth and quiet operation
- Internal filter is standard

## **CONTROLS**

- Color coded wiring for easy service
- Diagnostic LED
- Forward facing and easily accessible controls

## **INSTALLATION**

- Plug & Play like features

## **WARRANTY**

- 5 year limited warranty on all parts
- 20 year limited warranty on stainless steel heat exchanger

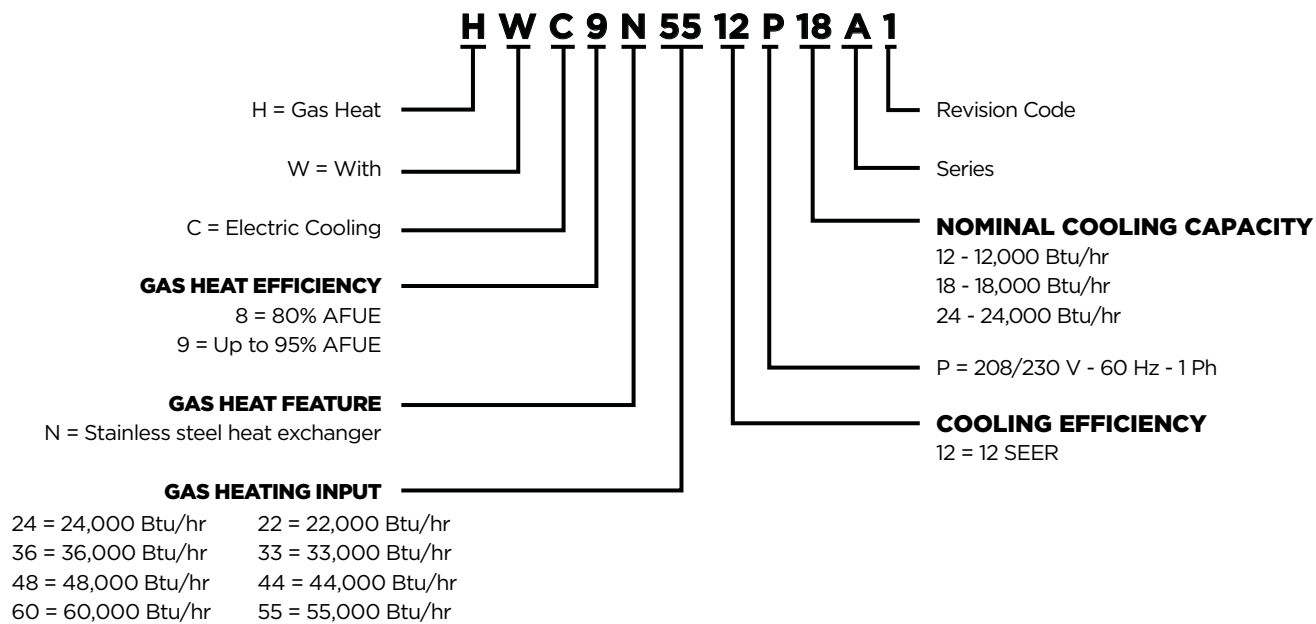
## HWC MODEL UNITS GAS HEATING / ELECTRIC COOLING PACKAGED UNITS



NOTE: HWC8 not for sale in Canada

\*Patent Pending

## MODEL NUMBER GUIDE



## ELECTRICAL AND PHYSICAL DATA

Model	Voltage/Hz/Phase	Voltage Range	Min. Circuit Amps	Max. Fuse/ HACR Brkr.	Compressor		Outside Fan				Indoor Blower			Refrig. Charge (oz.)	Weight (lbs.)
					Rated Load Amps	Locked Rotor Amps	Dia. (in.)	Nom. RPM	Rated Load Amps	Rated HP	Wheel Dia. x Width	Rated Load Amps	Rated HP		
HWC8N2412P12A	208-230/60/1	197-253	9.4	15.0	4.9	27.0	18	1075	0.9	1/8	10 x 4.5	2.4	1/2	45	293
HWC8N3612P12A															
HWC8N3612P18A			12.4	6.7	37.5	1.6		1/4	58	313					
HWC8N4812P18A															
HWC8N6012P18A			18.0	25.0	10.2	61.6		1100	2.8	1/3				57	333
HWC8N3612P24A															
HWC8N4812P24A															
HWC8N6012P24A															
HWC9N2212P12A	208-230/60/1	197-253	9.5	15.0	4.9	27.0	18	1075	0.9	1/8	10 x 4.5	2.4	1/2	45	293
HWC9N3312P12A															
HWC9N3312P18A			12.6	6.7	37.5	1.8		1/4	58	313					
HWC9N4412P18A															
HWC9N5512P18A			18.0	25.0	10.2	61.6		1100	2.8	1/3				57	333
HWC9N3312P24A															
HWC9N4412P24A															
HWC9N5512P24A															

## PERFORMANCE

Model	Cooling				Heating			
	Btuh	SEER	S/T	CFM	Input Btuh	Output Btuh	AFUE	Temp. Rise Range °F
HWC8N2412P12A	12,000	12.0	0.75	480	24,000	19,000	80	25-55
HWC8N3612P12A					36,000	28,500		35-65
HWC8N3612P18A	17,000	12.0	0.75	560	36,000	28,500		25-55
HWC8N4812P18A					48,000	38,000		35-65
HWC8N6012P18A					60,000	47,500		45-75
HWC8N3612P24A	22,800	12.0	0.75	770	36,000	28,500		25-55
HWC8N4812P24A					48,000	38,000		35-65
HWC8N6012P24A					60,000	47,500		45-75
HWC9N2212P12A	12,000	12.0	0.78	480	22,000	20,500	95	25-55
HWC9N3312P12A					33,000	31,000	95	35-65
HWC9N3312P18A	17,000	12.0	0.75	560	33,000	31,000	95	30-60
HWC9N4412P18A					44,000	41,000	95	35-65
HWC9N5512P18A					55,000	51,500	93	45-75
HWC9N3312P24A	22,800	12.0	0.75	770	33,000	31,000	95	30-60
HWC9N4412P24A					44,000	41,000	95	35-65
HWC9N5512P24A					55,000	51,500	93	45-75

## OUTDOOR SOUND RATINGS

Model	Sound Rating (dBA)
HWC8N2412P12A	76
HWC8N3612P12A	
HWC8N3612P18A	80
HWC8N4812P18A	
HWC8N6012P18A	
HWC8N3612P24A	80
HWC8N4812P24A	
HWC8N6012P24A	
HWC9N2212P12A	76
HWC9N3312P12A	
HWC9N3312P18A	80
HWC9N4412P18A	
HWC9N5512P18A	
HWC9N3312P24A	80
HWC9N4412P24A	
HWC9N5512P24A	

## ACCESSORIES

Description	Kit #	Where Used
LP KIT (0 - 4,500 FT)	ALPKT842	HWC8 Only
HI Altitude Kit (NAT 4,500 - 8,000 ft)	AHAKT01	
Decorative External Louver Clear Anod. Al	ALVR42	
Decorative External Louver Custom Painted	ALVR42P	
LP KIT (0 - 4,500 FT)	ALPKT843	HWC9 Only
HI Altitude Kit (NAT 4,500 - 8,000 ft)	AHAKT02	
Decorative External Louver Clear Anod. Al	ALVR43	
Decorative External Louver Custom Painted	ALVR43P	
Wall Sleeve	CA239	All HWCs

**COOLING PERFORMANCE EXTENDED RATINGS**

Model	Indoor Temp DB/WB °F	Outdoor Temperature - DB °F														
		65			85			95			105			115		
		Btuh	S/T	kW	Btuh	S/T	kW	Btuh	S/T	kW	Btuh	S/T	kW	Btuh	S/T	kW
HWC8N24/3612P12A	85/72	16,600	0.62	0.91	15,100	0.65	1.08	13,800	0.68	1.22	12,400	0.73	1.32	11,100	0.77	1.46
	80/67	15,400	0.69	0.92	13,900	0.74	1.07	12,500	0.77	1.21	11,300	0.84	1.31	9,700	0.89	1.45
	75/63	14,400	0.71	0.92	12,700	0.78	1.06	11,300	0.81	1.21	10,100	0.88	1.31	8,500	0.94	1.44
	75/57	13,100	1.00	0.92	11,900	1.00	1.06	10,800	1.00	1.20	9,600	1.00	1.30	8,200	1.00	1.43
HWC8N36/48/6012P18A	85/72	21,200	0.58	1.22	19,900	0.60	1.50	18,600	0.63	1.59	17,100	0.65	1.73	15,700	0.69	1.87
	80/67	20,000	0.66	1.22	18,600	0.72	1.49	17,200	0.73	1.59	15,700	0.79	1.72	14,100	0.80	1.86
	75/63	19,100	0.69	1.22	17,400	0.73	1.49	15,700	0.76	1.58	14,300	0.78	1.71	12,600	0.83	1.85
	75/57	16,800	1.00	1.22	15,600	1.00	1.48	14,300	1.00	1.57	13,100	1.00	1.70	11,500	1.00	1.84
HWC8N36/48/6012P24A	85/72	31,100	0.61	1.73	28,300	0.62	2.01	25,600	0.65	2.28	23,400	0.67	2.53	21,100	0.71	2.76
	80/67	28,400	0.67	1.71	25,700	0.69	2.00	23,000	0.73	2.27	20,900	0.75	2.52	19,100	0.79	2.74
	75/63	26,100	0.70	1.70	23,700	0.73	1.97	21,300	0.76	2.25	19,500	0.78	2.51	17,400	0.82	2.74
	75/57	22,500	1.00	1.69	21,200	1.00	1.95	19,800	1.00	2.23	18,500	1.00	2.51	16,800	1.00	2.72
HWC9N22/3312P12A	85/72	16,600	0.62	0.91	15,100	0.65	1.08	13,800	0.68	1.22	12,400	0.73	1.32	11,100	0.77	1.46
	80/67	15,400	0.69	0.92	13,900	0.74	1.07	12,500	0.77	1.21	11,300	0.84	1.31	9,700	0.89	1.45
	75/63	14,400	0.71	0.92	12,700	0.78	1.06	11,300	0.81	1.21	10,100	0.88	1.31	8,500	0.94	1.44
	75/57	13,100	1.00	0.92	11,900	1.00	1.06	10,800	1.00	1.20	9,600	1.00	1.30	8,200	1.00	1.43
HWC9N33/44/5512P18A	85/72	21,200	0.58	1.22	19,900	0.60	1.50	18,600	0.63	1.59	17,100	0.65	1.73	15,700	0.69	1.87
	80/67	20,000	0.66	1.22	18,600	0.72	1.49	17,200	0.73	1.59	15,700	0.79	1.72	14,100	0.80	1.86
	75/63	19,100	0.69	1.22	17,400	0.73	1.49	15,700	0.76	1.58	14,300	0.78	1.71	12,600	0.83	1.85
	75/57	16,800	1.00	1.22	15,600	1.00	1.48	14,300	1.00	1.57	13,100	1.00	1.70	11,500	1.00	1.84
HWC9N33/44/5512P24A	85/72	31,100	0.61	1.73	28,300	0.62	2.01	25,600	0.65	2.28	23,400	0.67	2.53	21,100	0.71	2.76
	80/67	28,400	0.67	1.71	25,700	0.69	2.00	23,000	0.73	2.27	20,900	0.75	2.52	19,100	0.79	2.74
	75/63	26,100	0.70	1.70	23,700	0.73	1.97	21,300	0.76	2.25	19,500	0.78	2.51	17,400	0.82	2.74
	75/57	22,500	1.00	1.69	21,200	1.00	1.95	19,800	1.00	2.23	18,500	1.00	2.51	16,800	1.00	2.72

## HWC8 BLOWER PERFORMANCE

Airflows and Heating Temperature Rises as a Function of External Static Pressure												
Model	Rise Range (°F)	Mid Rise (°F)	Indoor Blower Speed	Unit Voltage (V)	0.1" w.c.		0.2" w.c.		0.3" w.c.		0.4" w.c.	
					SCFM	Temp Rise (°F)	SCFM	Temp Rise (°F)	SCFM	Temp Rise (°F)	SCFM	Temp Rise (°F)
HWC8N2412P12A	25 - 55	40	<b>TAP 1 (HEAT) *</b>	<b>208 or 230</b>	<b>455</b>	<b>42</b>	<b>415</b>	<b>46</b>	<b>385</b>	<b>50</b>	<b>355</b>	<b>54</b>
			TAP 2 (HEAT)	208 or 230	570	34	540	36	510	38	485	40
			TAP 3 (HEAT)	208 or 230	655	29	625	31	595	32	575	33
			TAP 4 (COOL)	208 or 230	480		460		440		415	
			TAP 5 (COOL)	208 or 230	530		505		485		460	
HWC8N3612P12A	35 - 65	50	TAP 1 (HEAT)	208 or 230	455	63	415	N/A	385	N/A	355	N/A
			<b>TAP 2 (HEAT) *</b>	<b>208 or 230</b>	<b>570</b>	<b>50</b>	<b>540</b>	<b>53</b>	<b>510</b>	<b>56</b>	<b>485</b>	<b>59</b>
			TAP 3 (HEAT)	208 or 230	655	44	625	46	595	48	575	50
			TAP 4 (COOL)	208 or 230	480		460		440		415	
			TAP 5 (COOL)	208 or 230	530		505		485		460	
HWC8N3612P18A	25 - 55	40	<b>TAP 1 (HEAT) *</b>	<b>208 or 230</b>	<b>630</b>	<b>45</b>	<b>600</b>	<b>48</b>	<b>570</b>	<b>50</b>	<b>550</b>	<b>52</b>
			TAP 2 (HEAT)	208 or 230	770	37	740	39	715	40	690	42
			TAP 3 (HEAT)	208 or 230	885	32	855	34	830	35	810	35
			TAP 4 (COOL)	208 or 230	560		540		520		500	
			TAP 5 (COOL)	208 or 230	610		580		560		535	
HWC8N4812P18A	35 - 65	50	TAP 1 (HEAT)	208 or 230	630	61	600	64	570	N/A	550	N/A
			<b>TAP 2 (HEAT) *</b>	<b>208 or 230</b>	<b>770</b>	<b>50</b>	<b>740</b>	<b>52</b>	<b>715</b>	<b>54</b>	<b>690</b>	<b>56</b>
			TAP 3 (HEAT)	208 or 230	885	43	855	45	830	46	810	47
			TAP 4 (COOL)	208 or 230	560		540		520		500	
			TAP 5 (COOL)	208 or 230	610		580		560		535	
HWC8N6012P18A	45 - 75	60	TAP 1 (HEAT)	208 or 230	630	N/A	600	N/A	570	N/A	550	N/A
			TAP 2 (HEAT)	208 or 230	770	61	740	64	715	66	690	68
			<b>TAP 3 (HEAT) *</b>	<b>208 or 230</b>	<b>885</b>	<b>53</b>	<b>855</b>	<b>55</b>	<b>830</b>	<b>57</b>	<b>810</b>	<b>58</b>
			TAP 4 (COOL)	208 or 230	560		540		520		500	
			TAP 5 (COOL)	208 or 230	610		580		560		535	
HWC8N3612P24A	25 - 55	40	<b>TAP 1 (HEAT) *</b>	<b>208 or 230</b>	<b>630</b>	<b>45</b>	<b>600</b>	<b>48</b>	<b>570</b>	<b>50</b>	<b>550</b>	<b>52</b>
			TAP 2 (HEAT)	208 or 230	770	37	740	39	715	40	690	42
			TAP 3 (HEAT)	208 or 230	885	32	855	34	830	35	810	35
			TAP 4 (COOL)	208 or 230	770		750		730		710	
			TAP 5 (COOL)	208 or 230	820		790		770		750	
HWC8N4812P24A	35 - 65	50	TAP 1 (HEAT)	208 or 230	645	44	615	47	590	49	565	51
			<b>TAP 2 (HEAT) *</b>	<b>208 or 230</b>	<b>780</b>	<b>37</b>	<b>755</b>	<b>38</b>	<b>730</b>	<b>39</b>	<b>710</b>	<b>40</b>
			TAP 3 (HEAT)	208 or 230	900	32	875	33	855	34	835	34
			TAP 4 (COOL)	208 or 230	770		750		730		710	
			TAP 5 (COOL)	208 or 230	820		790		770		750	
HWC8N6012P24A	45 - 75	60	TAP 1 (HEAT)	208 or 230	645	59	615	62	590	65	565	N/A
			TAP 2 (HEAT)	208 or 230	780	49	755	51	730	52	710	54
			<b>TAP 3 (HEAT) *</b>	<b>208 or 230</b>	<b>900</b>	<b>43</b>	<b>875</b>	<b>44</b>	<b>855</b>	<b>45</b>	<b>835</b>	<b>46</b>
			TAP 4 (COOL)	208 or 230	770		750		730		710	
			TAP 5 (COOL)	208 or 230	820		790		770		750	

N/A: Do not operate unit in heating mode using this blower speed at this external static pressure. Outside of temperature rise range.

\* As shipped speed for heating operation

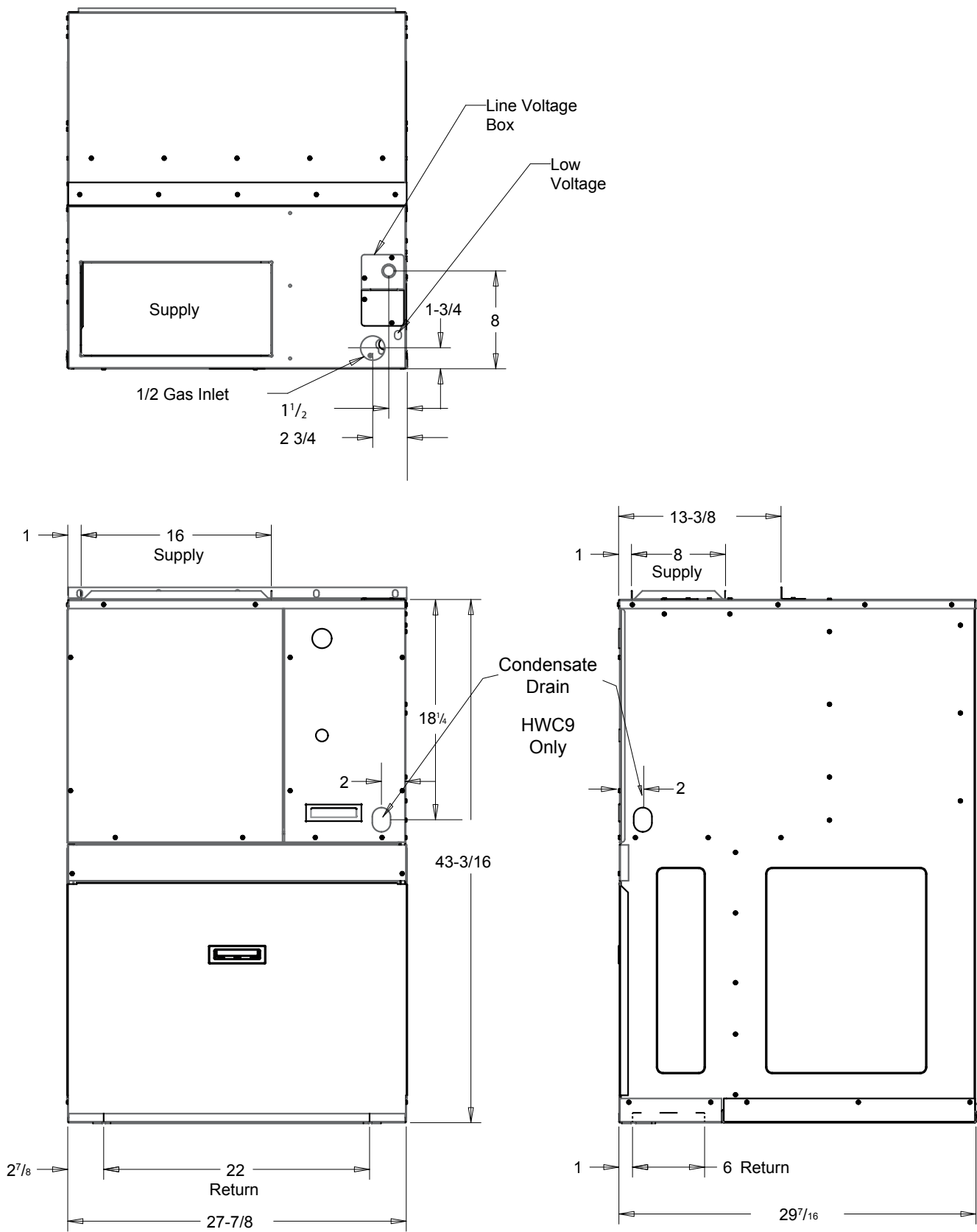
## HWC9 BLOWER PERFORMANCE

Airflows and Heating Temperature Rises as a Function of External Static Pressure												
Model	Rise Range (°F)	Mid Rise (°F)	Indoor Blower Speed	Unit Voltage (V)	0.1" w.c.		0.2" w.c.		0.3" w.c.		0.4" w.c.	
					SCFM	Temp Rise (°F)	SCFM	Temp Rise (°F)	SCFM	Temp Rise (°F)	SCFM	Temp Rise (°F)
HWC9N2212P12A	25 - 55	40	<b>TAP 1 (HEAT) *</b>	<b>208 or 230</b>	<b>455</b>	<b>42</b>	<b>415</b>	<b>46</b>	<b>385</b>	<b>50</b>	<b>355</b>	<b>54</b>
			TAP 2 (HEAT)	208 or 230	570	34	540	36	510	38	485	40
			TAP 3 (HEAT)	208 or 230	655	29	625	31	595	32	575	33
			TAP 4 (COOL)	208 or 230	480		460		440		415	
			TAP 5 (COOL)	208 or 230	530		505		485		460	
HWC9N3312P12A	35 - 65	50	TAP 1 (HEAT)	208 or 230	455	63	415	N/A	385	N/A	355	N/A
			<b>TAP 2 (HEAT) *</b>	<b>208 or 230</b>	<b>570</b>	<b>50</b>	<b>540</b>	<b>53</b>	<b>510</b>	<b>56</b>	<b>485</b>	<b>59</b>
			TAP 3 (HEAT)	208 or 230	655	44	625	46	595	48	575	50
			TAP 4 (COOL)	208 or 230	480		460		440		415	
			TAP 5 (COOL)	208 or 230	530		505		485		460	
HWC9N3312P18A	30 - 60	45	<b>TAP 1 (HEAT) *</b>	<b>208 or 230</b>	<b>630</b>	<b>45</b>	<b>600</b>	<b>48</b>	<b>570</b>	<b>50</b>	<b>550</b>	<b>52</b>
			TAP 2 (HEAT)	208 or 230	770	37	740	39	715	40	690	42
			TAP 3 (HEAT)	208 or 230	885	32	855	34	830	35	810	35
			TAP 4 (COOL)	208 or 230	560		540		520		500	
			TAP 5 (COOL)	208 or 230	610		580		560		535	
HWC9N4412P18A	35 - 65	50	TAP 1 (HEAT)	208 or 230	630	61	600	64	570	N/A	550	N/A
			<b>TAP 2 (HEAT) *</b>	<b>208 or 230</b>	<b>770</b>	<b>50</b>	<b>740</b>	<b>52</b>	<b>715</b>	<b>54</b>	<b>690</b>	<b>56</b>
			TAP 3 (HEAT)	208 or 230	885	43	855	45	830	46	810	47
			TAP 4 (COOL)	208 or 230	560		540		520		500	
			TAP 5 (COOL)	208 or 230	610		580		560		535	
HWC9N5512P18A	45 - 75	60	TAP 1 (HEAT)	208 or 230	630	N/A	600	N/A	570	N/A	550	N/A
			TAP 2 (HEAT)	208 or 230	770	61	740	64	715	66	690	68
			<b>TAP 3 (HEAT) *</b>	<b>208 or 230</b>	<b>885</b>	<b>53</b>	<b>855</b>	<b>55</b>	<b>830</b>	<b>57</b>	<b>810</b>	<b>58</b>
			TAP 4 (COOL)	208 or 230	560		540		520		500	
			TAP 5 (COOL)	208 or 230	610		580		560		535	
HWC9N3312P24A	30 - 60	45	<b>TAP 1 (HEAT) *</b>	<b>208 or 230</b>	<b>645</b>	<b>44</b>	<b>615</b>	<b>47</b>	<b>590</b>	<b>49</b>	<b>565</b>	<b>51</b>
			TAP 2 (HEAT)	208 or 230	780	37	755	38	730	39	710	40
			TAP 3 (HEAT)	208 or 230	900	32	875	33	855	34	835	34
			TAP 4 (COOL)	208 or 230	770		750		730		710	
			TAP 5 (COOL)	208 or 230	820		790		770		750	
HWC9N4412P24A	25 - 55	40	TAP 1 (HEAT)	208 or 230	645	59	615	62	590	65	565	N/A
			<b>TAP 2 (HEAT) *</b>	<b>208 or 230</b>	<b>780</b>	<b>49</b>	<b>755</b>	<b>51</b>	<b>730</b>	<b>52</b>	<b>710</b>	<b>54</b>
			TAP 3 (HEAT)	208 or 230	900	43	875	44	855	45	835	46
			TAP 4 (COOL)	208 or 230	770		750		730		710	
			TAP 5 (COOL)	208 or 230	820		790		770		750	
HWC9N5512P24A	35 - 65	50	TAP 1 (HEAT)	208 or 230	645	73	615	N/A	590	N/A	565	N/A
			TAP 2 (HEAT)	208 or 230	780	61	755	63	730	65	710	67
			<b>TAP 3 (HEAT) *</b>	<b>208 or 230</b>	<b>900</b>	<b>53</b>	<b>875</b>	<b>54</b>	<b>855</b>	<b>55</b>	<b>835</b>	<b>57</b>
			TAP 4 (COOL)	208 or 230	770		750		730		710	
			TAP 5 (COOL)	208 or 230	820		790		770		750	

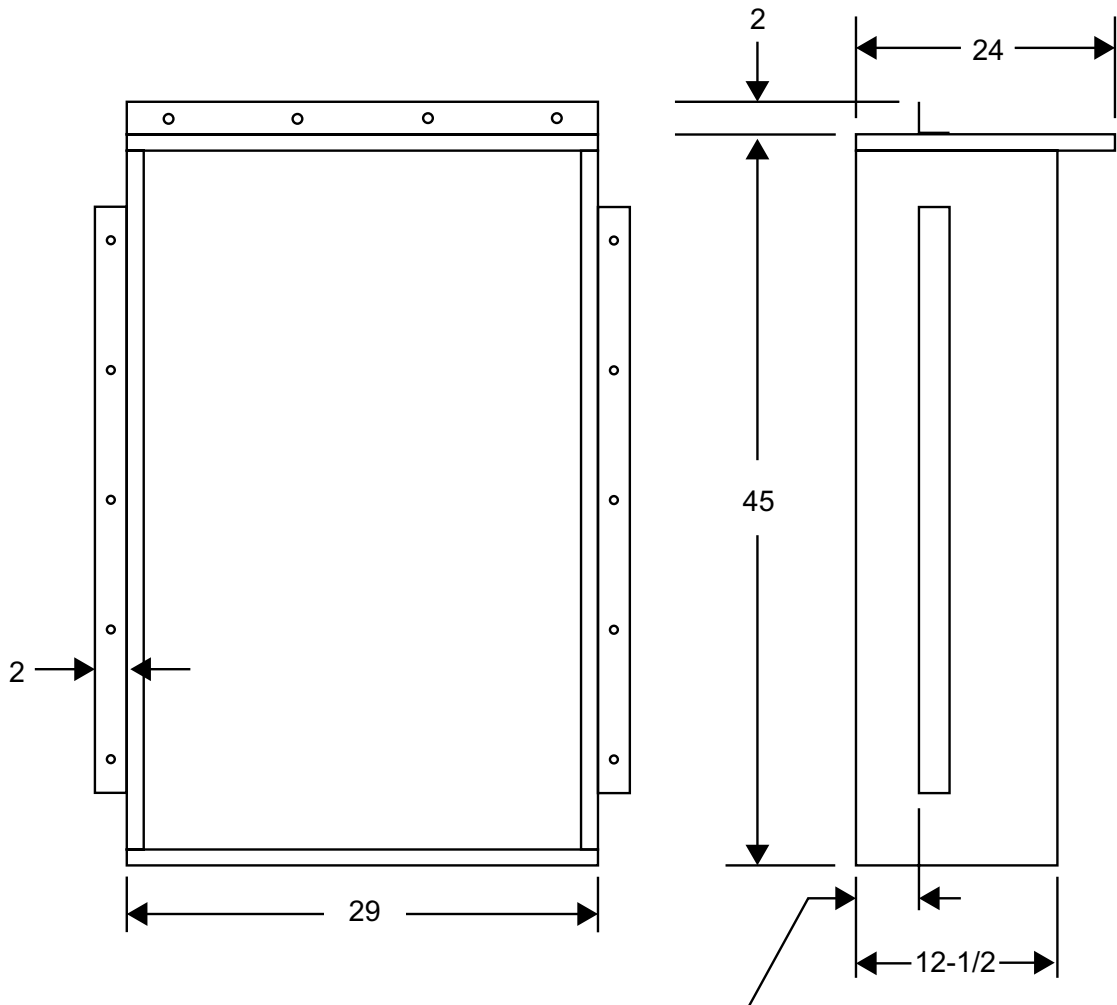
N/A: Do not operate unit in heating mode using this blower speed at this external static pressure. Outside of temperature rise range.

\* As shipped speed for heating operation

UNIT DIMENSIONS



WALL SLEEVE DIMENSIONS



Flange may be assembled  
1" or 3-3/4" from front of sleeve



215 Metropolitan Drive | West Columbia, SC 29170  
800-448-5872  
Product Support 866-282-7257  
www.magic-pak.com

All specifications and illustrations subject to change without notice and without incurring obligations.