


Specifications for the Wet Switch® Flood Detector



Relay:

- Isolated Contacts
- 2 Amps: NC Contact
- 2 Amps: NO Contact

Indicators:

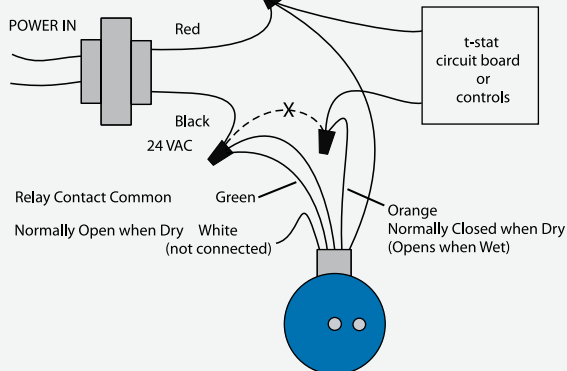
- Red LED : Moisture Detected
- Green LED: Power

Power Requirements:

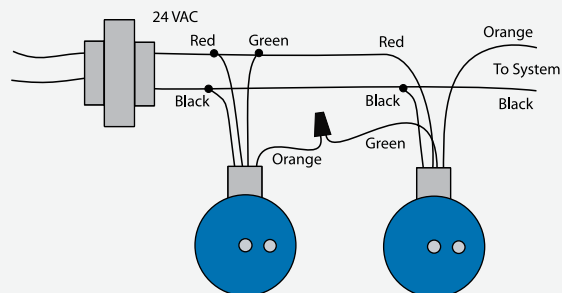
- 18-30 VAC, 60 Hz
- 20-30 VAC, 50 Hz
- 1.5 Watts Max (wet), <0.5 Watts (dry)

Typical Connection

Cooling System Transformer



Connection showing two or more Wet Switches in series



The contacts of the Wet Switch's relay may be wired to use multiple Wet Switches. The drawing above shows the contacts interrupting the 24 VAC signal when either Wet Switch® gets wet.

About DiversiTech

DiversiTech Corporation is North America's largest manufacturer of equipment pads and a leading manufacturer and supplier of components and related products for the heating, ventilating, air conditioning, and refrigeration (HVACR) industry.

Headquartered in the Atlanta, GA metropolitan area, DiversiTech manufactures a suite of products which includes a wide range of mechanical, electrical, chemical, and structural parts for HVACR and electrical systems, and swimming pool installations. The company maintains manufacturing and distribution facilities in key U.S. locations, Europe, and in the Far East. DiversiTech has enjoyed a continued history of successful growth and has acquired industry-recognized names including Devco® Enterprises, Wagner® Manufacturing, The Black Pad®, Hef-T-Pad™ and Specialty Chemical.

WET SWITCH® FLOOD DETECTOR

Download an electronic version of this brochure at:
<http://media.diversitech.com/doc/DOC00015.pdf>

DiversiTech Corporation
6650 Sugarloaf Parkway
Duluth, GA 30097
800.995.2222
678.542.3700 FAX
www.diversitech.com

U.S. Patent No. 4,787,212
©2013 DiversiTech Corporation
LIT-FLY-WS, 6/13



What is the Wet Switch® Flood Detector?

The Wet Switch® Flood Detector is a solid state device designed to detect the presence of condensate water overflow.

Simply place the Wet Switch® Flood Detector into the secondary drain pan — a normally dry pan. If the primary drain pan fails, condensate water will overflow into the secondary drain pan. Upon sensing moisture, the Wet Switch® Flood Detector will turn the system off (typically the cause of the condensing water) to help prevent damage to carpets, walls, woodwork, ceilings, and other property.

- Hydrophilic Pad
- Integral Feet
- Solid State Electronics
- Double Throw Relay
- Standard 24VAC control
- Multiple Unit Connectivity
- Stainless Steel Sensor Array
- Epoxy Encapsulated Electronics

The Wet Switch® Flood Detector is designed to interrupt the operation of cooling systems. However, it is a water activated switch and can be used in a variety of other applications.

Features and Benefits of the Wet Switch® Flood Detector

Hydrophilic Pad

A high tech polymeric fiber quickly draws water into the sensor array using proven capillary technology.

Integral Feet

Integral feet raise the hydrophilic pad and sensor array off the drain pan slightly to prevent nuisance tripping, and pan corrosion (metal pans only) from interfering with the sensor array.

Stainless Steel Sensor Array

A high tech array of multiple stainless steel sensors detects even a minimal amount of water drawn into the hydrophilic pad.

Compact Package

The technology is packed into a 3-5/8" diameter by 1-1/4" high cylinder, furnished complete with 5-conductor 22AWG stranded cable, 6' long.

Solid State Electronics


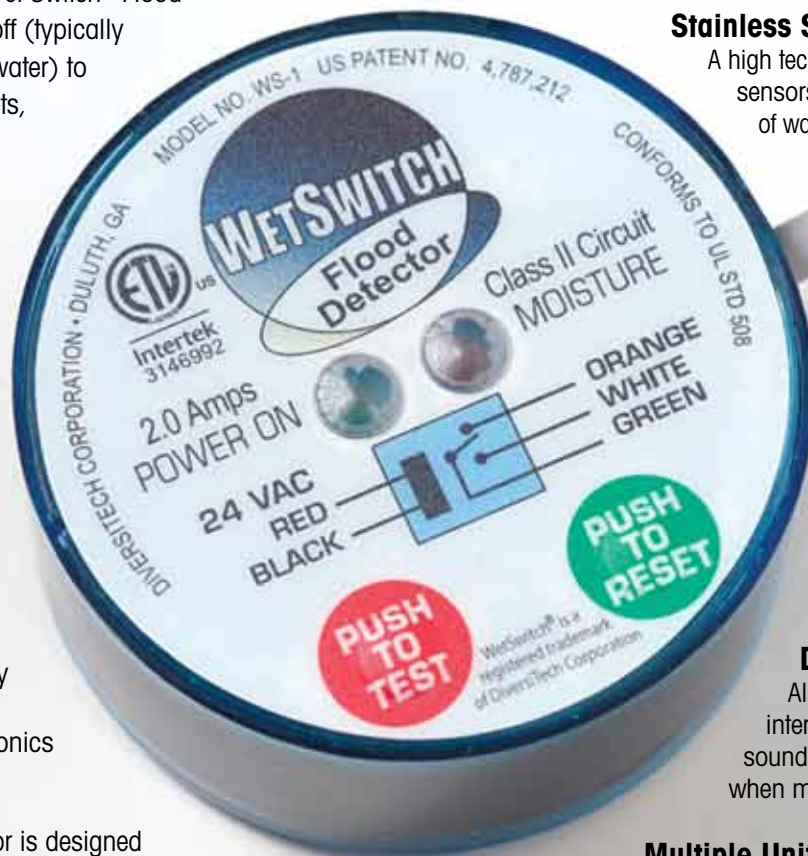
Proven electronics prevent mechanical failure in an aggressive operating environment.

Double Throw Relay


Allows for the wiring to interrupt the system and sound an alarm (by others) when moisture is detected.

Multiple Unit Connectivity

Multiple unit connectivity allows for multiple Wet Switch® Flood Detectors to be connected in series to adequately cover large drain pan areas.



HYDROPHILIC PAD



INTEGRAL FEET



STAINLESS STEEL SENSORS