

ULTRA-ZONE™

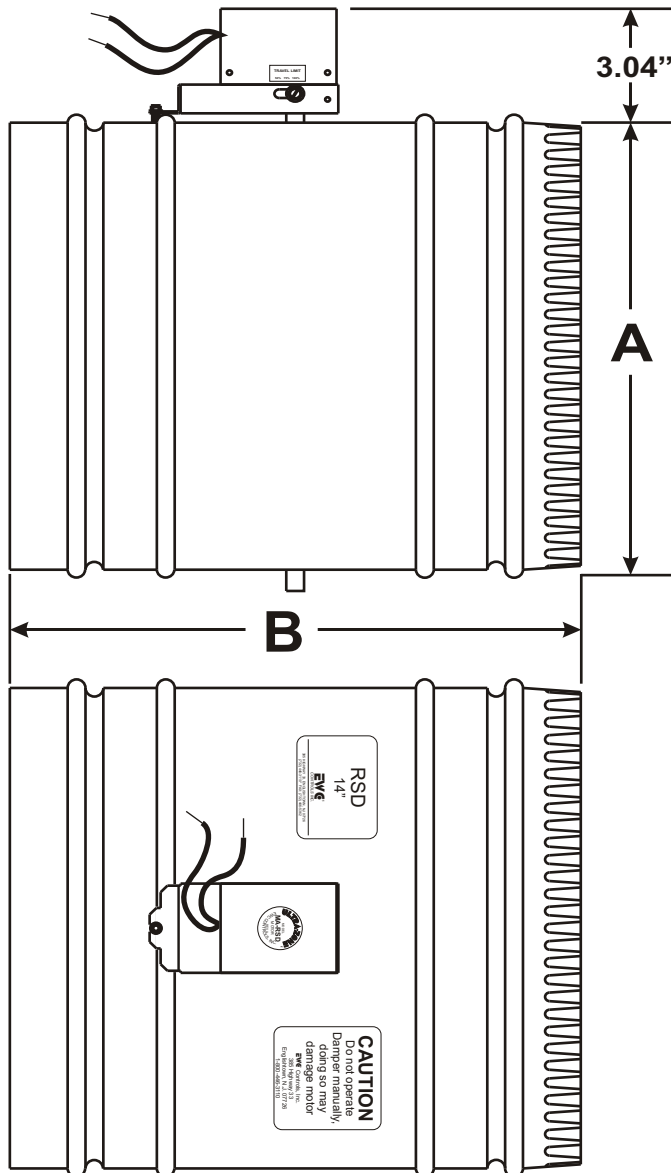
Forced Air Zone Controls

SUBMITTAL SHEET

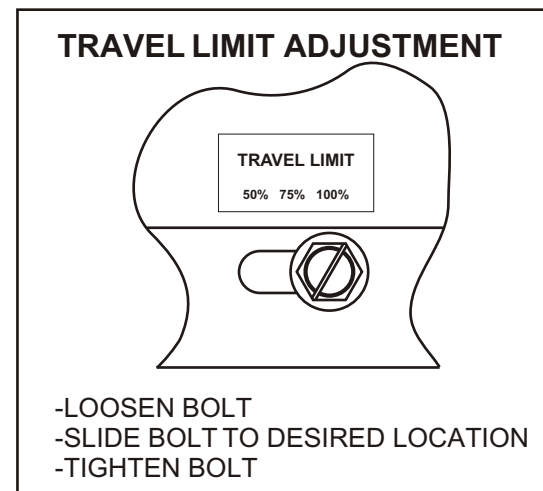
Model RSD

Round Spring-Return Damper

Model RSD is a round single blade damper constructed from heavy (24) gauge galvanized steel. The 24 volt motor actuator is direct coupled to the drive shaft. It is a power closed/spring open action. (standard). The damper can be field reversed to a power open/spring closed action. The RSD has a double layered blade design with an integrated Poron® foam gasket to provide a seal when the damper is in the closed position. The RSD also has a Travel Limiter to prevent the damper from closing 100% if your application requires. Note: 18" and 20" RSD models utilize a Belimo TF series actuator for increased reliability. The hysteresis motor can get very warm when energized/stalled for extended time periods. To avoid overheating, **DO NOT** cover/encapsulate or insulate the motor housing. Doing so will damage the actuator assembly.



DIMENSIONS		
MODEL #	A	B
RSD-4	4.0"	12.00"
RSD-5	5.0"	12.00"
RSD-6	6.0"	12.00"
RSD-8	8.0"	12.00"
RSD-10	10.0"	12.00"
RSD-12	12.0"	14.00"
RSD-14	14.0"	16.00"
RSD-16	16.0"	20.00"
RSD-18	18.0"	20.00"
RSD-20	20.0"	20.00"



Excellence Without Compromise

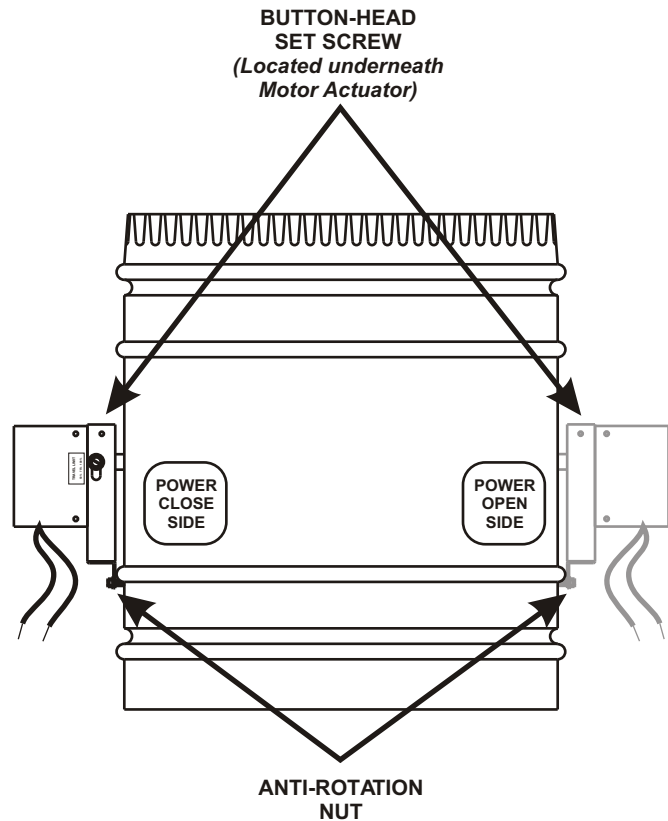
EVC®
CONTROLS INC.

385 Hwy. 33 Englishtown, NJ 07726
Ph: 800-446-3110 - Fx: 732-446-5362

P/N 090377A0123 REV. F Copyright © EVC Controls 2006-2007 All Rights Reserved

To Field Reverse Motor:

- 1) Remove Button Head screw securing the Motor shaft to the Damper blade shaft.
- 2) Remove Anti-Rotation Nut on bottom of Motor Actuator.
- 3) Remove Motor Actuator from damper.
- 4) Rotate damper blade 90°
- 5) Mount motor onto damper blade shaft 180° opposite of original location.
- 6) Re-insert Anti-Rotation nut and Button Head screw and tighten.
- 7) Wire & Power up motor to insure

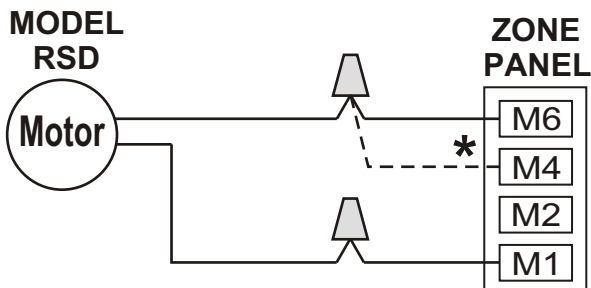


WIRING SOLUTIONS

MOTOR Terminal Output

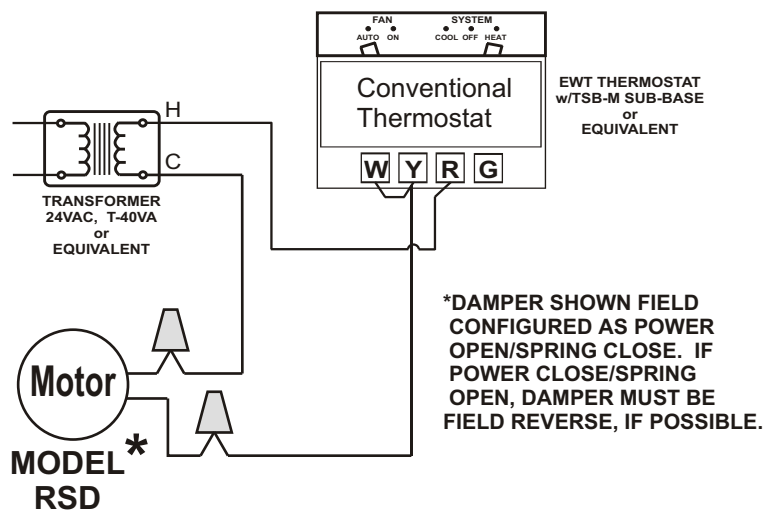
M6 - power to close
M4 - power to open
M2 - constant power
M1 - common

Wiring to a Control Panel



*DAMPER SHOWN AS POWER CLOSE/SPRING OPEN
IF FIELD CONFIGURED AS POWER OPEN/SPRING CLOSE
WIRE TO M4 TERMINAL.

Wiring a Thermostat to Control a Single Damper



Excellence Without Compromise

EWC®
CONTROLS INC.

385 Hwy. 33 Englishtown, NJ 07726
Ph: 800-446-3110 - Fx: 732-446-5362

P/N 090377A0123 REV. F Copyright © EWC Controls 2006-2007 All Rights Reserved