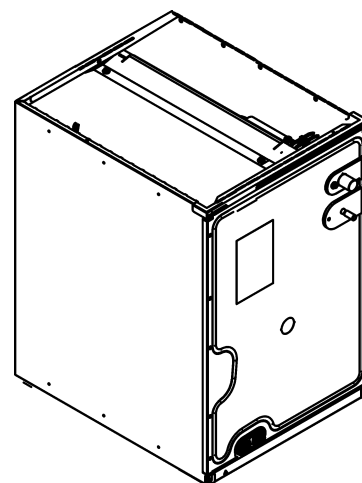


REPAIR PARTS

CAPTA CASED COIL

CAPTA1818A3AA
CAPTA1818B3AA
CAPTA2422A3AA
CAPTA2422B3AA
CAPTA2422C3AA
CAPTA3022A3AA
CAPTA3022B3AA
CAPTA3022C3AA
CAPTA3026B3AA
CAPTA3026C3AA
CAPTA3626B3AA
CAPTA3626C3AA
CAPTA4230C3AA
CAPTA4230D3AA
CAPTA6030C3AA
CAPTA6030D3AA



This manual is to be used by qualified technicians only.

© 2024 Goodman Manufacturing Company, L.P. ♦ 19001 Kermier Rd. ♦ Waller, TX 77484

Important Information

Index

Functional Parts List	3
Illustration and Parts	4 - 5

Views shown are for parts illustrations only, not servicing procedures.

Text Codes:

AR - As Required

NA - Not Available

NS - Not Shown

00000000 - See Note

QTY - Quantity Example (QTY 3) (If Quantity not shown, Quantity = 1)

M - Model Example (M1) (If M Code not shown, then part is used on all Models)

Expanded Model Nomenclature:

Example

M1 - Model#1

M2 - Model#2

M3 - Model#3

Goodman Manufacturing Company, L.P. is not responsible for personal injury or property damage resulting from improper service. Review all service information before beginning repairs.

Warranty service must be performed by an authorized technician, using authorized factory parts. If service is required after the warranty expires, Goodman Manufacturing Company, L.P. also recommends contacting an authorized technician and using authorized factory parts.

Goodman Manufacturing Company, L.P. reserves the right to discontinue, or change at any time, specifications or designs without notice or without incurring obligations.

For assistance within the U.S.A. contact:

Homeowner Support

Goodman Manufacturing Company, L.P.

19001 Kermier Road

Waller, Texas 77484

877-254-4729-Telephone

713-863-2382-Facsimile

For assistance outside the U.S.A. contact:

International Division

Goodman Manufacturing Company, L.P.

19001 Kermier Road

Waller, Texas 77484

713-861-2500-Telephone

713-863-2382-Facsimile

Functional Parts

Part

No: **Description:**

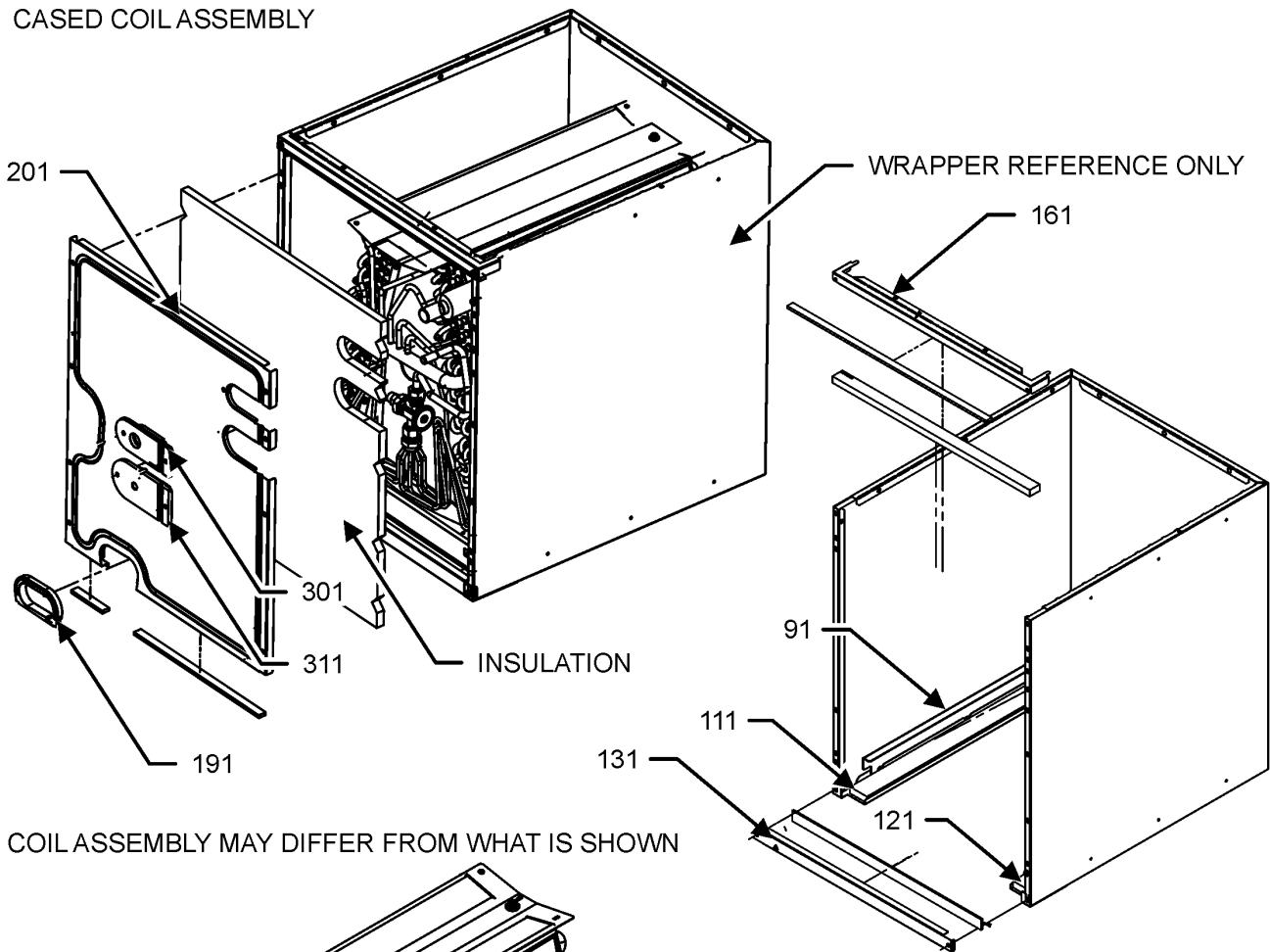
SER2A08012	SENSATA, R32 SENSOR
0151R00265	TXV-FX-1.5T-ADJ VALVE (M1, M2, M3, M4, M5)
0151R00272	TXV-FX-2T-ADJ VALVE (M6, M7, M8, M9, M10)
0151R00273	TXV-FX-3T-ADJ VALVE (M11, M12)
0151R00274	TXV-FX-4T-ADJ VALVE (M13, M14)
0151R00275	TXV-FX-5T-ADJ VALVE (M15, M16)

Expanded Model Nomenclature

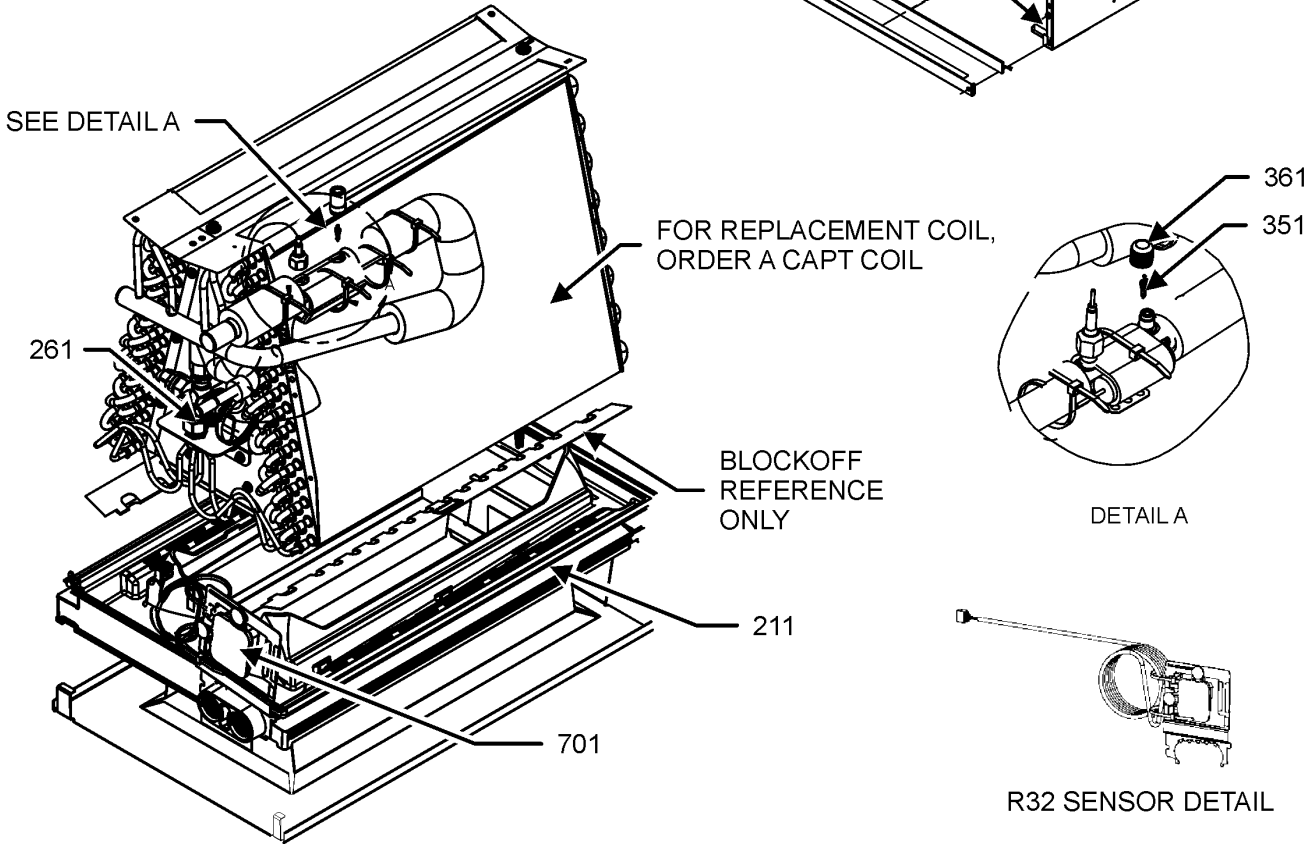
M1 - CAPTA1818A3AA
M2 - CAPTA1818B3AA
M3 - CAPTA2422A3AA
M4 - CAPTA2422B3AA
M5 - CAPTA2422C3AA
M6 - CAPTA3022A3AA
M7 - CAPTA3022B3AA
M8 - CAPTA3022C3AA
M9 - CAPTA3026B3AA
M10 - CAPTA3026C3AA
M11 - CAPTA3626B3AA
M12 - CAPTA3626C3AA
M13 - CAPTA4230C3AA
M14 - CAPTA4230D3AA
M15 - CAPTA6030C3AA
M16 - CAPTA6030D3AA

CASED E COIL ASSEMBLY

CASED COIL ASSEMBLY



COIL ASSEMBLY MAY DIFFER FROM WHAT IS SHOWN



CASED E COIL ASSEMBLY

Ref. Part

No: No:

Description:

Ref. Part

No: No:

Description:

Image 1:

91	0121D01124	RAIL DRAIN PAN, CASED COIL (QTY 2)
111	5001010	PLATE, LEFT BLOCK OFF (M2, M4, M5, M7, M8, M9, M10, M11, M12, M13, M14, M15, M16)
121	5001011	PLATE, RIGHT BLOCK OFF (M2, M4, M5, M7, M8, M9, M10, M11, M12, M13, M14, M15, M16)
131	0121D00502PDG	RAIL BOTTOM,CASED COIL,PAINTED (M1, M3, M6)
131	0121D00503PDG	RAIL BOTTOM,CASED COIL,PAINTED (M2, M4, M7, M9, M11)
131	0121D00504PDG	RAIL BOTTOM,CASED COIL,PAINTED (M5, M8, M10, M12, M13, M15)
131	0121D00505PDG	RAIL BOTTOM,CASED COIL,PAINTED (M14, M16)
161	0121D00906PDG	RAIL TOP PNT, CASED E COIL (M1, M3, M6)
161	0121D00907PDG	RAIL TOP PNT, CASED E COIL (M2, M4, M7, M9, M11)
161	0121D00908PDG	RAIL TOP PNT, CASED E COIL (M5, M8, M10, M12, M13, M15)
161	0121D00909PDG	RAIL TOP PNT, CASED E COIL (M14, M16)
191	0154D00037	GASKET, DRAIN PAN
201	0121D00684PDG	PNL ACCESS PNT, CASED E COIL (M13, M15)
201	0121D00685PDG	PNL ACCESS PNT, CASED E COIL (M14, M16)
201	0121D00933PDG	PNL ACCESS PNT, CASED E COIL (M1)
201	0121D00936PDG	PNL ACCESS PNT, CASED E COIL (M3, M6)
201	0121D01126PDG	PNL ACCESS PNT, CASED E COIL (M9, M11)
201	0121D01127PDG	PNL ACCESS PNT, CASED E COIL (M4, M7)
201	0121D01135PDG	PNL ACCESS PNT, CASED E COIL (M2)
201	0121D00543PDG	PNL ACCESS, PAINTED (M5, M8)
201	0121D00597PDG	PNL ACCESS, PAINTED (M10, M12)
211	0161D00194	DRAIN PAN (M2, M4, M7, M9, M11)
211	0161D00241	DRAIN PAN (M5, M8, M10, M12, M13, M15)
211	0161D00242	DRAIN PAN (M14, M16)
211	0161D00116	DRAIN PAN MAIN, E COIL (M1, M3, M6)
261	0151R00265	TXV-FX-1.5T-ADJ VALVE (M1, M2, M3, M4, M5)
261	0151R00272	TXV-FX-2T-ADJ VALVE (M6, M7, M8, M9, M10)
261	0151R00273	TXV-FX-3T-ADJ VALVE (M11, M12)
261	0151R00274	TXV-FX-4T-ADJ VALVE (M13, M14)
261	0151R00275	TXV-FX-5T-ADJ VALVE (M15, M16)
301	0154D00015	GROMMET, LIQUID TUBE (M10, M12, M13, M14, M15, M16)
301	0154D00040	GROMMET, LIQUID TUBE (M1, M2, M3, M4, M5, M6, M7, M8, M9, M11)
311	0154D00014	GROMMET SUCTION (M9, M10, M11, M12, M13, M14, M15, M16)
311	0154D00005	GROMMET, SUCTION (M1, M2, M3, M4, M5, M6, M7, M8)
351	0151M00104	VALVE CORE
361	0163M00629	RED CAP WITH O-RING
701	SER2A08012	SENSATA, R32 SENSOR
NS	0161A00134	PUSH PLUG (QTY 2)
NS	0121A01738	SENSOR BRACKET

Expanded Model Nomenclature

M1 - CAPTA1818A3AA
M2 - CAPTA1818B3AA
M3 - CAPTA2422A3AA
M4 - CAPTA2422B3AA
M5 - CAPTA2422C3AA
M6 - CAPTA3022A3AA
M7 - CAPTA3022B3AA
M8 - CAPTA3022C3AA
M9 - CAPTA3026B3AA
M10 - CAPTA3026C3AA
M11 - CAPTA3626B3AA
M12 - CAPTA3626C3AA
M13 - CAPTA4230C3AA
M14 - CAPTA4230D3AA
M15 - CAPTA6030C3AA
M16 - CAPTA6030D3AA