

# One Choice. Greater Impact.

---



## V-SERIES™ - Optimized for Multi-family

Integrated heating and cooling systems in a tiny 3' x 3' footprint.



Design Your Vision



All-In-One HVAC Products



Faster Installation



Simplified Maintenance

## The V-Series™. Efficient in every way.

MagicPak™ can ensure that an architect's vision remains intact from concept to completion. MagicPak preserves the clean, uncluttered exterior of the building, while the lack of multiple condensing units preserves open space on the ground or roof. Customizable architectural louvers can further extend creative possibilities without compromising the building's form, space or ambiance.



# The MagicPak V-Series™ brings reliability and enhanced serviceability to every multi-family property.

V-Series units make life easier for contractors and engineers with simplified specification and installation. They also offer property owners the option of higher energy efficiency models that can help their tenants save money, making the property more marketable.



#### Antimicrobial Drain Pan

An antimicrobial evaporator drain pan helps eliminate odor-causing mold and keeps mildew at bay.

### Industry leading performance

A 5-year limited warranty on parts and a 20-year limited warranty on stainless steel heat exchangers mean tenants and property owners won't be left out in the cold if the unit has a problem.

### Freeze Shield™ Technology

A patent-pending design that works to keep water from freezing in the condensate trap during off cycles. This is especially important when installing MagicPak in an unconditioned outdoor patio closet. A sloped exhaust pipe helps reduce ice buildup on the louvers during normal operation in winter months.

## Model Lineup

### HWC Gas / Electric

- Standard-efficiency model: 80% AFUE and 12 SEER
- High-efficiency model: Up to 95% AFUE and 12 SEER

### EWC Electric / Electric

- 12 SEER
- Electric kW range of 5–15 kW and BTUH cooling range of 12,000–27,000

### Construction you can count on

For more than 55 years, MagicPak has led the industry in quality and dependability. Stainless steel parts, thoughtful drainage design and individual component testing will ensure every V-Series unit will stand the test of time and tenant demand for years to come.




# Servicing made simple thanks to the thoughtful design of MagicPak's internal components.

Whether you're part of a property management maintenance team or an experienced HVAC contractor, the V-Series™ has been engineered to save time. Large access panels and the self-contained design are just a few features that can save time on routine maintenance.


## Secure burner assembly mount

- A secure assembly mount holds the burner in place even when screws are removed, so the burner is perfectly aligned every time.



## Easy access

- A large access panel means quickly getting to common components like the burner assembly, control board and condensate drain.




## Simple control board removal and insertion

- A non-mechanical mount on the 95% HWC and keyhole slots on the EWC and 80% HWC units allow quicker, easier access to other components.



## Flame sensor removal

- On the 95% HWC unit, the flame sensor can be removed from the bottom of the burner assembly.
- On the 80% model, it can be removed from the top—both with a single screw.



## One screw removal

- Change out igniter and rollout switch assemblies by removing one forward-facing screw.





All-In-One HVAC Systems



## ECM Blower Motor

The standard efficiency ECM blower motor on the HWC and EWC units use constant torque motors to maintain a more consistent airflow than a single-speed PSC motor, keeping tenants consistently comfortable. The motor also operates with greater efficiency and less noise. The blower motor operates independently from the condenser fan motor so the blower motor can have an on/off delay.

Up to 50 lbs.  
lighter


## Full slide-out cooling chassis

If just the cooling portion needs repair, the slide-out chassis makes it easy to remove from the unit and replace it with a new one, allowing repairs to be made off-site, so tenants won't experience downtime.



# Simple Installation. Smart Design. Backward Compatibility.

Because all V-Series™ products have the same dimensions as older MagicPak units, they work with existing V-Series wall sleeves. So everything from specification to retrofitting existing installations is made easier.



## Patent-pending flexible condensate drain placement

The furnace condensate drain can simply be flipped, so the drain line can run out of the front or side of the unit, depending on the installation space. A typical retrofit will likely require a front drain connection.



## Plug-and-play features

These easy steps will have the MagicPak V-Series unit up and running in no time:

- Set the unit
- Connect high-voltage, low voltage and gas connections (for HWC)
- Connect the furnace condensate drain and base pan drain lines
- Connect the supply and return ducting



# MagicPak All-In-One™ HVAC System

## V-Series™

### EWC Performance

Model	Cooling				Heating			
	Btuh	SEER	S/T	CFM	240V		208V	
					kW/Hr	Btu/Hr	kW/Hr	Btu/Hr
EWC0512P12A	12,000	12	0.75	480	4.8	16,300	3.6	12,300
EWC0712P12A					7.2	24,600	5.4	18,400
EWC0512P18A	17,000	12	0.75	560	4.8	16,300	3.6	12,300
EWC0712P18A					7.2	24,600	5.4	18,400
EWC1012P18A					9.6	32,700	7.2	24,600
EWC1012P24A	22,800	12	0.75	770	9.6	32,700	7.2	24,600
EWC1512P24A					14.4	49,100	10.8	36,900
EWC1012P30A	27,000	12	0.75	945	9.6	32,700	7.2	24,600
EWC1512P30A					14.4	49,100	10.8	36,900

### HWC Performance

Model	Cooling				Heating			
	Btuh	SEER	S/T	CFM	Input Btuh	Output Btuh	AFUE	Temp. Rise Range °F
HWC8N2412P12A	12,000	12	0.75	480	24,000	19,000	80	25-55
HWC8N3612P12A					36,000	28,500		35-65
HWC8N3612P18A	17,000	12	0.75	560	36,000	28,500		25-55
HWC8N4812P18A					48,000	38,000		35-65
HWC8N6012P18A					60,000	47,500		45-75
HWC8N3612P24A	22,800	12	0.75	770	36,000	28,500		25-55
HWC8N4812P24A					48,000	38,000		35-65
HWC8N6012P24A					60,000	47,500		45-75
HWC8N4812P30A	27,000	12	.075	945	48,000	38,000		30-60
HWC8N6012P30A					60,000	47,500		45-75
HWC9N2212P12A	12,000	12	0.75	480	22,000	20,500	95	25-55
HWC9N3312P12A					33,000	31,000	95	35-65
HWC9N3312P18A	17,000	12	0.75	560	33,000	31,000	95	30-60
HWC9N4412P18A					44,000	41,000	95	35-65
HWC9N5512P18A					55,000	51,500	93	45-75
HWC9N3312P24A	22,800	12	0.75	770	33,000	31,000	95	30-60
HWC9N4412P24A					44,000	41,000	95	35-65
HWC9N5512P24A					55,000	51,500	93	45-75
HWC9N4412P30	27,000	12	0.75	945	44,000	41,000	95	35-65
HWC9N5512P30					55,000	51,500	93	45-75



# Inside MagicPak™

## V-Series™

### Specifications

- HWC available in 1-, 1.5-, 2- and 2.5- ton capacities
- EWC available in 1-, 1.5-, 2- and 2.5- ton capacities
- Standard-efficiency models offer 12 SEER and 80% AFUE
- High-efficiency models offer 12 SEER and up to 95% AFUE
- Self-contained package simplifies installation and service
  - No external refrigerant lines
  - No separate cooling coil
  - Internal direct venting with no separate vent
  - Self-contained, replaceable, slide-out cooling chassis
- Pre-wired and pre-charged
- Individually metered and controlled
- Antimicrobial evaporator drain pan
- Freeze Shield™ condensate trap\* with side or front connection on HWC9 models
- Standard stainless steel heat exchanger
- 5-year limited warranty on parts
- 20-year limited warranty on stainless steel heat exchanger

\* patent pending

---

### ELECTRIC / ELECTRIC | EWC MODEL

- Electric kW range of 5–15 kW and BTUH cooling range of 12,000–27,000

### GAS / ELECTRIC | HWC MODEL

- Standard-efficiency — 24,000, 36,000, 48,000 and 60,000 BTUH
- High-efficiency — 22,000, 33,000, 44,000 and 55,000 BTUH
- BTUH cooling range of 12,000–27,000



To learn more, visit [MagicPak.com](http://MagicPak.com).  
One Choice. Greater Impact.