



CATALOG

SINGLE & MULTI-ZONE SYSTEMS
RESIDENTIAL
LIGHT COMMERCIAL
VRV

Daikin is one of the largest manufacturers of heating, cooling and refrigerant products in the world.

Daikin is recognized as one of the world leaders in the manufacture of HVAC equipment and refrigerants.

For over 90 years, Daikin has grown consistently and successfully due to the loyalty and success of our customers, as well as a track record of innovation and quality. Daikin is redefining home comfort in North America with some of the most technologically and aesthetically advanced solutions. These intelligent, energy efficient systems provide an unprecedented level of individual comfort and control.

Daikin is expansive in its manufacturing footprint. It is global, but with a local focus.

We have operations around the world, with research and development, as well as production facilities in 70 countries.

Using our advanced technology and expertise, Daikin has earned a reputation for excellence as an indoor comfort specialist in countries and regions spanning the globe by providing solutions for the needs of our customers. In the United States, we operate major manufacturing and research and development facilities in Texas, Tennessee, Minnesota, Alabama and Ohio.

Additional Information

Before purchasing this appliance, read important information about its estimated annual energy consumption, yearly operating cost, or energy efficiency rating that is available from your retailer.

Table of Contents

Why Zoned Systems?

Daikin Benefits

Key Features and Benefits

Regional Efficiency Standards

Single-Zone Systems

Daikin 17 series Wall-Mounted

Daikin 19 series Wall-Mounted

Daikin AURORA™ Wall-Mounted

Daikin AURORA™ Floor-Mounted

VISTA™ Ceiling Cassette

LV Series Wall-Mounted

LV Series Slim-Duct Concealed Ceiling Unit

FDMQ Ducted Concealed Indoor Unit

NV Series Wall-Mounted

LV 30/36 Series Wall-Mounted

QUATERNITY™ Series

Multi-Zone Systems

Daikin AURORA™ Multi-Zone Outdoor Units

MXS Series Multi-Zone Outdoor Units

Multi-Zone Indoor Units

Multi-Zone Combinations

VRV LIFE™

Solving HVAC Challenges

VRV LIFE™ Outdoor Unit

CXTQ VRV A-Coil

Unitary Products

Daikin Fit™ system

Daikin Fit™ - DX17VSS

Daikin Fit™ - CAPEA/CAPE/CHPE

Daikin Premium Air Cleaner - DV15

Split Systems

Air Conditioners

DX20VC (Up to 23 SEER)

DX18TC (Up to 19 SEER)

DX16TC (Up to 17 SEER)

DX16SA (Up to 16 SEER)

DX14SA (Up to 15 SEER)

DX14SN (Up to 15 SEER)

DX13SA (Up to 14 SEER)

DX13SN (Up to 14 SEER)

Heat Pumps

DZ20VC (Up to 21 SEER & 10.0 HSPF)

DZ18VC (Up to 19 SEER & 10.0 HSPF)

DZ18TC (Up to 19 SEER & 10.0 HSPF)

DZ16TC (Up to 16 SEER & 9.7 HSPF)

DZ16SA (Up to 16 SEER & 9.5 HSPF)

DZ14SA (Up to 15 SEER & 9.0 HSPF)

DZ14SN (Up to 15 SEER & 9.0 HSPF)

Gas Furnaces

90% AFUE

DM97MC (Up to 98% AFUE)

DC97MC (Up to 97% AFUE)

DM96VC (Up to 96% AFUE)

DC96VC (Up to 96% AFUE)

DM96VE (Up to 96% AFUE)

6	DC96VE (Up to 96% AFUE)	105
7	DM96HS (Up to 96% AFUE)	106
8	DC96HS (Up to 96% AFUE)	107
8	DM92SS (Up to 92% AFUE)	108
10	DC92SS (Up to 92% AFUE)	109

80% AFUE

17	DM80VC (80% AFUE)	110
18	DC80VC (80% AFUE)	111
22	DM80HE (80% AFUE)	112
26	DM80HS (80% AFUE)	113
28	DD80HS (80% AFUE)	114
30	DM80SS / DD80SS (80% AFUE)	115

Air Handlers

34	DVPEC (Multi-Position, Variable-Speed, Inverter-Tuned)	118
36	DVPTC (Multi-Position, Variable Speed)	119
38	ASPT (Multi-Position, Multi-Speed)	120
42	ARUF (Multi-Position, Multi-Speed)	121
44	MBVC & MBR (Modular Blowers)	122
47	AWUF/AWUT (Wall-Mount)	123
50	ACNF (Ceiling Mount)	124

Coils

58	CAPT (1½–5 Tons)	125
70	CAPFA/CAPF (1½–5 Tons)	126
71	CAPEA/CAPE (1½–5 Tons)	127
72	CHPF (Horizontal “A” Coil)	128
74	CHPE (Horizontal “A” Coil)	129
75	CAUF (1½–5 Tons)	130
77	CSCF (1½–5 Tons)	131

Packaged Units

Air Conditioners

78	DP15CH (15 SEER)	134
82	DP14CM (14 SEER)	135
83	DP14CH (14 SEER)	136

Heat Pumps

84	DP16HM (Up to 16 SEER & 8.2 HSPF)	137
85	DP16HH (Up to 16 SEER / 8.0 HSPF)	138
86	DP14HM (14 SEER / 8.0 HSPF)	139
87	DP14HH (Up to 14.5 SEER & 8.0 HSPF)	140

Gas/Electric Units

88	DP16GM (Up to 16 SEER / 81% AFUE)	141
89	DP14GM (Up to 14.2 SEER / 81% AFUE)	142

Duel-Fuel

91	DP14DM (Up to 14.5 SEER, 8.0 HSPF, 81% AFUE)	143
----	----------------------------------------------	-----

SkyAir Products

92	FAQ_PVJU - Wall-Mounted Unit	148
93	FBQ_PVJU - DC Ducted Concealed	150
94	FCQ_PAVJU - Round Flow Cassette	152
95	FHQ_PVJU - Ceiling Suspended	154
96	FTQ_PBVJU - Inverted Ducted	156

Light Commercial Products Commercial Comfort

100	Air Conditioners	162
101	DSC (3 to 5 Tons)	163
102	DCC (6 Tons)	164
103	DCC (7½ to 12½ Tons)	165
104	DCC (15 to 25 Tons)	165

SINGLE-ZONE SYSTEMS

MULTI-ZONE SYSTEMS

VRV LIFE

UNITARY PRODUCTS

SKYAIR PRODUCTS

LIGHT COMMERCIAL

VRV PRODUCTS

Table of Contents (cont.)

Heat Pumps

DSH (3 to 5 Tons)	166
DCH (6 Tons)	167
DCH (7½ to 12½ Tons)	168

Gas/Electric Units

DSG (3 to 5 Tons)	169
DCG (6 Tons)	170
DCG (7½ to 12½ Tons)	171
DCG (15 to 25 Tons)	172

Single-Phase Units

DTC / DTH / DTG (3 to 5 Tons)	173
-------------------------------	-----

Three-Phase Units

DTC / DTH / DTG (3 to 5 Tons)	174
-------------------------------	-----

M Series

DP14CM	175
DP14HM	176
DP14GM	177

Air Conditioners

DX13SA (3 to 5 Tons)	178
DX11TA (7½ & 10 Tons)	179

Heat Pumps

DZ14SA (3 to 5 Tons)	180
DZ11TA (7½ & 10 Tons)	181

Air Handlers

DAT	182
-----	-----

Accessories

DSC / DSH / DSG Packaged Units (3 to 5 Tons)	184
DCC / DCH / DCG Packaged Units (6 Tons)	186
DCC / DCH / DCG Packaged Units (7½ to 12½ Tons)	188
DCC / DCG Packaged Units (15 to 25 Tons)	190
DTC / DTH / DTG Packaged Units (3 to 5 Tons)	192
Light Commercial Packaged Units (DP14CM/HM/GM)	194
Split Systems – Air Conditioners/Heat Pumps	196
DSC/DSH (Heat Kit Match-Ups – 3 to 5 Tons)	197
DTC/DTH (Heat Kit Match-Ups – 3 to 5 Tons)	199
DCC/DCH (Heat Kit Match-Ups – 6 Tons)	200
DCC/DCH (Heat Kit Match-Ups – 7½ to 12½)	201
DCC (Heat Kit Match-Ups – 15 to 25 Tons)	203

VRV Products 205

What is Daikin VRV, Why choose Daikin? 206

Indoor units

FXMQ_PBVJU - HSP DC Concealed Ducted Unit and DZK	210
FXSQ_TAVJU - MSP Concealed Ducted Unit	214
FXDQ_MVJU - LSP Slim Concealed Ducted Unit	216
FXTQ_TAVJU - Multi-Position Air Handling Unit	218
FXMQ_MVJU - HSP High Capacity Concealed Ducted Unit	220
FXNQ_MVJU9 - Concealed Floor-Standing Unit	222
FXFQ_TVJU - Round Flow Sensing Cassette	224
FXUQ_PVJU - 4-Way Ceiling-Suspended Cassette	226

FXZO_TAVJU - VISTA™ 2x2 Cassette	228
FXEQ_PVJU - Ceiling-Mounted Cassette (Single Flow)	230
FXHQ_MVJU - Ceiling-Suspended Unit	232
FXAQ_PVJU - Wall-Mounted Unit	234
FXLQ_MVJU9 - Floor-Standing Unit	236

Outdoor units

Daikin VRV AURORA™ Heat Recovery	240
VRV IV - Air-Cooled Heat Recovery	244
VRV IV - Air-Cooled Heat Pump	248
VRV III PC - Air-Cooled Heat Recovery	252
VRV T-Series Water Cooled Systems	254
VRV IV S-Series Heat Pump	260
VRV IV - Installation Space	262
VRV III PC, VRV T-Series, & VRV IV S-Series - Installation Space	264
VRV Accessories	266
Branch Selector Boxes	266
REFNET Pipe Joints	268
Hail Guard Kit for VRV IV	269
AHU (Air Handling Kit) Integration Kit	270
Control Box EKE_CBAV3-US	272

Ventilation

FXMQ_MFVJU - 100% Outside Air Processing Unit	276
VAM-GVJU - Energy Recovery Ventilator	278
DVS Dedicated Outside Air System	280

Controls

Individual Controllers	282
BRC1E73 - Navigation™ Remote Controller	282
BRC2A71 - Simplified Remote Controller	283
BRC4C82/BRC7E818/BRC7E83/BRC7E830 – Wireless Remote Controller	283
Centralized Controllers	283
DCS302C71 - Central Remote Controller	283
DCS301C71 - Unified On/Off Controller	283
DST301BA61 - Schedule Timer	283
Advanced Multi-Zone Controllers	284
DCS601C71 - intelligent Touch Controller™ (iTc)	284
DCM601A71 - intelligent Touch Manager™ (iTm)	286
External Equipment Control	288
DCM009A51 - iTM BACnet® Client Option	288
750-831 - Daikin WAGO BACnet®/IP Controller	289
Interface Solutions	290
DCM014A51 - iTM BACnet® Server Gateway Option	292
DMS502B71 - Interface for use in BACnet®	292
DMS504C71 - Interface for use in LonWorks®	292
DTA116A51 - DIII-Net/Modbus® Adapter	292
VRV Monitoring Services	293
D-NET Air Conditioning Network Service System	



Why Zoned Systems?

DAIKIN HAS A FOCUS AND TRACK RECORD OF QUALITY

With over ninety years of HVAC history since its founding, Daikin has created a global indoor comfort revolution with innovative new technologies and products that have brought firsts to the world. From the introduction of new compressor designs or new ways to precisely control refrigerant flow, Daikin strives to be a global leader by investing in technology. We bring this same focus on innovation to North America, applying our portfolio of product features from around the world to meet the challenges we face in North American homes and businesses.

Optimal design and comfort for the whole home

Integrated design

Daikin indoor single and multi-zone units offer homeowners a discreet, modern design. The unit's smooth curve blends beautifully with the wall resulting in an unobtrusive presence that matches virtually all interior décors.

Efficient and smart

Inside the single and multi-zone system is a highly intelligent system, with innovative features designed to reduce power consumption. Some units offer whisper-quiet performance down to 19dB(A) to further to your sense of comfort.

Intelligent eye

The intelligent eye occupancy sensor, available on select models, controls comfort and conserves energy. If the room is empty for 20 minutes it changes the set point to start saving energy. As soon as someone enters the room, it immediately returns to the original setting. Regular use of this feature can provide additional energy savings of up to 20% or more compared to units without this feature.

Daikin single and multi-zone systems offer dealers:

- » High-quality, energy-efficient comfort solutions
- » Opportunities to spend less time on installations and more time with new customers
- » Differentiated product offerings that deliver improved customer satisfaction
- » Outstanding limited warranties* and reduced call backs


































As an innovation leader, Daikin is laying the foundation for next generation technology with multiple cutting-edge core technologies. In May 2013, Forbes Magazine recognized Daikin as an innovation leader, putting Daikin on its list of the 100 Most Innovative companies in the world.



Source: www.forbes.com

* Complete warranty details available from your local distributor or manufacturer's representative or at www.daikincomfort.com

COMFORTABLE LIMITED WARRANTY* PROTECTION

Single and Multi-Zone Systems		SkyAir ^{††}	Packaged: Air Conditioner, Heat Pumps, Dual Fuel and Gas/Electric ^{††}				Light Commercial		VRV	VRV LIFE			
Daikin 17 series [†] , LV 30/36 ^{†††} , NV Series ^{†††}	Daikin 19 series [†] , Daikin AURORA [™] , LV Series [†] , FDMQ [†] , QUATERNITY [™] , MXS Series [†] VISTA [™] and RMXS [†]	All products	DP14CM, DP14CH, DP14HM, DP14HH	DP15CH, DP16HH DP16HM, DP14DM, DP16GM	DP16GM, DP14DM, DP14GM		DSC, DCC, DSH, DCH, DT, DX13SA, DX11SA, DZ14SA, DZ11SA, DAR / DAT		DSG, DCG	All products	VRV LIFE		
				 	  			 		 			
DOAS	Heat Pump and Air Conditioners ^{††}			Gas Furnace ^{††}			Air Handlers and Coils ^{††}						
DVS	DX20VC, DX18TC, DX17VSS, DX16TC, DZ20VC, DZ18VC, DZ18TC, DZ16TC	DX16SA, DX14SA, DX13SA, DZ16SA, DZ14SA,	DX13SN, DX14SN, DZ14SN	DM97MC, DC97MC, DM96VC, DC96VC, DM80VC, DC80VC		DM96VE, DC96VE, DM96HS, DC96HS, DM80HE		DM92SS, DC92SS, DM80HS, DD80HS, DM80SS / DD80SS		DVPEC, DVPTC, ASPT, ARUF, MBVC / MBR, AWUF, ACNF, CAPT, CAPF, CAUF, CHPF			
	 	 		  		  		  					

* Complete warranty details available from your local dealer or at www.daikincomfort.com. To receive the 10-Year or 12-Year Parts Limited Warranties, the 10-Year Compressor Replacement Limited Warranty, the 20-Year Heat Exchanger Limited Warranty, the Lifetime Heat Exchanger Limited Warranty (good for as long as you own your home), and to receive the 6-Year or 12-Year Unit Replacement Limited Warranty, online registration must be completed within 60 days of installation. Additional requirements for annual maintenance are required for the 6-Year and 12-Year Unit Replacement Limited Warranties. Online registration and some of the additional requirements are not required in California or Quebec.

[†] If product installed in a commercial application, limited warranty period is 5 years.


^{††} If product installed in a commercial application, limited warranty periods will differ depending on the model.

^{†††} Registration not required if installed in a commercial or residential application.

A full range of styles and options for every home, and every room

Daikin single and multi-zone systems are an ideal solution to displace traditional systems in primary living spaces or for refurbishing and remodeling additional spaces. They have a modern design and are extremely quiet in operation.

Our heat pumps are all-in-one heating and cooling solutions, meaning comfortably warm in winter and cool in summer.



Smart Inverter Technology

Daikin's inverter technology is a true innovation in the field of climate control. The principle is simple: inverters adjust the power used to suit the actual requirement – no more, no less! Single & multi-zone systems deliver the capacity required to maintain desired room conditions, typically reducing energy consumption by up to 30% or more compared to traditional fixed-speed ducted systems. This technology minimizes temperature fluctuations and provides continuous cooling and heating comfort.

Whisper Quiet

Daikin systems feature low indoor and outdoor operating sound levels. Daikin systems most often operate at low speeds with indoor sound levels as low as 19 decibels (dB) and outdoor sound levels as low as 46 dB. Activate the indoor unit quiet operation and sound levels drop by 2-3 dB for gentler heating and cooling, quiet operation.

Advanced Filtration

Long life, washable filters.

Heating Performance

Daikin systems provide heating performance with single and multi-zone Heating Seasonal Performance Factor's (HSPF's) as high as 12.5, making Daikin systems efficient and effective even in extreme environments.

Single and Multi-Zone Systems

Key Features and Benefits

Superior Comfort Control

Indoor Unit Quiet Operation.



Sound levels are reduced by 2-3 decibels (dB) from the low fan speed for quieter and gentler heating and cooling.

Outdoor Unit Quiet Operation.



Outdoor unit sound levels can be reduced by 3dB for times when quieter operation is needed.

Intelligent Eye.



The intelligent eye is an infrared sensor with the ability to sense movement in the room. When you are in the room, the air conditioner operates normally.

If you leave the room for more than 20 minutes the air conditioner automatically changes to an energy-saving operation. Using the intelligent eye, savings of up to 20% in cooling and up to 30% in heating can be achieved compared to units without this feature.

Automatic Operation.



For unattended year-round comfort, this function allows the unit to automatically switch between heating and cooling modes as required. (heat pumps types only)

Program Dry Function.



This gives priority to reducing the level of humidity in the room rather than room temperature.

Auto Fan Speed.



To reduce operating sound and power consumption, the fan speed is automatically controlled by the micro-processor to suit the controller setting and prevailing room temperature.

Hot Start.



When the heating operation starts or when the unit changes from cooling to heating there is no cold draft released into the room.

Cold Climate Optimized

Daikin AURORA™ Models.



These systems have been designed to deliver effective heating performance to ambient conditions as low as -13 °F / -25 °C.

Low Ambient Cooling.



Cooling operation down to -22°F (-30°C) outside temperature for cooling only models. No fuel installer kit required.

Lifestyle Convenience

Econo Mode.



Limits the maximum operating current and power consumption of the outdoor unit by approximately 30% during start-up. This saves energy and reduces the load on the electrical circuit when multiple electrical devices are used simultaneously.

Powerful Operation.



Pushing the POWERFUL button on the remote control gives you a boost in cooling or heating power for a 20-minute period, even if the unit is already operating at high capacity.

Remote Controller with Back-lit Display.



Features a back-lit LCD and luminescent control buttons, allowing for easy viewing in dimly lit rooms.

Home Leave Operation.



Select this energy saving function when leaving the house and the air conditioner will operate at a pre-selected temperature. Your home can then be warmed or cooled much quicker upon your return. It can also be used to record your preferred (default) settings.

Indoor Unit On/Off Switch.



A convenient on/off switch on the indoor unit allows you to start up the system even if you have misplaced the remote control or the remote control batteries are exhausted.

Comfortable Airflow

Wide Angle Louvers.



Smoothly curved wide-angle louvers provide wide airflow coverage for effective heating and cooling no matter where the indoor unit is placed within the room.

Draft Reduction.



This system directs warm air to the floor in winter and cool air across the room in summer for optimal efficiency and comfort. The large flap governs airflow direction while the small flap (or diffuser) swings, producing fine air currents that help circulate the air around the room.

Comfort Mode.



Comfort Mode operation improves comfort. When cooling, the flap positions itself horizontally to keep cold airflow from being blown directly onto the body. When heating, the flap turns vertically downwards to drive warm air to the bottom of the room.

Single and Multi-Zone Systems

Key Features and Benefits

ECO+



An intelligent feature that ensures optimum energy consumption while fulfilling basic human comfort needs. Once activated, set temperature will be adjusted automatically to an optimum energy consumption level.

Vertical Auto-Swing (up and down).



The vertical auto swing automatically sweeps the air across the room in an up and down motion. When the unit is switched off, the louvers close automatically.

Horizontal Auto-Swing (left and right).



Automatically moves to ensure an even distribution of air throughout a room.

3-D Airflow.



Combines vertical and horizontal auto-swing to circulate cool/warm air to the corners of large spaces.

Worry Free

Auto-Restart.



The unit memorizes the operation mode, airflow and temperature settings. Should there be a power failure when the unit is in operation, it will automatically return to the same operating conditions when the power is restored.

Self-Diagnosis.



In the event that a problem develops with the unit, malfunction codes can be displayed on the liquid crystal panel of the remote control for fast and easy fault diagnosis.

Anti-Corrosion.



The special anti-corrosion coating on the outdoor unit heat exchanger provides resistance to salt damage and atmospheric corrosion.

Comfortable and Clean

Air-Purifying Filter with Photocatalytic Deodorizing Function.



This combination operates as a highly-effective unit and can be used for up to three years if periodic maintenance is performed.

Titanium Apatite Photocatalytic Air-Purifying Filter.



This filter combines the air-purifying filter and titanium apatite photocatalytic deodorizing filter in a single highly effective unit. The filter can last for up to three years without replacement if washed once every six months.

Specialized Air Filter.



The pre-filter net is impregnated with a safe, colorless and odorless agent that is intended to help reduce mold on the filter itself.

Wipe-Clean Flat Panel.



The flat panel models can be cleaned with only the single pass of a cloth across their smooth surface. The flat panel can also be easily removed for more thorough cleaning.

Timers

24-Hour On/Off Timer.



The timer can be preset to start and stop the air conditioner at any time within a 24-hour period. Once the times are set, the air conditioner can be operated for a period by simply pressing the ON or OFF timer buttons.

Weekly Timer.



The weekly timer function makes it easy to enter up to four settings per day for each day of the week. The weekly timer function not only allows you to program on and off time, but also the desired temperature.

Night Set Mode.



Through the use of the 'Timer-OFF Circuit', the preset room temperature gently rises in cooling or falls in heating before the unit stops. This energy-saving feature allows you to sleep comfortably without feeling a sudden change in the room temperature, while at the same time saving energy.

Keeping Warm

Quick Warming Function.



Prevents the compressor from pumping liquid refrigerant in low-ambient conditions. (Heat pumps only)

Automatic Defrosting.



Sensor performs automatic defrosting of the outdoor heat exchanger if necessary, ensuring optimum heating performance. (Heat pumps only)

Regional Efficiency Standards

U.S. Department of Energy (DOE) minimum efficiency changes went into effect on January 1, 2015, affecting all residential air conditioners and heat pumps we manufacture. One additional change implemented that adds complication is regional standards that apply to Split System and Package Air Conditioners. Now, the DOE minimum efficiency standards include both national standards (which are based on date of manufacture) and regional standards (which are based on date of installation).

National Standards

- » Split system heat pumps (14 SEER / 8.2 HSPF)
- » Single package gas/electric (14 SEER / 81% AFUE)
- » Single package heat pumps (14 SEER / 8.0 HSPF)
- » Gas fired furnaces (80% AFUE)
- » Kept 13 SEER base national standard for split-system air conditioners (14 SEER)


Labeling

There are two methods to help identify products subject to regional standards. The first is the EnergyGuide label that is noticeably different, with the inclusion of the map of the United States that identifies where the equipment can be installed.

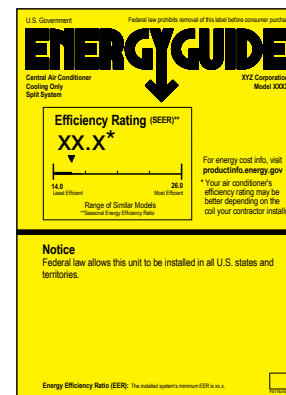
The second is a separate statement that will be on the rating plate or on a label next to the rating plate called the "Install Prohibited" statement. All products subject to regional standards have both the EnergyGuide label and the Install Prohibited statement.

NOTE: The Federal Trade Commission (FTC) originally required a range of SEER be placed on Split System products subject to regional efficiency standards. However, they reversed their decision and now only a single value is listed (since mid-2017). Products in inventory may have mixed EnergyGuide labels (some having a range, others having a single value for SEER).

EnergyGuide Labels Currently In Effect



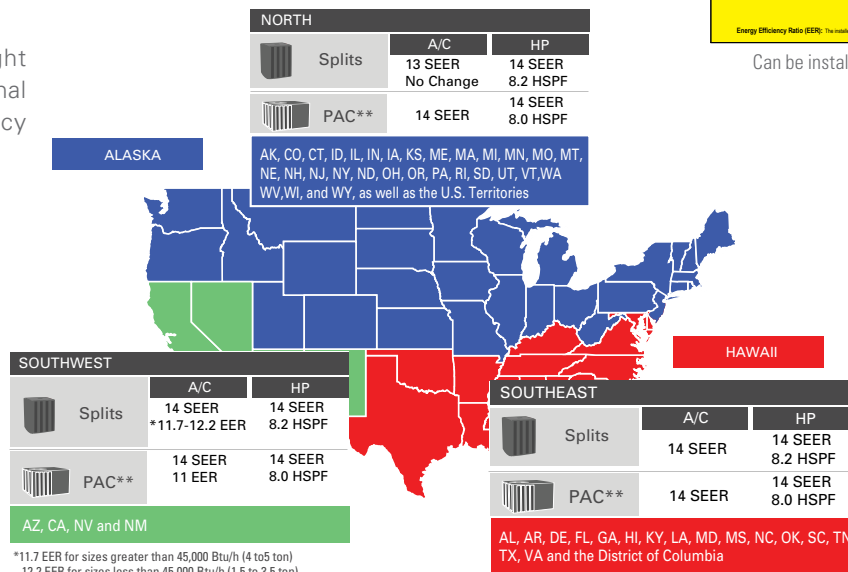
Subject to regional standards



Can be installed anywhere

Efficiency Standards

The map to the right summarizes the national and regional efficiency standards.



*11.7 EER for sizes greater than 45,000 Btu/h (4 to 5 ton)
12.2 EER for sizes less than 45,000 Btu/h (1.5 to 3.5 ton)

**PAC includes both single package cooling only and single package gas/electric models

• Regional standards apply only to single phase air conditioners, 5 ton and less

What You Need to Know as a Distributor

DOE defines a distributor as “a person (other than a manufacturer or retailer) to whom a consumer product is delivered or sold for purposes of distribution in commerce.” Therefore, if you resell product for sale other than to an end user, you may be considered a distributor as opposed to a contractor or dealer (see definitions below).

Distributors are required to comply with the requirements:

1. Do not knowingly sell product that will be installed in violation of regional standards.
2. Conduct regional standards training for all employees and customers.
3. Maintain records for all units subject to the regional standards for a period of 54 months. These records are to include the outdoor unit manufacturer, model number, serial number, date of purchase, date of sale, customer name and delivery address if delivered.

What You Need to Know as a Contractor/Dealer

As a contractor or dealer, you will also be required to adhere to requirements of the DOE 2015 HVAC Regional Standards Enforcement Rules. DOE has defined a contractor as “a person (other than the manufacturer or distributor) who sells to and/or installs for an end user a central air conditioner subject to

regional standards.” DOE has defined a dealer as “a type of contractor, generally with a relationship with one or more specified manufacturers.” The contractor/dealer requirements include the following:

1. Do not knowingly install product that is in violation of regional standards.
2. Conduct regional standards training for all employees.
3. Maintain records for all units subject to the regional standards for a period of 48 months. These records to include the indoor and outdoor unit manufacturer and model number, outdoor unit serial number, distributor purchased from, date and address of installation.

Enforcement

Enforcement of the standards will be at least partially via complaints registered with the DOE. DOE has set up an email for reporting suspected violations directly to them at EnergyEfficiencyEnforcement@doe.gov, or suspected violations can be reported by phone, at (202) 287-6997.

All verified violations will require remediation and can result in stiff fines. Notices of Violation will be posted publicly by the DOE. Further, if a distributor or contractor/dealer is found to routinely violate the standards, manufacturers can be prohibited from selling products to that party.

Contractors, dealers and distributors should be aware that the DOE may request copies of documentation proving product sales and installations are in compliance. Records requested by DOE must be provided within 30 days.











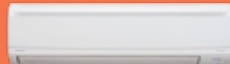

























Training

A recorded webinar providing details about the efficiency standards is available for viewing at www.daikincomfort.com/standards. Questions about the efficiency standards can be emailed to RegionalStandardsQuestions@goodmanmfg.com.

IMPORTANT NOTE:

The information provided is a summarized overview and is not intended to provide a complete description of the DOE 2015 Regional Standards. For more information regarding the DOE 2015 HVAC Regional Standards and the enforcement of these standards, please visit <https://energy.gov/gc/regional-standards-enforcement>.





























Single and Multi-Zone Systems

			7K Btu/h	9K Btu/h	12K Btu/h	15K Btu/h	18K Btu/h	24K Btu/h	30K Btu/h	36K Btu/h	48K Btu/h	Warranty*
SINGLE-ZONE	DAIKIN 17 SERIES	HP										10 YEAR PARTS LIMITED WARRANTY
		AC										12 YEAR PARTS LIMITED WARRANTY
	DAIKIN 19 SERIES	HP										12 YEAR PARTS LIMITED WARRANTY
		AC										12 YEAR PARTS LIMITED WARRANTY
	DAIKIN AURORA™	HP										12 YEAR PARTS LIMITED WARRANTY
		HP										12 YEAR PARTS LIMITED WARRANTY
	LV SERIES	HP										10 YEAR PARTS LIMITED WARRANTY
		AC										12 YEAR PARTS LIMITED WARRANTY
	FDMQ	HP										12 YEAR PARTS LIMITED WARRANTY
	NV SERIES	HP										10 YEAR PARTS LIMITED WARRANTY
		AC										10 YEAR PARTS LIMITED WARRANTY
MULTI-ZONE	QUATERNITY™	HP										12 YEAR PARTS LIMITED WARRANTY
	VISTA™	HP										12 YEAR PARTS LIMITED WARRANTY
	DAIKIN AURORA™ (MULTI-ZONE)	HP										12 YEAR PARTS LIMITED WARRANTY
	MXS SERIES	HP										12 YEAR PARTS LIMITED WARRANTY
	RMXS_LVJU	HP										12 YEAR PARTS LIMITED WARRANTY

* Complete warranty details available from your local dealer or at www.daikincomfort.com. To receive the 10-Year or 12-Year Parts Limited Warranty, online registration must be completed within 60 days of installation. Online registration is not required in California or Quebec.

If product installed in a commercial application, limited warranty period is 5 years.

Zoned System Features

Models			FTKB_AX	FTXB_AX	FTK_NM	FTX_NM	FDXS_LV	FTXS_LV	FTX_NVJU	FTXG_H	FVXS_N	CDXS_LV	FDMQ_R	CTXS_LV	CTXG	FFQ_Q
Comfortable Airflow		Power Airflow Dual Flaps						■	■	■				■	■	
		Wide Angle Louvers	■	■	■	■		■	■	■	■			■	■	
		Vertical Auto Swing (up and down)	■	■	■	■		■	■	■	■			■	■	■
		Horizontal Auto Swing (left and right)						■	■	■				■	■	
		3-D Airflow						■	■	■				■	■	
		Comfort Airflow Orientation			■	■		■	■	■				■	■	
Comfort Control		Indoor Unit Quiet Operation	■	■	■	■	■	■	■	■	■	■		■	■	
		Outdoor Unit Quiet Operation					■	■	■		■	■		■	■	
		Intelligent Eye						■	■	■				■	■	
		Automatic Operation		■		■	■	■	■	■	■	■	■	■	■	■
		Program Dry Function	■	■	■	■	■	■	■		■	■	■	■	■	■
		Auto Fan Speed	■	■	■	■	■	■	■	■	■	■	■†	■	■	■†
		Hot Start			■	■	■	■	■	■	■	■	■	■	■	■
Comfortable and Clean		Titanium Apatite Photocatalytic Air Purifying Filter	■	■	■	■		■	■	■	■			■	■	
		Wipe Clean Flat Panel	■	■	■	■		■	■	■	■			■	■	
Lifestyle		Econo Mode			■	■	■	■	■		■	■		■	■	
		Inverter Powerful Operation	■	■	■	■	■	■	■	■	■	■		■	■	
		Remote Controller with Back-lit Display			■	■	■	■	■		■	■	■†	■	■	■†
		LCD Wireless Remote Control	■	■	■	■	■	■	■	■	■	■		■	■	
		Indoor Unit On/Off Button	■	■	■	■	■	■	■	■	■	■		■	■	
Timers		24 Hour On/Off Timer					■	■	■	■	■	■	■†	■	■	
		Weekly Timer						■	■		■			■	■	
		Night Set Mode	■	■	■	■	■	■	■	■	■	■		■	■	
Worry Free		Auto Restart after Power Failure	■	■	■	■	■	■	■	■	■	■	■	■	■	■
		Self Diagnosis with Digital Display	■	■	■	■	■	■	■	■	■	■	■	■	■	■
		Anti-corrosion Treatment of Outdoor Heat Exchanger Fin	■	■	■	■	■	■	■	■	■	■	■	■	■	■
Cold Climate		Daikin AURORA™ Line Up				■	■	■			■	■	■	■	■	■
		Low Ambient Cooling							■							

† With wired remote controller

■ When connected to Daikin AURORA Multi-Zone System

Control from Anywhere

Innovative Controls Solutions



Navigation Remote Controller (Wired) (BRC1E73)

The Navigation Remote Controller offers scalable control architecture optimized for Daikin FFQ, FDMQ single-zone, multi-zone and SkyAir systems. The wall-mounted controller features a back-lit LCD display as well as intuitive menus. The menu displays are available in English, French, or Spanish languages.



Hand-held Wireless Controller

Hand-held controllers, included with most indoor units, provide flexible control of Daikin single and multi-zone systems including: temperature control, operating modes, weekly programming, and more.



Easy-to-use

User-friendly interface makes it easy to set up a personalized program, adjust settings, and make adjustments anytime, anywhere.



Nature


Save money on utility bills and reduce energy consumption (as compared to non-scheduled systems) with the weekly schedule.

Daikin Comfort Control App and Wireless Interface Adapter for Most Single & Multi-Zone Systems (BRP072A43)



It can happen to anyone. You forgot to change the temperature of your heat pump system or air conditioner before leaving the house, or you will be delayed returning home and wish to avoid needlessly heating or cooling your home. What in the past would

have resulted in wasted energy is no longer a problem. With the new Daikin Comfort Control App, you are always in control. You can use your tablet or smartphone to access your Daikin system via the internet. Fault conditions can also be detected remotely, allowing a quick response to problems.



Functions accessible via the Daikin Comfort Control App



Auto Mode Your Daikin system will change between cooling or heating to maintain the desired temperature range.



Fan Mode The indoor unit fan will run to circulate the air in the space without cooling or heating



Heating Mode Your Daikin system will only run in heating mode to maintain the desired heating temperature



Cooling Mode Your Daikin system will only run in cooling mode to maintain the desired cooling temperature



Dry Mode Your Daikin system will continually work to dry the air without affecting the temperature in the space



Schedule Adjust or set a schedule remotely





Single-Zone Systems



Daikin 17 series

Wall-Mounted Cooling Only & Heat Pump 17 SEER | 9 HSPF

COMFORTABLE LIMITED WARRANTY* PROTECTION




* Complete warranty details available from your local dealer or at www.daikincomfort.com. To receive the 10-Year Parts Limited Warranty, online registration must be completed within 60 days of installation. Online registration is not required in California or Quebec.
If product installed in a commercial application, limited warranty period is 5 years.

Daikin 17 series is available in both cooling only and heat pump configuration to offer a stylish design at an outstanding value. Wall-mounted units are simple to install and can be placed subtly, high on a wall, where they do not detract from your décor and operate very quietly.

Standard Features

- » Energy Efficient – 17 SEER, 9 HSPF, up to 11 EER – Variable-Speed Inverter Compressor
- » Cooling Range: 50° - 115°F
- » Heating Range: 5° - 65°F
- » Indoor Sound Pressure as low as 22 dB(A)
- » Outdoor Sound Pressure as low as 46 dB(A)
- » Eco+
- » Titanium Apatite Photocatalytic Air Purifying Filter
- » Powerful Operation Mode
- » Wireless Remote Controller
- » Auto Changeover (Heat Pump Only)
- » Auto Fan Speed Control
- » Self-Diagnostics with Digital Display
- » Auto-Restart after Power Failure
- » Anti-Corrosion Heat Exchanger Treatment
- » Quick warming function (Heat Pump)
- » Automatic defrosting (Heat Pump)



BRC52B63 – 17 Series heat pump shown, BRC52B64 for AC

IDEAL SOLUTIONS FOR:

- › Renovations, remodeling and new construction
- › Sun rooms, basements, attics, garages, hot or cold rooms, and more
- › Rooms where floor space comes at a premium or is not available for other application
- › Ceiling void or attic does not allow for a viable duct run option
- › Cooling Only models are an excellent value for space not requiring heating



ECO+ – An intelligent feature that ensures optimum energy consumption while fulfilling basic human comfort needs. Once activated, set temperature will be adjusted automatically to an optimum energy consumption level



Auto-Restart – The unit memorizes the operation mode, airflow and temperature settings. Should there be a power failure when the unit is in operation, it will automatically return to the same operating conditions when the power is restored.



Titanium Apatite Photocatalytic Air Purifying Filter – This filter combines the air-purifying filter and titanium apatite photocatalytic deodorizing filter in a single highly effective unit.



Blue Fin Protection – The hydrophilic coated fin ensures the condensate water moves easily to the drain pan — thus enhancing the cleanliness and lifespan of the cooling coil.



Powerful Operation Mode – Pushing the POWERFUL button on the remote control gives you a boost in cooling or heating power for a 20-minute period, even if the unit is already operating at high capacity.

Daikin 17 series

Wall-Mounted Cooling Only

17 SEER | Up to 11 EER



SINGLE-ZONE SYSTEMS

Model	Indoor Unit		FTKB09AXVJU	FTKB12AXVJU	FTKB18AXVJU	FTKB24AXVJU
	Outdoor Unit		RKB09AXVJU	RKB12AXVJU	RKB18AXVJU	RKB24AXVJU
Capacity Rated		Btu/h	8,800	11,000	18,000	21,200
Moisture Removal		gal/h	—	—	—	—
EER Rated			11	8.5	10.5	11
SEER			17	17	17	17
Piping Connections	Liquid	in. (mm)	Ø 1/4 (Ø 6.4)			
	Gas		Ø 3/8 (Ø 9.5)		Ø 1/2 (Ø 12.7)	
	Drain		Ø 3/4 (Ø 19.0)			
Max. Interunit Piping Length		ft. (m)	65-5/8 (20)		98-1/2 (30)	
Max. Interunit Height Difference			32-13/16 (10)			
Chargeless			25 (7.6)			
Amount of Additional Charge of Refrigerant		oz/ft (g/m)	0.21 (20)			
Operating Range - Cooling		°F DB	50 ° – 115 °F			
Indoor Unit			FTKB09AXVJU	FTKB12AXVJU	FTKB18AXVJU	FTKB24AXVJU
Airflow Rate	H	cfm (m³/min)	330 (9.3)	360 (10.2)	430 (12.2)	555 (5.7)
	M		272 (7.7)	282 (8.0)	374 (10.6)	486 (13.8)
	L		215 (6.1)	232 (6.6)	318 (9.0)	405 (11.5)
	SL		165 (4.7)	165 (4.7)	274 (7.8)	336 (9.5)
Fan	Speed	Steps	5 Steps, Quiet, Auto			
Air Direction Control			Horizontal, Downward			
Air Filter			Titanium Apatite			
Dimensions (H × W × D)		in. (mm)	11-11/16 × 35-1/16 × 8-1/4 (297 × 891 × 210)		12-5/8 × 46-1/8 × 9-1/2 (321 × 1172 × 241)	
Weight		lbs. (kg)	20 (9.5)		31 (14)	
Sound Pressure Level (H / M / L / SL)		dB(A)	42 / 35 / 30 / 23	42 / 35 / 32 / 22	40 / 37 / 35 / 32	47 / 44 / 41 / 37
Outdoor Unit			RKB09AXVJU	RKB12AXVJU	RKB18AXVJU	RKB24AXVJU
Compressor	Motor Output	W	—			
Refrigerant	Type		R-410A			
	Charge	lbs. (kg)	1-5/8 (.34)	2-1/5 (1)	2-3/4 (1.3)	3-1/5 (1.5)
Airflow Rate	H	cfm (m³/min)	900 (25.5)	730 (20.7)	1690 (47.9)	1796 (50.9)
	SL		—	—	—	—
Dimensions (H × W × D)		in. (mm)	21-5/8 × 25-5/16 × 10-3/4 (549 × 643 × 273)		25-11/16 × 33-11/16 × 12-15/16 (653 × 856 × 328)	
Weight		lbs. (kg)	53 (24)	57 (26)	82 (37)	97 (44)
Sound Pressure Level		H dB(A)	46	48	53	52

Unit Combination		Power Supply				Compressor	OFM		IFM	
Indoor Unit	Outdoor Unit	Hz - Volts	Voltage Range	MCA	MOCP	RLA	W	FLA	W	FLA
FTKB09AXVJU	RKB09AXVJU	60 - 208	Min. 187 V Max. 253 V	6.95	15	6.75	41	0.19	18	0.20
		60 - 230								
FTKB12AXVJU	RKB12AXVJU	60 - 208	Min. 187 V Max. 253 V	7.7	15	7.5	41	0.19	18	0.20
		60 - 230								
FTKB18AXVJU	RKB18AXVJU	60 - 208	Min. 187 V Max. 253 V	13.2	20	13	61	0.5	40	0.24
		60 - 230								
FTKB24AXVJU	RKB24AXVJU	60 - 208	Min. 187 V Max. 253 V	13.2	20	13	61	0.5	40	0.24
		60 - 230								

Daikin 17 series

Wall-Mounted Heat Pump

17 SEER | 9 HSPF



Model			Indoor Unit		FTXB09AXVJU		FTXB12AXVJU		FTXB18AXVJU		FTXB24AXVJU	
			Outdoor Unit		RXB09AXVJU		RXB12AXVJU		RXB18AXVJU		RXB24AXVJU	
Capacity Rated			Btu/h		8,800	9,400	11,000	11,300	18,000	17,900	21,200	21,200
Moisture Removal			gal/h		—	—	—	—	—	—	—	—
COP Rated					3.6		3.3		3.3		3.7	
EER Rated					11		8.5		10.5		11	
SEER							17					
HSPF							9					
Piping Connections		Liquid	in. (mm)					Ø 1/4 (Ø 6.4)				
		Gas		Ø 3/8 (Ø 9.5)				Ø 1/2 (Ø 12.7)		Ø 5/8 (Ø 15.9)		
		Drain						Ø 3/4 (Ø 19.0)				
Max. Interunit Piping Length					65-5/8 (20)				98-1/2 (30)			
Max. Interunit Height Difference							25 (7.6)					
Chargeless							24-5/8 (7.5)					
Amount of Additional Charge of Refrigerant			oz/ft (g/m)				0.21 (20)					
Operating Range - Cooling			°F DB				50 ° – 115 °F					
Operating Range - Heating*			°F WD				5 ° – 65 °F					
Indoor Unit					FTXB09AXVJU		FTXB12AXVJU		FTXB18AXVJU		FTXB24AXVJU	
Airflow Rate	H	cfm (m³/min)	330 (9.3)		360 (10.2)		430 (12.2)		435 (12.3)		555 (5.7) 580 (16.4)	
	M		272 (7.7)		282 (8.0)		374 (10.6)		486 (13.8)			
	L		215 (6.1)		232 (6.6)		318 (9.0)		405 (11.5)			
	SL		165 (4.7)		165 (4.7)		274 (7.8)		336 (9.5)			
Fan	Speed	Steps					5 Steps, Quiet, Auto					
Air Direction Control							Horizontal, Downward					
Air Filter							Titanium Apatite					
Dimensions (H × W × D)		in. (mm)	11-11/16 × 35-1/16 × 8-1/4 (297 × 891 × 210)				12-5/8 × 46-1/8 × 9-1/2 (321 × 1172 × 241)					
Weight		lbs. (kg)	20 (9.5)				31 (14)					
Sound Pressure Level (H / M / L / SL)		dB(A)	42 / 35 / 30 / 23		42 / 35 / 32 / 22		40 / 37 / 35 / 32		47 / 44 / 41 / 37			
Outdoor Unit					RXB09AXVJU		RXB12AXVJU		RXB18AXVJU		RXB24AXVJU	
Compressor	Motor Output	W					—					
Refrigerant	Type						R-410A					
	Charge	lbs. (kg)	1-5/8 (.34)		2-1/5 (1)		2-3/4 (1.3)		3-1/5 (1.5)			
Airflow Rate	H	cfm (m³/min)	900 (25.5)		730 (20.7)		1690 (47.9)		1796 (50.9)			
	SL		—		—		—		—		—	
Dimensions (H × W × D)		in. (mm)	21-5/8 × 25-5/16 × 10-3/4 (549 × 643 × 273)				25-11/16 × 33-11/16 × 12-15/16 (653 × 856 × 328)		29-11/16 × 33-11/16 × 12-15/16 (754 × 856 × 328)			
Weight		lbs. (kg)	53 (24)		57 (26)		82 (37)		97 (44)			
Sound Pressure Level		H	dB(A)		46		48		53		52	

*Applicable to heat pump models only, refer to installation manual for more details.

Unit Combination		Power Supply				Compressor	OFM		IFM	
Indoor Unit	Outdoor Unit	Hz - Volts	Voltage Range	MCA	MOCP	RLA	W	FLA	W	FLA
FTXB09AXVJU	RXB09AXVJU	60 - 208 60 - 230	Min. 187 V Max. 253 V	6.95	15	6.75	41	0.19	18	0.2
FTXB12AXVJU	RXB12AXVJU	60 - 208 60 - 230	Min. 187 V Max. 253 V	7.95	15	7.5	41	0.19	18	0.2
FTXB18ZVJU	RXB18AXVJU	60 - 208 60 - 230	Min. 187 V Max. 253 V	16.2	20	16	61	0.5	40	0.24
FTXB24AXVJU	RXB24AXVJU	60 - 208 60 - 230	Min. 187 V Max. 253 V	16.2	20	16	61	0.5	40	0.24



Daikin 19 series

Wall-Mounted Cooling Only & Heat Pump Up to 19 SEER | 9.0 HSPF

COMFORTABLE LIMITED WARRANTY* PROTECTION



* Complete warranty details available from your local dealer or at www.daikincomfort.com. To receive the 12-Year Parts Limited Warranty, online registration must be completed within 60 days of installation. Online registration is not required in California or Quebec.
If product installed in a commercial application, limited warranty period is 5 years.

Daikin 19 series is available in both cooling only and heat pump configuration to offer advanced features and energy savings. Wall-mounted units are simple to install and can be placed subtly, high on a wall, where they do not detract from your décor and operate very quietly. Daikin 19 Series is offered with an outstanding 12-year limited warranty* and is ENERGYSTAR® rated, for additional peace of mind.

Standard Features

- » Energy Efficient – Up to 19 SEER, 9.0 HSPF, up to 12.5 EER – Variable-Speed Inverter Compressor
- » Cooling Range: 50° - 115° F (Extended operation to -4° - 115° F with facility setting and air adjustment grille)
- » Heating Range: 5° - 65° F
- » Indoor Sound Pressure as Low as 19 dB(A)
- » Outdoor Sound Pressure as Low as 46 dB(A)
- » Washable Air Filter
- » Program Dry Function
- » Econo Mode.
- » Titanium Apatite Photocatalytic Air Purifying Filter
- » Powerful Operation Mode
- » Backlit Wireless Remote Controller
- » Auto-Changeover (Heat Pump Only)
- » Auto-Fan Speed Control
- » Self Diagnostics with Digital Display
- » Auto-Restart after Power Failure
- » Anti-Corrosion Heat Exchanger Treatment
- » Quick Warming Function (Heat Pump)
- » Hot Start Function (Heat Pump)
- » Automatic Defrosting (Heat Pump)

Optional Features

- » Wired controller
- » Compatible with Daikin Comfort App (adapter required)

Indoor Unit	Optional Accessories
BRP072A43	Wireless Interface Adapter (S21 Adapter Included)
BRC944B2-A08	Wired Remote Controller kit (Adapter Required)
BRCW901A08	Wired Remote Controller Cord - 8m (Included in above kit)
DACA-BRCW901P10	Remote Controller Cable, Plenum Rated, 10 ft
DACA-BRCW901P25	Remote Controller Cable, Plenum Rated, 25 ft
KRP980B2	Adaptor for wired remote controller (18 & 24)
KRP067A41	Adaptor for wired remote controller (09 & 12)
KAF970A45	Titanium apatite photocatalytic air-purifying filter WITH frame
KAF970A46	Titanium apatite photocatalytic air-purifying filter WITHOUT frame
DACA-CP3-1	Condensate Pump (Fits inside all Daikin indoor unit heads)
Outdoor Unit	Optional Accessories
DACA-WB-1	Powder Coated Wall-Mounted Bracket
KPW063A4	Air direction adjustment grille (18 & 24)
KPW937E4	Air direction adjustment grille (09 & 12)
KKG067A41	Back protection wire net (09 & 12)
KKG063A42	Back protection wire net (18 & 24)
KKG063A43	Side protection wire net (18 & 24)
KKP937A4	Drain Plug for OD Unit
KEH067A41E	Drain pan Heater (09/12)
KEH063A4E	Drain pan Heater (18/24)

IDEAL SOLUTIONS FOR:

- » Renovations, remodeling and new construction
- » Sun rooms, basements, attics, garages, hot or cold rooms, and more
- » Rooms where floor space comes at a premium or is not available for other application
- » Ceiling void or attic does not allow for a viable duct run option
- » Cooling Only models are an excellent value for space not requiring heating



Daikin Comfort App – Easily control your system from anywhere in the world or the comfort of your living room.



Auto-Restart – The unit memorizes the operation mode, airflow and temperature settings. Should there be a power failure when the unit is in operation, it will automatically return to the same operating conditions when the power is restored.



Titanium Apatite Photocatalytic Air Purifying Filter – This filter combines the air-purifying filter and titanium apatite photocatalytic deodorizing filter in a single highly effective unit.



Program Dry Function – This gives priority to reducing the level of humidity in the room rather than room temperature.



Comfort Mode – Comfort Mode operation improves comfort. When cooling, the flap positions itself horizontally to prevent cold airflow from being blown directly onto the body. When heating, the flap turns vertically downwards to drive warm air to the bottom of the room.



Hot Start – (Heat Pump) When the heating operation starts or when the unit changes from cooling to heating, there is no cold draft.



Powerful Operation Mode – Pushing the POWERFUL button on the remote control gives you a boost in cooling or heating power for a 20-minute period, even if the unit is already operating at high capacity.



ARC480A8 - 19 Series heat pump shown, ARC480A9 for AC



Proper sizing and installation of equipment is critical to achieve optimal performance. Split system air conditioners and heat pumps must be matched with appropriate coil components to meet **ENERGY STAR®** criteria. Ask your contractor for details or visit www.energystar.gov.

Daikin 19 series

Wall-Mounted Cooling Only

Up to 19 SEER | 12.5 EER



SINGLE-ZONE SYSTEMS

Model	Indoor Unit		FTK09NMVJU	FTK12NMVJU	FTK18NMVJU	FTK24NMVJU
	Outdoor Unit		RK09NMVJU	RK12NMVJU	RK18NMVJU	RK24NMVJU
Capacity Rated (Min. ~ Max.)	Btu/h		9,000 (4,400 ~ 10,200)	10,900 (4,400 ~ 13,300)	18,000 (5,500 ~ 20,000)	21,200 (5,500 ~ 24,000)
Moisture Removal	gal/h		0.32	0.45	1	1.2
EER Rated			12.5			
SEER			19		18	
Piping Connections	Liquid	in. (mm)	Ø 1/4 (Ø 6.4)			
	Gas		Ø 3/8 (Ø 9.5)		Ø 1/2 (Ø 12.7)	Ø 5/8 (Ø 15.9)
	Drain		Ø 5/8 (Ø 16.0)			
Max. Interunit Piping Length	ft. (m)		65-5/8 (20)		98-1/2 (30)	
Max. Interunit Height Difference			49-1/4 (15)		65-5/8 (20)	
Chargeless			32-13/16 (10)			
Amount of Additional Charge of Refrigerant	oz/ft (g/m)		0.21 (20)			
Operating Range - Cooling	°F DB		50 ° - 115 °F			
Operating Range - Low-Ambient Cooling**			5 ° - 115 °F			
Operating Range - Cooling with Optional Air Adjustment Grille**			-4 ° - 115 °F			
Indoor Unit			FTKN09NMVJU	FTKN12NMVJU	FTKN18NMVJU	FTKN24NMVJU
Airflow Rate	H	cfm (m³/min)	417 (11.8)	434 (12.3)	713 (20.2)	713 (20.2)
	M		297 (8.4)	311 (8.8)	579 (16.4)	579 (16.4)
	L		244 (6.9)	247 (7.0)	448 (12.7)	512 (14.5)
	SL		141 (4.0)	145 (4.1)	403 (11.4)	403 (11.4)
Fan	Speed	Steps	5 Steps, Quiet, Auto			
Air Direction Control			Right, Left, Horizontal, Downward			
Air Filter			Removable, Washable, Mildew Proof			
Dimensions (H × W × D)	in. (mm)		11-1/4 × 30-5/16 × 8-3/4 (285 × 770 × 223)		11-5/8 × 39 × 10-3/8 (295 × 990 × 263)	
Weight	lbs. (kg)		18 (8)		27 (12)	
Sound Pressure Level (H / M / L / SL)		dB(A)	43 / 36 / 30 / 19	45 / 37 / 30 / 19	49 / 44 / 38 / 33	53 / 45 / 39 / 34
Outdoor Unit			RKN09NMVJU	RKN12NMVJU	RKN18NMVJU	RKN24NMVJU
Compressor	Motor Output	W	790		1,100	
Refrigerant	Type		R-410A			
	Charge	lbs. (kg)	1.54 (0.70)	2.09 (0.95)	2.49 (1.13)	3.20 (1.45)
Airflow Rate	H	cfm (m³/min)	1,102 (31.2)	1,105 (31.3)	2,461 (69.7)	2,101 (59.5)
	SL		1,035 (29.3)	865 (24.5)	2,108 (59.7)	1,762 (49.9)
Dimensions (H × W × D)	in. (mm)		21-5/8 × 26-9/16 × 11-3/16 (550 × 675 × 284)		28-15/16 × 34-1/4 × 12-5/8 (735 × 870 × 320)	
Weight		lbs. (kg)	55 (25)	60 (27)	97 (44)	108 (49)
Sound Pressure Level	H	dB(A)	46	49	54	55
ENERGY STAR® Certified			Yes	Yes	Yes	Yes

**Cutting a jumper or a dipswitch setting is required. Refer to installation manual.

Unit Combination		Power Supply				Compressor	OFM		IFM	
Indoor Unit	Outdoor Unit	Hz - Volts	Voltage Range	MCA	MOCP	RLA	W	FLA	W	FLA
FTK09NMVJU	RK09NMVJU	60 - 208	Min. 187 V Max. 253 V	12.1	15	6.8	14	0.13	21	0.20
		60 - 230								
FTK12NMVJU	RK12NMVJU	60 - 208	Min. 187 V Max. 253 V	12.2	15	7.5	18	0.15	28	0.23
		60 - 230								
FTK18NMVJU	RK18NMVJU	60 - 208	Min. 187 V Max. 253 V	18.3	20	10	69	0.45	46	0.3
		60 - 230								
FTK24NMVJU	RK24NMVJU	60 - 208	Min. 187 V Max. 253 V	18.3	20	12	58	0.38	46	0.3
		60 - 230								

Daikin 19 series

Wall-Mounted Heat Pump

Up to 19 SEER | 9.0 HSPF



Proper sizing and installation of equipment is critical to achieve optimal performance. Split system air conditioners and heat pumps must be matched with appropriate coil components to meet **ENERGY STAR®** criteria. Ask your contractor for details or visit www.energystar.gov.



Model	Indoor Unit		FTX09NMVJU RX09NMVJU		FTX12NMVJU RX12NMVJU		FTX18NMVJU RX18NMVJU		FTX24NMVJU RX24NMVJU									
	Outdoor Unit		Cooling 9,000 (4,400 ~ 10,200)	Heating 10,000 (4,400 ~ 13,000)	Cooling 10,900 (4,400 ~ 13,300)	Heating 13,500 (4,400 ~ 16,400)	Cooling 18,000 (5,500 ~ 20,000)	Heating 21,600 (5,500 ~ 24,000)	Cooling 21,200 (5,500 ~ 24,000)	Heating 24,000 (5,800 ~ 27,600)								
Capacity Rated (Min. ~ Max.)	Btu/h																	
Moisture Removal	gal/h		0.32 —		0.45 —		1 —		1.2 —									
COP Rated			4.06		3.80		3.60		3.50									
EER Rated			12.5		12.5		12.5		12.5									
SEER			19		19		18		18									
HSPF			9		9		9		9									
Piping Connections	Liquid	in. (mm)	Ø 1/4 (Ø 6.4)															
	Gas		Ø 3/8 (Ø 9.5)				Ø 1/2 (Ø 12.7)			Ø 5/8 (Ø 15.9)								
	Drain		Ø 5/8 (Ø 16.0)															
Max. Interunit Piping Length			65-5/8 (20)				98-1/2 (30)											
Max. Interunit Height Difference			49-1/4 (15)				65-5/8 (20)											
Chargeless			32-13/16 (10)															
Amount of Additional Charge of Refrigerant			oz/ft (g/m)		0.21 (20)													
Operating Range - Cooling			50 ° - 115 °F															
Operating Range - Low-Ambient Cooling**			5 ° - 115 °F															
Operating Range - Cooling with Optional Air Adjustment Grille**			-4 ° - 115 °F															
Operating Range - Heating*			°F WB		5 ° - 65 °F													
Indoor Unit			FTX09NMVJU		FTX12NMVJU		FTX18NMVJU		FTX24NMVJU									
Airflow Rate	H	(cfm) m³/min	417 (11.8)		403 (11.4)		434 (12.3)		413 (11.7)		713 (20.2)		745 (21.1)		713 (20.2)		745 (21.1)	
	M		297 (8.4)		328 (9.3)		311 (8.8)		321 (9.1)		579 (16.4)		604 (17.1)		579 (16.4)		604 (17.1)	
	L		244 (6.9)		251 (7.1)		247 (7.0)		258 (7.3)		448 (12.7)		470 (13.3)		512 (14.5)		470 (13.3)	
	SL		141 (4.0)		215 (6.1)		145 (4.1)		219 (6.2)		403 (11.4)		420 (11.9)		403 (11.4)		420 (11.9)	
Fan	Speed	Steps	5 Steps, Quiet, Auto															
Air Direction Control			Right, Left, Horizontal, Downward															
Air Filter			Removable, Washable, Mildew Proof															
Dimensions (H × W × D)		in. (mm)	11-1/4 × 30-5/16 × 8-3/4 (285 × 770 × 223)							11-5/8 × 39 × 10-3/8 (295 × 990 × 263)								
Weight		lbs. (kg)	18 (8)															
Sound Pressure Level (H / M / L / SL)		dB(A)	43 / 36 / 30 / 19		43 / 36 / 29 / 25		45 / 37 / 30 / 19		45 / 37 / 30 / 26		49 / 44 / 38 / 33		49 / 42 / 37 / 33		53 / 45 / 39 / 34		53 / 43 / 37 / 34	
Outdoor Unit			RX09NMVJU			RX12NMVJU			RX18NMVJU			RX24NMVJU						
Compressor	Motor Output	W	790							1,100								
Refrigerant	Type		R-410A															
	Charge	lbs. (kg)	1.54 (0.70)				2.09 (0.95)				2.49 (1.13)				3.20 (1.45)			
Airflow Rate	H	(cfm)	1,102 (31.2)		1,006 (28.5)		1,105 (31.3)		922 (26.1)		2,461 (69.7)		2,217 (62.8)		2,101 (59.5)		1,893 (53.6)	
	SL	m³/min	1,035 (29.3)		918 (26.0)		865 (24.5)		777 (22.0)		2,108 (59.7)		1,896 (53.7)		1,762 (49.9)		1,585 (44.9)	
Dimensions (H × W × D)		in. (mm)	21-5/8 × 26-9/16 × 11-3/16 (550 × 675 × 284)									28-15/16 × 34-1/4 × 12-5/8 (735 × 870 × 320)						
Weight		lbs. (kg)	55 (25)				60 (27)				97 (44)				108 (49)			
Sound Pressure Level	H	dB(A)	46		48		49				54				55			
ENERGY STAR® Certified			YES				YES				YES				YES			

*Applicable to heat pump models only, refer to installation manual for more details.

**Cutting a jumper or a dipswitch setting is required. Refer to installation manual.

Unit Combination		Power Supply				Compressor	OFM		IFM	
Indoor Unit	Outdoor Unit	Hz - Volts	Voltage Range	MCA	MOCP	RLA	W	FLA	W	FLA
FTX09NMVJU	RX09NMVJU	60 - 208	Min. 187 V Max. 253 V	12.1	15	8.5	14	0.13	21	0.20
		60 - 230								
FTX12NMVJU	RX12NMVJU	60 - 208	Min. 187 V Max. 253 V	12.2	15	8.5	18	0.15	28	0.23
		60 - 230								
FTX18NMVJU	RX18NMVJU	60 - 208	Min. 187 V Max. 253 V	18.3	20	10.8	69	0.45	46	0.30
		60 - 230								
FTX24NMVJU	RX24NMVJU	60 - 208	Min. 187 V Max. 253 V	18.3	20	12.0	58	0.38	46	0.30
		60 - 230								



Wall-Mounted Heat Pump

Up to 20 SEER | Up to 12.5 HSPF

COMFORTABLE LIMITED WARRANTY* PROTECTION



* Complete warranty details available from your local dealer or at www.daikincomfort.com. To receive the 12-Year Parts Limited Warranty, online registration must be completed within 60 days of installation. Online registration is not required in California or Quebec.
If product installed in a commercial application, limited warranty period is 5 years.

Total indoor climate control means having the ability to select a desirable temperature for each space in a house and to have that temperature maintained no matter what the temperature outside – from -13°F / -25°C to 114.8°F / 46°C, ensuring all year round comfort. For all regions, the outdoor units of this Daikin AURORA heat pump system have been redesigned to withstand extreme weather conditions with excellent energy efficiency ratings.

Standard Features

- » Energy Efficient – Up to 20 SEER, 12.5 HSPF, 13.0 EER
- » Up to 100% Cooling Capacity at 104° F (40°C).
- » Cooling Range: 50° - 115° F (Extended operation to -4° - 115° F with facility setting and air adjustment grille)
- » Heating Range: -13° - 60° F
- » Redesigned PCB in the outdoor unit to withstand extreme conditions
- » Indoor Sound Pressure as Low as 19 dB(A)
- » Outdoor Sound Pressure as Low as 49 dB(A)
- » Washable Air Filter
- » Program Dry Function
- » Econo Mode
- » Titanium Apatite Photocatalytic Air Purifying Filter
- » Powerful Operation Mode
- » Backlit Wireless Remote Controller
- » Outdoor Unit Quiet Operation
- » Auto-Changeover
- » Auto-Fan Speed Control
- » Self Diagnostics with Digital Display
- » Auto-Restart After Power Failure
- » Anti-Corrosion Heat Exchanger Treatment
- » Quick Warming Function
- » Hot Start Function
- » Automatic Defrosting

Optional Features

- » Wired controller
- » Compatible with Daikin Comfort App (adapter required)

IDEAL SOLUTIONS FOR:

- » Hot & cold regions where homeowners want to enjoy a reliable, energy efficient source of heating and cooling
- » Cold regions where homeowners want to enjoy a reliable, energy efficient source of heat
- » Renovations, remodeling and new construction
- » Sun rooms, basements, attics, garages, hot or cold rooms, and more
- » Rooms where floor space comes at a premium or is not available for other application
- » Ceiling void or attic does not allow for a viable duct run option



Daikin AURORA heat pump for extreme weather conditions – Up to 100% heating capacity at 5°F (-15°C) and operate efficiently as low as -13°F ambient temperature.



Daikin Comfort App – Easily control your system from anywhere in the world or the comfort of your living room.



Auto-Restart – The unit memorizes the operation mode, airflow and temperature settings. Should there be a power failure when the unit is in operation, it will automatically return to the same operating conditions when the power is restored.



Titanium Apatite Photocatalytic Air Purifying Filter – This filter combines the air-purifying filter and titanium apatite photocatalytic deodorizing filter in a single highly effective unit.



Comfort Mode – Comfort Mode operation improves comfort. When cooling, the flap positions itself horizontally to prevent cold airflow from being blown directly onto the body. When heating, the flap turns vertically downwards to drive warm air to the bottom of the room.



Hot Start – (Heat Pump) When the heating operation starts or when the unit changes from cooling to heating, there is no cold draft.



Powerful Operation Mode – Pushing the POWERFUL button on the remote control gives you a boost in cooling or heating power for a 20-minute period, even if the unit is already operating at high capacity.

Indoor Unit	Optional Accessories	Outdoor Unit	Optional Accessories	Outdoor Unit	Optional Accessories
BRP072A43	Wireless Interface Adapter	DACA-WB-1	Powder-Coated Wall-Mounted Bracket	KPS063A41	Snow hood (intake side plate) (15)
BRC944B2-A08	Wired Remote Controller kit (Adaptor Required)	KPW063A4	Air direction adjustment grille (15)	KPS063A44	Snow hood (intake rear plate) (15)
BRCW901A08	Wired Remote Controller Cord - 8m (Included in above kit)	KPW937E4	Air direction adjustment grille (09 & 12)	KPS063A47	Snow hood (outlet) (15)
DACA-BRCW901P10	Remote Controller Cable, Plenum Rated, 10 ft	KEH067A41E	Daikin BMS Drain Pan Heater Small (09 & 12)	KKP937A4	Drain Plug for OD Unit
DACA-BRCW901P25	Remote Controller Cable, Plenum Rated, 25 ft	KEH063A4E	Daikin BML Drain Pan Heater Large (15)		
KRP980B2	Adaptor for wired remote controller (15)	KKG067A41	Back protection wire net (09 & 12)		
KRP067A41	Adaptor for wired remote controller (09 & 12)	KKG063A42	Back protection wire net (15)		
KAF970A45	Titanium apatite photocatalytic air-purifying filter WITH frame	KPS067A41	Snow hood (intake side plate) (09 & 12)		
KAF970A46	Titanium apatite photocatalytic air-purifying filter WITHOUT frame	KPS067A42	Snow hood (intake rear plate) (09 & 12)		
DACA-CP3-1	Condensate Pump (Fits inside all Daikin indoor unit heads)	KPS067A44	Snow hood (outlet) (09 & 12)		



Products that are recognized as the Most Efficient of **ENERGY STAR**® in 2018 prevent greenhouse gas emissions by meeting rigorous energy efficiency performance levels set by the U.S. Environmental Protection Agency.

Proper sizing and installation of equipment is critical to achieve optimal performance. Split system air conditioners and heat pumps must be matched with appropriate coil components to meet **ENERGY STAR** criteria. Ask your contractor for details or visit www.energystar.gov.

Daikin AURORA™




Wall-Mounted Heat Pump

Up to 20 SEER | Up to 12.5 HSPF



Our outdoor unit drain pans have up to 14 holes which allows for effective drainage of condensation. In some cases, this improved drain pan design eliminates the need for drain pan heaters, resulting in higher efficiencies in low ambient temperatures.

SINGLE-ZONE SYSTEMS

Model	Indoor Unit		FTX09NMVJU RXL09QMVJU		FTX12NMVJU RXL12QMVJU		FTX15NMVJU RXL15QMVJU	
	Outdoor Unit		Cooling 9,000 (4,400 ~ 10,900)	Heating 10,900 (4,400 ~ 16,000)	Cooling 10,900 (4,400 ~ 13,300)	Heating 13,600 (4,400 ~ 18,800)	Cooling 15,000 (5,800 ~ 18,400)	Heating 18,300 (5,800 ~ 24,600)
Capacity Rated (Min. ~ Max.)		Btu/h						
Moisture Removal		gal/h	0.32	—	0.45	—	0.63	—
COP Rated			4.20		3.90		4.00	
EER Rated			12.5				13	
SEER			20					
HSPF			12.5		12		12.5	
Piping Connections	Liquid	in. (mm)	Ø 1/4 (Ø 6.4)					
	Gas		Ø 3/8 (Ø 9.5)				Ø 1/2 (Ø 12.7)	
	Drain		Ø 5/8 (Ø 16.0)					
Max. Interunit Piping Length			65-5/8 (20)				98-1/2 (30)	
Max. Interunit Height Difference			49-1/4 (15)				65-5/8 (20)	
Chargeless			32-13/16 (10)					
Amount of Additional Charge of Refrigerant	oz/ft (g/m)		0.21 (20)					
Operating Range - Cooling			50 ° - 115 °F					
Operating Range - Low-Ambient Cooling*			5 ° - 115 °F					
Operating Range - Cooling with Optional Air Adjustment Grille*	°F DB		-4 ° - 115 °F					
Operating Range - Heating†	°F WB		-13 ° - 60 °F					
Indoor Unit			FTX09NMVJU		FTX12NMVJU		FTX15NMVJU	
Airflow Rate	H	cfm (m³/min)	417 (11.8)	403 (11.4)	434 (12.3)	413 (11.7)	593 (16.8)	653 (18.5)
	M		297 (8.4)	328 (9.3)	311 (8.8)	321 (9.1)	505 (14.3)	554 (15.7)
	L		244 (6.9)	251 (7.1)	247 (7.0)	258 (7.3)	431 (12.2)	470 (13.3)
	SL		141 (4.0)	215 (6.1)	145 (4.1)	219 (6.2)	367 (10.4)	399 (11.3)
Fan	Speed	Steps	5 Steps, Quiet, Auto					
Air Direction Control			Right, Left, Horizontal, Downward					
Air Filter			Removable, Washable, Mildew Proof					
Dimensions (H × W × D)		in. (mm)	11-1/4 × 30-5/16 × 8-3/4 (285 × 770 × 223)				11-5/8 × 39 × 10-3/8 (295 × 990 × 263)	
Weight		lbs. (kg)	18 (8)				27 (12)	
Sound Pressure Level (H / M / L / SL)		dB(A)	43 / 36 / 30 / 19	43 / 36 / 29 / 25	45 / 37 / 30 / 19	45 / 37 / 30 / 26	45 / 41 / 36 / 33	45 / 41 / 37 / 33
Outdoor Unit			RXL09QMVJU		RXL12QMVJU		RXL15QMVJU	
Compressor	Motor Output	W	790		1,100			
Refrigerant	Type		R-410A					
	Charge	lbs. (kg)	2.09 (0.95)				3.20 (1.45)	
Airflow Rate	H	cfm (m³/min)	1,105 (31.3)	922 (26.1)	1,144 (32.4)	1,006 (28.5)	2,044 (57.9)	2,044 (57.9)
	SL		865 (24.5)	777 (22.0)	865 (24.5)	777 (22.0)	1,762 (49.9)	1,585 (44.9)
Dimensions (H × W × D)		in. (mm)	21-5/8 × 26-9/16 × 11-3/16 (550 × 675 × 284)				28-15/16 × 34-1/4 × 12-5/8 (735 × 870 × 320)	
Weight		lbs. (kg)	60 (27)		70 (32)		108 (49)	
Sound Pressure Level	H	dB(A)	49		50		50	55
ENERGY STAR® Certified								

*Cutting a jumper or a dipswitch setting is required. Refer to installation manual.

†The installation of an optional drain-pan is recommended in areas where ambient temperature may fall below 5 °F (-15 °C) or in areas of heavy snowfall or high levels of wintertime humidity.

Unit Combination		Power Supply				Compressor	OFM		IFM	
Indoor Unit	Outdoor Unit	Hz - Volts	Voltage Range	MCA	MOCP	RLA	W	FLA	W	FLA
FTX09NMVJU	RXL09QMVJU	60 - 208 60 - 230	Min. 187 V Max. 253 V	9.5	15	8.5	18	0.15	21	0.20
FTX12NMVJU	RXL12QMVJU	60 - 208 60 - 230	Min. 187 V Max. 253 V	13	15	12	20	0.17	28	0.23
FTX15NMVJU	RXL15QMVJU	60 - 208 60 - 230	Min. 187 V Max. 253 V	13	15	11.8	71	0.47	33	0.23

Floor-Mounted Heat Pump

Up to 20 SEER | Up to 11.7 HSPF

COMFORTABLE LIMITED WARRANTY* PROTECTION



* Complete warranty details available from your local dealer or at www.daikincomfort.com. To receive the 12-Year Parts Limited Warranty, online registration must be completed within 60 days of installation. Online registration is not required in California or Quebec.
If product installed in a commercial application, limited warranty period is 5 years.

Daikin *AURORA* floor-mounted units are simple to install and can be setup in various configurations, on the floor or hanging low on a wall. Its low height enables the unit to fit perfectly beneath a window. The airflow distribution pattern of Daikin's floor-mounted unit is ideal for heating or cooling a space, and is a perfect replacement to traditional radiant systems. For all regions, the outdoor units of this Daikin *AURORA* heat pump system have been redesigned to withstand extreme weather conditions with excellent energy efficiency ratings, from -13°F / -25°C to 114°F / 46°C outside.

Standard Features

- » Energy Efficient – Up to 20 SEER, 11.7 HSPF, 12.5 EER
- » Up to 100% Cooling Capacity at 104° F (40°C).
- » Cooling Range: 50° - 115° F (Extended operation to -4° - 115° F with facility setting and air adjustment grille)
- » Heating Range: -13° - 60° F
- » Redesigned PCB in the outdoor unit to withstand extreme conditions
- » Indoor Sound Pressure as Low as 23 dB(A)
- » Outdoor Sound Pressure as Low as 49 dB(A)
- » Washable Air Filter
- » Program Dry Function
- » Econo Mode
- » Titanium Apatite Photocatalytic Air Purifying Filter
- » Powerful Operation Mode
- » Backlit Wireless Remote Controller
- » Outdoor Unit Quiet Operation
- » Auto-Changeover
- » Auto-Fan Speed Control
- » Self Diagnostics with Digital Display
- » Auto-Restart After Power Failure
- » Anti-Corrosion Heat Exchanger Treatment
- » Quick Warming Function
- » Hot Start Function
- » Automatic Defrosting

Optional Features

- » Wired controller
- » Compatible with Daikin Comfort App (adapter required)

IDEAL SOLUTIONS FOR:

- » Hot & cold regions where homeowners want to enjoy a reliable, energy efficient source of heating and cooling
- » Cold regions where homeowners want to enjoy a reliable, energy efficient source of heat
- » Renovations, remodeling and new construction
- » Sun rooms, basements, garages, hot or cold rooms, attics where the walls tend to be lower, or wherever wall space is at a premium
- » Ceiling void or attic does not allow for a viable duct run option



Daikin *AURORA* heat pump for extreme weather conditions – Up to 100% heating capacity at 5°F (-15°C) and operate efficiently as low as -13°F ambient temperature.



Daikin Comfort App – Easily control your system from anywhere in the world or the comfort of your living room.



Auto-Restart – The unit memorizes the operation mode, airflow and temperature settings. Should there be a power failure when the unit is in operation, it will automatically return to the same operating conditions when the power is restored.



Titanium Apatite Photocatalytic Air Purifying Filter – This filter combines the air-purifying filter and titanium apatite photocatalytic deodorizing filter in a single highly effective unit.



Comfort Mode – Comfort Mode operation improves comfort. When cooling, the flap positions itself horizontally to prevent cold airflow from being blown directly onto the body. When heating, the flap turns vertically downwards to drive warm air to the bottom of the room.



Hot Start – (Heat Pump) When the heating operation starts or when the unit changes from cooling to heating, there is no cold draft.



Powerful Operation Mode – Pushing the POWERFUL button on the remote control gives you a boost in cooling or heating power for a 20-minute period, even if the unit is already operating at high capacity.



Indoor Unit	Optional Accessories	Outdoor Unit	Optional Accessories	Outdoor Unit	Optional Accessories
BRP072A43	Wireless Interface Adapter	DACA-WB-1	Powder-Coated Wall-Mounted Bracket	KPS067A41	Snow hood (intake side plate) (09 & 12)
BRC944B2-A08	Wired Remote Controller kit (Adaptor Required)	KPW063A4	Air direction adjustment grille (15)	KPS067A42	Snow hood (intake rear plate) (09 & 12)
BRCW901A08	Wired Remote Controller Cord - 8m (Included in above kit)	KPW937E4	Air direction adjustment grille (09 & 12)	KPS067A44	Snow hood (outlet) (09 & 12)
DACA-BRCW901P10	Remote Controller Cable, Plenum Rated, 10 ft	KEH067A41E	Daikin BMS Drain Pan Heater Small (09 & 12)	KPS063A41	Snow hood (intake side plate) (15)
DACA-BRCW901P25	Remote Controller Cable, Plenum Rated, 25 ft	KEH063A4E	Daikin BML Drain Pan Heater Large (15)	KPS063A44	Snow hood (intake rear plate) (15)
KAF968B42	Titanium apatite photocatalytic air-purifying filter WITH frame	KKG067A41	Back protection wire net (09 & 12)	KPS063A47	Snow hood (outlet) (15)
DACA-CP3-1	Condensate Pump (Fits inside all Daikin indoor unit heads)	KKG063A42	Back protection wire net (15)	KKP937A4	Drain Plug for OD Unit

Floor-Mounted Heat Pump

Up to 20 SEER | Up to 11.7 HSPF



Our outdoor unit drain pans have up to 14 holes which allows for effective drainage of condensation. In some cases, this improved drain pan design eliminates the need for drain pan heaters, resulting in higher efficiencies in low ambient temperatures.

Model	Indoor Unit		FVXS09NVJU		FVXS12NVJU		FVXS15NVJU	
	Outdoor Unit		RXL09QMVJU		RXL12QMVJU		RXL15QMVJU	
			Cooling	Heating	Cooling	Heating	Cooling	Heating
Capacity Rated (Min. ~ Max.)		Btu/h	9,000 (4,400 ~ 10,200)	10,100 (4,400 ~ 14,300)	10,200 (4,400 ~ 12,300)	13,000 (4,400 ~ 17,100)	15,000 (5,800 ~ 17,100)	18,000 (5,800 ~ 24,000)
Moisture Removal		gal/h	0.32	—	0.45	—	0.63	—
COP Rated			4.10		4.00		3.76	
EER Rated			12.5		12.0		12.5	
SEER					20			
HSPF			11.7		11.4		11.3	
Piping Connections	Liquid	in. (mm)	Ø 1/4 (Ø 6.4)					
	Gas		Ø 3/8 (Ø 9.5)				Ø 1/2 (Ø 12.7)	
	Drain		Ø 13/16 (Ø 20.0)					
Max. Interunit Piping Length			65-5/8 (20)				98-1/2 (30)	
Max. Interunit Height Difference			49-1/4 (15)				65-5/8 (20)	
Chargeless			32-13/16 (10)					
Amount of Additional Charge of Refrigerant	oz/ft (g/m)		0.21 (20)					
Operating Range - Cooling			50 ° - 115 °F					
Operating Range - Low-Ambient Cooling**	°F DB		5 ° - 115 °F					
Operating Range - Cooling with Optional Air Adjustment Grille**			4 ° - 115 °F					
Operating Range - Heating†	°F WB		-13 ° - 60 °F					
Indoor Unit			FVXS09NVJU		FVXS12NVJU		FVXS15NVJU	
Airflow Rate	H	cfm (m³/min)	290 (8.2)	311 (8.8)	300 (8.5)	332 (9.4)	378 (10.7)	417 (11.8)
	M		230 (6.5)	244 (6.9)	237 (6.7)	258 (7.3)	325 (9.2)	357 (10.1)
	L		169 (4.8)	177 (5.0)	173 (4.9)	184 (5.2)	275 (7.8)	300 (8.5)
	SL		145 (4.1)	155 (4.4)	159 (4.5)	166 (4.7)	233 (6.6)	251 (7.1)
Fan	Speed	Steps	5 Steps, Quiet, Auto					
Air Direction Control			Right, Left, Horizontal, Downward					
Air Filter			Removable, Washable, Mildew Proof					
Dimensions (H × W × D)	in. (mm)		23-5/8 × 27-9/16 × 8-1/4 (600 × 700 × 210)					
Weight	lbs. (kg)		31 (14)					
Sound Pressure Level (H / M / L / SL)	dB(A)		38 / 32 / 26 / 23	38 / 32 / 26 / 23	39 / 33 / 27 / 24	39 / 33 / 27 / 24	44 / 40 / 36 / 32	45 / 40 / 36 / 32
Outdoor Unit			RXL09QMVJU		RXL12QMVJU		RXL15QMVJU	
Compressor	Motor Output	W	790		1,100			
Refrigerant	Type		R-410A					
	Charge	lbs. (kg)	2.09 (0.95)				3.20 (1.45)	
Airflow Rate	H	cfm (m³/min)	1,106 (31.3)	922 (26.1)	1,114 (32.4)	2,045 (57.9)	2,045 (57.9)	2,045 (57.9)
	SL		865 (24.5)	777 (22.0)	865 (24.5)	777 (22.0)	1,762 (49.9)	1,586 (44.9)
Dimensions (H × W × D)	in. (mm)		21-5/8 × 26-9/16 × 11-3/16 (550 × 675 × 284)				28-15/16 × 34-1/4 × 12-5/8 (735 × 870 × 320)	
Weight	lbs. (kg)		60 (27)		70 (32)		108 (49)	
Sound Pressure Level	H	dB(A)	49		50		50	55
ENERGY STAR® Certified*					NO			

*Products that are recognized as the Most Efficient of ENERGY STAR® in 2018 prevent greenhouse gas emissions by meeting rigorous energy efficiency performance levels set by the U.S. Environmental Protection Agency.

**Proper sizing and installation of equipment is critical to achieve optimal performance. Split system air conditioners and heat pumps must be matched with appropriate coil components to meet ENERGY STAR criteria. Ask your contractor for details or visit www.energystar.gov.

**Cutting a jumper or a dipswitch setting is required. Refer to installation manual.

†The installation of an optional drain-pan is recommended in areas where ambient temperature may fall below 5 ° (-15 °C) or in areas of heavy snowfall or high levels of wintertime humidity.

Unit Combination		Power Supply				Compressor	OFM		IFM	
Indoor Unit	Outdoor Unit	Hz - Volts	Voltage Range	MCA	MOCP	RLA	W	FLA	W	FLA
FVXS09NVJU	RXL09QMVJU	60 - 208	Min. 187 V Max. 253 V	9.5	15	8.5	18	0.15	12	0.21
FVXS12NVJU	RXL12QMVJU	60 - 208	Min. 187 V Max. 253 V	13	15	12	20	0.17	13	0.22
FVXS15NVJU	RXL15QMVJU	60 - 208	Min. 187 V Max. 253 V	13	15	11.8	71	0.47	23	0.29

Ceiling Cassette Heat Pump

Up to 20.9 SEER | Up to 11.7 HSPF

COMFORTABLE LIMITED
WARRANTY* PROTECTION

* Complete warranty details available from your local dealer or at www.daikincomfort.com. To receive the 12-Year Parts Limited Warranty, online registration must be completed within 60 days of installation. Online registration is not required in California or Quebec.
If product installed in a commercial application, limited warranty period is 5 years.

Daikin VISTA ceiling cassette heat pumps are a remarkable blend of iconic design and engineering excellence with an elegant white or a silver and white finish. Fitting within the ceiling grid and discreetly mounted to the ceiling itself, VISTA ceiling cassette is stylish, low profile, and compact. High efficiency and comfort is delivered through the combined use of floor and presence sensors (optional). It is also possible to close individual louvers via the wired remote control for personalized comfort.

Standard Features

- » Seamless integration in standard architectural ceiling tiles, leaving only 5/16"
- » High efficiencies with up to 20.9 SEER and up to 11.7 HSPF
- » Cooling Range: 50° - 115° F (Extended operation to -4° - 115° F with facility setting and air adjustment grille)
- » Heating Range: 5° - 65° F
- » Energy efficient thanks to specially developed small tube heat exchanger, DC fan motor and two optional intelligent sensors
- » Remarkable blend of iconic design and engineering excellence with an elegant finish in white or a combination of silver and white
- » No optional adapter needed for DIII-connection, link your unit into the wider building management system
- » Fresh air integration possible
- » 12-Year Parts Limited Warranty*

Optional Features

- » Wired controller
- » Fresh air integration possible
- » Presence and Floor Sensor



Draft Reduction – This system directs warm air to the floor in winter and cool air across the room in summer for optimal efficiency and comfort. The large flap governs airflow direction while the small flap (or diffuser) swings, producing fine air currents that help circulate the air around the room.



Individual Louver Control – The new louver changes the delivery angle to horizontal for cooling and vertical for heating operation, to keep cold or warm air from blowing directly onto your body.

**Included in the optional sensor kit:**

Presence and Floor Sensor (optional part #BRYQ60A2W or BRYQ60A2S)

The presence and floor sensors are infrared sensors with the ability to sense movement in the room. When you are in the room, the system operates normally. If you leave the room for more than 20 minutes the system automatically changes to an energy-saving operation. Using the intelligent eye, savings of up to 20% in cooling and up to 30% in heating can be achieved. The floor sensor detects the average floor temperature and ensures even temperature distribution between ceiling and floor.



The VISTA Ceiling Cassette fits within a 2'x 2' ceiling grid and can be installed in close proximity to other building accessories.

Indoor Unit	Optional Accessories
BRYQ60A2S	Sensor kit (Silver) Intelligent Eye, and Floor Sensor
BRYQ60A2W	Sensor kit (White) Intelligent Eye, and Floor Sensor
BDBHQ44C60	Sealing member of air discharge outlet
KAFQ441BA60	Long life filter
BYFQ60C2W1S	Low Profile Decoration Panel (Silver) - 1-1/16" x 24-7/16" x 24-7/16"
BYFQ60C2W1W	Low Profile Decoration Panel (White) - 1-1/16" x 24-7/16" x 24-7/16"
Outdoor Unit	Optional Accessories
DACA-WB-1	Powder-Coated Wall-Mounted Bracket
KPW937E4	Air direction adjustment grille (09 & 12)
KPW063A4	Air direction adjustment grille (15 & 18)
KEH067A41E	Daikin BMS Drain Pan Heater Small (09 & 12)
KEH063A4E	Daikin BML Drain Pan Heater Large (15 & 18)
KKG067A41	Back protection wire net (09 & 12)
KKG063A42	Back protection wire net (15 & 18)
KPS067A41	Snow hood (intake side plate) (09 & 12)
KPS067A42	Snow hood (intake rear plate) (09 & 12)
KPS067A44	Snow hood (outlet) (09 & 12)
KPS063A41	Snow hood (intake side plate) (15 & 18)
KPS063A44	Snow hood (intake rear plate) (15 & 18)
KPS063A47	Snow hood (outlet) (15 & 18)
KKP937A4	Drain Plug for OD Unit



Proper sizing and installation of equipment is critical to achieve optimal performance. Split system air conditioners and heat pumps must be matched with appropriate coil components to meet **ENERGY STAR®** criteria. Ask your contractor for details or visit www.energystar.gov.

VISTA™

Ceiling Cassette Heat Pump

Up to 20.9 SEER | Up to 11.7 HSPF



SINGLE-ZONE SYSTEMS

Model		Indoor Unit		FFQ09Q2VJU		FFQ12Q2VJU		FFQ15Q2VJU		FFQ18Q2VJU	
		Outdoor Unit		RX09RMVJU		RX12RMVJU		RX15RMVJU		RX18RMVJU	
				Cooling	Heating	Cooling	Heating	Cooling	Heating	Cooling	Heating
Capacity Rated (Min. ~ Max.)		Btu/h		9,100 (4,600 ~ 11,000)	10,000 (4,600 ~ 14,000)	10,800 (4,600 ~ 13,300)	13,500 (4,600 ~ 16,800)	14,400 (5,100 ~ 16,200)	16,200 (5,200 ~ 16,300)	17,400 (5,100 ~ 18,800)	21,600 (5,400 ~ 21,800)
Moisture Removal		gal/h		N/A	—	N/A	—	N/A	—	N/A	—
COP Rated				4.58		4.02		3.86		3.36	
EER Rated				13.0		12.5		12.5		12.5	
SEER				20.9		20.2		20.7		19.3	
HSPF				11.7		11.2		11.0		10.1	
Piping Connections	Liquid	in. (mm)	Ø 1/4 (Ø 6.4)								
	Gas		Ø 3/8 (Ø 9.5)				Ø 1/2 (Ø 12.7)				
	Drain		Ø1-1/32 (Ø 26.0)								
Max. Interunit Piping Length		ft. (m)	65-5/8 (20)						98-7/16 (30)		
Max. Interunit Height Difference			49-1/4 (15)						65-5/8 (20)		
Chargeless			32-13/16 (10)								
Amount of Additional Charge of Refrigerant		oz/ft (g/m)	0.21 (20)								
Operating Range - Cooling		°F DB	50 ° - 115 °F								
Operating Range - Low-Ambient Cooling*			14 ° - 115 °F								
Operating Range - Cooling with Optional Air Adjustment Grille*			-4 ° - 115 °F								
Operating Range - Heating			°F WB	5 ° - 65 °							
Indoor Unit			FFQ09Q2VJU		FFQ12Q2VJU		FFQ15Q2VJU		FFQ18Q2VJU		
Airflow Rate	H	cfm (m³/min)	378 (10.7)	399 (11.3)	406 (11.5)	427 (12.1)	420 (11.9)	441 (12.5)	448 (12.7)	498 (14.1)	
	M		339 (9.6)	357 (10.1)	353 (10.0)	371 (10.5)	367 (10.4)	385 (10.9)	378 (10.7)	420 (11.9)	
	L		268 (7.6)	282 (8.0)	268 (7.6)	282 (8.0)	293 (8.3)	307 (8.7)	275 (7.8)	307 (8.7)	
	SL		—	—	—	—	—	—	—	—	
Fan		Speed	Steps	Turbo Fan, 3 Steps, Quiet, Auto							
Air Direction Control				Right, Left, Horizontal, Downward							
Air Filter				Removable, Washable, Mildew Proof							
Dimensions (H × W × D)		in. (mm)	10-1/4 × 22-5/8 × 22-5/8 (260 × 575 × 575)								
Weight		lbs. (kg)	36 (16)						39 (17.5)		
Sound Pressure Level (H / M / L / SL)		dB(A)	38 / 35 / 29		39 / 36 / 30		40 / 37 / 31		44 / 40 / 32		
Outdoor Unit			RX09RMVJU		RX12RMVJU		RX15RMVJU		RX18RMVJU		
Compressor	Motor Output	W	790				1,100		1,100		
Refrigerant	Type		R-410A								
	Charge	lbs. (kg)	2.09 (0.95)				2.49 (1.13)				
Airflow Rate	H	cfm (m³/min)	985 (27.9)	1,105 (31.3)	1,105 (31.3)	1,105 (31.3)	2,314 (65.53)	2,108 (59.7)	2,461 (69.7)	2,553 (72.3)	
Dimensions (H × W × D)		in. (mm)	21-5/8 × 26-9/16 × 11-3/16 (550 × 675 × 284)				28-15/16 × 34-1/4 × 12-5/8 (735 × 870 × 320)				
Weight		lbs. (kg)	60 (27)				97 (44)				
Sound Pressure Level	H	dB(A)	46	50	49	51	50	51	54	55	
ENERGY STAR® Certified*			YES		YES		YES		YES		

*Cutting a jumper or a dipswitch setting is required. Refer to installation manual.

Unit Combination		Power Supply				Compressor	OFM		IFM	
Indoor Unit	Outdoor Unit	Hz - Volts	Voltage Range	MCA	MOCP	RLA	W	FLA	W	FLA
FFQ09Q2VJU	RX09RMVJU	60 - 208	Min. 187 V Max. 253 V	9.0	15	7.5	39	0.13	50	0.28
		60 - 230								
		60 - 208								
FFQ12Q2VJU	RX12RMVJU	60 - 230	Min. 187 V Max. 253 V	9.1	15	7.5	39	0.13	50	0.28
		60 - 208								
		60 - 230								
FFQ15Q2VJU	RX15RMVJU	60 - 208	Min. 187 V Max. 253 V	9.7	15	8.0	91	0.31	50	0.28
		60 - 230								
		60 - 208								
FFQ18Q2VJU	RX18RMVJU	60 - 230	Min. 187 V Max. 253 V	12.8	15	10.75	110	0.38	50	0.28
		60 - 208								
		60 - 230								

LV Series

Wall-Mounted Heat Pump

Up to 24.5 SEER | Up to 12.5 HSPF

COMFORTABLE LIMITED WARRANTY* PROTECTION



* Complete warranty details available from your local dealer or at www.daikincomfort.com. To receive the 12-Year Parts Limited Warranty, online registration must be completed within 60 days of installation. Online registration is not required in California or Quebec.
If product installed in a commercial application, limited warranty period is 5 years.

LV Series is a feature-packed, intelligent wall-mounted system that includes intelligent eye for energy savings and horizontal auto swing outlet fins for 3-D airflow comfort. With up to 24.5 SEER level, LV Series has been awarded the ENERGYSTAR® Most Efficient Mark in 2018.

Standard Features

- » Energy Efficient – Up to 24.5 SEER, 12.5 HSPF, up to 15.3 EER – Variable-Speed Inverter Compressor
- » Cooling Range: 50° - 115° F (Extended operation to 0° - 115° F with facility setting and air adjustment grille)
- » Heating Range: 5° - 65° F
- » Indoor Sound Pressure as Low as 22 dB(A)
- » Outdoor Sound Pressure as Low as 43 dB(A)
- » Intelligent Eye
- » Power airflow dual flaps and 3-D Airflow
- » Titanium Apatite Photocatalytic Air Purifying Filter
- » Weekly timer
- » Program Dry Function
- » Econo Mode
- » Powerful Operation Mode
- » Backlit Wireless Remote Controller
- » Auto-Changeover
- » Auto-Fan Speed Control
- » Self Diagnostics with Digital Display
- » Auto-Restart After Power Failure
- » Anti-Corrosion Heat Exchanger Treatment
- » Quick Warming Function
- » Hot Start Function
- » Automatic Defrosting

Optional Features

- » Wired controller
- » Compatible with Daikin Comfort App

Indoor Unit	Optional Accessories
BRP072A43	Wireless Interface Adapter
BRC944B2-A08	Wired Remote Controller
BRCW901A08	Wired Remote Controller Cord - 3m
DACA-BRCW901P10	Remote Controller Cable, Plenum Rated, 10 ft
DACA-BRCW901P25	Remote Controller Cable, Plenum Rated, 25 ft
DACA-ARCW901P10	IR Receiver Cable, Plenum Rated, 10ft
DACA-ARCW901P25	IR Receiver Cable, Plenum Rated, 25ft
DACA-CP3-1	Condensate Pump (Fits inside all Daikin indoor unit heads)
Outdoor Unit	Optional Accessories
DACA-WB-3	Powder Coated Wall-Mounted Bracket
KEH041A41	Drain Pan Heater (09x12)
KEH041A42	Drain Pan Heater (15x18)
KEH041A43	Drain Pan Heater (24)
KKP937A4	Drain Plug (9,12,15,18)
KKP945A4	Drain Plug (24)
KPW937C4	Air Direction Adjustment Grille (09, 12)
KPW945A4	Air Direction Adjustment Grille (15,18,24)

IDEAL SOLUTIONS FOR:

- » Renovations, remodeling and new construction
- » Sun rooms, basements, garages, hot or cold rooms, attics where the walls tend to be lower, or wherever wall space is at a premium
- » Ceiling void or attic does not allow for a viable duct run option
- » Homeowners desiring advanced features for comfort and savings



Daikin Comfort App – Easily control your system from anywhere in the world or the comfort of your living room.



3-D Airflow – Combines vertical and horizontal auto-swing to circulate cool/warm air to the corners of large spaces.



Intelligent Eye – The intelligent eye is an infrared sensor with the ability to sense movement in the room. When you are in the room, the air conditioner operates normally. If you leave the room for more than 20 minutes the air conditioner automatically changes to an energy-saving operation. Using the intelligent eye, savings of up to 20% in cooling and up to 30% in heating can be achieved compared to units without this feature.



Auto-Restart – The unit memorizes the operation mode, airflow and temperature settings. Should there be a power failure when the unit is in operation, it will automatically return to the same operating conditions when the power is restored.



Titanium Apatite Photocatalytic Air Purifying Filter – This filter combines the air-purifying filter and titanium apatite photocatalytic deodorizing filter in a single highly effective unit.



Hot Start – (Heat Pump) When the heating operation starts or when the unit changes from cooling to heating, there is no cold draft.



Powerful Operation Mode – Pushing the POWERFUL button on the remote control gives you a boost in cooling or heating power for a 20-minute period, even if the unit is already operating at high capacity.





Products that are recognized as the Most Efficient of **ENERGY STAR**® in 2018 prevent greenhouse gas emissions by meeting rigorous energy efficiency performance levels set by the U.S. Environmental Protection Agency.

Proper sizing and installation of equipment is critical to achieve optimal performance. Split system air conditioners and heat pumps must be matched with appropriate coil components to meet **ENERGY STAR** criteria. Ask your contractor for details or visit www.energystar.gov.






LV Series

Wall-Mounted Heat Pump

Up to 24.5 SEER | Up to 12.5 HSPF



SINGLE-ZONE SYSTEMS

Model	Indoor Unit		FTXS09LVJU		FTXS12LVJU		FTXS15LVJU		FTXS18LVJU		FTXS24LVJU			
	Outdoor Unit		RXS09LVJU		RXS12LVJU		RXS15LVJU		RXS18LVJU		RXS24LVJU			
			Cooling	Heating	Cooling	Heating	Cooling	Heating	Cooling	Heating	Cooling	Heating		
Capacity Rated (Min. ~ Max.)		Btu/h	9,000 (4,400 ~ 9,000)	12,000 (4,400 ~ 12,000)	12,000 (4,800 ~ 12,000)	14,400 (4,800 ~ 14,400)	15,000 (5,800 ~ 15,000)	18,000 (5,800 ~ 18,000)	18,000 (5,800 ~ 18,000)	21,600 (5,800 ~ 21,600)	21,500 (7,800 ~ 21,500)	25,400 (7,800 ~ 25,400)		
Moisture Removal		gal/h	0.3 (1.1)	—	0.5 (1.9)	—	0.8 (3.0)	—	1.0 (3.8)	—	1.2 (4.5)	—		
COP Rated			4.46		4.35		4.00		3.70		3.37			
EER Rated			15.3		12.8		14.4		12.7		12.5			
SEER			24.5		23.0		20.6		20.3		20.0			
HSPF			12.5		12.5		11.6		11.0		10.6			
Piping Connections	Liquid	in. (mm)	Ø 1/4 (6.4)											
	Gas		Ø 3/8 (9.5)					Ø 1/2 (12.7)					Ø 5/8 (15.9)	
	Drain		Ø 5/8 (16.0)											
Max. Interunit Piping Length		ft. (m)	65.6 (20)					98.4 (30)						
Max. Interunit Height Difference			49.2 (15)					65.6 (20)						
Chargeless														
Amount of Additional Charge of Refrigerant		oz/ft (g/m)	32.8 (10)											
Operating Range - Cooling*		°F DB	0.21 (20)											
Operating Range - Cooling with Optional Air Adjustment Grille*			14 ° - 115 °F											
Operating Range - Heating			0 ° - 115 °F											
		°F WB	5 ° - 65 °F											
Indoor Unit			FTXS09LVJU		FTXS12LVJU		FTXS15LVJU		FTXS18LVJU		FTXS24LVJU			
Airflow Rate	H	cfm (m³/min)	381 (10.8)	420 (11.9)	403 (11.4)	438 (12.4)	568 (16.1)	593 (16.8)	583 (16.5)	625 (17.7)	643 (18.2)	699 (19.8)		
	M		279 (7.9)	321 (9.1)	307 (8.7)	335 (9.5)	477 (13.5)	505 (14.3)	484 (13.7)	526 (14.9)	494 (14.0)	572 (16.2)		
	L		194 (5.5)	233 (6.6)	205 (5.8)	240 (6.8)	385 (10.9)	417 (11.8)	385 (10.9)	431 (12.2)	350 (9.9)	445 (12.6)		
	SL		145 (4.1)	219 (6.2)	155 (4.4)	212 (6.0)	360 (10.2)	371 (10.5)	360 (10.2)	399 (11.3)	328 (9.3)	403 (11.4)		
Fan	Speed	Steps	5 Steps, Quiet, Auto											
Air Direction Control			Right, Left, Horizontal, Downward											
Air Filter			Removable / Washable / Mildew Proof											
Dimensions (H × W × D)		in. (mm)	11-5/8 × 31-1/2 × 8-7/16 (295 × 800 × 215)					13-3/8 × 41-5/16 × 9-3/4 (340 × 1,050 × 248)						
Weight		lbs. (kg)	20 (9)		22 (10)		31 (14)							
Sound Pressure Level (H / M / L / S)		dB(A)	41 / 33 / 25 / 22	42 / 35 / 28 / 25	45 / 37 / 29 / 23	45 / 39 / 29 / 26	45 / 40 / 35 / 32	43 / 38 / 33 / 30	46 / 41 / 36 / 33	45 / 40 / 35 / 32	51 / 44 / 37 / 34	48 / 42 / 37 / 34		
Outdoor Unit			RXS09LVJU		RXS12LVJU		RXS15LVJU		RXS18LVJU		RXS24LVJU			
Compressor	Motor Output	W	600					1,100			1,920			
Refrigerant	Type		R-410A											
	Charge	lbs. (kg)	2.43 (1.1)		2.65 (1.2)		3.97 (1.8)				5.07 (2.3)			
Airflow Rate	H	cfm	1,102 (31.2)	992 (28.1)	1,183 (33.5)	992 (28.1)	1,713 (48.5)	1,405 (39.8)	1,780 (50.4)	1,444 (40.9)	1,924 (54.5)	1,854 (52.5)		
	SL	(m³/min)	989 (28.0)	840 (23.8)	989 (28.0)	840 (23.8)	1,469 (41.6)	1,306 (37.0)	1,494 (42.3)	1,328 (37.6)	1,624 (46.0)	1,624 (46.0)		
Dimensions (H × W × D)		in. (mm)	21-5/8 × 30-1/8 × 11-1/4 (550 × 765 × 285)					28-15/16 × 32-1/2 × 11-13/16 (735 × 825 × 300)				30-5/16 × 35-7/16 × 12-5/8 (770 × 900 × 320)		
Weight		lbs. (kg)	75 (34)					104 (47)				159 (72)		
Sound Pressure Level	H/L	dB(A)	47 / 43	48 / 44	49 / 44	49 / 45	47 / 44	48 / 45	49 / 46	49 / 46	52 / 49	52 / 49		
ENERGY STAR® Certified														

*Cutting a jumper or a dipswitch setting is required. Refer to installation manual.

Unit Combination		Power Supply				Compressor		OFM		IFM	
Indoor Unit	Outdoor Unit	Hz - Volts	Voltage Range	MCA	MOCP	RLA	W	FLA	W	FLA	
FTXS09LVJU	RXS09LVJU	60 - 208	Min. 187 V Max. 253 V	8.00	15	3.2	23	0.22	23	0.15	
		60 - 230				2.9					
FTXS12LVJU	RXS12LVJU	60 - 208	Min. 187 V Max. 253 V	8.75	15	4.4	23	0.22	23	0.15	
		60 - 230				3.9					
FTXS15LVJU	RXS15LVJU	60 - 208	Min. 187 V Max. 253 V	13.75	20	4.7	53	0.32	48	0.31	
		60 - 230				4.2					
FTXS18LVJU	RXS18LVJU	60 - 208	Min. 187 V Max. 253 V	13.75	20	6.6	53	0.32	48	0.32	
		60 - 230				5.9					
FTXS24LVJU	RXS24LVJU	60 - 208	Min. 187 V Max. 253 V	17.50	20	7.9	66	0.40	48	0.57	
		60 - 230				7.1					

LV Series

Slim-Duct Concealed Ceiling Units

Up to 15.5 SEER | Up to 10.4 HSPF

COMFORTABLE LIMITED WARRANTY* PROTECTION



* Complete warranty details available from your local dealer or at www.daikincomfort.com. To receive the 12-Year Parts Limited Warranty, online registration must be completed within 60 days of installation. Online registration is not required in California or Quebec.
If product installed in a commercial application, limited warranty period is 5 years.

LV Series is offered in a slim-ducted concealed ceiling unit providing an extremely unobtrusive, compact solution, where only the discharge and intake grilles are visible. In addition, they free up the maximum amount of floor and wall space to minimize the impact on decor. Also, their new low consumption DC fan motor offers energy saving.

Standard Features

- » Energy Efficient – Up to 15.5 SEER, 10.4 HSPF, up to 11.2 EER – Variable-Speed Inverter Compressor
- » Cooling Range: 50° - 115° F (Extended operation to 0° - 115° F with facility setting and air adjustment grille)
- » Heating Range: 5° - 65° F
- » Indoor Sound Pressure as Low as 31 dB(A)
- » Outdoor Sound Pressure as Low as 43 dB(A)
- » Program Dry Function
- » Econo Mode
- » Powerful Operation Mode
- » Backlit Wireless Remote Controller
- » Auto-Changeover
- » Auto-Fan Speed Control
- » Self Diagnostics with Digital Display
- » Auto Restart After Power Failure
- » Anti-Corrosion Heat Exchanger Treatment
- » Quick Warming Function
- » Hot Start Function
- » Automatic Defrosting

Optional Features

- » Wired controller
- » Compatible with Daikin Comfort App (adapter required)

IDEAL SOLUTIONS FOR:

- » Renovations, remodeling and new construction
- » Sun rooms, basements, garages, hot or cold rooms, attics where the walls tend to be lower, or wherever wall space is at a premium
- » Ceiling void or attic does not allow for a viable standard ducted solution
- » Homeowners' reluctance to use a visible wall or a floor mounted unit



Daikin Comfort App – Easily control your system from anywhere in the world or the comfort of your living room.



Auto-Restart – The unit memorizes the operation mode, airflow and temperature settings. Should there be a power failure when the unit is in operation, it will automatically return to the same operating conditions when the power is restored.



Hot Start – (Heat Pump) When the heating operation starts or when the unit changes from cooling to heating, there is no cold draft.



Powerful Operation Mode – Pushing the POWERFUL button on the remote control gives you a boost in cooling or heating power for a 20-minute period, even if the unit is already operating at high capacity.

Indoor Unit	Optional Accessories
BRP072A43	Wireless Interface Adapter
BRC944B2-A08	Wired Remote Controller
BRCW901A08	Wired Remote Controller Cord - 3m
DACA-BRCW901P10	Remote Controller Cable, Plenum Rated, 10 ft
DACA-BRCW901P25	Remote Controller Cable, Plenum Rated, 25 ft
DACA-ARCW901P10	IR Receiver Cable, Plenum Rated, 10ft
DACA-ARCW901P25	IR Receiver Cable, Plenum Rated, 25ft
DACA-CP3-1	Condensate Pump (Fits inside all Daikin indoor unit heads)
Outdoor Unit	Optional Accessories
DACA-WB-3	Powder Coated Wall-Mounted Bracket
KEH041A41	Drain Pan Heater (09x12)
KEH041A42	Drain Pan Heater (15x18)
KEH041A43	Drain Pan Heater (24)
KKP937A4	Drain Plug
KPW937C4	Air Adjustment grille (09x12)
KPW945A4	Air Adjustment grille (15x18x24)

LV Series

Slim-Duct Concealed Ceiling Units

Up to 15.5 SEER | Up to 10.4 HSPF



SINGLE-ZONE SYSTEMS

Model	Indoor Unit		FDXS09LVJU		FDXS12LVJU	
	Outdoor Unit		RXS09LVJU		RXS12LVJU	
			Cooling	Heating	Cooling	Heating
Capacity Rated (Min.~Max.)		Btu/h	8,500 (4,400 ~ 8,500)	10,000 (4,400 ~ 10,000)	11,500 (4,800 ~ 11,500)	11,500 (4,800 ~ 11,500)
Moisture Removal		gal/h (L/h)	2.5 (9.5)	—	4.0 (15.1)	—
COP Rated			3.45		3.51	
EER Rated			11.2		9.1	
SEER			15.1		15.5	
HSPF			10.3		10.4	
Piping Connections	Liquid	in. (mm)	Ø 1/4 (6.4)			
	Gas		Ø 3/8 (9.5)			
	Drain		Ø 25/32 (20.0)			
Max. Interunit Piping Length		ft. (m)	65.6 (20)			
Max. Interunit Height Difference			49.2 (15)			
Chargeless			32.8 (10)			
Amount of Additional Charge of Refrigerant		oz/ft (g/m)	0.21 (20)			
Operating Range - Cooling*		°F DB	14 ° - 115 °F			
Operating Range - Cooling with Optional Air Adjustment Grille*			0 ° - 115 °F			
Operating Range - Heating		°F WB	5 ° - 65 °F			
Indoor Unit			FDXS09LVJU		FDXS12LVJU	
External Static Pressure		”Wg (Pa)	0.12 (30)			
Airflow Rate	H	cfm (m³/min)	305 (8.6)			
	M		280 (7.9)			
	L		260 (7.4)			
	SL		235 (6.7)			
Fan	Speed	Steps	5 Steps, Quiet, Auto			
Air Filter			Removable / Washable / Mildew Proof			
Dimensions (H × W × D)		in. (mm)	7-7/8 × 27-9/16 × 24-7/16 (200 × 700 × 620)			
Weight		lbs. (kg)	47 (21)			
Sound Pressure Level (H / M / L)		dB(A)	35 / 33 / 31			
Outdoor Unit			RXS09LVJU		RXS12LVJU	
Compressor	Motor Output	W	600			
Refrigerant	Type		R-410A			
Airflow Rate	Charge	lbs. (kg)	2.43 (1.1)		2.65 (1.2)	
	H	cfm (m³/min)	1,102 (31.2)		1,183 (33.5)	
	L		989 (28.0)	840 (23.8)	989 (28.0)	840 (23.8)
Dimensions (H × W × D)		in. (mm)	21-5/8 × 30-1/8 × 11-1/4 (550 × 765 × 285)			
Weight		lbs. (kg)	75 (34)			
Sound Pressure Level (H / L)		dB(A)	47 / 43	48 / 44	49 / 44	49 / 45

*Cutting a jumper or a dipswitch setting is required. Refer to installation manual.

Unit Combination		Power Supply				Compressor	OFM		IFM	
Indoor Unit	Outdoor Unit	Hz - Volts	Voltage Range	MCA	MOCP	RLA	W	FLA	W	FLA
FDXS09LVJU	RXS09LVJU	60 - 208	Min. 187 V Max. 253 V	8.00	15	4.1	23	0.22	62	0.52
		60 - 230				3.7				
FDXS12LVJU	RXS12LVJU	60 - 208	Min. 187 V Max. 253 V	8.75	15	5.9	23	0.22	62	0.52
		60 - 230				5.3				

Ducted Concealed Indoor Unit

Up to 20.2 SEER | Up to 10.6 HSPF

COMFORTABLE LIMITED WARRANTY* PROTECTION



* Complete warranty details available from your local dealer or at www.daikincomfort.com. To receive the 12-Year Parts Limited Warranty, online registration must be completed within 60 days of installation. Online registration is not required in California or Quebec.

If product installed in a commercial application, limited warranty period is 5 years.

A ducted concealed ceiling unit provides a completely concealed installation, minimizing the impact on decor. Easily incorporate longer duct runs and high MERV filters with available external static pressures of up to 0.6.

Standard Features

- » Energy Efficient – Up to 20.2 SEER, up to 10.6 HSPF, up to 12.7 EER – Variable Speed Inverter Compressor
- » Cooling Range 50° - 115° F (Extended operation to -4° - 115°F with facility setting and air adjustment grille)
- » Heating Range 5° - 65° F
- » Indoor Sound Pressure as low as 32 dB(A)
- » Outdoor Sound Pressure as Low as 46 dB(A)
- » Auto Changeover
- » Auto-Fan Speed control (with wired controller)
- » Self-Diagnostics with digital display
- » Drain Pan Inspection Port
- » Integral Lift Mechanism
- » Auto Restart After Power Failure
- » Anti-Corrosion Heat Exchanger Treatment
- » Quick Warming Function
- » Hot Start Function
- » Automatic Defrosting

IDEAL SOLUTIONS FOR:

- » Renovations, remodeling and new construction
- » Sun rooms, basements, garages, hot or cold rooms, attics where the walls tend to be lower, or wherever wall space is at a premium
- » Ceiling void or attics which allow for a ducted solution with longer duct runs
- » Homeowners' requiring higher level of filtration
- » Homeowners' reluctance to use a visible wall or a floor mounted unit



Auto-Restart – The unit memorizes the operation mode, airflow and temperature settings. Should there be a power failure when the unit is in operation, it will automatically return to the same operating conditions when the power is restored.



Hot Start – (Heat Pump) When the heating operation starts or when the unit changes from cooling to heating, there is no cold draft.



Powerful Operation Mode – Pushing the POWERFUL button on the remote control gives you a boost in cooling or heating power for a 20-minute period, even if the unit is already operating at high capacity.

Indoor Unit	One Controller Required
BRC1E73	Wired Remote Controller
KRCS01-4B	Remote Sensor
DACA-CP2-1	Maxi Orange Condensate Pump
DACA-CP3-1	Mini Condensate Pump
Outdoor Unit	Optional Accessories
DACA-WB-1	Powder-Coated Wall-Mounted Bracket
KEH067A41E	Drain Pan Heater (09/12 MBH)
KEH063A4E	Drain Pan Heater (15/18/24 MBH)
KKP937A4	Drain Plug for OD Unit
KPW937E4	Low Ambient Wind Baffle / Air Adjustment Grille (09/12 MBH)
KPW063A4	Low Ambient Wind Baffle / Air Adjustment Grille (15/18 /24 MBH)
KKG067A41	Back protection wire net (09/12 MBH)
KKG063A42	Back protection wire net (15/18/24 MBH)
KPS067A41	Snow hood (intake side plate) (09/12 MBH)
KPS063A41	Snow hood (intake side plate) (15/18/24 MBH)
KPS067A42	Snow hood (intake rear plate) (09/12 MBH)
KPS063A44	Snow hood (intake rear plate) (15/18/24 MBH)
KPS067A44	Snow hood (outlet) (09/12 MBH)
KPS063A47	Snow hood (outlet) (15/18/24 MBH)



Proper sizing and installation of equipment is critical to achieve optimal performance. Split system air conditioners and heat pumps must be matched with appropriate coil components to meet **ENERGY STAR®** criteria. Ask your contractor for details or visit www.energystar.gov.

FDMQ_RVJU

Ducted Concealed Indoor Unit

Up to 20.2 SEER | Up to 10.6 HSPF



SINGLE-ZONE SYSTEMS

Model			Indoor Unit		FDMQ09RVJU		FDMQ12RVJU		FDMQ15RVJU		FDMQ18RVJU		FDMQ24RVJU		
			Outdoor Unit		RX09RMVJU		RX12RMVJU		RX15RMVJU		RX18RMVJU		RX24RMVJU		
			Cooling	Heating	Cooling	Heating	Cooling	Heating	Cooling	Heating	Cooling	Heating	Cooling	Heating	
Capacity Rated			Btu/h	9,000	10,900	10,800	13,600	14,400	18,000	17,600	21,600	21,800	24,000		
Moisture Removal			gal/h	N/A	—	N/A	—	N/A	—	N/A	—	N/A	—		
COP Rated				4.1		3.7		3.8		3.8		3.8			
EER Rated				11.1		11.6		12.7		12.5		12.5			
SEER				17.8		19.4		20.2		18.5		18.6			
HSPF				10.3		10.6		10.3		10.3		10			
Piping Connections	Liquid	in. (mm)	Ø 1/4 (Ø 6.4)												
	Gas		Ø 3/8 (Ø 9.5)						Ø 1/2 (Ø 12.7)				Ø 5/8 (15.9)		
	Drain		Ø 1 (25.0)												
Max. Interunit Piping Length			ft. (m)	65.6 (20)						98.4 (30)					
Max. Interunit Height Difference				49.2 (15)						65.6 (20)					
Chargeless				32.8 (10)											
Amount of Additional Charge of Refrigerant			oz/ft (g/m)	0.21 (20)											
Operating Range - Cooling*			°F DB	14 ° - 115 °F											
Operating Range - Cooling with Optional Air Adjustment Grille*				-4 ° - 115 °F											
Operating Range - Heating				5 ° - 65 °											
Indoor Unit			FDMQ09RVJU		FDMQ12RVJU		FDMQ15RVJU		FDMQ18RVJU		FDMQ24RVJU				
External Static Pressure			"Wg(Pa)	0.6 (150)											
Airflow Rate	H	cfm (m³/min)	343 (9.7)	343 (9.7)	392 (11.1)	392 (11.1)	516 (14.6)	516 (14.6)	675 (19.1)	675 (19.1)	798 (22.6)	798 (22.6)			
	M		290 (8.2)	290 (8.2)	332 (9.4)	332 (9.4)	438 (12.4)	438 (12.4)	572 (16.2)	572 (16.2)	678 (19.2)	678 (19.2)			
	L		240 (6.8)	240 (6.8)	275 (7.8)	275 (7.8)	360 (10.2)	360 (10.2)	473 (13.4)	473 (13.4)	558 (15.8)	558 (15.8)			
	SL		-	-	-	-	-	-	-	-	-	-	-		
Fan	Speed	Steps	-												
Air Filter			-												
Dimensions (H × W × D)			in. (mm)	9-5/8 × 27-9/16 × 31-1/2 (245 × 700 × 800)						9-5/8 × 39-3/8 × 31-1/2 (245 × 1,000 × 800)					
Weight			lbs. (kg)	64 (29)						77 (35)		82 (37)			
Sound Pressure Level			dB(A)	32	32	33	33	34	34	35	35	40	40		
Outdoor Unit			RX09RMVJU		RX12RMVJU		RX15RMVJU		RX18RMVJU		RX24RMVJU				
Compressor	Motor Output	W	790						1,100						
Refrigerant	Type		R-410A												
	Charge	lbs. (kg)	2.09 (0.95)						2.49 (1.13)				3.20 (1.45)		
Airflow Rate			H	cfm (m³/min)	985 (27.9)	1,105 (31.3)	1,105 (31.3)	1,105 (31.3)	2,313 (65.5)	2,108 (59.7)	2,461 (69.7)	2,553 (72.3)	2,642 (74.8)	2,642 (74.8)	
Dimensions (H × W × D)			in. (mm)	21-5/8 × 26-9/16 × 11-3/16 (550 × 675 × 284)						28-15/16 × 34-1/4 × 12-5/8 (735 × 870 × 320)					
Weight			lbs. (kg)	60 (27)						97 (44)				108 (49)	
Sound Pressure Level			H	dB(A)	46	50	49	51	50	51	54	55	56	58	
ENERGY STAR® Certified*				NO		NO		YES		YES		YES			

*Cutting a jumper or a dipswitch setting is required. Refer to installation manual.

Unit Combination		Power Supply				Compressor	OFM		IFM	
Indoor Unit	Outdoor Unit	Hz - Volts	Voltage Range	MCA	MOCP	RLA	W	FLA	W	FLA
FDMQ09RVJU	RX09RMVJU	60 - 208	Min. 187 V Max. 253 V	9	15	7.5	39	0.13	130	0.63
		60 - 230								
		60 - 208								
FDMQ12RVJU	RX12RMVJU	60 - 208	Min. 187 V Max. 253 V	9.1	15	7.5	39	0.13	130	0.73
		60 - 230								
		60 - 208								
FDMQ15RVJU	RX15RMVJU	60 - 208	Min. 187 V Max. 253 V	9.7	15	8	91	0.31	230	0.87
		60 - 230								
		60 - 208								
FDMQ18RVJU	RX18RMVJU	60 - 208	Min. 187 V Max. 253 V	12.8	15	10.75	110	0.38	230	1.22
		60 - 230								
		60 - 208								
FDMQ24RVJU	RX24RMVJU	60 - 208	Min. 187 V Max. 253 V	16.9	20	14.5	125	0.43	230	1.54
		60 - 208								

NV Series

Wall-Mounted Heat Pump & Cooling Only Up to 17.5 SEER Up to 9.3 HSPF | Up to 9.85 EER

COMFORTABLE LIMITED WARRANTY* PROTECTION



* Complete warranty details available from your local dealer or at www.daikincomfort.com. Warranty registration not required to receive the 10-Year parts limited warranty for residential or commercial installations.

Daikin NV Series is available in both cooling only and heat pump configurations. This feature-packed wall-mount unit offers extended capacity in an elegant design. Comfort Airflow, 3-D Air-flow and Wide Angle Louvers are just a few of the features used in the new NV Series to improve comfort in a room.

Standard Features

- » Energy Efficient – Up to 17.5 SEER, 9.3 HSPF, up to 9.85 EER – Inverter, Variable-Speed Compressor
- » Cooling Range: 50° - 115° F (Extended operation to -22° - -115° F with facility setting and air adjustment grille)
- » Heating Range: 5° - 65° F
- » Indoor Sound Pressure as Low as 35 dB(A)
- » Outdoor Sound Pressure as Low as 56 dB(A)
- » Intelligent Eye
- » Power airflow dual flaps and 3-D Airflow
- » Titanium Apatite Photocatalytic Air Purifying Filter
- » Weekly timer
- » Program Dry Function
- » Econo Mode
- » Powerful Operation Mode
- » Backlit Wireless Remote Controller
- » Auto-Changeover
- » Auto-Fan Speed Control
- » Self Diagnostics with Digital Display
- » Auto-Restart After Power Failure
- » Anti-Corrosion Heat Exchanger Treatment
- » Quick Warming Function
- » Hot Start Function
- » Automatic Defrosting
- » Compatible with Daikin Comfort App

Indoor Unit	Optional Accessories
BRC944B2	Wired Remote Controller (Requires 1 cord below)
BRCW901A03	Wired Remote Controller Cord (Shielded wire) 9.8 ft
BRCW901A08	Wired Remote Controller Cord (Shielded wire) 26.3 ft
BRP072A43	Wireless LAN connection Adaptor
KAF970A48	Titanium Apatite Deodorizing Filter (Without frame) Standard
KKF910AA4	Remote Controller Loss Prevention with Chain
Outdoor Unit	Optional Accessories
KPW063A4	Air Direction Adjustment Grille
KKG063A42	Back Protection Wire Net
KKP937A4	Drain Plug - Standard
FTDBHML, KEH063A4E	Drain Pan Heater
KPS063A41	Snow Hood (Intake side panel)
KPS063A44	Snow Hood (Intake side panel)
KPS063A47	Snow Hood (Outlet)

IDEAL SOLUTIONS FOR:

- » Renovations, remodeling and new construction
- » Sun rooms, basements, garages, hot or cold rooms, attics where the walls tend to be lower, or wherever wall space is at a premium
- » Ceiling void or attic does not allow for a viable duct run option
- » Homeowners desiring advanced features for comfort and savings



Low Ambient Cooling – Cooling operation down to -22° F (-30°) outside temperature for cooling only models. No fuel installer kit required.



Daikin Comfort App – Easily control your system from anywhere in the world or the comfort of your living room.



3-D Airflow – Combines vertical and horizontal auto-swing to circulate cool/warm air to the corners of large spaces.



Intelligent Eye – The intelligent eye is an infrared sensor with the ability to sense movement in the room. When you are in the room, the air conditioner operates normally. If you leave the room for more than 20 minutes the air conditioner automatically changes to an energy-saving operation. Using the intelligent eye, savings of up to 20% in cooling and up to 30% in heating can be achieved compared to units without this feature.



Auto-Restart – The unit memorizes the operation mode, airflow and temperature settings. Should there be a power failure when the unit is in operation, it will automatically return to the same operating conditions when the power is restored.



Titanium Apatite Photocatalytic Air Purifying Filter – This filter combines the air-purifying filter and titanium apatite photocatalytic deodorizing filter in a single highly effective unit.



Hot Start – (Heat Pump) When the heating operation starts or when the unit changes from cooling to heating, there is no cold draft.



NV Series

Wall-Mounted Cooling Only

Up to 17.5 SEER | Up to 9.85 EER



SINGLE-ZONE SYSTEMS

Model	Indoor Unit		FTX30NVJU	FTX36NVJU
	Outdoor Unit		RK30NMVJU	RK36NMVJU
Capacity Rated (Min. ~ Max.)		Btu/h	31,400 (10,200 ~ 31,400)	34,400 (10,200 ~ 34,400)
Moisture Removal		gal/h	N/A	N/A
EER Rated			9.85	9.1
SEER			17.5	15.9
Piping Connections	Liquid	in. (mm)	Ø 1/4 (Ø 6.4)	
	Gas		Ø 5/8 (Ø 16.0)	
	Drain		Ø 5/8 (Ø 16.0)	
Max. Interunit Piping Length		ft. (m)	98-3/8 (29.8)	
Max. Interunit Height Difference			65-5/8 (20)	
Chargeless			32-13/16 (9.8)	
Amount of Additional Charge of Refrigerant		oz/ft (g/m)	0.32 (30)	
Operating Range - Cooling		°F DB	50 ° – 115 °F	
Operating Range - Enhanced Cooling*			14 ° - 115 °F	
Operating Range - Low Ambient Cooling**			-4° - 115 °F	
Operating Range - Ultra Low Ambient Cooling***			-22 ° - 115 °F	
Indoor Unit			FTX30NVJU	FTX36NVJU
Airflow Rate	H	cfm (m³/min)	890 (25.2)	915 (25.9)
	M		727 (20.6)	742 (21.0)
	L		572 (16.2)	572 (16.2)
	SL		512 (14.5)	512 (14.5)
Fan	Speed	Steps	5 Steps, Quiet, Auto	
Air Direction Control			Right, Left, Horizontal, Downward	
Air Filter			Removable, Washable, Mildew Proof	
Dimensions (H × W × D)		in. (mm)	13-3/8 x 47-1/4 x 10-3/16 (340 x 1,200 x 259)	
Weight		lbs. (kg)	38 (17)	
Sound Pressure Level (H / M / L / SL)		dB(A)	53 / 47 / 40 / 37	54 / 47 / 40 / 37
Outdoor Unit			RK30NMVJU	RK36NMVJU
Compressor	Motor Output	W	1,920	
Refrigerant	Type		R-410A	
	Charge	lbs. (kg)	3.64 (1.65)	3.64 (1.65)
Airflow Rate	H	cfm (m³/min)	2,528 (71.6)	2,811 (79.6)
	SL		—	—
Dimensions (H × W × D)		in. (mm)	28-15/16 x 34-1/4 x 12-5/8 (735 x 870 x 320)	
Weight		lbs. (kg)	133 (60)	133 (60)
Sound Pressure Level	H	dB(A)	56	59

* Activated with a dipswitch setting. Refer to installation manual for more details.

** Activated with a dipswitch setting and use of air direction adjustment grille (KPW063A4). Refer to installation manual for more details.

*** Activated with additional dipswitch setting and notes per **. Refer to installation manual for more details.

Unit Combination		Power Supply				Compressor	OFM		IFM	
Indoor Unit	Outdoor Unit	Hz - Volts	Voltage Range	MCA	MOP	RLA	W	FLA	W	FLA
FTX30NVJU	RK30NMVJU	60 - 208	Min. 187 V Max. 253 V	17	20	16.25	93	0.62	64	0.37
		60 - 230								
FTX36NVJU	RK36NMVJU	60 - 208	Min. 187 V Max. 253 V	17	20	16.25	123	0.83	64	0.37
		60 - 230								


NV Series

Wall-Mounted Heat Pump

Up to 17.5 SEER | Up to 9.3 HSPF

COMFORTABLE LIMITED WARRANTY* PROTECTION

* Complete warranty details available from your local dealer or at www.daikincomfort.com. Warranty registration not required to receive the 10-Year parts limited warranty for residential or commercial installations.



Model	Indoor Unit		FTX30NVJU		FTX36NVJU	
	Outdoor Unit		RX30NMVJU		RX36NMVJU	
Capacity Rated		Btu/h	31,400	34,800	34,400	36,000
(Min. ~ Max.)			(10,200 ~ 31,400)	(10,200 ~ 34,800)	(10,200 ~ 34,400)	(10,200 ~ 36,000)
Moisture Removal		gal/h	N/A	—	N/A	—
COP Rated			2.92		2.78	
EER Rated			9.85		9.1	
SEER			17.5		15.9	
HSPF			9.3		9.2	
Piping Connections	Liquid	in. (mm)	Ø 1/4 (Ø 6.4)			
	Gas		Ø 5/8 (Ø 16.0)			
	Drain		Ø 5/8 (Ø 16.0)			
Max. Interunit Piping Length		ft. (m)	98-3/8 (29.8)			
Max. Interunit Height Difference			65-5/8 (20)			
Chargeless			32-13/16 (9.8)			
Amount of Additional Charge of Refrigerant		oz/ft (g/m)	0.32 (30)			
Operating Range - Cooling		°F DB	50 ° – 115 °F			
Operating Range - Enhanced Cooling**			14 ° - 115 °F			
Operating Range - Low Ambient Cooling***			-4° - 115 °F			
Operating Range - Heating*		°F WD	5 ° - 65 °F			
Indoor Unit			FTX30NVJU		FTX36NVJU	
Airflow Rate	H	cfm (m³/min)	890 (25.2)	960 (27.2)	915 (25.9)	960 (27.2)
	M		727 (20.6)	791 (22.4)	742 (21.0)	791 (22.4)
	L		572 (16.2)	629 (17.8)	572 (16.2)	629 (17.8)
	SL		512 (14.5)	544 (15.4)	512 (14.5)	544 (15.4)
Fan	Speed	Steps	5 Steps, Quiet, Auto			
Air Direction Control			Right, Left, Horizontal, Downward			
Air Filter			Removable, Washable, Mildew Proof			
Dimensions (H × W × D)		in. (mm)	13-3/8 x 47-1/4 x 10-3/16 (340 x 1,200 x 259)			
Weight		lbs. (kg)	38 (17)			
Sound Pressure Level (H / M / L / SL)		dB(A)	53 / 47 / 40 / 37	53 / 46 / 38 / 35	54 / 47 / 40 / 37	53 / 46 / 38 / 35
Outdoor Unit			RX30NMVJU		RX36NMVJU	
Compressor	Motor Output	W	1,920		1,920	
Refrigerant	Type		R-410A			
	Charge	lbs. (kg)	3.64 (1.65)		3.64 (1.65)	
Airflow Rate	H	cfm (m³/min)	2,528 (71.6)	2,274 (64.4)	2,811 (79.6)	2,352 (66.6)
	SL		—	—	—	—
Dimensions (H × W × D)		in. (mm)	28-15/16 x 34-1/4 x 12-5/8 (735 x 870 x 320)			
Weight		lbs. (kg)	133 (60)		133 (60)	
Sound Pressure Level	H	dB(A)	56	58	59	

* Applicable to heat pump models only, refer to installation manual for more details.

** Activated with a dipswitch setting. Refer to installation manual for more details.

*** Activated with a dipswitch setting and use of air direction adjustment grille (KPW063A4). Refer to installation manual for more details.

Unit Combination		Power Supply				Compressor	OFM		IFM	
Indoor Unit	Outdoor Unit	Hz - Volts	Voltage Range	MCA	MOP	RLA	W	FLA	W	FLA
FTX30NVJU	RX30NMVJU	60 - 208	Min. 187 V Max. 253 V	19.8	20	18.25	93	0.62	64	0.37
		60 - 230								
FTX36NVJU	RX36NMVJU	60 - 208	Min. 187 V Max. 253 V	19.8	20	18.25	123	0.83	64	0.37
		60 - 230								



LV 30/36 Wall-Mount

Cooling Only

Up to 19.3 SEER | 10.7 EER

COMFORTABLE LIMITED WARRANTY* PROTECTION



* Complete warranty details available from your local dealer or at www.daikincomfort.com. Warranty registration not required to receive the 10-Year parts limited warranty for residential or commercial installations.

Daikin's LV 30/36 Wall-Mount offers Cooling Only solutions for larger capacity applications. With the optional Ultra-Low Ambient Kit, cooling range can be extended to -40°F which is perfect for process cooling applications. The LV 30/36 also has some great features for comfort cooling applications like Comfort Airflow, 3-D Airflow, and an Intelligent Eye for room occupancy sensing.

Standard Features

- » Energy Efficient – Up to 19.3 SEER, up to 10.7 EER – Inverter, Variable-Speed Compressor
- » Cooling Range: 50° - 115° F (Extended operation to 0° - 115° F with facility setting and air adjustment grille)
- » Heating Range: 5° - 65° F
- » Indoor Sound Pressure as Low as 37 dB(A)
- » Outdoor Sound Pressure as Low as 51 dB(A)
- » Intelligent Eye
- » Power airflow dual flaps and 3-D Airflow
- » Titanium Apatite Photocatalytic Air Purifying Filter
- » Weekly timer
- » Program Dry Function
- » Econo Mode
- » Powerful Operation Mode
- » Backlit Wireless Remote Controller
- » Auto-Fan Speed Control
- » Self Diagnostics with Digital Display
- » Auto-Restart After Power Failure
- » Anti-Corrosion Heat Exchanger Treatment
- » Compatible with Daikin Comfort App

IDEAL SOLUTIONS FOR:

- › Renovations, remodeling and new construction
- › Sun rooms, basements, garages, rooms with poor airflow
- › Ceiling void or attic does not allow for a viable standard ducted solution
- › Mechanical Rooms
- › Server Rooms



Daikin Comfort App – Easily control your system from anywhere in the world or the comfort of your living room.



Intelligent Eye – The intelligent eye is an infrared sensor with the ability to sense movement in the room. When you are in the room, the air conditioner operates normally. If you leave the room for more than 20 minutes the air conditioner automatically changes to an energy-saving operation. Using the intelligent eye, savings of up to 20% in cooling and up to 30% in heating can be achieved compared to units without this feature.



Titanium Apatite Photocatalytic Air Purifying Filter – This filter combines the air-purifying filter and titanium apatite photocatalytic deodorizing filter in a single highly effective unit.



3-D Airflow – Combines vertical and horizontal auto-swing to circulate cool/warm air to the corners of large spaces.

Indoor Unit	Optional Accessories
BRC944B2-A08	Wired Remote Controller
BRCW901A08	Wired Remote Controller Cord (Shielded Wire) 26.3 ft
BRP072A43	Wireless Interface Adapter
KAF970A48	Titanium Apatite Deodorizing Filter (Without frame) Standard
KKF910AA4	Remote Controller Loss Prevention with Chain
Outdoor Unit	Optional Accessories
KPW5E112	Air Adjustment Grille
KKG063A42	Back protection wire net
2F018535-1	Ultra Low Ambient Kit (30)
2F018535-2	Ultra Low Ambient Kit (36)



LV 30/36 Wall-Mount

Cooling Only

Up to 19.3 SEER | 10.7 EER



SINGLE-ZONE SYSTEMS

Model	Indoor Unit		FTXS30LVJU	FTXS36LVJU
	Outdoor Unit		RKS30LVJU	RKS36LVJU
Capacity Rated (Min. ~ Max.)		Btu/h	30,000 (10,200 ~ 30,000)	36,000 (10,200 ~ 36,000)
Moisture Removal		gal/h	1.5	1.8
EER Rated			10.71	8.37
SEER			19.3	17.9
Piping Connections	Liquid	in. (mm)	Ø 3/8 (Ø 9.5)	
	Gas		Ø 5/8 (Ø 16.0)	
	Drain		Ø 5/8 (Ø 16.0)	
Max. Interunit Piping Length		ft. (m)	98-1/2 (30)	
Max. Interunit Height Difference			65-5/8 (20)	
Chargeless			32-13/16 (10)	
Amount of Additional Charge of Refrigerant		oz/ft (g/m)	0.21 (20)	
Operating Range - Cooling		°F DB	50 ° ~ 115 °F	
Operating Range - Low-Ambient Cooling**			14 ° ~ 115 °F	
Operating Range - Cooling with Optional Air Adjustment Grille**			0 ° ~ 115 °F	
Operating Range - Cooling with Ultra Low-Ambient kit and Optional Air Adjustment Grille			-40 ° ~ 115 °F	
Indoor Unit			FTXS30LVJU	FTXS36LVJU
Airflow Rate	H	cfm (m³/min)	706 (20)	770 (21.8)
	M		611 (17.3)	635 (18.0)
	L		519 (14.7)	519 (14.7)
	SL		473 (13.4)	473 (13.4)
Fan	Speed	Steps	5 Steps, Quiet, Auto	
Air Direction Control			Right, Left, Horizontal, Downward	
Air Filter			Removable, Washable, Mildew Proof	
Dimensions		in.	13-3/8 x 47-1/4 x 9-7/16	
(H x W x D)		(mm)	(340 x 1,200 x 240)	
Weight		Lbs (kg)	38 (17)	
Sound Pressure Level (H / M / L / SL)		dB(A)	47/45/40/37	49/45/40/37
Outdoor Unit			RKS30LVJU	RKS36LVJU
Compressor	Motor Output	W	2,030	
Refrigerant	Type		R-410A	
	Charge	Lbs (kg)	6.17 (2.8)	
Airflow Rate	H	cfm (m³/min)	2,627 (74.4)	
	SL		2,316 (65.6)	2,316 (35.6)
Dimensions		in.	38-15/16 x 37 x 12-5/8	
(H x W x D)		(mm)	(990 x 940 x 320)	
Weight		Lbs (kg)	179 (81)	
Sound Pressure Level	H	dB(A)	54	

**Cutting a jumper or a dipswitch setting is required. Refer to installation manual.

Unit Combination		Power Supply				Compressor	OFM		IFM	
Indoor Unit	Outdoor Unit	Hz - Volts	Voltage Range	MCA	MOP	RLA	W	FLA	W	FLA
FTXS30LVJU	RKS30LVJU	60 - 208	Min. 187 V Max. 253 V	19.5	20	13.5	200	0.39	64	0.37
		60 - 230				12.2		0.35		0.34
FTXS36LVJU	RKS36LVJU	60 - 208	Min. 187 V Max. 253 V	19.5	20	18.9	200	0.39	64	0.37
		60 - 230				18.4		0.35		0.34

Wall-Mounted Heat Pump

HEAT. COOL. DEHUMIDIFY. CLEAN AIR.

Up to 26.1 SEER | Up to 11.0 HSPF

COMFORTABLE LIMITED WARRANTY* PROTECTION



* Complete warranty details available from your local dealer or at www.daikincomfort.com. To receive the 12-Year Parts Limited Warranty, online registration must be completed within 60 days of installation. Online registration is not required in California or Quebec.
If product installed in a commercial application, limited warranty period is 5 years.

The Daikin *QUATERNITY™* wall-mounted heat pumps are designed to maximize comfort even under the most challenging weather conditions. Equipped with built-in intelligence and extensive features in a highly efficient system, *QUATERNITY* provides a comfortable and refreshing indoor environment with advanced filtration and climate control.

Standard Features

- » Energy Efficient – Up to 26.1 SEER, 11.0 HSPF, up to 15.8 EER – Variable-Speed Inverter Compressor
- » Cooling Range: 14° - 109° F
- » Heating Range: -4° - 75° F
- » Indoor Sound Pressure as low as 26 dB(A)
- » Outdoor Sound Pressure as Low as 46 dB(A)
- » Power airflow dual flaps and 3-D Airflow
- » Titanium Apatite Photocatalytic Air Purifying Filter
- » Powerful Operation Mode
- » Wireless Remote Controller
- » Auto-Changeover
- » Auto-Fan Speed Control
- » Self Diagnostics with Digital Display
- » Auto-Restart After Power Failure
- » Anti-Corrosion Heat Exchanger Treatment
- » Quick Warming Function
- » Hot Start Function
- » Automatic Defrosting

Optional Features

- » Wired controller

Indoor Unit	Optional Accessories
ARC447A3	Handheld Wireless Remote Controller (Included)
DACA-CP3-1	Condensate Pump with Integral Float Switch
Outdoor Unit	Optional Accessories
DACA-WB-3	Powder Coated Wall-Mounted Bracket
KPW937C41	Air Adjustment Grille (03,12,15)

IDEAL SOLUTIONS FOR:

- » Renovations, remodeling and new construction
- » Challenging hot, humid, or poorly ventilated environments such as basement, garage or attic conversion
- » Ceiling void or attic does not allow for a viable standard ducted solution



Daikin Comfort App – Easily control your system from anywhere in the world or the comfort of your living room.



Flash Streamer – Increases indoor air quality through a powerful multistage filtration system.



Titanium Apatite Photocatalytic Air Purifying Filter – This filter combines the air-purifying filter and titanium apatite photocatalytic deodorizing filter in a single highly effective unit.



Hot Start – (Heat Pump) When the heating operation starts or when the unit changes from cooling to heating, there is no cold draft.



Humidity Control – Active dehumidification to a relative setting. Rooms with large amount of wood floors, pianos, computer rooms that require RH setting.



3-D Airflow – Combines vertical and horizontal auto-swing to circulate cool/warm air to the corners of large spaces.



Powerful Operation Mode – Pushing the POWERFUL button on the remote control gives you a boost in cooling or heating power for a 20-minute period, even if the unit is already operating at high capacity.



Auto-Restart – The unit memorizes the operation mode, airflow and temperature settings. Should there be a power failure when the unit is in operation, it will automatically return to the same operating conditions when the power is restored.





Products that are recognized as the Most Efficient of **ENERGY STAR®** in 2018 prevent greenhouse gas emissions by meeting rigorous energy efficiency performance levels set by the U.S. Environmental Protection Agency.

Proper sizing and installation of equipment is critical to achieve optimal performance. Split system air conditioners and heat pumps must be matched with appropriate coil components to meet **ENERGY STAR** criteria. Ask your contractor for details or visit www.energystar.gov.






Wall-Mounted Heat Pump

HEAT. COOL. DEHUMIDIFY. CLEAN AIR.

Up to 26.1 SEER | Up to 11.0 HSPF



SINGLE-ZONE SYSTEMS

Model	Indoor Unit		FTXG09HVJU		FTXG12HVJU		FTXG15HVJU		
	Outdoor Unit		RXG09HVJU		RXG12HVJU		RXG15HVJU		
			Cooling	Heating	Cooling	Heating	Cooling	Heating	
Capacity Rated (Min.-Max.)	Btu/h		9,000 (5,300-12,300)	12,000 (4,400-18,000)	12,000 (5,300-15,700)	16,000 (4,400-19,100)	15,000 (5,300-18,000)	18,000 (4,400-21,200)	
Moisture Removal	Pt/h		3.3	—	4.1	—	4.8	—	
COP Rated			4.51		4.04		3.99		
EER Rated			15.8		14.0		12.9		
SEER			26.1		24.2		21.0		
HSPF			11.0		10.6		10.0		
Piping Connections	Liquid	in. (mm)	Ø 1/4 (6.4)						
	Gas		Ø 3/8 (9.5)						
	Drain		Ø 11/16 (17.5)						
Max. Interunit Piping Length			32 ft (10)						
Max. Interunit Height Difference			26 ft (8)						
Chargeless			—		—		—		
Amount of Additional Charge of Refrigerant			oz/ft		—		—		
Operating Range - Cooling			°F DB		14 ° - 109 °F				
Operating Range - Heating			°F WB		-4 ° - 75 °F				
Indoor Unit			FTXG09HVJU		FTXG12HVJU		FTXG15HVJU		
Airflow Rate	H	cfm (m³/min)	420 (11.9)	438 (12.4)	459 (13.0)	470 (13.3)	487 (13.8)	494 (14.0)	
	M		325 (9.2)	346 (9.8)	346 (9.8)	367 (10.4)	371 (10.5)	392 (11.1)	
	L		230 (6.5)	258 (7.3)	240 (6.8)	272 (7.7)	258 (7.3)	293 (8.3)	
Fan	Speed	Steps	5 Steps, Quiet, Auto						
Air Direction Control			Right, Left, Horizontal, Downward						
Air Filter			Removable / Washable / Mildew Proof						
Dimensions (H×W×D)	in. (mm)		12 × 35-1/16 × 8-1/4 (305 x 891 x 210 mm)						
Weight	lbs. (kg)		31 (14)						
Operation Sound			dBA	42 / 33 / 26	42 / 35 / 28	43 / 35 / 27	43 / 36 / 29	45 / 37 / 29	44 / 38 / 31
Outdoor Unit			RXG09HVJU		RXG12HVJU		RXG15HVJU		
Compressor	Motor Output	W	1,100						
Refrigerant	Type		R-410A						
	Charge	lbs.	3.1						
Airflow Rate	H	cfm (m³/min)	1,178 (33.4)	1,095 (31.0)	1,262 (35.7)	1,111 (31.5)	1,262 (35.7)	1,195 (33.8)	
	L		—	—	—	—	—	—	
Dimensions (H×W×D)	in. (mm)		22-3/8 × 31-5/16 × 11-1/4 (568 x 795 x 286 mm)						
Weight	lbs. (kg)		99 (45)						
Operation Sound (H / L)			dBA	46 / —	46 / —	49 / —	48 / —	50 / —	50 / —
ENERGY STAR® Certified									

Unit Combination		Power Supply				OFM		IFM	
Indoor Unit	Outdoor Unit	Hz - Volts	Voltage Range	MCA	MOCP	RLA	W	FLA	W
FTXG09HVJU	RXG09HVJU	60 - 208	Min. 187 V Max. 253 V	14.5	15	2.3	60	0.10	57
		60 - 230				2.1			
		60 - 208				3.7			
FTXG12HVJU	RXG12HVJU	60 - 230	Min. 187 V Max. 253 V	14.5	15	3.3	60	0.13	57
		60 - 208				5.1			
FTXG15HVJU	RXG15HVJU	60 - 208	Min. 187 V Max. 253 V	14.5	15	4.6	60	0.13	57
		60 - 230							



A woman with long brown hair is sitting on a bed, reading a magazine. She is wearing a white tank top and a grey cardigan. The bed has a grey duvet and a red throw blanket. A floor lamp with a black frame and a copper-colored shade is next to the bed. On the wall above the bed is a sleek, modern, wall-mounted air conditioning unit. The room has dark walls and a dark floor. A pair of red high-heeled shoes is on the floor in the bottom left corner.

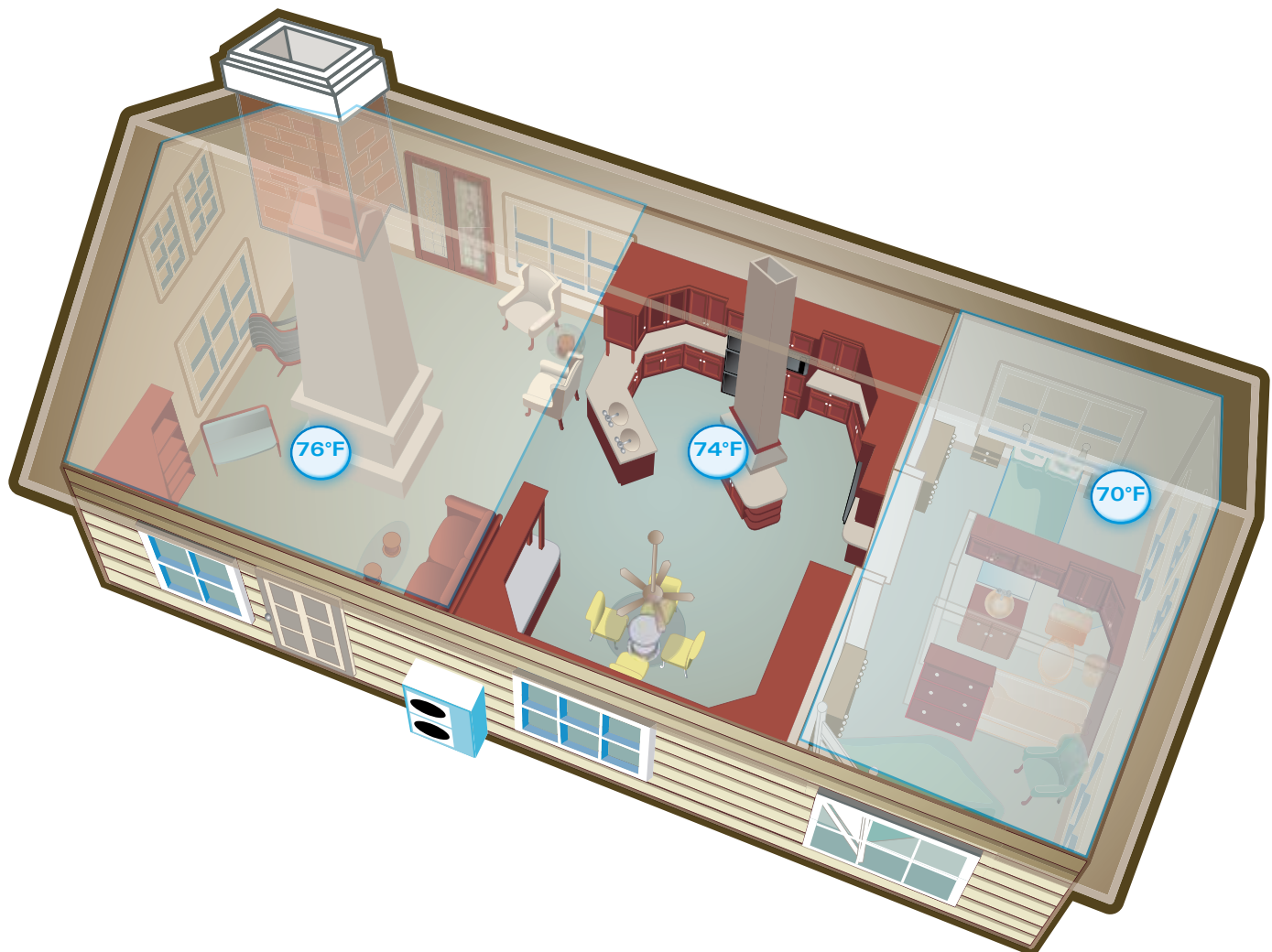
Multi-Zone Systems

Multi-Zone Systems



Ideal Solutions for:

	Wall-Mounted	Ducted	VISTA™ Cassette	Floor-Mounted
Primary living areas (master bedrooms and living rooms)	✓	✓	✓	✓
Hot or cold rooms	✓	✓	✓	✓
Rooms with poor air flow	✓	✓	✓	✓
New construction	✓	✓	✓	✓
Renovations and remodeling	✓	✓		✓
Secondary bedrooms, offices, garages, basements, attics, and sun rooms	✓	✓		✓
Rooms with soffit ceilings and areas that require short duct runs		✓		
Units can be installed in conditioned spaces or in unconditioned spaces if unit is properly insulated.		✓		
Desire of innovative design and features	✓		✓	



Zoned comfort control

Homeowners fight over temperatures in their homes and have rooms that go unused for long periods. Now they can save energy and control temperatures independently in up to eight separate zones with a single outdoor unit. With available wall-mounted, concealed slim-duct, ceiling cassette, and floor-mounted indoor options, Daikin Multi-Zone Systems offer multiple indoor unit styles to meet all home comfort needs.

Heat or cool multiple spaces independently with 1 outdoor unit

- » Great installation flexibility and a wide choice of styles.
- » Wide range of outdoor units, to which up to 8 indoor units can be connected.
- » All indoor units can be individually controlled.
- » The discrete, robust outdoor unit can easily be mounted onto a roof or terrace, or simply to the outside wall.
- » It is possible to combine different types of indoor units.

Compatible Indoor Units:



EMURA™ - Designed to perfectly balance technological capability and the beauty of aerodynamics

- » Iconic award winning design and engineering excellence
- » Elegant finish in pure matte white or modern silver
- » Two-area intelligent eye sensor controls comfort and allows for energy savings during unoccupied periods
- » Titanium apatite photo-catalytic air purification



VISTA™ - Unique design that integrates seamlessly into the ceiling

- » Iconic award winning design and engineering excellence
- » Elegant finish in white or silver / white combination
- » DC fan motor and two optional intelligence sensors for energy efficiency



FTXS - Discreet wall-mounted unit providing high efficiency and comfort

- » Discreet, stylish front panel blends easily with the wall, and matches all interior decors
- » Dry program allows humidity levels to be reduced without variations in room temperature
- » Intelligent Eye function reduces heating or cooling operation during unoccupied periods



FVXS - Floor mounted unit for optimal heating comfort thanks to dual airflow

- » Its low height enables the unit to fit beneath a window
- » Can be installed against a wall or recessed
- » Vertical auto swing moves the louver up and down for efficient air and temperature distribution

NEW!



FDMQ - Ducted concealed unit capable of up to .6 esp

- » Higher external static pressure capabilities allow for longer duct runs and easily implementing high MERV filters
- » Drain Pan inspection port makes it easy to observe drain pan conditions
- » Rear or bottom return air configurations for installation flexibility



FDXS/CDXS - Slim duct concealed ceiling unit capable of up to 0.18 esp

- » External static pressure facilitates unit's use with minimal length of duct runs
- » Discretely concealed in the ceiling: only the suction and discharge grills are visible
- » DC fan motor for low energy consumption

Multi-Zone Systems

Daikin AURORA™

OUTDOOR UNITS

Up to 18.0 SEER | Up to 12.5 HSPF

COMFORTABLE LIMITED
WARRANTY* PROTECTION



* Complete warranty details available from your local dealer or at www.daikincomfort.com. To receive the 12-Year Parts Limited Warranty, online registration must be completed within 60 days of installation. Online registration is not required in California or Quebec.
If product installed in a commercial application, limited warranty period is 5 years.

The Daikin AURORA multi-zone system is a flexible solution for individual zone comfort. Connecting up to 3 indoor units to a single outdoor unit reduces installation space and costs while maximizing comfort and energy efficiency. With a choice of 6 indoor unit types in a wide range of capacities, For all regions, the outdoor units of the Multi-Zone AURORA heat pump system have been redesigned to withstand extreme weather conditions with excellent energy efficiency ratings.

Standard Features

- » Multi-Zone comfort: One outdoor unit connects up to three separate fan coils individually controlled
- » Energy Efficient – Up to 18.0 SEER, up to 12.5 HSPF, up to 12.7 EER – Variable Speed Inverter Compressor
- » Cooling Range 14° - 115° F
- » Heating Range -13° - 60° F
- » Enhanced Capacity - Delivers up to 100% nominal cooling capacity at 114.8° F / 46°C
- » Up to 100% heating capacity at 5°F / -15°C with confirmed continuous operation down to -13°F / 25°C
- » Quick and easy installation
- » Precision temperature control for individual rooms
- » Space-saving design
- » Quiet operation
- » Fully optimized for R-410A refrigerant
- » World renowned Daikin Inverter "Variable Speed" compressor technology

IDEAL SOLUTIONS FOR:

- » Primary living area (master bedrooms and living rooms)
- » Hot or cold rooms
- » Rooms with poor air flow
- » Renovations and remodeling
- » Basements, attics and garages
- » New construction



Daikin AURORA heat pump for extreme weather conditions – Up to 100% heating capacity at 5°F (-15°C) and operate efficiently as low as -13°F ambient temperature.



Outdoor Unit Quiet Operation – can reduce sound levels by 3dB for times when quieter operation is needed.



Auto-Restart – The unit memorizes the operation mode, airflow and temperature settings. Should there be a power failure when the unit is in operation, it will automatically return to the same operating conditions when the power is restored.



Our outdoor unit drain pans have up to 14 holes which allows for effective drainage of condensation. In some case, this improved drain pan design eliminates the need for drain pan heaters, resulting in higher efficiencies in low ambient temperatures.

Outdoor Unit	Optional Accessories
KPW063A4	Air direction adjustment grille
KKG063A42	Back protection wire net
KKP937A4	Drain plug
FTDBHML, KEH063A4E	Drain pan heater
KPS063A41	Snow hood (intake side plate)
KPS063A44	Snow hood (intake rear plate)
KPS063A47	Snow hood (outlet)

Up to 3 indoor units



EMURA™



CTXG



FDMQ




FVXS

Other indoor units available:



FDXS/CDXS



FFQ



CTXS/FTXS



Multi-Zone Systems

Daikin AURORA™

OUTDOOR UNITS

Up to 18.0 SEER | Up to 12.5 HSPF

MULTI-ZONE SYSTEMS

Model			2MXL18QMVJU		3MXL24RMVJU	
			Cooling	Heating	Cooling	Heating
Capacity Rated		kW	21,000	25,000	30,000	36,000
COP Rated (Min. - Max.)			—	4.20	—	4.56
EER Rated (Min. - Max.)			12.7	—	12.7	—
SEER / HSPF			See Performance Table below			
Compressor	Motor Output	W	1,920			
Refrigerant	Type		R-410A			
	Charge	lbs. (kg)	6.17 (2.8)			
Airflow Rate	H	cfm (m³/min)	2,150 (60.9)	1,963 (55.6)	2,094 (59.3)	1,886 (53.4)
	M		2,150 (60.9)	1,963 (55.6)	2,094 (59.3)	1,780 (50.4)
	L		1,949 (55.2)	1,006 (28.5)	1,977 (56.0)	1,006 (28.5)
Fan	Motor Output	W	51		58	
	Running Current	A	H: 0.32 / M: 0.32 / L: 0.27	H: 0.33 / M: 0.33 / L: 0.07	H: 0.38 / M: 0.38 / L: 0.33	H: 0.38 / M: 0.33 / L: 0.07
	Power Consumption	W	H: 62 / M: 62 / L: 54	H: 65 / M: 65 / L: 14	H: 75 / M: 75 / L: 65	H: 75 / M: 65 / L: 14
Starting Current		A	15.5		17.5	
Dimension (H × W × D)		in. (mm)	28-15/16 × 34-1/4 × 12-5/8 (735 × 870 × 320)			
Weight		lbs. (kg)	139 (63)		140 (63)	
Sound Pressure Level		dB(A)	50	51	52	54
Piping Connections	Liquid	in. (mm)	Ø 1/4 × 2 (Ø 6.4 × 2)		Ø 1/4 × 3 (Ø 6.4 × 3)	
	Gas		Ø 3/8 × 1, Ø 1/2 × 1 (Ø 9.5 × 1, Ø 12.7 × 1)		Ø 3/8 × 1, Ø 1/2 × 2 (Ø 9.5 × 1, Ø 12.7 × 2)	
	Drain		Ø 5/8 (Ø 15.9)			
Max. Interunit Piping Length		ft. (m)	164 (50) (for Total of Each Room)		230 (70) (for Total of Each Room)	
			82 (25) (for One Room)			
Amount of Additional Charge of Refrigerant		oz/ft (g/m)	0.21 (20) (98-7/16 ft (30 m) or more)		0.21 (20) (131-1/4 ft (40 m) or more)	
Max. Installation Height Difference		ft. (m)	49-1/4 (15) (between Indoor Unit and Outdoor Unit)			
			24-5/8 (7.5) (between Indoor Units)			
Operating Range - Cooling		°F DB	14 ° - 115 °F			
Operating Range - Heating		°F WB	-13 ° - 60 °F			
ENERGY STAR® Certified*						

* Proper sizing and installation of equipment is critical to achieving optimal performance. Split system air conditioners and heat pumps must be matched with appropriate coil components to meet **ENERGY STAR** criteria. Ask your contractor for details or visit www.energystar.gov.

Outdoor Unit	Power Supply				Compressor		OFM	
	Hz - Volts	Voltage Range	MCA	MOCP	MSC	RLA	W	FLA
2MXL18QMVJU	60 - 208 60 - 230	Min. 187 V Max. 253 V	17.1	20	15.5	15.5	51	0.33
3MXL24RMVJU	60 - 208 60 - 230	Min. 187 V Max. 253 V	22.6	25	17.5	17.5	122	0.42

Performance					
Daikin AURORA Performance	Model	Connected to	SEER	EER	HSPF
	2MXL18QMVJU	Non-Ducted	17	12.7	10.3
	2MXL18QMVJU	Ducted	14	10.1	8.2
	2MXL18QMVJU	Mixed	15.5	11.4	9.25
	3MXL24RMVJU	Non-Ducted	18	12.7	12.5
	3MXL24RMVJU	Ducted	14	9.9	8.2
	3MXL24RMVJU	Mixed	15.95	11.3	10.35



Multi-Zone Systems

MXS Series

OUTDOOR UNITS

Up to 18.9 SEER | Up to 12.5 HSPF

COMFORTABLE LIMITED WARRANTY* PROTECTION



* Complete warranty details available from your local dealer or at www.daikincomfort.com. To receive the 12-Year Parts Limited Warranty, online registration must be completed within 60 days of installation. Online registration is not required in California or Quebec.
If product installed in a commercial application, limited warranty period is 5 years.

The Daikin Multi-Zone System is a flexible solution for individual zone comfort. Connecting up to 4 indoor units to a single outdoor unit reduces installation space and costs while maximizing comfort and energy savings. With a choice of six indoor unit types in a wide range of capacities, Daikin Multi-Zone Systems allow mixed and matched combinations.


Standard Features

- » Multi-Zone comfort: One outdoor unit connects up to four separate fan coils individually controlled
- » Energy Efficient – Up to 18.9 SEER, up to 12.5 HSPF, up to 12.7 EER – Variable Speed Inverter Compressor
- » Cooling Range 14° - 115° F
- » Heating Range 5° - 60° F
- » Quick and easy installation
- » Precision temperature control for individual rooms
- » Space-saving design
- » Quiet operation
- » Fully optimized for R-410A refrigerant
- » World renowned Daikin Inverter "Variable Speed" compressor technology

Outdoor Unit	Optional Accessories
KPW063A4	Air direction adjustment grille
KKG063A42	Back protection wire net
KKP937A4	Drain plug
FTDBHML, KEH063A4E	Drain pan heater
KPS063A41	Snow hood (intake side plate)
KPS063A44	Snow hood (intake rear plate)
KPS063A47	Snow hood (outlet)


IDEAL SOLUTIONS FOR:

- › Entire homes or floors of homes
- › Multiple zones
- › New construction
- › Primary living areas (master bedrooms and living rooms)
- › Basements



Enhanced Drain Pan –
MXS_NMVJU Series models feature an enhanced drain pan with optimal drainage for reduced ice build-up in extreme conditions.

Up to 4 indoor units



FFQ

EMURA™



CTXG



FDMQ



FVXS

Other indoor units available:



FDXS/CDXS



CTXS/FTXS



Multi-Zone Systems

MXS Series

OUTDOOR UNITS

Up to 18.9 SEER | Up to 12.5 HSPF

MULTI-ZONE SYSTEMS

Model			2MXS18NMVJU		3MXS24RMVJU		4MXS36RMVJU			
			Cooling	Heating	Cooling	Heating	Cooling	Heating		
Capacity Rated			kW	21,000	25,000	30,000	36,000	38,000	43,000	
COP Rated (Min. - Max.)			—		4.1		—		3.5 ~ 4.5	
EER Rated (Min. - Max.)			9.5 ~ 12.5		—		9.7 ~ 12.7		—	
SEER / HSPF			See Performance Table below							
Compressor			Motor Output	W	1,100		1,920			
Refrigerant			Type	R-410A						
			Charge	lbs. (kg)	3.86 (1.75)		6.17 (2.8)			
Airflow Rate			H	cfm (m³/min)	2,150 (60.9)	2,179 (61.7)	2,094 (59.3)	2,094 (59.3)	2,613 (74.0)	2,351 (66.6)
			M	2,150 (60.9)	2,179 (61.7)	2,094 (59.3)	1,981 (56.1)	2,440 (69.1)	2,210 (62.6)	
			L	1,953 (55.3)	1,119 (31.7)	1,981 (56.1)	1,119 (31.7)	1,727 (59.3)	1,119 (31.7)	
Fan			Motor Output	W	56		51		75	
			Running Current	A	H: 0.29 / M: 0.29 / L: 0.25	H: 0.29 / M: 0.29 / L: 0.05	H: 0.28 / M: 0.28 / L: 0.26	H: 0.28 / M: 0.26 / L: 0.05	H: 0.52 / M: 0.40 / L: 0.27	H: 0.38 / M: 0.32 / L: 0.06
			Power Consumption	W	H: 65 / M: 65 / L: 58	H: 66 / M: 66 / L: 12	H: 63 / M: 63 / L: 59	H: 63 / M: 59 / L: 12	H: 116 / M: 90 / L: 61	H: 85 / M: 72 / L: 14
Starting Current			A	14.0		15.5		17.5		
Dimension (H × W × D)			in. (mm)	28-15/16 × 34-1/4 × 12-5/8 (735 × 870 × 320)						
Weight			lbs. (kg)	123 (56)		137 (62)		139 (63)		
Piping Connections			Liquid	in. (mm)	Ø 1/4 × 2 (Ø 6.4 × 2)		Ø 1/4 × 3 (Ø 6.4 × 3)		Ø 1/4 × 4 (Ø 6.4 × 4)	
			Gas	Ø 3/8 × 1, Ø 1/2 × 1 (Ø 9.5 × 2, Ø 12.7 × 1)	Ø 3/8 × 1, Ø 1/2 × 2 (Ø 9.5 × 1, Ø 12.7 × 2)		Ø 3/8 × 1, Ø 1/2 × 2, Ø 5/8 × 1 (Ø 9.5 × 1, Ø 12.7 × 2, Ø 15.9 × 1)			
			Drain	Ø 11/16 (Ø 18.0)	Ø 11/16 (Ø 17.5)					
Max. Interunit Piping Length			ft. (m)	164 (50) (for Total of Each Room)		230 (70) (for Total of Each Room)				
				82 (25) (for One Room)		82 (25) (for One Room)				
Amount of Additional Charge of Refrigerant			oz/ft. (g/m)	0.21 (20) (98-3/8 ft (30 m) or more)		0.21 (20) (131-5/8 ft (40 m) or more)				
Max. Installation Height Difference			ft. (m)	49-1/4 (15) (between Indoor Unit and Outdoor Unit)						
				24-5/8 (7.5) (between Indoor Units)						
Operating Range - Cooling			°F DB	14 ° - 115 °F						
Operating Range - Heating			°F WB	5 ° - 60 °F						
ENERGY STAR® Certified*							NO			

* Proper sizing and installation of equipment is critical to achieving optimal performance. Split system air conditioners and heat pumps must be matched with appropriate coil components to meet **ENERGY STAR** criteria. Ask your contractor for details or visit www.energystar.gov.

Outdoor Unit	Power Supply				Compressor		OFM	
	Hz - Volts	Voltage Range	MCA	MOCP	MSC	RLA	W	FLA
2MXS18NMVJU	60 - 208 60 - 230	Min. 187 V Max. 253 V	15.80	20	14.0	14.0	56	0.37
3MXS24RMVJU	60 - 208 60 - 230	Min. 187 V Max. 253 V	21.9	25	—	15.5	73	0.25
4MXS36RMVJU	60 - 208 60 - 230	Min. 187 V Max. 253 V	23.9	25	—	17.5	122	0.42

Performance					
MXS Series Performance	Model	Connected to	SEER	EER	HSPF
	2MXS18NMVJU	Non-Ducted	18.9	12.5	10.7
	2MXS18NMVJU	Ducted	14	9.5	8.2
	2MXS18NMVJU	Mixed	16.45	11	9.45
	3MXS24RMVJU	Non-Ducted	18	12.7	12.5
	3MXS24RMVJU	Ducted	14	9.7	8.2
	3MXS24RMVJU	Mixed	15.95	11.2	10.35
	4MXS36RMVJU	Non-Ducted	17.7	9.2	12.2
	4MXS36RMVJU	Ducted	14	7.9	8.2
	4MXS36RMVJU	Mixed	15.85	8.55	10.2



Multi-Zone Systems

OUTDOOR UNITS

RMXS_LVJU and BPMKS_A

Up to 18.8 SEER | Up to 11.3 HSPF

COMFORTABLE LIMITED WARRANTY* PROTECTION



* Complete warranty details available from your local dealer or at www.daikincomfort.com. To receive the 12-Year Parts Limited Warranty, online registration must be completed within 60 days of installation. Online registration is not required in California or Quebec.
If product installed in a commercial application, limited warranty period is 5 years.

The 8-Zone Multi-Zone system is the ultimate, flexible solution for individual zone comfort. Connecting up to eight indoor units to a single outdoor unit reduces installation space and costs while maximizing comfort and energy savings. With a choice of six indoor unit types in a wide range of capacities, the 8-Zone Multi-Zone allows mixed and matched combinations for absolute comfort in almost any residential or light commercial application.

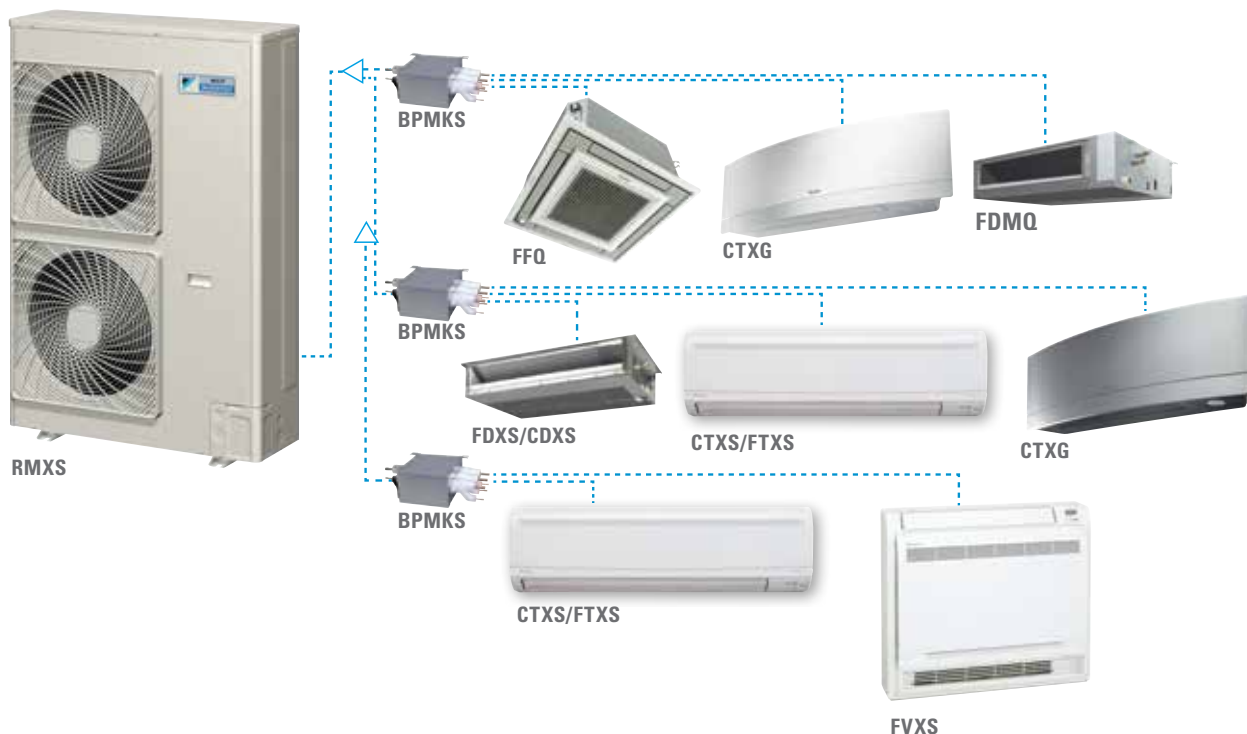

Standard Features

- » Multi-Zone comfort: one outdoor unit connects up to eight separate units
- » Energy Efficient – up to 18.8 SEER, up to 11.3 HSPF, up to 10.3 EER
- » Cooling Range 23° - 115° F
- » Heating Range 5° - 60° F
- » Up to 130% connection ratio
- » Long piping lengths up to 633 ft. total
- » Spacing-saving design

Outdoor Unit	Optional Accessories
KKPJ5F180	Drain plug
KHRP26A22T	Refnet joint

Space Saving Design

- » More than 60% in physical space savings versus a traditional cube style outdoor unit
- » More than 80% in total (including clearances) space savings versus a traditional cube style outdoor unit



Multi-Zone Systems OUTDOOR UNITS RMSX_LVJU and BPMKS_A Up to 18.8 SEER | Up to 11.3 HSPF

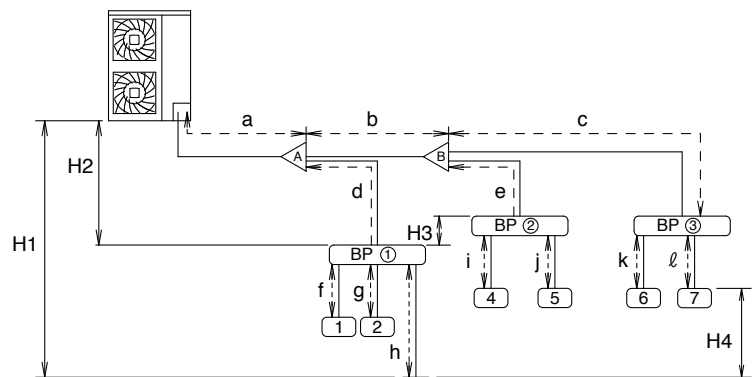
Longer Refrigerant Piping

Longer refrigerant piping capabilities offers much more flexibility in the choice of installation positions for the indoor units, and greatly simplifies system layout.

Piping Requirements			Allowable Length Details
Maximum allowable length	Between outdoor and BP units	Total piping length	Piping length between outdoor and BP units ≤ 180 ft (55 m) - [Example] $a+b+c+d+e \leq 180$ ft
	Between BP and indoor units		Piping length between BP and indoor units: 262 ft (80 m) - [Example] $f+g+h+i+j+k+l \leq 262$ ft
	Between BP and indoor unit	1 room length	Piping length between BP and indoor unit ≤ 49 ft (15 m) - [Example] $f, g, h, i, j, k, l \leq 49$ ft
Allowable height	Between outdoor and indoor units	Difference in height	Difference in height between outdoor and indoor units ($H1$) ≤ 98 ft (30 m)
	Between outdoor and BP units		Difference in height between outdoor and BP units ($H2$) ≤ 98 ft (30 m)
	Between BP and BP units		Difference in height between BP and BP units ($H3$) ≤ 49 ft (15 m)
	Between indoor and indoor units		Difference in height between indoor and indoor units ($H4$) ≤ 49 ft (15 m)
Minimum allowable length		Piping length	Pipe length between outdoor unit and first refrigerant branch kit (refnet joint) ≥ 16.4 ft [Example] $a \geq 16.4$ ft
Allowable length after the REFNET branch			Piping length from first refrigerant branch kit (REFNET joint) to indoor unit ≤ 131 ft (40 m) [Example] unit 6: $b+c+k \leq 131$ ft [Example] unit 5: $b+e+j \leq 131$ ft [Example] unit 3: $d+h \leq 131$ ft
Additional refrigerant calculation			$R = \left(\begin{array}{l} \text{Total length (ft/m)} \\ \text{of liquid piping size at} \\ \text{\text{ø} 3/8 \text{ inch (ø 9.5 mm)}} \end{array} \right) \times 0.036 \text{ lb./ft (0.054 kg/m)} + \left(\begin{array}{l} \text{Total length (ft/m)} \\ \text{of liquid piping size at} \\ \text{\text{ø} 1/4 \text{ inch (ø 6.4 mm)}} \end{array} \right)$

BPMKS

- » Branch Provider Unit
- » Varies the refrigerant volume to meet the cooling or heating requirements of each room connected to the system.
- » Facilitates zone on/off and capacity control to operate rooms individually via zone temperature controls
- » Simple installation with flare nut connections



REFNET joint

- » Reduces the amount of work involved in installation and increases the reliability of the system.



REFNET Joint


Multi-Zone Systems

OUTDOOR UNITS

RMXS_LVJU and BPMKS_A

Up to 18.8 SEER | Up to 11.3 HSPF

Model			RMXS48LVJU	
			Cooling	Heating
Capacity	Btu/h		48,000	54,000
COP Rated (Min. - Max.)			3.0 - 3.9	
EER Rated (Min. - Max.)			9.3 - 10.3	
SEER / HSPF			14.1 - 18.8 / 9.6 - 11.3	
Compressor	Motor Output	kW	3	
Refrigerant	Type		R-410A	
	Charge	lbs. (kg)	8.8 (4.0)	
Fan	Motor Output	kW	0.070 x 2	
	Airflow rate	cfm	3740	
Dimension (H x W x D)		in. (mm)	52-15/16 x 35-7/16 x 12-5/8 (1,345 x 900 x 320)	
Weight		lbs. (kg)	283 (129)	
Piping Connections	Liquid	in. (mm)	3/8 (9.5) C1220T (Flare Connection)	
	Gas		3/4 (19.1) C1220T (Braze Connection)	
Operating Range - Cooling*		°F DB	23 ° - 115 ° F	
Operating Range - Heating		°F WB	5 ° - 60 ° F	



Model			BPMKS048A2U	BPMKS049A3U
Power Consumption	W		10	10
Running Current	A		0.05	0.05
Refrigerant Type			R-410A	
Heat insulation			Both Liquid and Gas Pipes	
Min. Combination	Btu/h		7,000	
Max. Combination	Btu/h		48,000	62,000
Dimension (H x W x D)		in. (mm)	7-1/16 x 11-9/16 [26-11/16]*	
			13-3/4 (180 x 294 [678]* x 350)	
Weight		lbs. (kg)	18 (8)	20 (9)
Piping Connections	Liquid	O.U. side	Ø 3/8 (Ø 9.5) x 1	
		I.U. side	Ø 1/4 (Ø 6.4) x 2	Ø 1/4 (Ø 6.4) x 3
	Gas	O.U. side	Ø 5/8 (Ø 15.9) x 1	
		I.U. side	Ø 5/8 (Ø 15.9) x 2	Ø 5/8 (Ø 15.9) x 3

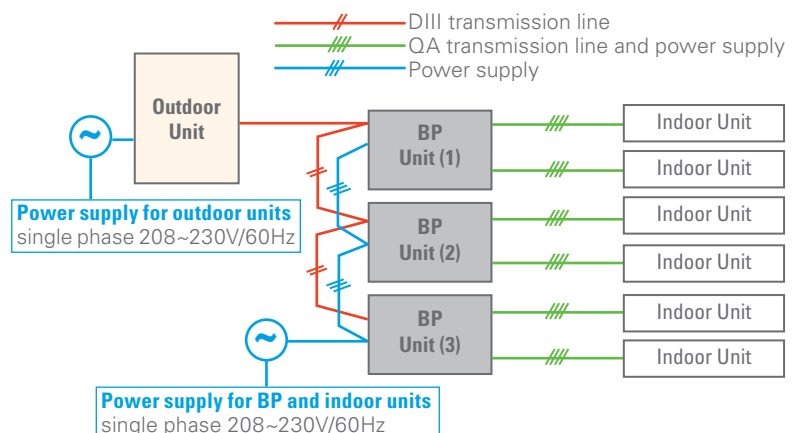
[]* -including auxiliary piping length

Unit Combination	Power Supply						Compressor		OFM		
Outdoor Unit	Hz - Volts	Voltage Range	Min	Max	MCA	MOCP	MSC	RLA	W	FLA	
RMXS48LVJU	60	208	187	229	27.0	30	23.7	22.7	70 x 2	0.3 x 2	
		230	207	253			21.5	20.5	70 x 2	0.3 x 2	

MXS Series Performance		SEER	EER	HSPF
RMXS48LVJU	Non-Ducted	18.8	10.3	11.3
	Ducted	14.1	9.3	9.6
	Mixed	16.45	9.8	10.45

Simplified Electrical Wiring

The outdoor unit and BP units operate from separate 208/230V single-phase power supplies. Indoor units are powered from the BP unit and wired as Daikin's current 4 wire single split systems reducing the wiring size and easing installation





Multi-Zone Systems

EMURA™ Wall-Mounted

INDOOR UNITS

CTXG_QVJU (W/S)

COMFORTABLE LIMITED WARRANTY* PROTECTION



* Complete warranty details available from your local dealer or at www.daikincomfort.com. To receive the 12-Year Parts Limited Warranty, online registration must be completed within 60 days of installation. Online registration is not required in California or Quebec.
If product installed in a commercial application, limited warranty period is 5 years.

The Daikin *EMURA* wall-mounted units, are the next generation of home air conditioning is available for Multi-Zone combinations, offering smart technology within a sleek, curved silhouette. Daikin *EMURA* is designed to satisfy a uniquely “Designer” sense of style.

Offering sophisticated solutions for contemporary interiors, the new Daikin *EMURA* combines form and functionality to create an icon of contemporary climate control. Available in silver or pure matte white, Daikin *EMURA* makes a modern design statement on any wall.

Standard Features

- » Indoor Sound Pressure as low as 21 dB(A)
- » 2-Area Intelligent Eye
- » Power airflow dual flaps and 3-D Airflow
- » Titanium Apatite Photocatalytic Air Purifying Filter
- » Weekly Timer
- » Program Dry Function
- » Econo Mode
- » Comfort Mode
- » Powerful Operation Mode
- » Backlit Wireless Remote Controller

Optional Features

- » Wired controller
- » Compatible with Daikin Comfort App (adapter required)

Indoor Unit	Optional Accessories
BRC944B2-A08	Wired Remote Controller kit (Includes BRC944B2 & BRCW901A08)
DACA-BRCW901P10	Remote Controller Cable, Plenum Rated, 10 ft (For BRC944B2)
DACA-BRCW901P25	Remote Controller Cable, Plenum Rated, 25 ft (For BRC944B2)
BRP072A43	Wireless Interface Adapter
DACA-CP1-1	Condensate Pump (Fits inside all Daikin indoor unit heads - 33 ft head - 22dB)
DACA-CP2-1	Condensate Pump (Higher ft head needs - 50 ft head - 38dB)
DACA-CP3-1	Condensate Pump (Will not fit in certain unit size heads - 33 ft head - 22dB)
KAF970A46	07, 15, 18 Class Air-purifying filter with photocatalytic deodorizing function (without frame)
KRP928BB2S	Interface adaptor for DIII-NET



IDEAL SOLUTIONS FOR:

- » Renovations, remodeling and new construction
- » Sun rooms, basements, garages, hot or cold rooms, attics where the walls tend to be lower, or wherever wall space is at a premium
- » Ceiling void or attic does not allow for a viable duct run option
- » Homeowners desiring advanced features for comfort, savings, and a “Designer” sense of style



Daikin Comfort App – Easily control your system from anywhere in the world or the comfort of your living room.



3-D Airflow – Combines vertical and horizontal auto-swing to circulate cool/warm air to the corners of large spaces.



Comfort Mode – Comfort Mode operation improves comfort. When cooling, the flap positions itself horizontally to prevent cold airflow from being blown directly onto the body. When heating, the flap turns vertically downwards to drive warm air to the bottom of the room.



2-Area Intelligent Eye – The two-area intelligent eye sensor controls comfort in two ways. If the room is empty for 20 minutes, it changes the set point to start saving energy. As soon as someone enters the room, it immediately returns to the original setting. The intelligent eye also directs air flow away from people in the room to avoid cold drafts.



Titanium Apatite Photocatalytic Air Purifying Filter – (Option) This filter combines the air-purifying filter and titanium apatite photocatalytic deodorizing filter in a single highly effective unit.



Night Set Mode – Rapid changes in room temperature can disturb your sleep. To avoid this, Daikin Emura prevents overheating or overcooling during the night. If the timer is switched on, the unit will automatically set the temperature to 3 °F warmer.

Multi-Zone Systems

EMURA™ Wall-Mounted

INDOOR UNITS

CTXG_QVJU (W/S)

Pure matte white finish



Silver finish



Wireless I/R
controller



Model			CTXG09QVJUW (White) CTXG09QVJUS (Silver)		CTXG12QVJUW (White) CTXG12QVJUS (Silver)		CTXG18QVJUW (White) CTXG18QVJUS (Silver)	
			Cooling	Heating	Cooling	Heating	Cooling	Heating
Nominal Capacity			9 kBtu/h Class		12 kBtu/h Class		18 kBtu/h Class	
Front Panel Color			White or Silver		White or Silver		White or Silver	
Airflow Rate	H	cfm (m³/min)	279 (7.9)	367 (10.4)	353 (10.0)	420 (11.9)	364 (10.3)	438 (12.4)
	M		212 (6.0)	265 (7.5)	230 (6.5)	300 (8.5)	286 (8.1)	350 (9.9)
	L		162 (4.6)	205 (5.8)	162 (4.6)	219 (6.2)	233 (6.6)	265 (7.5)
	SL		134 (3.8)	117 (3.3)	134 (3.8)	124 (3.5)	219 (6.2)	212 (6)
Fan	Motor Output	W	29					
	Speed	Steps	5 Steps, Quiet, Auto					
Air Direction Control			Right, Left, Horizontal, Downward					
Air Filter			Removable, Washable, Mildew Proof					
Power Consumption (Rated)		W	13	26	26	38	28	42
Dimensions (H x W x D)		in. (mm)	11-15/16 x 39-5/16 x 8-3/8 (303 x 998 x 212)					
Weight (Mass)		lbs. (kg)	27 (12)					
Sound Pressure Level	H / M / L / SL	dB(A)	38 / 32 / 25 / 21	41 / 34 / 28 / 21	45 / 34 / 26 / 22	45 / 37 / 29 / 22	46 / 40 / 35 / 32	47 / 41 / 35 / 32
Piping Connections	Liquid	in.(mm)	Ø 1/4 (Ø 6.4)					
	Gas		Ø 3/8 (Ø 9.5)				Ø 1/2 (Ø 12.7)	
	Drain		Ø 11/16 (Ø 18)					

Multi-Zone Systems

INDOOR UNITS

CTXS_LVJU and FTXS_LVJU

COMFORTABLE LIMITED WARRANTY* PROTECTION



* Complete warranty details available from your local dealer or at www.daikincomfort.com. To receive the 12-Year Parts Limited Warranty, online registration must be completed within 60 days of installation. Online registration is not required in California or Quebec.
If product installed in a commercial application, limited warranty period is 5 years.

CTXS/FTXS Series is a feature-packed, intelligent wall-mounted system that includes intelligent eye for energy savings and horizontal auto swing outlet fins for 3-D airflow comfort.

Standard Features

- » Indoor Sound Pressure as low as 22 dB(A)
- » Intelligent Eye
- » Power airflow dual flaps and 3-D Airflow
- » Titanium Apatite Photocatalytic Air Purifying Filter
- » Weekly Timer
- » Program Dry Function
- » Econo Mode
- » Powerful Operation Mode
- » Backlit Wireless Remote Controller
- » Auto-Changeover
- » Auto-Fan Speed Control

Optional Features

- » Wired controller
- » Compatible with Daikin Comfort App (adapter required)

Indoor Unit	Optional Accessories
BRC944B2-A08	Wired Remote Controller kit (Includes BRC944B2 & BRCW901A08)
DACA-BRCW901P10	Remote Controller Cable, Plenum Rated, 10 ft (For BRC944B2)
DACA-BRCW901P25	Remote Controller Cable, Plenum Rated, 25 ft (For BRC944B2)
BRP072A43	Wireless Interface Adapter
DACA-CP1-1	Condensate Pump (Fits inside all Daikin indoor unit heads - 33 ft head - 22dB)
DACA-CP2-1	Condensate Pump (Higher ft head needs - 50 ft head - 38dB)
DACA-CP3-1	Condensate Pump (Will not fit in certain unit size heads - 33 ft head - 22dB)
KAF952A42	09, 12 Class Air-purifying filter with photocatalytic deodorizing function (without frame)
KAF970A46	07, 15, 18 Class Air-purifying filter with photocatalytic deodorizing function (without frame)
KRP928BB2S	Interface adaptor for DIII-NET



IDEAL SOLUTIONS FOR:

- » Renovations, remodeling and new construction
- » Sun rooms, basements, garages, hot or cold rooms, attics where the walls tend to be lower, or wherever wall space is at a premium
- » Ceiling void or attic does not allow for a viable duct run option
- » Homeowners desiring advanced features for comfort and savings



3-D Airflow – Combines vertical and horizontal auto-swing to circulate cool/warm air to the corners of large spaces.



Intelligent Eye – The intelligent eye is an infrared sensor with the ability to sense movement in the room. When you are in the room, the air conditioner operates normally. If you leave the room for more than 20 minutes the air conditioner automatically changes to an energy-saving operation. Using the intelligent eye, savings of up to 20% in cooling and up to 30% in heating can be achieved compared to units without this feature.



Hot Start – (Heat Pump) When the heating operation starts or when the unit changes from cooling to heating, there is no cold draft.



Titanium Apatite Photocatalytic Air Purifying Filter – This filter combines the air-purifying filter and titanium apatite photocatalytic deodorizing filter in a single highly effective unit.



Auto-Restart – The unit memorizes the operation mode, airflow and temperature settings. Should there be a power failure when the unit is in operation, it will automatically return to the same operating conditions when the power is restored.



Powerful Operation Mode – Pushing the POWERFUL button on the remote control gives you a boost in cooling or heating power for a 20-minute period, even if the unit is already operating at high capacity.

Multi-Zone Systems

INDOOR UNITS

CTXS_LVJU and FTXS_LVJU



Model			CTXS07LVJU		FTXS09LVJU		FTXS12LVJU	
			Cooling	Heating	Cooling	Heating	Cooling	Heating
Nominal Capacity			7 kBtu/h Class		9 kBtu/h Class		12 kBtu/h Class	
Front Panel Color			White					
Airflow Rate	H	cfm (m³/min)	332 (9.4)	350 (9.9)	381 (10.8)	420 (11.9)	403 (11.4)	438 (12.4)
	M		261 (7.4)	290 (8.2)	279 (7.9)	321 (9.1)	307 (8.7)	335 (9.5)
	L		194 (5.5)	233 (6.6)	194 (5.5)	233 (6.6)	205 (5.8)	240 (6.8)
	SL		145 (4.1)	219 (6.2)	145 (4.1)	219 (6.2)	155 (4.4)	212 (6.0)
Fan	Motor Output	W	23					
	Speed	Steps	5 Steps, Quiet, Auto					
Air Direction Control			Right, Left, Horizontal, Downward					
Air Filter			Removable, Washable, Mildew Proof					
Power Consumption (Rated)		W	18	21	18	21	26	28
Dimensions (H x W x D)		in. (mm)	11-5/8 x 31-1/2 x 8-7/16 (295 x 800 x 215)					
Weight (Mass)		lbs. (kg)	20 (9)				22 (10)	
Sound Pressure Level	H / M / L / SL	dB(A)	38 / 32 / 25 / 22	38 / 33 / 28 / 25	41 / 33 / 25 / 22	42 / 35 / 28 / 25	45 / 37 / 29 / 23	45 / 39 / 29 / 26
Piping Connections	Liquid	in. (mm)	Ø 1/4 (6.4)					
	Gas	in. (mm)	Ø 3/8 (9.5)					
	Drain	in. (mm)	Ø 5/8 (16.0)					

Model			FTXS15LVJU		FTXS18LVJU		FTXS24LVJU	
			Cooling	Heating	Cooling	Heating	Cooling	Heating
Nominal Capacity			15 kBtu/h Class		18 kBtu/h Class		24 kBtu/h Class	
Front Panel Color			White		White		White	
Airflow Rate	H	cfm (m³/min)	568 (16.1)	593 (16.8)	583 (16.5)	625 (17.7)	643 (18.2)	699 (19.8)
	M		477 (13.5)	505 (14.3)	484 (13.7)	526 (14.9)	494 (14.0)	572 (16.2)
	L		385 (10.9)	417 (11.8)	385 (10.9)	431 (12.2)	350 (9.9)	445 (12.6)
	SL		360 (10.2)	371 (10.5)	360 (10.2)	399 (11.3)	328 (9.3)	403 (11.4)
Fan	Motor Output	W	48					
	Speed	Steps	5 Steps, Quiet, Auto					
Air Direction Control			Right, Left, Horizontal, Downward					
Air Filter			Removable, Washable, Mildew Proof					
Power Consumption (Rated)		W	38 - 38				69 - 68	
Dimensions (H x W x D)		in. (mm)	13-3/8 x 41-5/16 x 9-3/4 (340 x 1,050 x 248)					
Weight (Mass)		lbs. (kg)	31 (14)					
Sound Pressure Level	H / M / L / SL	dB(A)	45 / 40 / 35 / 32	43 / 38 / 33 / 30	46 / 41 / 36 / 33	45 / 40 / 35 / 32	51 / 44 / 37 / 34	48 / 42 / 37 / 34
Piping Connections	Liquid	in. (mm)	Ø 1/4 (6.4)					
	Gas	in. (mm)	Ø 1/2 (12.7)				Ø 5/8 (15.9)	
	Drain	in. (mm)	Ø 5/8 (16)					

Multi-Zone Systems

INDOOR UNITS

FDXS_LVJU and CDXS

COMFORTABLE LIMITED WARRANTY* PROTECTION



* Complete warranty details available from your local dealer or at www.daikincomfort.com. To receive the 12-Year Parts Limited Warranty, online registration must be completed within 60 days of installation. Online registration is not required in California or Quebec.
If product installed in a commercial application, limited warranty period is 5 years.

A slim-ducted concealed ceiling unit provides an extremely unobtrusive, compact solution, where only the discharge and intake grilles are visible. In addition, they free up floor and wall space to minimize the impact on decor.

Standard Features

- » Indoor Sound Pressure as low as 31 dB(A)
- » Program Dry Function
- » Econo Mode
- » Powerful Operation Mode
- » Backlit Wireless Remote Controller
- » Auto-Changeover
- » Auto-Fan Speed Control
- » Self-Diagnostics with Digital Display

Optional Features

- » Wired controller
- » Compatible with Daikin Comfort App (adapter required)

Indoor Unit	Optional Accessories
BRC944B2-A08	Wired Remote Controller kit (Includes BRC944B2 & BRCW901A08)
DACA-BRCW901P10	Remote Controller Cable, Plenum Rated, 10 ft (For BRC944B2)
DACA-BRCW901P25	Remote Controller Cable, Plenum Rated, 25 ft (For BRC944B2)
BRP072A43	Wireless Interface Adapter
DACA-CP1-1	Condensate Pump (33 ft head - 22dB)
DACA-CP2-1	Condensate Pump (Higher ft head needs - 50 ft head - 38db)
DACA-CP3-1	Condensate Pump (33 ft head - 22dB)
KRP928BB2S	Interface adaptor for DIII-NET
DACA-ARCW901P10	IR Receiver Box Cable, Plenum Rated, 10ft
DACA-ARCW901P25	IR Receiver Box Cable, Plenum Rated, 25ft
KDT25N32	09, 12 Class Insulation kit for high humidity
KDT25N50	15, 18 Class Insulation kit for high humidity

IDEAL SOLUTIONS FOR:

- » Renovations, remodeling and new construction
- » Sun rooms, basements, garages, hot or cold rooms, attics where the walls tend to be lower, or wherever wall space is at a premium
- » Ceiling void or attic does not allow for a viable standard ducted solution
- » Homeowners' reluctance to use a visible wall or a floor mounted unit



Daikin Comfort App – Easily control your system from anywhere in the world or the comfort of your living room.



Hot Start – (Heat Pump) When the heating operation starts or when the unit changes from cooling to heating, there is no cold draft.



Powerful Operation Mode – Pushing the POWERFUL button on the remote control gives you a boost in cooling or heating power for a 20-minute period, even if the unit is already operating at high capacity.



Multi-Zone Systems

INDOOR UNITS

FDXS_LVJU and CDXS



Model			FDXS09LVJU		FDXS12LVJU	
			Cooling	Heating	Cooling	Heating
Nominal Capacity			9 kBtu/h Class		12 kBtu/h Class	
External Static Pressure		inAq (Pa)	0.12 (30)		0.12 (30)	
Airflow Rate	H	cfm (m³/min)	305 (8.6)	305 (8.6)	305 (8.6)	305 (8.6)
	M		280 (7.9)	280 (7.9)	280 (7.9)	280 (7.9)
	L		260 (7.4)	260 (7.4)	260 (7.4)	260 (7.4)
	SL		235 (6.7)	235 (6.7)	235 (6.7)	235 (6.7)
Fan	Motor Output	W	62			
	Speed	Steps	5 Steps, Quiet, Auto			
Air Filter			Removable, Washable, Mildew Proof			
Power Consumption (Rated)		W	72			
Dimensions (H × W × D)		in. (mm)	7-7/8 × 27-9/16 × 24-7/16 (200 × 700 × 620)			
Weight (Mass)		lbs. (kg)	47 (21)			
Sound Pressure Level		H / M / L dB(A)	35 / 33 / 31			
Piping Connections	Liquid	in. (mm)	Ø 1/4 (Ø 6.4)			
	Gas		Ø 3/8 (Ø 9.5)			
	Drain		Ø 25/32 (Ø 20)			

Model			CDXS15LVJU		CDXS18LVJU		CDXS24LVJU	
			Cooling	Heating	Cooling	Heating	Cooling	Heating
Nominal Capacity			15 kBtu/h Class		18 kBtu/h Class		24 kBtu/h Class	
External Static Pressure		inAq (Pa)	0.16 (40)		0.16 (40)		0.16 (40)	
Airflow Rate	H	cfm (m³/min)	424 (12.0)	424 (12.0)	424 (12.0)	424 (12.0)	565 (16)	565 (16)
	M		388 (11.0)	388 (11.0)	388 (11.0)	388 (11.0)	523 (14.8)	523 (14.8)
	L		353 (10.0)	353 (10.0)	353 (10.0)	353 (10.0)	477 (13.5)	477 (13.5)
	SL		297 (8.4)	297 (8.4)	297 (8.4)	297 (8.4)	395 (11.2)	395 (11.2)
Fan	Motor Output	W	130					
	Speed	Steps	5 Steps, Quiet, Auto					
Air Filter			Removable, Washable, Mildew Proof					
Power Consumption (Rated)		W	172				160	
Dimensions (H × W × D)		in. (mm)	7-7/8 x 35-7/16 x 24-7/16 (200 x 900 x 620)				7-7/8 x 43-5/16 x 24-7/16 (200 x 1,100 x 620)	
Weight		lbs. (kg)	60 (27)				66 (30)	
Sound Pressure Level		H / M / L / SL dB(A)	37 / 35 / 33 / 31				38/36/34/32	
Piping Connections	Liquid	in. (mm)	Ø 1/4 (Ø 6.4)					
	Gas		Ø 1/2 (Ø 12.7)				Ø 5/8 (Ø 15.8)	
	Drain		Ø 1-1/32 (Ø 26) Ø 25/32 (Ø 20))		Ø 1-1/32 (Ø 26) Ø 25/32 (Ø 20))		Ø 1-1/32 (Ø 26) Ø 25/32 (Ø 20))	

Multi-Zone Systems

INDOOR UNITS

FDMQ_RVJU

Ducted Concealed

COMFORTABLE LIMITED WARRANTY* PROTECTION



* Complete warranty details available from your local dealer or at www.daikincomfort.com. To receive the 12-Year Parts Limited Warranty, online registration must be completed within 60 days of installation. Online registration is not required in California or Quebec.
If product installed in a commercial application, limited warranty period is 5 years.

A ducted concealed ceiling unit provides a completely concealed installation, minimizing the impact on decor. Easily incorporate longer duct runs and MERV filters with available external static pressures of up to 0.6.

Standard Features

- » Indoor Sound Pressure as low as 32 dB(A)
- » Auto-Fan Speed control (with wired controller)
- » No optional adapter needed for DIII-connection, link your unit into the wider building management system
- » Self-Diagnostics with digital display
- » Drain Pan Inspection Port
- » Integral lift mechanism

Indoor Unit	One Controller Required
BRC1E73	Wired Remote Controller
KRCS01-4B	Remote Sensor

IDEAL SOLUTIONS FOR:

- » Renovations, remodeling and new construction
- » Sun rooms, basements, garages, hot or cold rooms, attics where the walls tend to be lower, or wherever wall space is at a premium
- » Ceiling void or attics which allow for a ducted solution with longer duct runs
- » Homeowners requiring higher level of filtration
- » Homeowners' reluctance to use a visible wall or a floor mounted unit



Program dry function – This gives priority to reducing the level of humidity in the room rather than room temperature.



Hot Start – (Heat Pump) When the heating operation starts or when the unit changes from cooling to heating, there is no cold draft.



Powerful Operation Mode – Pushing the POWERFUL button on the remote control gives you a boost in cooling or heating power for a 20-minute period, even if the unit is already operating at high capacity.



Multi-Zone Systems

INDOOR UNITS

FDMQ_RVJU

Ducted Concealed



MULTI-ZONE SYSTEMS

Model			FDMQ09RVJU		FDMQ12RVJU		FDMQ15RVJU	
			Cooling	Heating	Cooling	Heating	Cooling	
Nominal Capacity			9 kBtu/h Class		12 kBtu/h Class		15 kBtu/h Class	
External Static Pressure		inAq (Pa)	0.6 (150)					
Airflow Rate	H	cfm (m³/min)	343 (9.7)	343 (9.7)	392 (11.1)	392 (11.1)	516 (19.1)	516 (19.1)
	M		290 (8.2)	290 (8.2)	332 (9.4)	332 (9.4)	438 (12.4)	438 (12.4)
	L		240 (6.8)	240 (6.8)	275 (7.8)	275 (7.8)	360 (10.2)	360 (10.2)
	SL		—	—	—	—	—	—
Fan	Motor Output	W	—					
	Speed	Steps	—					
Air Filter			—					
Power Consumption (Rated)		W	—					
Dimensions (H × W × D)		in. (mm)	9-5/8 × 27-9/16 × 31-1/2 (245 × 700 × 800)				9-5/8 × 39-3/8 × 31-1/2 (245 × 1,000 × 800)	
Weight (Mass)		Lbs (kg)	64 (29)				77 (35)	
Sound Pressure Level	H / M / L	dB(A)	32		33		34	
Piping Connections	Liquid	in. (mm)	Ø 1/4 (Ø 6.4)					
	Gas		Ø 3/8 (Ø 9.5)				Ø 1/2 (Ø 12.7)	
	Drain		Ø 1 (25.0)					

Model			FDMQ18RVJU		FDMQ24RVJU	
			Cooling	Heating	Cooling	Heating
Nominal Capacity			18 kBtu/h Class		24 kBtu/h Class	
External Static Pressure		inAq (Pa)	0.6 (150)			
Airflow Rate	H	cfm (m³/min)	675 (19.1)	675 (19.1)	798 (22.6)	798 (22.6)
	M		572 (16.2)	572 (16.2)	678 (19.2)	678 (19.2)
	L		473 (13.4)	473 (13.4)	558 (15.8)	558 (15.8)
	SL		—	—	—	—
Fan	Motor Output	W	—			
	Speed	Steps	—			
Air Filter			—			
Power Consumption (Rated)		W	—			
Dimensions (H × W × D)		in. (mm)	9-5/8 × 39-3/8 × 31-1/2 (245 × 1,000 × 800)			
Weight		Lbs (kg)	82 (37)			
Sound Pressure Level	H	dB(A)	35		40	
Piping Connections	Liquid	in. (mm)	Ø 1/4 (Ø 6.4)			
	Gas		Ø 1/2 (Ø 12.7)		Ø 5/8 (Ø 15.9)	
	Drain		Ø 1 (25.0)			

Multi-Zone Systems

INDOOR UNITS

FVXS_NVJU

COMFORTABLE LIMITED WARRANTY* PROTECTION



* Complete warranty details available from your local dealer or at www.daikincomfort.com. To receive the 12-Year Parts Limited Warranty, online registration must be completed within 60 days of installation. Online registration is not required in California or Quebec.
If product installed in a commercial application, limited warranty period is 5 years.

Floor-mounted units are simple to install and can be setup in various configurations, on the floor or hanging low on a wall. Its low height enables the unit to fit beneath a window. The airflow distribution pattern of Daikin's floor-mounted unit is ideal for heating a space, and is a perfect replacement to traditional radiant systems.

Standard Features

- » Indoor Sound Pressure as low as 19 dB(A)
- » Washable Air Filter
- » Program Dry Function
- » Econo Mode
- » Powerful Operation Mode
- » Titanium Apatite Photocatalytic Air Purifying Filter
- » Backlit Wireless Remote Controller
- » Outdoor Unit Quiet Operation
- » Auto-Changeover
- » Auto-Fan Speed Control
- » Self-Diagnostics with Digital Display

Optional Features

- » Wired controller
- » Compatible with Daikin Comfort App (adapter required)

Indoor Unit	Optional Accessories
BRC944B2-A08	Wired Remote Controller kit (Includes BRC944B2 & BRCW901A08)
DACA-BRCW901P10	Remote Controller Cable, Plenum Rated, 10 ft (For BRC944B2)
DACA-BRCW901P25	Remote Controller Cable, Plenum Rated, 25 ft (For BRC944B2)
BRP072A43	Wireless Interface Adapter
DACA-CP1-1	Condensate Pump (Fits inside all Daikin indoor unit heads - 33 ft head - 22dB)
DACA-CP2-1	Condensate Pump (Higher ft head needs - 50 ft head - 38db)
DACA-CP3-1	Condensate Pump (Will not fit in certain unit size heads - 33 ft head - 22dB)
KRP928BB2S	Interface adaptor for DIII-NET
KAF968A42 or KAF968B42	Titanium apatite photocatalytic air-purifying filter (without frame)

IDEAL SOLUTIONS FOR:

- » Cold regions where homeowners want to enjoy a reliable, energy efficient source of heat
- » Renovations, remodeling and new construction
- » Sun rooms, basements, garages, hot or cold rooms, attics where the walls tend to be lower, or wherever wall space is at a premium
- » Ceiling void or attic does not allow for a viable duct run option



Auto-Restart – The unit memorizes the operation mode, airflow and temperature settings. Should there be a power failure when the unit is in operation, it will automatically return to the same operating conditions when the power is restored.



Titanium Apatite Photocatalytic Air Purifying Filter – This filter combines the air-purifying filter and titanium apatite photocatalytic deodorizing filter in a single highly effective unit.



Program dry function – This gives priority to reducing the level of humidity in the room rather than room temperature.



Comfort Mode – Comfort Mode operation improves comfort. When cooling, the flap positions itself horizontally to prevent cold airflow from being blown directly onto the body. When heating, the flap turns vertically downwards to drive warm air to the bottom of the room.



Hot Start – (Heat Pump) When the heating operation starts or when the unit changes from cooling to heating, there is no cold draft.



Powerful Operation Mode – Pushing the POWERFUL button on the remote control gives you a boost in cooling or heating power for a 20-minute period, even if the unit is already operating at high capacity.



Multi-Zone Systems

INDOOR UNITS

FVXS_NVJU



MULTI-ZONE SYSTEMS

Model			FVXS09NVJU		FVXS12NVJU		FVXS15NVJU		FVXS18NVJU		
			Cooling	Heating	Cooling	Heating	Cooling	Heating	Cooling	Heating	
Nominal Capacity			9 kBtu/h Class		12 kBtu/h Class		15 kBtu/h Class		18 kBtu/h Class		
Front Panel Color			White								
Airflow Rate	H	cfm (m³/min)	290 (8.2)	311 (8.8)	300 (8.5)	332 (9.4)	378 (10.7)	417 (11.8)	378 (10.7)	417 (11.8)	
	M		230 (6.5)	244 (6.9)	237 (6.7)	258 (7.3)	325 (9.2)	357 (10.1)	325 (9.2)	357 (10.1)	
	L		169 (4.8)	177 (5.0)	173 (4.9)	184 (5.2)	275 (7.8)	300 (8.5)	275 (7.8)	300 (8.5)	
	SL		145 (4.1)	155 (4.4)	159 (4.5)	166 (4.7)	233 (6.6)	251 (7.1)	233 (6.6)	251 (7.1)	
Fan	Motor Output	W	12.3		13.4		23.3				
	Speed	Steps	5 Steps, Quiet, Auto								
Air Direction Control			Right, Left, Horizontal, Downward								
Air Filter			Removable, Washable, Mildew Proof								
Power Consumption (Rated)		W	15	17	15	17	27	34 - 34	—	—	
Dimensions (H x W x D)		in. (mm)	23-5/8 x 27-9/16 x 8-1/4 (600 x 700 x 210)								
Weight (Mass)		lbs. (kg)	31 (14)								
Sound Pressure Level	H / M / L / SL	dB(A)	38 / 32 / 26 / 23		39 / 33 / 27 / 24		44 / 40 / 36 / 32	45 / 40 / 36 / 32	44 / 40 / 36 / 32	45 / 40 / 36 / 32	
Piping Connections	Liquid	in. (mm)	Ø 1/4 (Ø 6.4)								
	Gas		Ø 3/8 (Ø 9.5)				Ø 1/2 (Ø 12.7)				
	Drain		Ø 13/16 (Ø 20)								

VISTA™ Ceiling Cassette

Multi-Zone Systems

INDOOR UNITS

FFQ_Q2VJU

COMFORTABLE LIMITED WARRANTY* PROTECTION



* Complete warranty details available from your local dealer or at www.daikincomfort.com. To receive the 12-Year Parts Limited Warranty, online registration must be completed within 60 days of installation. Online registration is not required in California or Quebec.
If product installed in a commercial application, limited warranty period is 5 years.

The Daikin VISTA ceiling cassettes are a remarkable blend of iconic design and engineering excellence with an elegant white or a silver and white finish. Fitting within the ceiling grid and discreetly mounted to the ceiling itself, VISTA is stylish, low profile, and compact. High efficiency and comfort is delivered through the combined use of floor and presence sensors (optional). It is also possible to close individual louvers via the wired remote control for personalized comfort.

Standard Features

- » Indoor Sound Pressure as low as 29 dB(A)
- » Energy efficient thanks to specially developed small tube heat exchanger, DC fan motor and two optional intelligent sensors
- » No optional adapter needed for DIII-connection, link your unit into the wider building management system
- » Draft Prevention
- » Program Dry Function
- » Hot Start Function
- » Auto-Fan Speed Control (with wired controller)
- » Self-Diagnostics with Digital Display
- » Schedule TIMER operation (with wired controller)

Optional Features

- » Wired controller
- » Fresh air integration possible

Indoor Unit	Optional Accessories
BRC1E73	Wired Navigation Remote Controller (For Ceiling Cassette Only)
BRC7E830	Wireless Remote Controller (For Ceiling Cassette Only)
BRC082A42W	Wireless Remote Controller (White)
BRC082A42S	Wireless Remote Controller (Silver)
BYFQ60C2W1S	Low Profile Decoration Panel (Silver) - 1-13/16" x 24-7/16" x 24-7/16"
BYFQ60C2W1W	Low Profile Decoration Panel (White) - 1-13/16" x 24-7/16" x 24-7/16"
BRYQ60A2S	Sensor kit (Silver) Intel agent Eye, Comfort Airflow, and Floor Sensor
BRYQ60A2W	Sensor kit (White) intelligent Eye, Comfort Airflow, and Floor Sensor
BDBHQ44C60	Sealing member of air discharge outlet
KAFQ441BA60	Long life filter

IDEAL SOLUTIONS FOR:

- » Renovations, remodeling and new construction
- » Sun rooms, basements, garages, hot or cold rooms, attics where the walls tend to be lower, or wherever wall space is at a premium
- » Ceiling void or attic does not allow for a viable standard ducted solution
- » Homeowners' reluctance to use a visible wall or a floor mounted unit



Draft Reduction – This system directs warm air to the floor in winter and cool air across the room in summer for optimal efficiency and comfort. The large flap governs airflow direction while the small flap (or diffuser) swings, producing fine air currents that help circulate the air around the room.




Individual Louver Control – The new louver changes the delivery angle to horizontal for cooling and vertical for heating operation, to keep cold or warm air from blowing directly onto your body.



Included in the optional sensor kit:

Presence and Floor Sensor (optional part #BRYQ60A2W or BRYQ60A2S)

The presence and floor sensors are infrared sensors with the ability to sense movement in the room. When you are in the room, the system operates normally. If you leave the room for more than 20 minutes the system automatically changes to an energy-saving operation. The floor sensor detects the average floor temperature and ensures even temperature distribution between ceiling and floor.




The VISTA Ceiling Cassette fits within a 2'x 2' ceiling grid and can be installed in close proximity to other building accessories.

VISTA™ Ceiling Cassette

Multi-Zone Systems

INDOOR UNITS

FFQ_Q2VJU



Model			FFQ09Q2VJU		FFQ12Q2VJU	
			Cooling	Heating	Cooling	Heating
Nominal Capacity			9 kBtu/h Class		12 kBtu/h Class	
Airflow Rate	H	cfm (m³/min)	378 (10.7)	399 (11.3)	406 (11.5)	427 (12.1)
	M		339 (9.6)	357 (10.1)	353 (10.0)	371 (10.5)
	L		268 (7.6)	282 (8.0)	268 (7.6)	282 (8.0)
Fan	Speed	Steps	Turbo fan, 3 steps			
Air Direction Control			Up, Down			
Dimensions (H × W × D)		in. (mm)	10-1/4 × 22-5/8 × 22-5/8 (260 × 575 × 575)			
Weight		lbs. (kg)	36 (16)			
Sound Pressure Level	H / M / L	dB(A)	38 / 35 / 29		39 / 36 / 30	
Heat Insulation			Both Liquid and Gas Pipes			
Piping Connections	Liquid	in. (mm)	Ø 1/4 (Ø 6.4)			
	Gas		Ø 3/8 (Ø 9.5)			
	Drain		Ø 1-1/32 (Ø 26)			

Model			FFQ15Q2VJU		FFQ18Q2VJU	
			Cooling	Heating	Cooling	Heating
Nominal Capacity			15 kBtu/h Class		18 kBtu/h Class	
Airflow Rate	H	cfm (m³/min)	420 (11.9)	441 (12.5)	448 (12.7)	498 (14.1)
	M		367 (10.4)	385 (10.9)	378 (10.7)	420 (11.9)
	L		293 (8.3)	307 (8.7)	275 (7.8)	30 (8.7)
Fan	Speed	Steps	Turbo fan, 3 steps			
Air Direction Control			Up, Down			
Dimensions (H × W × D)		in. (mm)	10-1/4 × 22-5/8 × 22-5/8 (260 × 575 × 575)			
Weight		lbs. (kg)	36 (16)		39 (17.5)	
Sound Pressure Level	H / M / L	dB(A)	40 / 37 / 31		44 / 40 / 32	
Piping Connections	Liquid	in. (mm)	Ø 1/4 (Ø 6.4)			
	Gas		Ø 1/2 (Ø 12.7)			
	Drain		Ø 1-1/32 (Ø 26)			

Multi-Zone Combinations

_MXL__QMVJU / _MXL__RMVJU / _MXS__NMVJU / _MXS__RMVJU

MAX: 24K BTU/H 2MXL18 / 2MXS18	MAX: 39K BTU/H 3MXL24 / 3MXS24		MAX: 48K BTU/H 4MXS36				
2 Zone	2 Zone	3 Zone	2 Zone	3 Zone	4 Zone		
07+07	07+07	07+07+07	07+07	07+07+07	09+09+15	07+07+07+07	07+09+09+18
07+09	07+09	07+07+09	07+09	07+07+09	09+09+18	07+07+07+09	07+09+12+12
07+12	07+12	07+07+12	07+12	07+07+12	09+09+24	07+07+07+12	07+09+12+15
07+15	07+15	07+07+15	07+15	07+07+15	09+12+12	07+07+07+15	07+09+12+18
09+09	07+18	07+07+18	07+18	07+07+18	09+12+15	07+07+07+18	07+09+15+15
09+12	09+09	07+09+09	07+24	07+07+24	09+12+18	07+07+07+24	07+12+12+12
09+15	09+12	07+09+12	09+09	07+09+09	09+12+24	07+07+09+09	07+12+12+15
12+12	09+15	07+09+15	09+12	07+09+12	09+15+15	07+07+09+12	09+09+09+09
	09+18	07+09+18	09+15	07+09+15	09+15+18	07+07+09+15	09+09+09+12
	12+12	07+12+12	09+18	07+09+18	09+15+24	07+07+09+18	09+09+09+15
	12+15	07+12+15	09+24	07+09+24	09+18+18	07+07+09+24	09+09+09+18
	12+18	07+12+18	12+12	07+12+12	12+12+12	07+07+12+12	09+09+12+12
	15+15	07+15+15	12+15	07+12+15	12+12+15	07+07+12+15	09+09+12+15
	15+18	09+09+09	12+18	07+12+18	12+12+18	07+07+12+18	09+09+12+18
	18+18	09+09+12	12+24	07+12+24	12+12+24	07+07+15+15	09+09+15+15
		09+09+15	15+15	07+15+15	12+15+15	07+07+15+15	09+12+12+12
		09+09+18	15+18	07+15+18	12+15+18	07+09+09+09	09+12+12+15
		09+12+12	15+24	07+18+18	12+18+18	07+09+09+12	12+12+12+12
		09+12+15	18+18	09+09+09	15+15+15	07+09+09+15	
		09+12+18	18+24	09+09+12	15+15+18		
		09+15+15	24+24				
		12+12+12					
		12+12+15					

AHRI CERTIFIED REF #	MODEL	INDOOR TYPE	EER	SEER	HSPF
8849534	2MXL18QMVJU	Ducted Indoor Units	10.1	14	8.2
8849535	2MXL18QMVJU	Non-Ducted Indoor Units	12.7	17	10.3
8849536	2MXL18QMVJU	Mixed Ducted and Non-ducted Indoor Units	11.4	15.5	9.25
8103477	2MXS18NMVJU	Ducted Indoor Units	9.5	14	8.2
8103542	2MXS18NMVJU	Non-Ducted Indoor Units	12.5	18.9	10.7
8104492	2MXS18NMVJU	Mixed Ducted and Non-ducted Indoor Units	11	16.45	9.45
201851578	3MXL24RMVJU	Ducted Indoor Units	9.9	14	8.2
201851577	3MXL24RMVJU	Non-Ducted Indoor Units	12.7	17.9	12.5
201851582	3MXL24RMVJU	Mixed Ducted and Non-ducted Indoor Units	11.3	15.95	10.35
201851576	3MXS24RMVJU	Ducted Indoor Units	9.7	14	8.2
201851575	3MXS24RMVJU	Non-ducted Indoor Units	12.7	18	12.5
201851581	3MXS24RMVJU	Mixed Ducted and Non-ducted Indoor Units	11.2	15.95	10.35
201851580	4MXS36RMVJU	Ducted Indoor Units	7.9	14	8.2
201851579	4MXS36RMVJU	Non-Ducted Indoor Units	9.2	18	12.2
201851583	4MXS36RMVJU	Mixed Ducted and Non-ducted Indoor Units	8.55	15.85	10.2
5731241	RMXS48LVJU	Ducted Indoor Units	9.3	14.1	9.6
5731240	RMXS48LVJU	Non-Ducted Indoor Units	10.3	18.8	11.3



VRV LIFE™





Daikin VRV LIFE

Re-inventing residential air-conditioning by breaking technological barriers, Daikin VRV LIFE systems bring inverter driven VRV technology to solve some of the age-old residential HVAC challenges. Precision engineered for flexibility, zoning, low sound and space saving, with the ability to mix and match ducted and duct-free indoor units in combination with a gas furnace. VRV LIFE systems are an ideal choice for a premium solution.

Solving HVAC Challenges

Zoning

Modern homes demand zoning for improved comfort and control. Existing air duct zoning kits can quickly add cost, space and complexity of installation. It also does not always provide the desired comfort levels. Many homes are left with areas which are too warm in summer or too cold in winter.

Operational Efficiencies

Traditional single speed solutions offer basic ON/OFF operation mode only. With the compressor turning ON/OFF constantly, the increased current inrush leads to higher running costs. With little-to-no zoning, operating the entire system when unnecessary reduces savings opportunities.

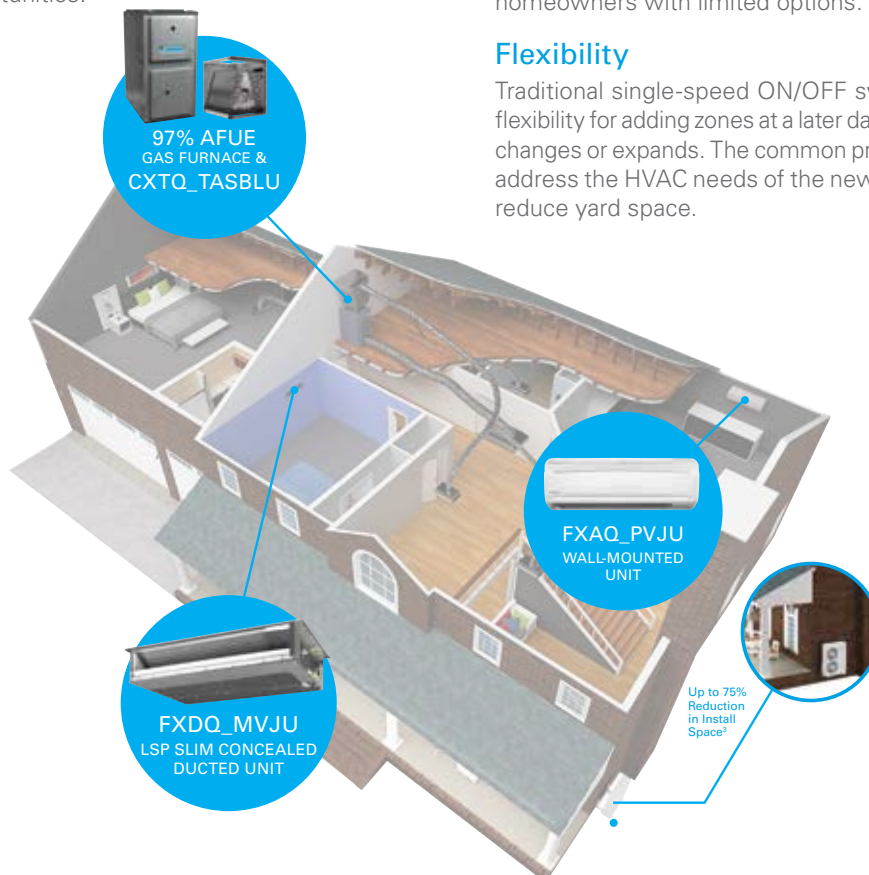


Sound

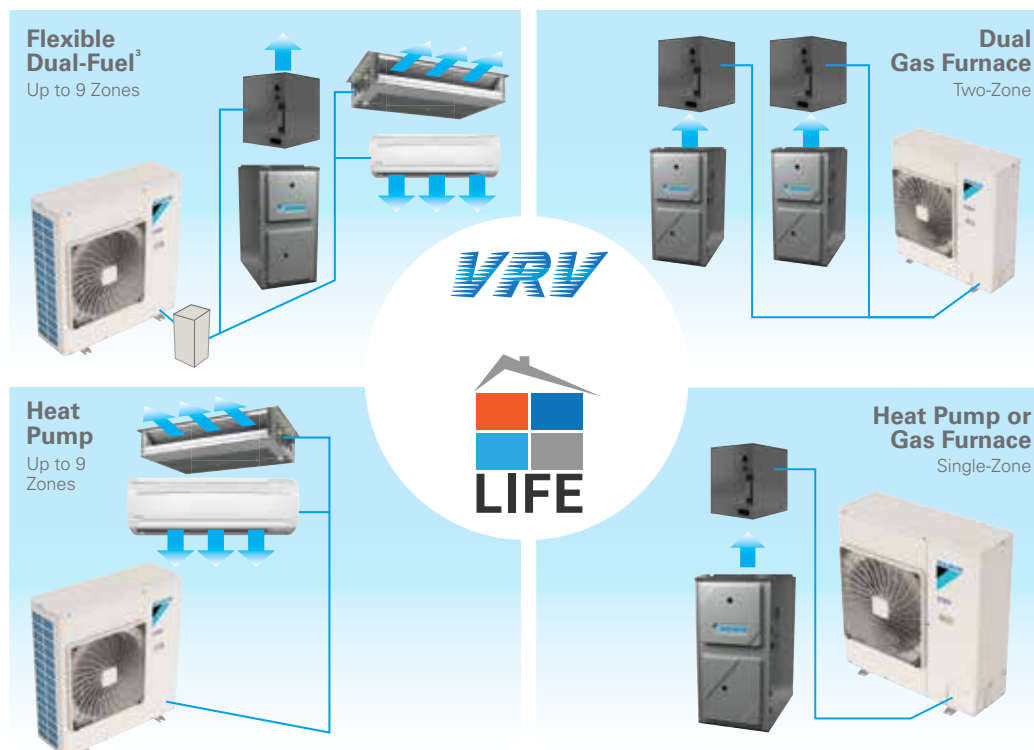
The ON/OFF cycles of a traditional single speed system are often accompanied by undesirable operational sounds. These continuous sounds can become a nuisance in yards especially at night or when it is close to a window. Installing traditional units in sound sensitive applications or close to lot lines leaves homeowners with limited options.

Flexibility

Traditional single-speed ON/OFF systems provide little to no flexibility for adding zones at a later date as the usage of the home changes or expands. The common practice of adding systems to address the HVAC needs of the new zone quickly add cost and reduce yard space.



The Daikin Solution



Daikin *VRV LIFE* systems are the industry's first VRV Heat Pump with gas furnace connectivity for residential applications. The new *VRV LIFE* systems offers solutions to some of the traditional HVAC challenges for single family applications.

Zoning

Daikin *VRV LIFE* systems provides effective zoning solutions by offering the flexibility to connect up to 9¹ refrigerant zones to a single system. Precision engineered refrigerant control allows system operation to meet the needs of individual zones.

Operational Efficiencies

VRV LIFE systems are engineered with Daikin inverter and variable refrigerant temperature (VRT) technologies. These empower the compressor to operate at its optimal efficiencies during part load operations and thereby reducing power consumption* and providing high operational efficiencies.

Sound

Daikin VRV systems are globally renowned for their quietness. With operating sound pressure levels as low as 57 dbA¹, *VRV LIFE* is an optimal solution for installation close to lot lines and sound sensitive applications.

Space

With a compact, light weight and space saving design of only 37"W x 12-5/8" D, *VRV LIFE* systems provides up to 75%² reduction in installation space compared to similar capacity top discharge unitary condensing units.

¹ Model specific, refer to product engineering manual for details.

² When compared to a system of two outdoor units combined with two gas furnaces and A-Coils.

³ Dual-Fuel is achievable only when VRV indoor units and gas furnace and A-Coil are connected to one *VRV Life* unit. * Compared to non-inverter units

* Complete warranty details available from your local dealer or at www.daikincomfort.com. To receive the 10-Year Parts Limited Warranties, or the 10-Year Compressor Replacement Limited Warranty, online registration must be completed within 60 days of installation. Online registration and some of the additional requirements are not required in California or Quebec.





RXSQ - VRV LIFE Outdoor Unit

- » Available in 2, 3, 4 and 5-Ton models
- » Excellent zoning flexibility with 1-to-1 and 1-to-multi connections
- » Broader diversity with ability to provide cooling and heating in up to 9 zones¹
- » Ability to choose heat pump or multi-zone Dual-Fuel² heating capability
- » Auto and programmable modes for heat pump to gas heat switch over temperatures
- » Compatible with 12 types and 65 models of Daikin VRV indoor fan coil units and 80 – 97% AFUE Daikin up flow and down flow communicating gas furnaces
- » Dependable heat pump operation in extreme ambient conditions down to -4° F in heating mode and up to 122° F in cooling mode
- » Year round comfort and energy savings delivered by combining VRV and VRT technologies compared to traditional split systems
- » Operation with sound levels of under 58 dbA¹ make for easy install close to lot lines



- » Reduced installation cost with re-use of existing refrigerant lines and uninsulated liquid line³
- » Engineered with Daikin's swing Inverter compressor technology
- » Backed by 10-Year Parts Limited Warranty and 10-Year Replacement Compressor Limited Warranty*

VRV LIFE – OUTDOOR – RXSQ

Model Name			RXSQ24TAVJU	RXSQ36TAVJU	RXSQ48TAVJU	RXSQ60TAVJU
	ODU Style	Fan Type	Single Fan 	Single Fan 	Single Fan 	Double Fan 
Performance	Nominal Cooling Capacity	BTU/h	24,000	36,000	48,000	57,500
	Nominal Heating Capacity	BTU/h	27,000	40,000	52,000	57,500
	Operation Range Cooling	°F DB	23 to 122			
	Operation Range Heating	°F WB	-4 to 60			
	Power	V/p/Hz	208-230/1/60			
	Sound Pressure Level @ 3ft.	dB(A)	58			57
Refrigerant Piping	Refrigerant		R-410A			
	Refrigerant Quantity	lbs	6.4		7.5	7.9
	Liquid Pipe (Main Line)	in	3/8			
	Suction Gas Pipe (Main Line)	in	5/8			3/4
	Vertical Pipe Length	ft.	98			
	Maximum vertical pipe length between IDU	ft.	33		49	
	Actual Pipe Length (Equivalent Length)	ft.	100 (125)			
	Total Piping Length	ft.	328			492
Connection Ratio	Connectible Indoor Unit Ratio	%	50-130			
	Number of Indoor Units	Qty	4	6	8	9
Unit	Outdoor Unit Size	(HxWxD)	39 x 37 x 12-5/8		39 x 37 x 12-5/8	52-15/16 x 35-7/16 x 12-5/8
	Weight	lbs.	172		176	225
Fan	Airflow	CFM	2682		2682	3741
	Fan Motor Output and Quantity	kW	0.20 x 1		0.20 x 1	0.070 X 2
Electrical	Maximum Over Current Protection (MOP)	A	25		35	35
	Minimum Circuit Amps (MCA)	A	16.5		29.1	29.1
	Rated Load Amps (RLA)	A	15.3		19.0	23.2
Compressor	Compressor Type	Type	Daikin Swing			
	Capacity Control	%	14-100			

¹ Model specific, refer to product engineering manual for details.

² Dual-Fuel is achievable only when VRV indoor units and gas furnace and A-Coil are connected to one VRV LIFE unit.

³ Rules apply, refer to installation manual for details.

COMFORTABLE LIMITED WARRANTY* PROTECTION



* Complete warranty details available from your local dealer or at www.daikincomfort.com. To receive the 10-Year Parts Limited Warranties, online registration must be completed within 60 days of installation. Online registration and some of the additional requirements are not required in California or Quebec.





VRV LIFE™ VRV A-Coil CXTQ_TASBLU



CXTQ All Aluminum Coil

- » Available in 2, 3, 4, and 5-Ton capacities
- » Engineered for compatibility with VRV LIFE outdoor unit
- » Factory installed electronic expansion valve with PID control loop for precision capacity control
- » Seamless integration to full suite of Daikin controls using onboard control board
- » Air cleaner and humidifier integration capable¹
- » UV and rust resistant, 5VA rated thermoplastic drain pan with integrated secondary drain
- » Foil-faced insulation covers internal casing to reduce cabinet condensation
- » Split seam front for easy installation and service access
- » Light weight all aluminum evaporator coil
- » Ships factory standard up flow with easy field conversion to downflow¹
- » Backed by best-in-class 10-Year Parts Limited Warranty*

¹Rules apply, refer to installation manual for details.

VRV LIFE – INDOOR – CXTQ					
Model Name		CXTQ24TASBLU	CXTQ36TASBLU	CXTQ48TASBLU	CXTQ60TASBLU
					
Power Supply		24VAC from gas furnace			
Nominal Tons		2	3	4	5
*1,*3 Cooling Capacity	Btu/h (kW)	24,000 (7.0)	36,000 (10.6)	48,000 (14.1)	60,000 (17.6)
*2,*3 Heating Capacity	Btu/h (kW)	27,000 (7.9)	40,000 (11.7)	54,000 (15.8)	66,000 (19.4)
Casing / Color		Daikin Slate Gray			
Dimensions (H x W x D)		22-1/16 x 17-23/32 x 24-7/32 (560 x 450 x 615)	22-1/16 x 17-23/32 x 24-7/32 (560 x 450 x 615)	30-1/16 x 21-7/32 x 24-7/32 (764 x 539 x 615)	30-1/16 x 24-23/32 x 24-7/32 (764 x 628 x 615)
Coil	Type	Cased Upflow/Downflow A-coil			
	*4 Air pressure drop	in w.g.	0.089"	0.240"	0.310"
Weight		lbs (kg)	46 (20.9)	52 (23.6)	72 (32.7)
Pipe Connections	Liquid	in. (mm)	3/8" (9.5)	3/8" (9.5)	3/8" (9.5)
	Gas	in. (mm)	5/8" (15.8)	5/8" (15.8)	5/8" (15.8)
	Drain	in. (mm)	3/4" (19.1)	3/4" (19.1)	3/4" (19.1)
Safety devices		Fuse			
Refrigerant Control		Electronic Expansion Valve			
Connectible Outdoor Unit		R-410A VRV LIFE™			



Unitary Split Systems



DAIKIN FIT™ DX17VSS

Quiet / Space-Saving / Efficient

COMFORTABLE LIMITED
WARRANTY* PROTECTION



* Complete warranty details available from your local dealer or at www.daikincomfort.com. To receive the 12-Year Unit Replacement Limited Warranty and 12-Year Parts Limited Warranty, online registration must be completed within 60 days of installation.

Additional requirements for annual maintenance are required for the Unit Replacement Limited Warranty. Online registration and some of the additional requirements are not required in California or Quebec.

Designed to fit comfort, space-saving, and efficiency requirements with ease.

FIT™ FLEXIBLE. INNOVATIVE. TECHNOLOGY. The *Daikin Fit™* system is a side discharge, smart HVAC system that won't compromise on comfort and connects to ducted solutions traditional to the unitary market. In a market saturated with expensive high-tiered inverters, the system provides a premium mid-efficiency inverter at an affordable rate. The low profile of the outdoor unit offers solutions when a traditional cube style cannot.


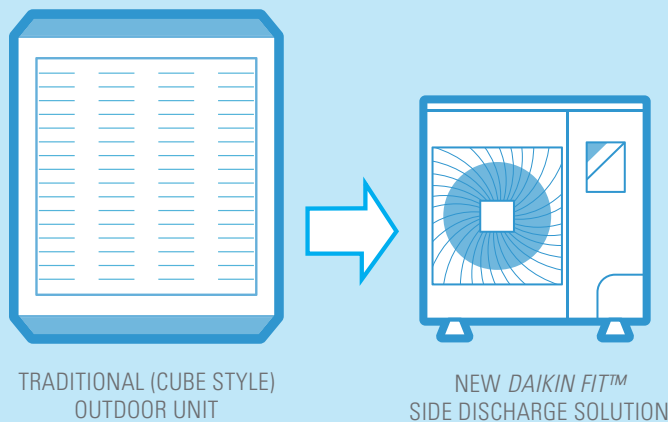
Features and Benefits

- » Up to 18 SEER
- » Compact – The trunk style outdoor unit is perfect when installation space is limited
- » Inverter (variable-speed) Compressor – Ideal indoor comfort and efficiency
- » Low dBa – Reclaim outdoor space
- » Quiet-mode – Provides enhanced acoustical comfort
- » Blue Fin Coat – Long condenser coil life and reliability
- » Swing Compressor – Quiet and dependable
- » Side panel access – Ease of service
- » Lightweight – Easier to handle and install (compared to traditional cube style systems)



AFFORDABLE. EFFICIENT. SPACE-SAVING.

When installation space is limited, families shouldn't need to compromise on comfort. Ideal for zero lot lines, roof, wall, or terrace areas, the *Daikin Fit™* features a new style solution allowing you to meet the demands of homes with the strictest of limitations with relative ease.





DAIKIN FIT™

DX17VSS

Quiet / Space-Saving / Efficient

Application

A new solution for even the most unique projects

- » Perfect alternative to the traditional cube style unitary products in a 1:1 application
- » Traditional homes, townhomes, bungalows, condos, zero lot line homes, patios, terrace, and multi-story locations that would typically require a crane
- » Install using existing ductwork and existing line sets
- » Space-saving low profile trunk style outdoor unit for easy carrying and installation in tight spaces
- » Ease of service and maintenance with a quick-to-access side panel
- » Utilize two new EEV coil families:
 - CAPE (Upflow/Downflow)
 - CHPE (Dedicated Horizontal)
- » Connects with any Daikin communicating gas furnace 80% and 90%+
- » *ComfortNet™* communicating system compatible
- » Add the new Daikin Premium Air Cleaner for additional IAQ (Indoor Air Quality) control

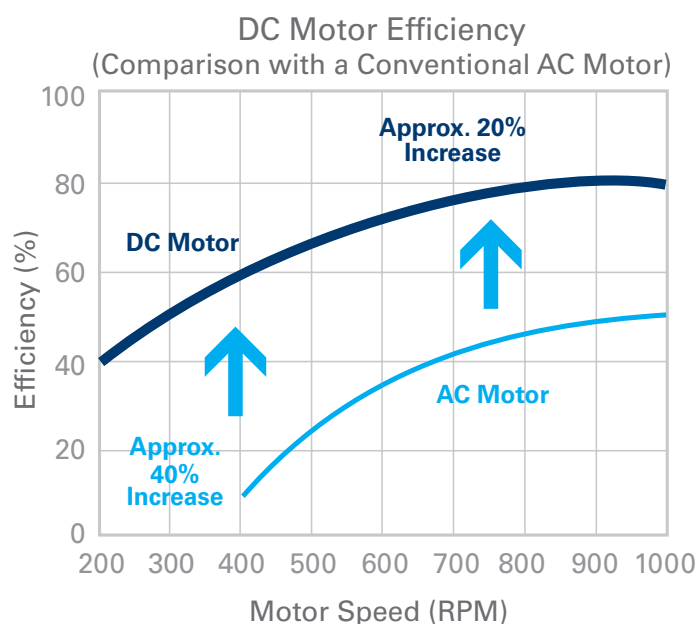


Budget

Operational efficiencies that drive savings

The inverter compressor is the heart of a Daikin Fit™ system. Daikin's inverter technology is responsible for delivering intelligent comfort with efficiency, based on demand. The inverter (variable-speed) compressor delivers the capacity required to maintain desired room conditions, typically reducing energy consumption by up to 30% or more (compared to traditional fixed-speed systems).

- » The enhanced functionality of the variable-speed DC fan motor can offer an increase of approximately 20% in efficiency (compared to systems with a conventional AC motor).



Note: Data is based on studies conducted under controlled conditions at a Daikin laboratory.

DAIKIN FIT™ DX17VSS

Quiet / Space-Saving / Efficient

Comfort

Ideal temperature and low sound levels

Traditional (non-inverter) systems offer basic ON/OFF operation mode only. With the compressor turning ON/OFF constantly, the system works to reach set indoor temperature. With inverter technology, the *Daikin Fit™* system, can adjust operations to meet the desired comfort levels.

Undesirable operational sounds often accompany non-inverter (traditional) HVAC systems. These continuous sounds can become a nuisance in yards, or when the system is installed near a window. With the ability to reach sound power levels as low as 56dB(A), the *Daikin Fit™* system can help bring additional acoustical comfort to any environment (inside and out).

SOUND LEVELS AS LOW AS:

120	Aircraft taking off (120-140 dBA)
110	
100	Chain saw (100-110 dBA)
90	Hair dryer (90 dBA)
80	
70	Daikin DZ14SA (non-inverter)
60	
50	Daikin Fit™ Systems
40	
30	Quiet bedroom (30-40 dBA)
20	
10	Normal breathing (10-20 dBA)
0	Threshold of hearing (0 dBA)

Design

Compact footprint to meet design demands

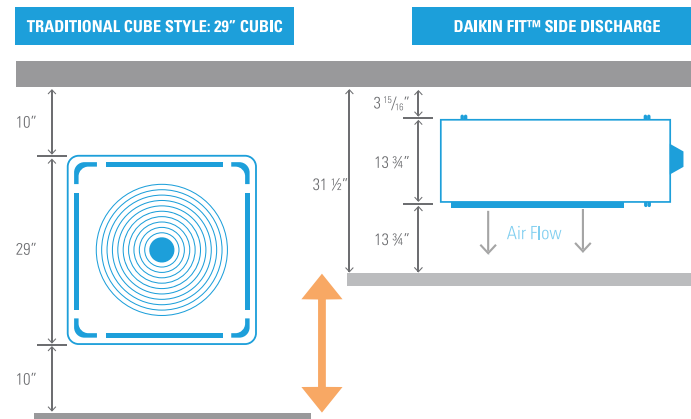
Feature rich design in a compact footprint that includes:

- » Blue Fin Coat: Long condenser coil life and reliability
- » Swing Compressor: Quiet and dependable

With clearance space as little as 4" from a wall and compact size, the *Daikin Fit™* system works when installation space is limited.

- » Fit more in your HVAC tech van or truck; 4 – 5 *Daikin Fit™* units as opposed to 1 or 2 traditional systems
- » Easy to bring to the installation site and install on pad – the single fan unit can be transported by a single worker or on a dolly

UNIT DIMENSIONS	
1.5-3 TON	3.5-5 TON
W: 36.6" x D: 13.8" x H: 27.4"	W: 37" x D: 12.6" x H: 39"



COMFORTABLE LIMITED WARRANTY* PROTECTION



* Complete warranty details available from your local dealer or at www.daikincomfort.com. To receive the 12-Year Unit Replacement Limited Warranty and 12-Year Parts Limited Warranty, online registration must be completed within 60 days of installation.

Additional requirements for annual maintenance are required for the Unit Replacement Limited Warranty. Online registration and some of the additional requirements are not required in California or Quebec.

DAIKIN FIT™

DX17VSS

Quiet / Space-Saving / Efficient



DAIKIN FIT - OUTDOOR UNIT							
Model Name	DX17VSS 181A*	DX17VSS 241A*	DX17VSS 301A*	DX17VSS 361A*	DX17VSS 421A*	DX17VSS 481A*	DX17VSS 601A*
Cooling Capacity							
Max. Cooling (BTU/h)	17,100	22,800	28,400	34,200	40,000	45,500	54,000
Compressor							
Type	Swing	Swing	Swing	Swing	Swing	Swing	Swing
RLA	10.5	15.2	20.0	20.0	25.0	25.0	26.0
Condenser Fan Motor							
Horsepower (HP)	3/16	3/16	3/16	3/16	1/4	1/4	1/4
FLA	2.18	2.18	2.70	2.70	2.50	2.50	2.50
Refrigeration System							
Refrigerant Line Size ¹							
Liquid Line Size ("O.D.)	3/8"	3/8"	3/8"	3/8"	3/8"	3/8"	3/8"
Suction Line Size ("O.D.)	3/4"	3/4"	7/8"	7/8"	1 1/8"	1 1/8"	1 1/8"
Refrigerant Connection Size							
Liquid Valve Size ("O.D.)	3/8"	3/8"	3/8"	3/8"	3/8"	3/8"	3/8"
Suction Valve Size ("O.D.)	3/4"	3/4"	7/8"	7/8"	1 1/8"	1 1/8"	1 1/8"
Valve Connection Type	Front-Seated	Front-Seated	Front-Seated	Front-Seated	Front-Seated	Front-Seated	Front-Seated
Refrigerant Charge (oz.)	76	76	79	85	116	116	139
Superheat at Service Valve	EEV	EEV	EEV	EEV	EEV	EEV	EEV
Subcooling at Service Valve	10±1°F	12±1°F	10±1°F	10±1°F	8±1°F	9±1°F	8±1°F
Electrical Data							
Voltage-Phase (60 Hz)	208/230-1	208/230-1	208/230-1	208/230-1	208/230-1	208/230-1	208/230-1
Minimum Circuit Ampacity ¹	12.7	17.4	22.7	22.7	34.0	34.0	35.5
Max. Overcurrent Protection ²	15	20	25	25	35	35	40
Min / Max Volts	197/253	197/253	197/253	197/253	197/253	197/253	197/253
Electrical Conduit Size	1/2"	1/2"	1/2"	1/2"	1/2"	1/2"	1/2"
Equipment Weight (lbs)	112	112	121	128	168	168	181
Ship Weight (lbs)	130	130	139	146	183	183	196
ENERGY STAR® Certified ^	NO	NO	NO	NO	NO	NO	NO

^ Energy Star Notes

Proper sizing and installation of equipment is critical to achieving optimal performance.

** Inverter/Controller limited to less than 1 Amp

¹ Wire size should be determined in accordance with National Electrical Codes; extensive wire runs will require larger wire sizes

² Must use time-delay fuses or HACR-type circuit breakers of the same size as noted.

Notes

Always check the S&R plate for electrical data on the unit being installed.

Unit is charged with refrigerant for 15' of 3/8" liquid line. System charge must be adjusted per Installation Instructions Final Charge Procedure.


DAIKIN FIT™ – INDOOR UNITS

CAPEA/CAPE/CHPE

All Aluminum Coils

CAPEA/CAPE/CHPE All Aluminum Coils

- » Available in 1.5-Ton through 5-Ton capacities
- » Engineered for compatibility with *Daikin Fit™* outdoor units
- » Electronic Expansion Valve (EEV) models feature
 - *ComfortNet™* communicating system compatible
 - Cooling and heat pump applications
 - Fault recall of six most recent faults
 - PID control loop for precision capacity control
- » Seamless integration to full suite of Daikin controls using communicating control board
- » Light weight all aluminum evaporator coil
- » Air cleaner and humidifier integration capable (rules apply, refer to installation manual for details).
- » UV and rust resistant, 5VA rated thermoplastic drain pan with integrated secondary drain
- » Foil-faced insulation covers internal casing to reduce cabinet condensation



- » Split seam front for easy installation and service access (except for CAPEA)
- » Ships factory standard up flow with easy field conversion to downflow (CAPEA & CAPE)
- » CHPE is for horizontal applications

CAPEA

Model	Dimensions			Nominal Cooling (tons)	Connection Size		Ship Weight (lbs)
	W"	D"	H"		Liquid"	Suction"	
CAPEA1818B4	17½	21	18	1½	¾	¾	43
CAPEA1818C4	21	21	18	1½	¾	¾	45
CAPEA2422B4	17½	21	22	2	¾	¾	48
CAPEA2422C4	21	21	22	2	¾	¾	51
CAPEA3026B4	17½	21	26	2½	¾	7/8	54
CAPEA3026C4	21	21	26	2½	¾	7/8	57
CAPEA3026D4	24½	21	26	2½	¾	7/8	62

The manufacturing entity reserves the right to discontinue, or change at any time, specifications or designs without notice or without incurring obligations.

CAPE

Model	Dimensions			Nominal Cooling (tons)	Connection Size		Ship Weight (lbs)
	W"	D"	H"		Liquid"	Suction"	
CAPE4860C4	21	21	30	3-5	¾	7/8	71
CAPE4860D4	24½	21	30	3-5	¾	7/8	73
CAPE4961C4	21	21	30	3-5	¾	7/8	78
CAPE4961D4	24½	21	30	3-5	¾	7/8	80

The manufacturing entity reserves the right to discontinue, or change at any time, specifications or designs without notice or without incurring obligations.

CHPE

Model	Cabinet Dimensions			Nominal Cooling (tons)	Connection Size		Ship Weight (lbs)
	W"	D"	H"		Liquid"	Suction"	
CHPE2430B4	21⅛	26	17½	1½-2½	¾	¾	56
CHPE3636B4	21⅛	26	17½	3	¾	¾	59
CHPE3642C4	21⅛	26	21	3-3½	¾	¾	62
CHPE3743C4	21⅛	26	21	3-3½	¾	7/8	68
CHPE3743D4	21⅛	26	24½	3-3½	¾	7/8	72
CHPE4860D4	21⅛	26	24½	4-5	¾	7/8	79

The manufacturing entity reserves the right to discontinue, or change at any time, specifications or designs without notice or without incurring obligations.



* Complete warranty details available from your local dealer or at www.daikincomfort.com. To receive the 12-Year Parts Limited Warranty, online registration must be completed within 60 days of installation. Online registration and some of the additional requirements are not required in California or Quebec.

DAIKIN PREMIUM AIR CLEANER DV15

Daikin Premium Air Cleaner

- » The new Daikin Premium Air Cleaner is a MERV 15 media filter that removes more than 85% of particles down to 0.3 microns
- » Pleated media filter removes over 98% of *Aspergillus fumigatus*, *Aspergillus versicolor*, and *Stachybotrys chartarum* from the airstream, three common mold spores that are found in homes
- » Pleated media filter removes over 99% of Ragweed, over 72% of Cat Dander, and over 73% of Dust Mites from the airstream, three common allergens that are found in homes Extra deep, 5¼" pleated filter constructed of cellulose-free, hydrophobic polyolefin fibers
- » Designed for multi-position horizontal or vertical installations
- » Magnetic door design ensures tool-less, easy access to filter components for quick and easy filter change
- » Filter design features a structured density gradient for sustained efficiency over the life of the filter
- » Filter has a tight cabinet fit ensuring negligible air bypass
- » Filter frame designed with dual pull tabs for easy removal
- » Fully gasketed door for proper air seal
- » Heavy duty, 20 gauge, post-forming painted, corrosion-resistant cabinet and door
- » All cabinet mounting holes are slotted and designed to lineup with original equipment flanges for time-saving installation
- » Filter should be changed once or twice a year based on conditions within the home



SPECIFICATIONS							
MODEL	DV15-2117-AB	DV15-2121-AC	DV15-2124-AD	DV15-2814-FA	DV15-2817-FB	DV15-2821-FC	DV15-2824-FD
Airflow	Up to 1200 cfm (2039 m³/h)	Up to 1600 cfm (2718 m³/h)	Up to 1800 cfm (3058 m³/h)*	Up to 1200 cfm (2039 m³/h)	Up to 1600 cfm (2718 m³/h)	Up to 2000 cfm (3398 m³/h)	Up to 2000 cfm (3398 m³/h)
Duct Size	21 x 17 in (53 x 43 cm)	21 x 21 in (53 x 53 cm)	21 x 24 in (53 x 61 cm)	28 x 14 in (71 x 36 cm)	28 x 17 in (71 x 43 cm)	28 x 21 in (71 x 53 cm)	28 x 24 in (71 x 61 cm)
Pressure Drop (Filter Only)	0.079 in. w.g. @ 600 cfm	0.103 in. w.g. @ 800 cfm	0.101 in. w.g. @ 900 cfm	0.078 in. w.g. @ 600 cfm	0.072 in. w.g. @ 800 cfm	0.086 in. w.g. @ 1000 cfm	0.062 in. w.g. @ 1000 cfm
	0.243 in. w.g. @ 1200 cfm	0.274 in. w.g. @ 1600 cfm	0.340 in. w.g. @ 1800 cfm	0.222 in. w.g. @ 1200 cfm	0.207 in. w.g. @ 1600 cfm	0.235 in. w.g. @ 2000 cfm	0.182 in. w.g. @ 2000 cfm
MERV Rating	15	15	15	15	15	15	15
	Recommended Furnace Riser			AMP-BSRB-2814	AMP-BSRB-2817	AMP-BSRB-2821	AMP-BSRB-2824

Notes:

1. Installation with units with ECM motors recommended.
2. For DV15-2121-AC and DV15-2124-AD with air flow >1600 cfm, use of two filters is recommended.
3. Furnace riser kits are recommended for: DV15-2814-FA, DV15-2817-FB, DV15-2821-FC, and DV15-2824-FD in side installation application

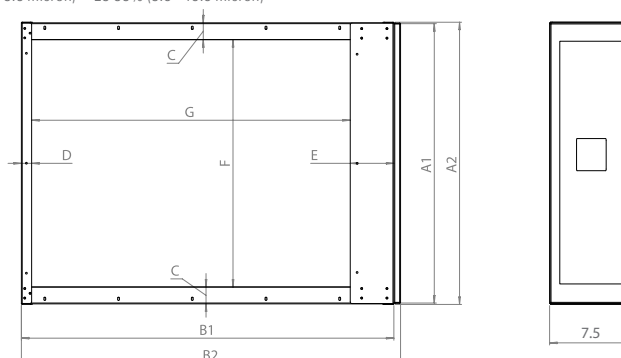
MERV Rating 15 - Minimum Filtration Efficiency @ 492 fpm • E1 85% (0.3 - 1.0 micron) • E2 90% (1.0 - 3.0 micron) • E3 95% (3.0 - 10.0 micron)

DIMENSIONS (IN)								
MODEL	A	B1	B2	C	D	E	F	G
DV15-2117-AB	17.5	21.5	22.7	1.4	0.8	1.3	14.7	19.4
DV15-2121-AC	21.0	21.5	22.7	1.4	0.8	1.3	18.2	19.4
DV15-2124-AD	24.5	21.5	22.7	1.4	0.8	1.3	21.7	19.4
DV15-2814-FA	14.0	28.5	29.7	0.8	0.8	3.8	12.5	23.9
DV15-2817-FB	17.5	28.5	29.7	0.8	0.8	3.8	16.0	23.9
DV15-2821-FC	21.0	28.5	29.7	0.8	0.8	3.8	19.5	23.9
DV15-2824-FD	24.5	28.5	29.7	0.8	0.8	3.8	23.0	23.9

Replacement Media Filters

AIR CLEANER MODEL #	REPLACEMENT FILTER PART #
DV15-2117-AB	0160M00013
DV15-2121-AC	0160M00014
DV15-2124-AD	0160M00015
DV15-2814-FA	0160M00016
DV15-2817-FB	0160M00017
DV15-2821-FC	0160M00018
DV15-2824-FD	0160M00019

Filter should be changed once or twice a year based on conditions within the home.



DX20VC

Air Conditioner

Up to 23 SEER

COMFORTABLE LIMITED WARRANTY* PROTECTION



* Complete warranty details available from your local dealer or at www.daikincomfort.com. To receive the 12-Year Unit Replacement Limited Warranty and 12-Year Parts Limited Warranty, online registration must be completed within 60 days of installation.

Additional requirements for annual maintenance are required for the Unit Replacement Limited Warranty. Online registration and some of the additional requirements are not required in California or Quebec.

Standard Features

- » *ComfortNet™* communicating system compatible
- » Daikin Inside variable-speed compressor
- » High-efficiency ECM indoor condenser fan motor
- » Refrigeration-grade premium 7mm copper tubing and aluminum fin condenser coil
- » Acoustically engineered sound control blanket for quiet operation
- » Daikin Inside Intelligence constantly monitors the system for trouble spots
- » Heavy-gauge galvanized steel cabinet with sound-control top
- » Baked enamel finish protects the system from the elements
- » AHRI certified; ETL listed

When properly matched and installed, your *ComfortNet™* compatible DX20VC Air Conditioner offers up to 24.5 SEER high-efficiency performance. The higher the SEER, the greater the efficiency — and the lower the operating cost compared to lower SEER units. In many applications, the efficiency of your DX20VC can be enhanced by using it in conjunction with a Daikin brand gas furnace that includes a variable-speed blower motor.



This unit features a powder-paint finish over heavy-gauge galvanized steel that provides premium durability and excellent UV protection.

Model	Cooling Capacity (tons)	Voltage-Phase	MCA	MOP	Dimensions			Service Valve		dBs ¹	Ship Weight (lbs)	ENERGY STAR® Certified*
					W"	D"	H"	Liquid"	Suction"			
DX20VC0241B*	2	208/230-1	15.2	20	35½	35½	38¼	¾	¾	59 / 66 / 71	228	YES
DX20VC0361B*	3	208/230-1	20.6	25	35½	35½	38¼	¾	¾	63 / 66 / 74	236	YES
DX20VC0481B*	4	208/230-1	30.1	35	35½	35½	41¼	¾	¾	64 / 70 / 75	288	YES
DX20VC0601B*	5	208/230-1	31.1	35	35½	35½	41¼	¾	¾	57 / 65 / 75	330	YES

¹ Minimum / Intermediate / Maximum Sound levels

The manufacturing entity reserves the right to discontinue, or change at any time, specifications or designs without notice or without incurring obligations.



Products that are recognized as the Most Efficient of **ENERGY STAR®** in 2018 prevent greenhouse gas emissions by meeting rigorous energy efficiency performance levels set by the U.S. Environmental Protection Agency.

Proper sizing and installation of equipment is critical to achieve optimal performance. Split system air conditioners and heat pumps must be matched with appropriate coil components to meet **ENERGY STAR** criteria. Ask your contractor for details or visit www.energystar.gov.

COMFORTABLE LIMITED WARRANTY* PROTECTION



* Complete warranty details available from your local dealer or at www.daikincomfort.com. To receive the 12-Year Unit Replacement Limited Warranty and 12-Year Parts Limited Warranty, online registration must be completed within 60 days of installation.

Additional requirements for annual maintenance are required for the Unit Replacement Limited Warranty. Online registration and some of the additional requirements are not required in California or Quebec.

DX18TC

Air Conditioner

Up to 19 SEER

Standard Features

- » *ComfortNet™* communicating system compatible
- » High-efficiency two-stage scroll compressor
- » High-efficiency ECM indoor condenser fan motor
- » Copper tube / aluminum fin condenser coil
- » Factory-installed in-line filter drier
- » Acoustically engineered sound control blanket for quiet operation
- » Copeland® CoreSense advanced diagnostics monitors the system for trouble spots
- » Heavy-gauge galvanized steel cabinet with sound-control top
- » Baked enamel finish protects the system from the elements
- » AHRI certified; ETL listed

When properly matched and installed, your *ComfortNet™* compatible DX18TC Air Conditioner offers up to 19 SEER high-efficiency performance. The higher the SEER, the greater the efficiency — and the lower the operating cost compared to lower SEER units. In many applications, the efficiency of your DX18TC can be enhanced by using it in conjunction with a Daikin brand gas furnace that includes a variable-speed blower motor.

This unit features a powder-paint finish over heavy-gauge galvanized steel that provides premium durability and excellent UV protection.



Model	Cooling Capacity (tons)	Voltage-Phase	MCA	MOP	Dimensions			Service Valve		dBs ¹	Ship Weight (lbs)	ENERGY STAR® Certified*	ENERGY STAR® Most Efficient 2018 [†]
					W"	D"	H"	Liquid"	Suction"				
DX18TC0241B*	2	208/230-1	15.3	25	35¾	35¾	40	¾	¾	71	236	YES	YES
DX18TC0361B*	3	208/230-1	21.3	35	35¾	35¾	40	¾	¾	71	238	YES	YES
DX18TC0481B*	4	208/230-1	28.3	45	35¾	35¾	42¼	¾	¾	74	298	YES	YES
DX18TC0601B*	5	208/230-1	31.4	50	35¾	35¾	42¼	¾	¾	74	326	YES	NO

¹ Minimum / Intermediate / Maximum Sound levels

The manufacturing entity reserves the right to discontinue, or change at any time, specifications or designs without notice or without incurring obligations.



Products that are recognized as the Most Efficient of **ENERGY STAR®** in 2018 prevent greenhouse gas emissions by meeting rigorous energy efficiency performance levels set by the U.S. Environmental Protection Agency.

* Proper sizing and installation of equipment is critical to achieve optimal performance. Split system air conditioners and heat pumps must be matched with appropriate coil components to meet **ENERGY STAR** criteria. Ask your contractor for details or visit www.energystar.gov.

DX16TC

Air Conditioner

Up to 17 SEER

COMFORTABLE LIMITED WARRANTY* PROTECTION



* Complete warranty details available from your local dealer or at www.daikincomfort.com. To receive the 12-Year Unit Replacement Limited Warranty and 12-Year Parts Limited Warranty, online registration must be completed within 60 days of installation.

Additional requirements for annual maintenance are required for the Unit Replacement Limited Warranty. Online registration and some of the additional requirements are not required in California or Quebec.

Standard Features

- » ComfortNet™ communicating system compatible
- » High-efficiency two-stage scroll compressor
- » High-efficiency ECM indoor condenser fan motor
- » Copper tube / aluminum fin condenser coil
- » Factory-installed in-line filter drier
- » Acoustically engineered sound control blanket for quiet operation
- » Copeland® CoreSense advanced diagnostics monitors the system for trouble spots
- » Heavy-gauge galvanized steel cabinet with sound-control top
- » Baked enamel finish protects the system from the elements
- » AHRI certified; ETL listed

When properly matched and installed, your DX16TC Air Conditioner offers up to 16 SEER high-efficiency performance. The higher the SEER, the greater the efficiency — and the lower the operating cost compared to lower SEER units. In many applications, the efficiency of your DX16TC can be enhanced by using it in conjunction with a Daikin brand gas furnace that includes a variable-speed blower motor.



This unit features a powder-paint finish over heavy-gauge galvanized steel that provides premium durability and excellent UV protection.

Model	Cooling Capacity (tons)	Voltage-Phase	MCA	MOP	Dimensions			Service Valve		dBs ¹	Ship Weight (lbs)	ENERGY STAR® Certified*
					W"	D"	H"	Liquid"	Suction"			
DX16TC0241C*	2	208/230-1	15.7	20	29¼	29¼	32½	¾	¾	71	197	YES
DX16TC0361C*	3	208/230-1	20.0	35	35¼	35¼	36½	¾	¾	71	223	YES
DX16TC0481C*	4	208/230-1	27.7	45	35¼	35¼	37	¾	¾	72	285	YES
DX16TC0601C*	5	208/230-1	37.2	60	35¼	35¼	42¼	¾	¾	74	326	NO

¹ Minimum / Intermediate / Maximum Sound levels

The manufacturing entity reserves the right to discontinue, or change at any time, specifications or designs without notice or without incurring obligations.



* Proper sizing and installation of equipment is critical to achieve optimal performance. Split system air conditioners and heat pumps must be matched with appropriate coil components to meet **ENERGY STAR®** criteria. Ask your contractor for details or visit www.energystar.gov.

COMFORTABLE LIMITED WARRANTY* PROTECTION



* Complete warranty details available from your local dealer or at www.daikincomfort.com. To receive the 6-Year Unit Replacement Limited Warranty and 12-Year Parts Limited Warranty, online registration must be completed within 60 days of installation.

Additional requirements for annual maintenance are required for the Unit Replacement Limited Warranty. Online registration and some of the additional requirements are not required in California or Quebec.

DX16SA

Air Conditioner

Up to 16 SEER

Standard Features

- » High-efficiency scroll compressor
- » Single-speed condenser fan motor
- » 5 mm refrigeration-grade premium copper tubing and aluminum fin condenser coil
- » Factory-installed in-line filter drier
- » Acoustically engineered sound control blanket for quiet operation
- » Copeland® CoreSense advanced diagnostics monitors the system for trouble spots
- » Heavy-gauge galvanized steel cabinet with sound-control top
- » Baked enamel finish protects the system from the elements
- » AHRI certified; ETL listed

When properly matched and installed, your DX16SA Air Conditioner offers up to 16 SEER high-efficiency performance. The higher the SEER, the greater the efficiency — and the lower the operating cost compared to lower SEER units. In many applications, the efficiency of your DX16SA can be enhanced by using it in conjunction with a Daikin brand gas furnace.

This unit features a powder-paint finish over heavy-gauge galvanized steel that provides premium durability and excellent UV protection.



Model	Cooling Capacity (tons)	Voltage-Phase	MCA	MOP	Dimensions			Service Valve		dBs	Ship Weight (lbs)	ENERGY STAR® Certified*
					W"	D"	H"	Liquid"	Suction"			
DX16SA0181A*	1.5	208/230-1	12.2	20	29	29	32¼	¾	¾	71.5	163	YES
DX16SA0241A*	2	208/230-1	17.8	30	29	29	32¼	¾	¾	71.5	160	YES
DX16SA0301A*	2.5	208/230-1	17.0	25	29	29	36¼	¾	¾	71.5	167	YES
DX16SA0311A*	2.5	208/230-1	17.0	25	29	29	38¼	¾	¾	71.5	179	YES
DX16SA0361A*	3	208/230-1	18.6	30	29	29	38¼	¾	¾	71.5	180	YES
DX16SA0371A*	3	208/230-1	20.2	35	29	29	38¼	¾	¾	73	204	YES
DX16SA0421A*	3	208/230-1	23.3	40	35½	35½	36¼	¾	¾	73	228	YES
DX16SA0481A*	4	208/230-1	23.7	40	35½	35½	40	¾	¾	73	241	YES
DX16SA0601A*	5	208/230-1	28.3	50	35½	35½	38¼	¾	¾	73	301	YES
DX16SA0611A*	5	208/230-1	32.6	50	35½	35½	40	¾	¾	73	314	NO

The manufacturing entity reserves the right to discontinue, or change at any time, specifications or designs without notice or without incurring obligations.



* Proper sizing and installation of equipment is critical to achieve optimal performance. Split system air conditioners and heat pumps must be matched with appropriate coil components to meet **ENERGY STAR®** criteria. Ask your contractor for details or visit www.energystar.gov.

DX14SA

Air Conditioner

Up to 15 SEER

COMFORTABLE LIMITED WARRANTY* PROTECTION



* Complete warranty details available from your local dealer or at www.daikincomfort.com. To receive the 6-Year Unit Replacement Limited Warranty and 12-Year Parts Limited Warranty, online registration must be completed within 60 days of installation.

Additional requirements for annual maintenance are required for the Unit Replacement Limited Warranty. Online registration and some of the additional requirements are not required in California or Quebec.

Standard Features

- » Single-speed condenser fan motor
- » 5 mm refrigeration-grade premium copper tubing and aluminum fin condenser coil
- » Factory-installed in-line filter drier
- » Acoustically engineered sound control blanket for quiet operation
- » Copeland® CoreSense advanced diagnostics monitors the system for trouble spots
- » Heavy-gauge galvanized steel cabinet with sound-control top
- » Baked enamel finish protects the system from the elements
- » AHRI certified; ETL listed

When properly matched and installed, your DX14SA Air Conditioner offers up to 15 SEER energy-efficient performance. The higher the SEER, the greater the efficiency — and the lower the operating cost compared to lower SEER units. In many applications, the efficiency of your DX14SA can be enhanced by using it in conjunction with a Daikin brand gas furnace.



This unit features a powder-paint finish over heavy-gauge galvanized steel that provides premium durability and excellent UV protection.

Model	Cooling Capacity (tons)	Voltage-Phase	MCA	MOP	Dimensions			Service Valve		dBs	Ship Weight (lbs)
					W"	D"	H"	Liquid"	Suction"		
DX14SA018/191A*	1½	208/230-1	12.0	20	26	26	27½	¾	¾	70	146
DX14SA024/251A*	2	208/230-1	17.6	30	26	26	27½	¾	¾	71	153
DX14SA024/251B*	2	208/230-1	17.6	30	26	26	32½	¾	¾"	71	153
DX14SA030/311A*	2½	208/230-1	17.0	25	29	29	32½	¾	¾	71	180
DX14SA036/371A*	3	208/230-1	18.6	30	29	29	32½	¾	¾	72	180
DX14SA042/431A*	3½	208/230-1	21.8	35	29	29	36¼	¾	¾	73	207
DX14SA0481A*	4	208/230-1	26.2	45	35½	35½	36¼	¾	¾	73	242
DX14SA0601A*	5	208/230-1	32.6	50	35½	35½	38¼	¾	¾	74	280

The manufacturing entity reserves the right to discontinue, or change at any time, specifications or designs without notice or without incurring obligations.

COMFORTABLE LIMITED WARRANTY* PROTECTION



* Complete warranty details available from your local dealer or at www.daikincomfort.com. To receive the 12-Year Parts Limited Warranty, online registration must be completed within 60 days of installation. Online registration and some of the additional requirements are not required in California or Quebec.

DX14SN

Air Conditioner

Up to 15 SEER

Standard Features

- » Energy-efficient compressor
- » Single-speed condenser fan motor
- » 5 mm refrigeration-grade premium copper tubing and aluminum fin condenser coil
- » Factory-installed in-line filter drier
- » Heavy-gauge galvanized steel cabinet with sound-control top
- » Baked enamel finish protects the system from the elements
- » AHRI certified; ETL listed

When properly matched and installed, your DX14SN Air Conditioner offers 15 SEER energy-efficient performance. In many applications, the efficiency of your DX14SN can be enhanced by using it in conjunction with a Daikin brand gas furnace.

This unit features a powder-paint finish over heavy-gauge galvanized steel that provides premium durability and excellent UV protection.



Model	Cooling Capacity (tons)	Voltage-Phase	MCA	MOP	Dimensions			Service Valve		dBs	Ship Weight (lbs)
					W"	D"	H"	Liquid"	Suction"		
DX14SN018A*	1½	208/230-1	12.0	20	26	26	27½	¾	¾	71	146
DX14SN018B*	1½	208/230-1	8.2	15	26	26	27½	¾	¾	72	141
DX14SN0191A*	1½	208/230-1	12.0	20	26	26	27½	¾	¾	71	146
DX14SN0241A*	2	208/230-1	14.2	25	26	26	27½	¾	¾	71	146
DX14SN0241B*	2	208/230-1	10.3	15	26	26	27½	¾	¾"	74	141
DX14SN0251B*	2	208/230-1	17.6	30	26	26	32½	¾	¾	71	153
DX14SN030/311A*	2½	208/230-1	17.0	25	29	29	32½	¾	¾	72	180
DX14SN036/371A*	3	208/230-1	18.6	30	29	29	32½	¾	¾	73	180
DX14SN042/431A*	3½	208/230-1	21.8	35	29	29	36¼	¾	¾	73	207
DX14SN0481A*	4	208/230-1	26.2	45	35½	35½	36¼	¾	¾	74	242
DX14SN0601A*	5	208/230-1	32.6	50	35½	35½	38¼	¾	¾	75	314

The manufacturing entity reserves the right to discontinue, or change at any time, specifications or designs without notice or without incurring obligations.

UNITARY PRODUCTS

DX13SA

Air Conditioner

Up to 14 SEER

COMFORTABLE LIMITED WARRANTY* PROTECTION



* Complete warranty details available from your local dealer or at www.daikincomfort.com. To receive the 6-Year Unit Replacement Limited Warranty and 12-Year Parts Limited Warranty, online registration must be completed within 60 days of installation.

Additional requirements for annual maintenance are required for the Unit Replacement Limited Warranty. Online registration and some of the additional requirements are not required in California or Quebec.

Standard Features

- » Energy-efficient scroll compressor
- » Single-speed condenser fan motor
- » 5 mm refrigeration-grade premium copper tubing and aluminum fin condenser coil
- » Factory-installed in-line filter drier
- » Acoustically engineered sound control blanket for quiet operation
- » Copeland® CoreSense advanced diagnostics monitors the system for trouble spots
- » Heavy-gauge galvanized steel cabinet with sound-control top
- » Baked enamel finish protects the system from the elements
- » AHRI certified; ETL listed

When properly matched and installed, your DX14SA Air Conditioner offers up to 15 SEER energy-efficient performance. The higher the SEER, the greater the efficiency — and the lower the operating cost compared to lower SEER units. In many applications, the efficiency of your DX14SA can be enhanced by using it in conjunction with a Daikin brand gas furnace.



This unit features a powder-paint finish over heavy-gauge galvanized steel that provides premium durability and excellent UV protection.

Model	Cooling Capacity (tons)	Voltage-Phase	MCA	MOP	Dimensions			Service Valve		dBs	Ship Weight (lbs)
					W"	D"	H"	Liquid"	Suction"		
DX13SA0181A*	1½	208/230-1	12.0	20	26	26	27½	¾	¾	71	117
DX13SA0241A*	2	208/230-1	17.6	30	26	26	27½	¾	¾	71	128
DX13SA0301A*	2½	208/230-1	16.7	25	26	26	27½	¾	¾	72	132
DX13SA0361A*	3	208/230-1	18.8	30	26	26	27½	¾	¾	74	135
DX13SA0421A*	3½	208/230-1	23.7	40	29	29	36¼	¾	¾	74	189
DX13SA0481A*	4	208/230-1	26.2	45	29	29	36¼	¾	¾	74	193
DX13SA0601A*	5	208/230-1	32.6	50	29	29	40	¾	¾	77	202
DX13SA0611A*	5	208/230-1	34.3	60	35½	35½	38¼	¾	¾	72	233

The manufacturing entity reserves the right to discontinue, or change at any time, specifications or designs without notice or without incurring obligations. This product may not be sold in the Southeast, Southwest, or Hawaii as of Jan. 1, 2015.

COMFORTABLE LIMITED WARRANTY* PROTECTION



* Complete warranty details available from your local dealer or at www.daikincomfort.com. To receive the 12-Year Parts Limited Warranty, online registration must be completed within 60 days of installation. Online registration and some of the additional requirements are not required in California or Quebec.

DX13SN

Air Conditioner

Up to 14 SEER

Standard Features

- » Single-speed condenser fan motor
- » 5 mm refrigeration-grade premium copper tubing and aluminum fin condenser coil
- » Factory-installed in-line filter drier
- » Acoustically engineered sound control blanket for quiet operation
- » Heavy-gauge galvanized steel cabinet with sound-control top
- » Baked enamel finish protects the system from the elements
- » AHRI certified; ETL listed

When properly matched and installed, your DX13SN Air Conditioner offers 14 SEER energy-efficient performance. In many applications, the efficiency of your DX14SN can be enhanced by using it in conjunction with a Daikin brand gas furnace.

This unit features a powder-paint finish over heavy-gauge galvanized steel that provides premium durability and excellent UV protection.



Model	Cooling Capacity (tons)	Voltage-Phase	MCA	MOP	Dimensions			Service Valve		dBs	Ship Weight (lbs)
					W"	D"	H"	Liquid"	Suction"		
DX13SN0181A*	1½	208/230-1	12.0	20	26	26	27½	¾	¾	75	117
DX13SN0241A*	2	208/230-1	17.6	30	26	26	27½	¾	¾	71	120
DX13SN0241B*	2	208/230-1	10.3	15	26	26	27½	¾	¾	75	120
DX13SN0301A*	2½	208/230-1	16.7	25	26	26	27½	¾	¾	73	132
DX13SN0361A*	3	208/230-1	18.8	30	26	26	27½	¾	¾	74	135
DX13SN0421A*	3½	208/230-1	23.6	40	29	29	36¼	¾	7/8	75	189
DX13SN0481A*	4	208/230-1	26.1	45	29	29	36¼	¾	7/8	76	193
DX13SN0601A*	5	208/230-1	32.5	50	29	29	40	¾	7/8	77	202
DX13SN0611A*	5	208/230-1	34.3	60	35½	35½	38¼	¾	7/8	77	233

The manufacturing entity reserves the right to discontinue, or change at any time, specifications or designs without notice or without incurring obligations. This product may not be sold in the Southeast, Southwest, or Hawaii as of Jan. 1, 2015.

UNITARY PRODUCTS

DZ20VC

Heat Pump

Up to 21 SEER | 10.0 HSPF

COMFORTABLE LIMITED WARRANTY* PROTECTION



* Complete warranty details available from your local dealer or at www.daikincomfort.com. To receive the 12-Year Unit Replacement Limited Warranty and 12-Year Parts Limited Warranty, online registration must be completed within 60 days of installation.

Additional requirements for annual maintenance are required for the Unit Replacement Limited Warranty. Online registration and some of the additional requirements are not required in California or Quebec.

Standard Features

- » *ComfortNet™* communicating system compatible
- » Daikin Inside variable-speed compressor
- » High-efficiency ECM indoor condenser fan motor
- » Refrigeration-grade premium 7mm copper tubing and aluminum fin condenser coil
- » Daikin Inside Intelligence constantly monitor the system for trouble spots
- » Acoustically engineered high-density sound control blanket for quiet operation
- » Heavy-gauge galvanized steel cabinet with sound-control top
- » Baked enamel finish protects the system from the elements
- » AHRI certified; ETL listed

When properly matched and installed, your *ComfortNet™* compatible DZ20VC Variable-Speed Heat Pump offers up to 21 SEER high-efficiency performance. The higher the SEER, the greater the efficiency — and the lower the operating cost compared to lower SEER units. In many applications, the efficiency of your DZ20VC can be enhanced by using it in conjunction with a Daikin brand gas furnace or air handler that includes a variable-speed blower motor.



This unit features a powder-paint finish over heavy-gauge galvanized steel that provides premium durability and excellent UV protection.

Model	Nominal Capacities (tons)	Voltage-Phase	MCA	MOP	Dimensions			Service Valve		dBS ¹	Ship Weight (lbs)	ENERGY STAR® Certified*
					W "	D "	H "	Liquid "	Suction "			
DZ20VC0241B*	2	208/230-1	15.2	20	35½	35½	38¼	¾	¾	58 / 61 / 68	240	YES
DZ20VC0361B*	3	208/230-1	29.8	30	35½	35½	41¼	¾	¾	56 / 64 / 74	305	YES
DZ20VC0481B*	4	208/230-1	29.8	30	35½	35½	41¼	¾	¾	56 / 64 / 74	305	YES
DZ20VC0601B*	5	208/230-1	31.1	35	35½	35½	41¼	¾	¾	56 / 61 / 74	365	YES

¹ Minimum / Intermediate / Maximum Sound levels

The manufacturing entity reserves the right to discontinue, or change at any time, specifications or designs without notice or without incurring obligations.



Products that are recognized as the Most Efficient of **ENERGY STAR®** in 2018 prevent greenhouse gas emissions by meeting rigorous energy efficiency performance levels set by the U.S. Environmental Protection Agency.

Proper sizing and installation of equipment is critical to achieve optimal performance. Split system air conditioners and heat pumps must be matched with appropriate coil components to meet **ENERGY STAR** criteria. Ask your contractor for details or visit www.energystar.gov.

COMFORTABLE LIMITED WARRANTY* PROTECTION



* Complete warranty details available from your local dealer or at www.daikincomfort.com. To receive the 12-Year Unit Replacement Limited Warranty and 12-Year Parts Limited Warranty, online registration must be completed within 60 days of installation.

Additional requirements for annual maintenance are required for the Unit Replacement Limited Warranty. Online registration and some of the additional requirements are not required in California or Quebec.

DZ18VC

Heat Pump

Up to 19 SEER | 10.0 HSPF

Standard Features

- » *ComfortNet™* communicating system compatible
- » Daikin Inside variable-speed swing compressor
- » Quiet, three-speed condenser fan motor
- » Refrigeration-grade premium 7mm copper tubing and aluminum fin condenser coil
- » Daikin Inside Intelligence constantly monitor the system for trouble spots
- » Acoustically engineered high-density sound control blanket for quiet operation
- » Heavy-gauge galvanized steel cabinet with sound-control top
- » Baked enamel finish protects the system from the elements
- » AHRI certified; ETL listed

When properly matched and installed, your *ComfortNet™* compatible DZ18VC Variable-Speed Heat Pump offers up to 19 SEER high-efficiency performance. The higher the SEER, the greater the efficiency — and the lower the operating cost compared to lower SEER units. In many applications, the efficiency of your DZ18VC can be enhanced by using it in conjunction with a Daikin brand air handler that includes a variable-speed blower motor.



This unit features a powder-paint finish over heavy-gauge galvanized steel that provides premium durability and excellent UV protection.

Model	Nominal Capacities (tons)	Voltage-Phase	MCA	MOP	Dimensions			Service Valve		dBs ¹	Ship Weight (lbs)
					W "	D "	H "	Liquid "	Suction "		
DZ18VC0241A*	2	208/230-1	13.6	15	29	29	38¼	¾	¾	56 / 58 / 70	175
DZ18VC0361A*	3	208/230-1	20.7	25	29	29	38¼	¾	¾	60 / 61 / 68	205
DZ18VC0481A*	4	208/230-1	28.6	30	35½	35½	38¼	¾	¾	63 / 64 / 72	220
DZ18VC0601A*	5	208/230-1	32.9	35	35½	35½	41¼	¾	¾	71 / 71 / 77	220

¹ Minimum / Intermediate / Maximum Sound levels

The manufacturing entity reserves the right to discontinue, or change at any time, specifications or designs without notice or without incurring obligations.



UNITARY PRODUCTS

DZ18TC

Heat Pump

Up to 19 SEER | 10.0 HSPF

COMFORTABLE LIMITED WARRANTY* PROTECTION



* Complete warranty details available from your local dealer or at www.daikincomfort.com. To receive the 12-Year Unit Replacement Limited Warranty and 12-Year Parts Limited Warranty, online registration must be completed within 60 days of installation.

Additional requirements for annual maintenance are required for the Unit Replacement Limited Warranty. Online registration and some of the additional requirements are not required in California or Quebec.

Standard Features

- » ComfortNet™ communicating system compatible
- » High-efficiency, two-speed scroll compressor
- » Copeland® CoreSense advanced diagnostics monitors the system for trouble spots
- » Refrigeration-grade premium copper tubing and aluminum fin condenser coil
- » Acoustically engineered high-density sound control blanket for quiet operation
- » Specialized time-delay defrost technology
- » Factory-installed in-line filter drier
- » Factory-installed heater band and accumulator
- » Heavy-gauge galvanized steel cabinet with sound-control top
- » Baked enamel finish protects the system from the elements
- » AHRI certified; ETL listed

When properly matched and installed, your ComfortNet™ compatible DZ18TC Heat Pump offers up to 18 SEER high-efficiency performance. The higher the SEER, the greater the efficiency — and the lower the operating cost compared to lower SEER units.

In many applications, the efficiency of your DZ18TC can be enhanced by using it in conjunction with a Daikin brand gas furnace or air handler that includes a variable-speed blower motor.

This unit features a powder-paint finish over heavy-gauge galvanized steel that provides premium durability and excellent UV protection.



Model	Nominal Capacities (tons)	Voltage-Phase	MCA	MOP	Dimensions			Service Valve		dBs	Ship Weight (lbs)	ENERGY STAR® Certified*
					W "	D "	H "	Liquid "	Suction "			
DZ18TC0241C*	2	208/230-1	15.3	25	35½	35½	40	¾	¾	68	250	YES
DZ18TC0361C*	3	208/230-1	21.9	35	35½	35½	38¼	¾	¾	72	268	YES
DZ18TC0481C*	4	208/230-1	29.3	50	35½	35½	38¼	¾	1½	73	330	YES
DZ18TC0601C*	5	208/230-1	38.8	60	35½	35½	38¼	¾	1½	75	336	YES

The manufacturing entity reserves the right to discontinue, or change at any time, specifications or designs without notice or without incurring obligations.



* Proper sizing and installation of equipment is critical to achieve optimal performance. Split system air conditioners and heat pumps must be matched with appropriate coil components to meet ENERGY STAR® criteria. Ask your contractor for details or visit www.energystar.gov.

COMFORTABLE LIMITED WARRANTY* PROTECTION



* Complete warranty details available from your local dealer or at www.daikincomfort.com. To receive the 12-Year Unit Replacement Limited Warranty and 12-Year Parts Limited Warranty, online registration must be completed within 60 days of installation.

Additional requirements for annual maintenance are required for the Unit Replacement Limited Warranty. Online registration and some of the additional requirements are not required in California or Quebec.

DZ16TC

Heat Pump

Up to 17 SEER | 9.5 HSPF

Standard Features

- » *ComfortNet™* communicating system compatible
- » High-efficiency, two-stage scroll compressor
- » Copeland® CoreSense advanced diagnostics monitors the system for trouble spots
- » Refrigeration-grade premium copper tubing and aluminum fin condenser coil
- » Acoustically engineered sound control blanket for quiet operation
- » Specialized time-delay defrost technology
- » Factory-installed in-line filter drier
- » Factory-installed heater band and accumulator
- » Heavy-gauge galvanized steel cabinet with sound-control top
- » Baked enamel finish protects the system from the elements
- » AHRI certified; ETL listed

When properly matched and installed, your *ComfortNet™* compatible DZ16TC Heat Pump offers up to 17 SEER high-efficiency performance. The higher the SEER, the greater the efficiency — and the lower the operating cost compared to lower SEER units. In many applications, the efficiency of your DZ16TC can be enhanced by using it in conjunction with a Daikin brand gas furnace or air handler that includes a variable-speed blower motor.



This unit features a powder-paint finish over heavy-gauge galvanized steel that provides premium durability and excellent UV protection.

Model	Nominal Capacities (tons)	Voltage-Phase	MCA	MOP	Dimensions			Service Valve		dBs	Ship Weight (lbs)	ENERGY STAR® Certified*
					W "	D "	H "	Liquid "	Suction "			
DZ16TC0241C*	2	208/230-1	13.5	20	35½	35½	34⅝	¾	¾	73	240	YES
DZ16TC0361C*	3	208/230-1	19.5	30	35½	35½	40	¾	¾	73	266	YES
DZ16TC0481C*	4	208/230-1	26.5	45	35½	35½	34⅝	¾	¾	75	316	YES
DZ16TC0601C*	5	208/230-1	31.4	50	35½	35½	40	¾	¾	75	339	YES

The manufacturing entity reserves the right to discontinue, or change at any time, specifications or designs without notice or without incurring obligations.



* Proper sizing and installation of equipment is critical to achieve optimal performance. Split system air conditioners and heat pumps must be matched with appropriate coil components to meet **ENERGY STAR®** criteria. Ask your contractor for details or visit www.energystar.gov.

UNITARY PRODUCTS

DZ16SA

Heat Pump

Up to 16 SEER | 9.5 HSPF

COMFORTABLE LIMITED WARRANTY* PROTECTION



* Complete warranty details available from your local dealer or at www.daikincomfort.com. To receive the 6-Year Unit Replacement Limited Warranty and 12-Year Parts Limited Warranty, online registration must be completed within 60 days of installation.

Additional requirements for annual maintenance are required for the Unit Replacement Limited Warranty. Online registration and some of the additional requirements are not required in California or Quebec.

Standard Features

- » Copeland® CoreSense advanced diagnostics monitors the system for trouble spots
- » Refrigeration-grade premium copper tubing and aluminum fin condenser coil
- » Acoustically engineered sound control blanket for quiet operation
- » Specialized time-delay defrost technology
- » Factory-installed in-line filter drier
- » Factory-installed heater band and accumulator
- » Heavy-gauge galvanized steel cabinet with sound-control top
- » Baked enamel finish protects the system from the elements
- » AHRI certified; ETL listed

When properly matched and installed, your DZ16SA Heat Pump offers up to 16 SEER high-efficiency performance. The higher the SEER, the greater the efficiency — and the lower the operating cost compared to lower SEER units. In many applications, the efficiency of your DZ16SA can be enhanced by using it in conjunction with a Daikin brand gas furnace or air handler that includes a variable-speed blower motor.



This unit features a powder-paint finish over heavy-gauge galvanized steel that provides premium durability and excellent UV protection.

Model	Nominal Capacities (tons)	Voltage-Phase	MCA	MOP	Dimensions			Service Valve		dBs	Ship Weight (lbs)	ENERGY STAR® Certified*
					W"	D"	H"	Liquid"	Suction"			
DZ16SA0181B*	1½	208/230-1	12.2	20	29	29	36¾	¾	¾	71	189	YES
DZ16SA0241B*	2	208/230-1	14.7	25	35½	35½	34¾	¾	¾	74	200	YES
DZ16SA0301B*	2½	208/230-1	18.0	30	35½	35½	34¾	¾	¾	74	206	YES
DZ16SA0361B*	3	208/230-1	18.9	30	35½	35½	40	¾	¾	72	240	YES
DZ16SA0421B*	3½	208/230-1	22.1	35	29	29	36¾	¾	¾	72	237	YES
DZ16SA0481B*	4	208/230-1	26.2	45	35½	35½	34¾	¾	¾	73	270	YES
DZ16SA0601B*	5	208/230-1	37	60	35½	35½	40	¾	¾	75	326	YES

The manufacturing entity reserves the right to discontinue, or change at any time, specifications or designs without notice or without incurring obligations.



* Proper sizing and installation of equipment is critical to achieve optimal performance. Split system air conditioners and heat pumps must be matched with appropriate coil components to meet **ENERGY STAR®** criteria. Ask your contractor for details or visit www.energystar.gov.

COMFORTABLE LIMITED WARRANTY* PROTECTION



* Complete warranty details available from your local dealer or at www.daikincomfort.com. To receive the 6-Year Unit Replacement Limited Warranty and 12-Year Parts Limited Warranty, online registration must be completed within 60 days of installation.

Additional requirements for annual maintenance are required for the Unit Replacement Limited Warranty. Online registration and some of the additional requirements are not required in California or Quebec.

DZ14SA

Heat Pump

Up to 15 SEER | 9.0 HSPF

Standard Features

- » Energy-efficient scroll compressor
- » Copeland® CoreSense advanced diagnostics monitors the system for trouble spots
- » Refrigeration-grade premium copper tubing and aluminum fin condenser coil
- » Acoustically engineered sound control blanket for quiet operation
- » Specialized time-delay defrost technology
- » Factory-installed in-line filter drier
- » Factory-installed heater band and accumulator
- » Single-speed condenser fan motor
- » Heavy-gauge galvanized steel cabinet with sound-control top
- » Baked enamel finish protects the system from the elements
- » AHRI certified; ETL listed

When properly matched and installed, your DZ14SA Heat Pump offers up to 15 SEER high-efficiency performance. The higher the SEER, the greater the efficiency — and the lower the operating cost compared to lower SEER units. In many applications, the efficiency of your DZ14SA can be enhanced by using it in conjunction with a Daikin brand gas furnace or air handler.



This unit features a powder-paint finish over heavy-gauge galvanized steel that provides premium durability and excellent UV protection.

Model	Nominal Capacities (tons)	Voltage-Phase	MCA	MOP	Dimensions			Service Valve		dBs	Ship Weight (lbs)	ENERGY STAR® Certified*
					W"	D"	H"	Liquid"	Suction"			
DZ14SA0181K*	1½	208/230-1	12.2	20	29	29	34½	¾	¾	71	154	YES
DZ14SA0241K*	2	208/230-1	14.6	25	29	29	34½	¾	¾	71	154	YES
DZ14SA0301K*	2½	208/230-1	17.8	30	29	29	36¼	¾	¾	73	182	YES
DZ14SA0361K*	3	208/230-1	20.2	35	29	29	36¼	¾	¾	73	184	YES
DZ14SA0421K*	3½	208/230-1	22.0	35	35½	35½	39¾	¾	¾	74	207	YES
DZ14SA0481K*	4	208/230-1	24.4	40	29	29	36¼	¾	¾	74	237	YES
DZ14SA0491K*	5	208/230-1	26.4	45	35½	35½	34½	¾	¾	75	288	NO
DZ14SA0601K*	5	208/230-1	34.3	60	35½	35½	34½	¾	¾	75	292	NO

The manufacturing entity reserves the right to discontinue, or change at any time, specifications or designs without notice or without incurring obligations.



* Proper sizing and installation of equipment is critical to achieve optimal performance. Split system air conditioners and heat pumps must be matched with appropriate coil components to meet **ENERGY STAR®** criteria. Ask your contractor for details or visit www.energystar.gov.

DZ14SN

Heat Pump

Up to 15 SEER | 9.0 HSPF

COMFORTABLE LIMITED WARRANTY* PROTECTION



* Complete warranty details available from your local dealer or at www.daikincomfort.com. To receive the 12-Year Parts Limited Warranty, online registration must be completed within 60 days of installation. Online registration is not required in California or Quebec.

Standard Features

- » Energy-efficient compressor
- » Refrigeration-grade premium copper tubing and aluminum fin condenser coil
- » Time-delay defrost technology
- » Factory-installed in-line filter drier
- » Factory-installed heater band and accumulator
- » Quiet condenser fan motor
- » Heavy-gauge galvanized steel cabinet with sound-control top
- » Baked enamel finish protects the system from the elements
- » AHRI certified; ETL listed

When properly matched and installed, your DZ14SN Heat Pump offers up to 15 SEER high-efficiency performance. The higher the SEER, the greater the efficiency — and the lower the operating cost compared to lower SEER units. In many applications, the efficiency of your DZ14SN can be enhanced by using it in conjunction with a Daikin brand gas furnace or air handler.



This unit features a powder-paint finish over heavy-gauge galvanized steel that provides premium durability and excellent UV protection.

Model	Nominal Capacities (tons)	Voltage- Phase	MCA	MOP	Dimensions			Service Valve		dBs	Ship Weight (lbs)
					W "	D "	H "	Liquid "	Suction "		
DZ14SN0181A*	1½	208/230-1	12.2	20	29	29	34½	¾	¾	72	154
DZ14SN0241A*	2	208/230-1	14.6	25	29	29	34½	¾	¾	72	154
DZ14SN0301A*	2½	208/230-1	17.8	30	29	29	36¼	¾	¾	74	182
DZ14SN0361A*	3	208/230-1	20.2	35	29	29	36¼	¾	¾	74	184
DZ14SN0421A*	3½	208/230-1	22.0	35	35½	35½	39¾	¾	¾	75	207
DZ14SN0481A*	4	208/230-1	24.4	40	29	29	36¼	¾	¾	75	237
DZ14SN0491A*	5	208/230-1	26.0	45	35½	35½	34½	¾	¾	76	288
DZ14SN0601A*	5	208/230-1	34.3	60	35½	35½	34½	¾	¾	76	292

The manufacturing entity reserves the right to discontinue, or change at any time, specifications or designs without notice or without incurring obligations.

A photograph of a dining room interior. In the foreground, a dark wooden dining table is set with a vase of flowers and two lit candles. Wicker chairs with cane backs are tucked under the table. A patterned rug covers the floor. In the background, a large window is covered with light-colored curtains and a valance. A chandelier hangs from the ceiling. To the right, a kitchen island with a dark countertop and wicker bar stools is visible. A green banner with white text is overlaid on the right side of the image.

Unitary Gas Furnaces

DM97MC

Gas Furnace

Up to 98% AFUE

COMFORTABLE LIMITED WARRANTY* PROTECTION



* Complete warranty details available from your local dealer or at www.daikincomfort.com. To receive the Lifetime Heat Exchanger Limited Warranty (good for as long as you own your home), 12-Year Unit Replacement Limited Warranty and 12-Year Parts Limited Warranty, online registration must be completed within 60 days of installation.

Additional requirements for annual maintenance are required for the Unit Replacement Limited Warranty. Online registration and some of the additional requirements are not required in California or Quebec.

Standard Features

- » Multi-position installation: upflow, horizontal left or right
- » *ComfortNet™* communicating system compatible
- » Durable tubular stainless-steel heat exchanger
- » Secondary stainless-steel heat exchanger for increased efficiency
- » Efficient and quiet variable-speed induced draft blower motor
- » Durable silicon nitride igniter
- » Self-diagnostic control board continuously monitors the system for consistent, reliable operation
- » Self-calibrating modulating gas valve auto-configures for each installation
- » Fully insulated heat exchanger and blower section
- » Optional continuous air circulation to keep the air moving throughout the home

With the Daikin brand DM97MC Modulating, Variable-Speed *ComfortNet™* communicating systems furnace, you will own what we believe to be our best furnace. Not only will this furnace provide your family with years of reliable warmth in even the harshest winters, it will do so economically.

In tandem with its variable-speed blower motor, this modulating gas furnace typically runs at the lowest possible speed to precisely maintain a constant, steady temperature, which will deliver optimal heating performance to your home.



Model	High-Fire Rate ¹		Low-Fire Rate ¹		AFUE (%)	Tons A/C ²	MCA	MOP	Dimensions			Ship Weight (lbs)	ENERGY STAR® Certified
	Input	Output	Input	Output					W"	D"	H"		
DM97MC0603BNA*	60,000	58,800	30,000	29,400	98	3	8.8	15	17½	28½	34½	118	YES
DM97MC0803BNA*	80,000	77,600	40,000	38,800	97	3	8.8	15	17½	28½	34½	121	YES
DM97MC0804CNA*	80,000	78,400	40,000	39,200	98	4	11.6	15	21	28½	34½	142	YES
DM97MC1005CNA*	100,000	97,000	50,000	48,500	97	5	15.4	20	21	28½	34½	144	YES
DM97MC1205DNA*	120,000	116,400	60,000	58,200	97	5	15.4	20	24½	28½	34½	157	YES

¹ BTU/h ² Max tons @ 0.5° ESP

The manufacturing entity reserves the right to discontinue, or change at any time, specifications or designs without notice or without incurring obligations.



COMFORTABLE LIMITED WARRANTY* PROTECTION



* Complete warranty details available from your local dealer or at www.daikincomfort.com. To receive the Lifetime Heat Exchanger Limited Warranty (good for as long as you own your home), 12-Year Unit Replacement Limited Warranty and 12-Year Parts Limited Warranty, online registration must be completed within 60 days of installation.

Additional requirements for annual maintenance are required for the Unit Replacement Limited Warranty. Online registration and some of the additional requirements are not required in California or Quebec.

DC97MC

Gas Furnace

Up to 97% AFUE

Standard Features

- » Multi-position installation: downflow, horizontal left or right
- » *ComfortNet™* communicating system compatible
- » Durable tubular stainless-steel heat exchanger
- » Secondary stainless-steel heat exchanger for increased efficiency
- » Efficient and quiet variable-speed induced draft blower motor
- » Durable silicon nitride igniter
- » Self-diagnostic control board continuously monitors the system for consistent, reliable operation
- » Two-stage gas valve
- » Fully insulated heat exchanger and blower section
- » Optional continuous air circulation to keep the air moving throughout the home

With the Daikin brand DC97MC Modulating, Variable-Speed *ComfortNet™* communicating systems furnace, you will own what we believe to be our best furnace. Not only will this furnace provide your family with years of reliable warmth in even the harshest winters, it will do so economically.

In tandem with its variable-speed blower motor, this modulating gas furnace typically runs at the lowest possible speed to precisely maintain a constant, steady temperature, which will deliver optimal heating performance to your home.



Model	High-Fire Rate ¹		Low-Fire Rate ¹		AFUE (%)	Tons A/C ²	MCA	MOP	Dimensions			Ship Weight (lbs)	ENERGY STAR® Certified
	Input	Output	Input	Output					W"	D"	H"		
DC97MC0603BNA*	60,000	58,200	30,000	29,100	97	3	8.8	15	17½	28¾	34½	117	YES
DC97MC0803BNA*	80,000	77,600	40,000	38,800	97	3	8.8	15	17½	28¾	34½	122	YES
DC97MC0804CNA*	80,000	77,600	40,000	38,800	97	4	11.6	15	21	28¾	34½	144	YES
DC97MC1005CNA*	100,000	97,000	50,000	48,500	97	5	15.4	20	21	28¾	34½	146	YES

¹ BTU/h ² @ 0.1"– 0.8" ESP

The manufacturing entity reserves the right to discontinue, or change at any time, specifications or designs without notice or without incurring obligations.



DM96VC

Gas Furnace

Up to 96% AFUE

COMFORTABLE LIMITED WARRANTY* PROTECTION



* Complete warranty details available from your local dealer or at www.daikincomfort.com. To receive the Lifetime Heat Exchanger Limited Warranty (good for as long as you own your home), 12-Year Unit Replacement Limited Warranty and 12-Year Parts Limited Warranty, online registration must be completed within 60 days of installation.

Additional requirements for annual maintenance are required for the Unit Replacement Limited Warranty. Online registration and some of the additional requirements are not required in California or Quebec.

Standard Features

- » Multi-position installation: upflow, horizontal left or right
- » *ComfortNet™* communicating system compatible
- » Durable tubular stainless-steel heat exchanger
- » Secondary stainless-steel heat exchanger for increased efficiency
- » Efficient and quiet variable-speed indoor blower motor
- » Quiet two-speed induced draft blower
- » Durable silicon nitride igniter
- » Self-diagnostic control board continuously monitors the system for consistent, reliable operation
- » Two-stage gas valve
- » Fully insulated heat exchanger and blower section
- » Optional continuous air circulation to keep the air moving throughout the home

The Daikin brand DM96VC Variable-Speed *ComfortNet™* communicating systems furnace provides exceptional indoor comfort and quiet operation. This furnace features a stainless-steel tubular heat exchanger and durable silicon nitride ignition system.

With its two-stage gas valve and variable-speed airflow system, the DM96VC provide homeowners with comfort all season long.



Model	High-Fire Rate ¹		Low-Fire Rate ¹		AFUE (%)	Tons A/C ²	MCA	MOP	Dimensions			Ship Weight (lbs)	ENERGY STAR® Certified
	Input	Output	Input	Output					W"	D"	H"		
DM96VC0403BNA*	40,000	38,400	28,000	26,880	96	3	7.8	15	17½	28¾	34½	114	YES
DM96VC0603BNA*	60,000	57,600	42,000	40,320	96	3	7.8	15	17½	28¾	34½	117	YES
DM96VC0803BNA*	80,000	76,800	56,000	53,760	96	3	7.8	15	17½	28¾	34½	120	YES
DM96VC0804CNA*	80,000	76,800	56,000	53,760	96	4	10.6	15	21	28¾	34½	141	YES
DM96VC1005CNA*	100,000	96,000	70,000	67,200	96	5	14.4	20	21	28¾	34½	143	YES
DM96VC1005DNA*	100,000	96,000	70,000	67,200	96	5	14.4	20	24½	28¾	34½	153	YES
DM96VC1205DNA*	120,000	115,200	84,000	80,640	96	5	14.4	20	24½	28¾	34½	156	YES

¹ BTU/h ² @ 0.1" – 0.8" ESP

The manufacturing entity reserves the right to discontinue, or change at any time, specifications or designs without notice or without incurring obligations.



COMFORTABLE LIMITED WARRANTY* PROTECTION



* Complete warranty details available from your local dealer or at www.daikincomfort.com. To receive the Lifetime Heat Exchanger Limited Warranty (good for as long as you own your home), 12-Year Unit Replacement Limited Warranty and 12-Year Parts Limited Warranty, online registration must be completed within 60 days of installation.

Additional requirements for annual maintenance are required for the Unit Replacement Limited Warranty. Online registration and some of the additional requirements are not required in California or Quebec.

DC96VC

Gas Furnace

Up to 96% AFUE

Standard Features

- » Multi-position installation: downflow, horizontal left or right
- » *ComfortNet™* communicating system compatible
- » Durable tubular stainless-steel heat exchanger
- » Secondary stainless-steel heat exchanger for increased efficiency
- » Efficient and quiet variable-speed indoor blower motor
- » Quiet two-speed induced draft blower
- » Durable silicon nitride igniter
- » Self-diagnostic control board continuously monitors the system for consistent, reliable operation
- » Two-stage gas valve
- » Fully insulated heat exchanger and blower section
- » Continuous air circulation to keep the air moving throughout the home

The Daikin brand DC96VC Variable-Speed *ComfortNet™* communicating systems furnace provides exceptional indoor comfort and quiet operation. This furnace features a stainless-steel tubular heat exchanger and durable silicon nitride ignition system.

With its two-stage gas valve and variable-speed airflow system, the DC96VC provide homeowners with comfort all season long.



Model	High-Fire Rate ¹		Low-Fire Rate ¹		AFUE (%)	Tons A/C ²	MCA	MOP	Dimensions			Ship Weight (lbs)	ENERGY STAR® Certified
	Input	Output	Input	Output					W"	D"	H"		
DC96VC0403BNA*	40,000	38,400	28,000	26,880	96	3	7.8	15	17½	28¾	34½	116	YES
DC96VC0603BNA*	60,000	57,600	42,000	40,320	96	3	7.8	15	17½	28¾	34½	119	YES
DC96VC0804CNA*	80,000	76,800	56,000	53,760	96	4	10.6	15	21	28¾	34½	143	YES
DC96VC1005CNA*	100,000	96,000	70,000	67,200	96	5	14.4	20	21	28¾	34½	145	YES
DC96VC1205DNA*	120,000	115,200	84,000	80,640	96	5	14.4	20	24½	28¾	34½	158	YES

¹ BTU/h ² @ 0.1"– 0.8" ESP

The manufacturing entity reserves the right to discontinue, or change at any time, specifications or designs without notice or without incurring obligations.



DM96VE

Gas Furnace

Up to 96% AFUE

COMFORTABLE LIMITED WARRANTY* PROTECTION



* Complete warranty details available from your local dealer or at www.daikincomfort.com. To receive the Lifetime Heat Exchanger Limited Warranty (good for as long as you own your home), 6-Year Unit Replacement Limited Warranty and 12-Year Parts Limited Warranty, online registration must be completed within 60 days of installation.

Additional requirements for annual maintenance are required for the Unit Replacement Limited Warranty. Online registration and some of the additional requirements are not required in California or Quebec.

Standard Features

- » Multi-position installation: upflow, horizontal left or right
- » Durable tubular stainless-steel heat exchanger
- » Secondary stainless-steel heat exchanger for increased efficiency
- » Quiet, multi-speed ECM indoor blower motor
- » Quiet two-speed induced draft blower
- » Durable silicon nitride igniter
- » Self-diagnostic control board continuously monitors the system for consistent, reliable operation
- » Two-stage gas valve
- » Fully insulated heat exchanger and blower section
- » Optional continuous air circulation to keep the air moving throughout the home

The Daikin brand DM96VE Multi-Speed, Multi-Position Gas Furnace features our heavy-duty stainless-steel tubular heat exchanger and durable silicon nitride hot-surface ignition system. This furnace is run-tested for heating or combination heating/cooling applications.

Not only will this furnace provide your family with years of reliable warmth in even the harshest winters, it will do so economically. This quiet furnace delivers a money-saving efficiency of up to 96% AFUE compared to lower AFUE furnaces.



Model	High-Fire Rate ¹		Low-Fire Rate ¹		AFUE (%)	Tons A/C ²	MCA	MOP	Dimensions			Ship Weight (lbs)	ENERGY STAR® Certified
	Input	Output	Input	Output					W"	D"	H"		
DM96VE0303ANA*	30,000	28,800	21,000	20,160	96	2	8.6	15	14	28¾	34½	106	YES
DM96VE0403ANA*	40,000	38,400	28,000	26,880	96	2	8.6	15	14	28¾	34½	106	YES
DM96VE0603ANA*	60,000	57,600	42,000	40,320	96	3	8.6	15	14	28¾	34½	110	YES
DM96VE0302BNA*	30,000	28,800	21,000	20,160	96	2	8	15	17½	28¾	34½	111	YES
DM96VE0402BNA*	40,000	38,400	28,000	26,880	96	2	8	15	17½	28¾	34½	112	YES
DM96VE0603BNA*	60,000	57,600	42,000	40,320	96	3	8	15	17½	28¾	34½	115	YES
DM96VE0803BNA*	80,000	76,800	56,000	53,760	96	3	8	15	17½	28¾	34½	118	YES
DM96VE0804CNA	80,000	76,800	56,000	53,760	96	4	11.6	15	21"	28¾	34½	123	YES
DM96VE1004CNA*	100,000	96,000	70,000	67,200	96	4	13.3	15	21"	28¾	34½	140	YES
DM96VE1005CNA	100,000	96,000	70,000	67,200	96	5	13.3	15	21"	28¾	34½	140	YES
DM96VE1205DNA*	120,000	115,200	84,000	80,640	96	5	13.3	15	24½	28¾	34½	154	YES

¹ BTU/h ² @ 0.1"– 0.8" ESP

The manufacturing entity reserves the right to discontinue, or change at any time, specifications or designs without notice or without incurring obligations.



COMFORTABLE LIMITED WARRANTY* PROTECTION



* Complete warranty details available from your local dealer or at www.daikincomfort.com. To receive the Lifetime Heat Exchanger Limited Warranty (good for as long as you own your home), 6-Year Unit Replacement Limited Warranty and 12-Year Parts Limited Warranty, online registration must be completed within 60 days of installation.

Additional requirements for annual maintenance are required for the Unit Replacement Limited Warranty. Online registration and some of the additional requirements are not required in California or Quebec.

DC96VE

Gas Furnace

Up to 96% AFUE

Standard Features

- » Multi-position installation: downflow, horizontal left and right
- » Durable tubular stainless-steel heat exchanger
- » Secondary stainless-steel heat exchanger for increased efficiency
- » Quiet, multi-speed ECM indoor blower motor
- » Quiet two-speed induced draft blower
- » Durable silicon nitride igniter
- » Self-diagnostic control board continuously monitors the system for consistent, reliable operation
- » Two-stage gas valve
- » Fully insulated heat exchanger and blower section
- » Optional continuous air circulation to keep the air moving throughout the home

The Daikin brand DC96VE Multi-Speed, Multi-Position Gas Furnace features our heavy-duty stainless-steel tubular heat exchanger and durable silicon nitride hot-surface ignition system. This furnace is run-tested for heating or combination heating/cooling applications.

Not only will this furnace provide your family with years of reliable warmth in even the harshest winters, it will do so economically. This quiet furnace delivers a money-saving efficiency of up to 96% AFUE compared to lower AFUE furnaces.



Model	High-Fire Rate ¹	Low-Fire Rate ¹		AFUE (%)	Tons A/C ²	MCA	MOP	Dimensions			Ship Weight (lbs)	ENERGY STAR® Certified
	Input	Input	Output					W"	D"	H"		
DC96VE0403BNA	38,400	28,000	26,880	96	2	8	15	17½	28¾	34½	112	YES
DC96VE0603BNA	57,600	42,000	40,320	96	3	8	15	17½	28¾	34½	115	YES
DC96VE0803BNA	76,800	56,000	53,760	96	4	8	15	17½	28¾	34½	118	YES
DC96VE1005CNA	96,000	70,000	67,200	96	5	13.3	15	21	28¾	34½	140	YES

¹ BTU/h ² @ 0.1"– 0.8" ESP

The manufacturing entity reserves the right to discontinue, or change at any time, specifications or designs without notice or without incurring obligations.



DM96HS

Gas Furnace

Up to 96% AFUE

COMFORTABLE LIMITED WARRANTY* PROTECTION



* Complete warranty details available from your local dealer or at www.daikincomfort.com. To receive the Lifetime Heat Exchanger Limited Warranty (good for as long as you own your home), 6-Year Unit Replacement Limited Warranty and 12-Year Parts Limited Warranty, online registration must be completed within 60 days of installation.

Additional requirements for annual maintenance are required for the Unit Replacement Limited Warranty. Online registration and some of the additional requirements are not required in California or Quebec.

Standard Features

- » Multi-position installation: upflow, horizontal left or right
- » Self-diagnostic control board continuously monitors the system for consistent, reliable operation
- » Durable tubular stainless-steel heat exchanger
- » Secondary stainless-steel heat exchanger for increased efficiency
- » Quiet, multi-speed blower motor
- » Quiet, induced draft blower
- » Durable silicon nitride igniter
- » Two-stage gas valve
- » Fully insulated heat exchanger and blower section
- » Optional continuous air circulation to keep the air moving throughout the home

The Daikin brand DM96HS Multi-Speed Gas Furnace features our heavy-duty stainless-steel tubular heat exchanger and durable silicon nitride hot-surface ignition system. This furnace is run-tested for heating or combination heating/cooling applications.

Not only will this furnace provide your family with years of reliable warmth in even the harshest winters, it will do so economically.



Model	High Fire Rate (BTU/h)		AFUE (%)	Tons A/C ¹	MCA	MOP	Dimensions			Ship Weight (lbs)
	Input	Output					W"	D"	H"	
DM96HS0403ANA*	40,000	38,400	96	2	9.3	15	14	28¾	34½	106
DM96HS0402BNA*	40,000	38,400	96	2	9.6	15	17½	28¾	34½	111
DM96HS0603BNA*	60,000	57,600	96	3	9.6	15	17½	28¾	34½	114
DM96HS0803BNA*	80,000	76,800	96	3	12.8	15	17½	28¾	34½	116
DM96HS0804CNA*	80,000	76,800	96	4	11.7	15	21	28¾	34½	139
DM96HS0805CNA*	80,000	76,800	96	5	13.7	15	21	28¾	34½	140
DM96HS1005CNA*	100,000	96,000	96	5	13.7	15	21	28¾	34½	142
DM96HS1205DNA*	120,000	115,200	96	5	13.7	15	24½	28¾	34½	154

¹ Max tons @ 0.5" ESP

The manufacturing entity reserves the right to discontinue, or change at any time, specifications or designs without notice or without incurring obligations.

COMFORTABLE LIMITED WARRANTY* PROTECTION



* Complete warranty details available from your local dealer or at www.daikincomfort.com. To receive the Lifetime Heat Exchanger Limited Warranty (good for as long as you own your home), 6-Year Unit Replacement Limited Warranty and 12-Year Parts Limited Warranty, online registration must be completed within 60 days of installation.

Additional requirements for annual maintenance are required for the Unit Replacement Limited Warranty. Online registration and some of the additional requirements are not required in California or Quebec.

Standard Features

- » Multi-position installation: downflow, horizontal left or right
- » Self-diagnostic control board continuously monitors the system for consistent, reliable operation
- » Durable tubular stainless-steel heat exchanger
- » Secondary stainless-steel heat exchanger for increased efficiency
- » Quiet, multi-speed blower motor
- » Quiet, induced draft blower
- » Durable silicon nitride igniter
- » Two-stage gas valve
- » Fully insulated heat exchanger and blower section
- » Optional continuous air circulation to keep the air moving throughout the home

The Daikin brand DC96HS Multi-Speed Gas Furnace features our heavy-duty stainless-steel tubular heat exchanger and durable silicon nitride hot-surface ignition system. This furnace is run-tested for heating or combination heating/cooling applications.

Not only will this furnace provide your family with years of reliable warmth in even the harshest winters, it will do so economically.



Model	High Fire Rate (BTU/h)		AFUE (%)	Tons A/C ¹	MCA	MOP	Dimensions			Ship Weight (lbs)
	Input	Output					W"	D"	H"	
DC96HS0402BNA*	40,000	38,400	96	2	9.6	15	17½	28¾	34½	111
DC96HS0603BNA*	60,000	57,600	96	3	9.6	15	17½	28¾	34½	114
DC96HS0804CNA*	80,000	76,800	96	4	11.7	15	21	28¾	34½	139
DC96HS1005CNA*	100,000	95,000	95	5	13.7	15	21	28¾	34½	142
DC96HS1205DNA*	120,000	114,000	95	5	13.7	15	24½	28¾	34½	154

¹ Max tons @ 0.5" ESP

The manufacturing entity reserves the right to discontinue, or change at any time, specifications or designs without notice or without incurring obligations.

DM92SS

Gas Furnace

Up to 92% AFUE

COMFORTABLE LIMITED WARRANTY* PROTECTION



* Complete warranty details available from your local dealer or at www.daikincomfort.com. To receive the Lifetime Heat Exchanger Limited Warranty (good for as long as you own your home), and 12-Year Parts Limited Warranty, online registration must be completed within 60 days of installation. Online registration is not required in California or Quebec.

Standard Features

- » Multi-position installation: upflow, horizontal left or right
- » Self-diagnostic control board continuously monitors the system for consistent, reliable operation
- » Durable tubular stainless-steel heat exchanger
- » Secondary stainless-steel heat exchanger for increased efficiency
- » Quiet, multi-speed blower motor
- » Quiet, single-speed induced draft blower
- » Durable silicon nitride igniter
- » Single-stage gas valve
- » Heavy-gauge steel cabinet with durable baked-enamel finish
- » Fully insulated heat exchanger and blower section
- » Optional continuous air circulation to keep the air moving throughout the home

The Daikin brand DM92SS Single-Stage, Multi-Speed, Multi-Position Gas Furnace features our heavy-duty stainless-steel tubular heat exchanger and durable silicon nitride hot-surface ignition system. This furnace is run-tested for heating or combination heating/cooling applications.

Not only will this furnace provide your family with years of reliable warmth in even the harshest winters, it will do so economically. This quiet furnace delivers a money-saving efficiency of up to 92% AFUE compared to lower AFUE furnaces.



Model	High Fire Rate (BTU/h)		AFUE (%)	Tons A/C ¹	MCA	MOP	Dimensions			Ship Weight (lbs)
	Input	Output					W"	D"	H"	
DM92SS0402BNA*	40,000	36,840	92	2	9.6	15	17½	28¾	34½	109
DM92SS0603BNA*	60,000	55,260	92	3	9.6	15	17½	28¾	34½	112
DM92SS0803BNA*	80,000	73,680	92	3	9.6	15	17½	28¾	34½	115
DM92SS0804CNA*	80,000	73,680	92	4	11.7	15	21	28¾	34½	137
DM92SS0805CNA*	80,000	73,680	92	5	13.7	15	21	28¾	34½	138
DM92SS1004CNA*	100,000	92,100	92	4	11.7	15	21	28¾	34½	139
DM92SS1005CNA*	100,000	92,100	92	5	13.7	15	21	28¾	34½	140
DM92SS1205DNA*	120,000	110,520	92	5	13.7	15	24½	28¾	34½	152

¹ Max tons @ 0.5" ESP

The manufacturing entity reserves the right to discontinue, or change at any time, specifications or designs without notice or without incurring obligations.

COMFORTABLE LIMITED WARRANTY* PROTECTION



* Complete warranty details available from your local dealer or at www.daikincomfort.com. To receive the Lifetime Heat Exchanger Limited Warranty (good for as long as you own your home), and 12-Year Parts Limited Warranty, online registration must be completed within 60 days of installation. Online registration is not required in California or Quebec.

DC92SS

Gas Furnace

Up to 92% AFUE

Standard Features

- » Multi-position installation: downflow, horizontal left or right
- » Self-diagnostic control board continuously monitors the system for consistent, reliable operation
- » Durable tubular stainless-steel heat exchanger
- » Secondary stainless-steel heat exchanger for increased efficiency
- » Quiet, multi-speed blower motor
- » Quiet, single-speed induced draft blower
- » Durable silicon nitride igniter
- » Single-stage gas valve
- » Heavy-gauge steel cabinet with durable baked-enamel finish
- » Fully insulated heat exchanger and blower section
- » Optional continuous air circulation to keep the air moving throughout the home

The Daikin brand DC92SS Single-Stage, Multi-Speed, Multi-Position Gas Furnace features our heavy-duty stainless-steel tubular heat exchanger and durable silicon nitride hot-surface ignition system. This furnace is run-tested for heating or combination heating/cooling applications.

Not only will this furnace provide your family with years of reliable warmth in even the harshest winters, it will do so economically. This quiet furnace delivers a money-saving efficiency of up to 92% AFUE compared to lower AFUE furnaces.



Model	High Fire Rate (BTU/h)		AFUE (%)	Tons A/C ¹	MCA	MOP	Dimensions			Ship Weight (lbs)
	Input	Output					W"	D"	H"	
DC92SS0402BNA*	40,000	36,840	92	2	9.6	15	17½	28¾	34½	109
DC92SS0603BNA*	60,000	55,260	92	3	9.6	15	17½	28¾	34½	112
DC92SS0804CNA*	80,000	73,680	92	4	11.7	15	21	28¾	34½	137
DC92SS1005CNA*	100,000	92,100	92	5	13.7	15	21	28¾	34½	140

¹ Max tons @ 0.5" ESP

The manufacturing entity reserves the right to discontinue, or change at any time, specifications or designs without notice or without incurring obligations.

UNITARY PRODUCTS

DM80VC

Gas Furnace

Up to 80% AFUE

COMFORTABLE LIMITED WARRANTY* PROTECTION



* Complete warranty details available from your local dealer or at www.daikincomfort.com. To receive the Lifetime Heat Exchanger Limited Warranty (good for as long as you own your home), 12-Year Unit Replacement Limited Warranty and 12-Year Parts Limited Warranty, online registration must be completed within 60 days of installation.

Additional requirements for annual maintenance are required for the Unit Replacement Limited Warranty. Online registration and some of the additional requirements are not required in California or Quebec.

Standard Features

- » Multi-position installation: upflow, horizontal left or right
- » ComfortNet™ communicating system compatible
- » Durable tubular stainless-steel heat exchanger
- » Quiet, variable-speed motor
- » Quiet, two-speed induced draft blower
- » Durable silicon nitride igniter
- » Self-diagnostic control board continuously monitors the system for consistent, reliable operation
- » Heavy-gauge steel cabinet with durable baked-enamel finish
- » Two-stage gas valve
- » Fully insulated heat exchanger and blower section
- » Continuous air circulation to keep the air moving throughout the home

The Daikin brand DM80VC Two-Stage, Variable-Speed Multi-Position Gas Furnace provides exceptional indoor comfort and quiet operation. This furnace features a stainless-steel tubular heat exchanger and durable silicon nitride ignition system. With its two-stage gas valves and variable-speed circulator blower, the DM80VC provides comfort all season long.



Model	High-Fire Rate ¹		Low-Fire Rate ¹		AFUE (%)	Tons A/C ²	MCA	MOP	Dimensions			Ship Weight (lbs)
	Input	Output	Input	Output					W"	D"	H"	
DM80VC0603B*A	60,000	48,000	42,000	33,600	80	1½-3	7.75	15	17½	28	33¾	105
DM80VC0604B*A	60,000	48,000	42,000	33,600	80	1½-4	10.6	15	17½	28	33¾	107
DM80VC0803C*B*	80,000	64,000	64,000	56,000	80	1½-3	7.75	15	17½	28	33¾	110
DM80VC0804C*A	80,000	64,000	64,000	56,000	80	3-4	7.75	15	21	28	33¾	118
DM80VC0805C*A*	80,000	64,000	56,000	44,800	80	2-5	10.6	15	21	28	33¾	121
DM80VC0805D*A*	80,000	64,000	56,000	44,800	80	2-5	10.6	15	24½	28	33¾	129
DM80VC1005C*A*	100,000	80,000	70,000	56,000	80	2-5	10.6	15	21	28	33¾	124

¹ BTU/h ² @ 0.1"– 0.8" ESP

The manufacturing entity reserves the right to discontinue, or change at any time, specifications or designs without notice or without incurring obligations.



COMFORTABLE LIMITED WARRANTY* PROTECTION



* Complete warranty details available from your local dealer or at www.daikincomfort.com. To receive the Lifetime Heat Exchanger Limited Warranty (good for as long as you own your home), 12-Year Unit Replacement Limited Warranty and 12-Year Parts Limited Warranty, online registration must be completed within 60 days of installation.

Additional requirements for annual maintenance are required for the Unit Replacement Limited Warranty. Online registration and some of the additional requirements are not required in California or Quebec.

Standard Features

- » Multi-position installation: down flow, horizontal left or right
- » *ComfortNet™* communicating system compatible
- » Durable tubular stainless-steel heat exchanger
- » Quiet, variable-speed motor
- » Quiet, two-speed induced draft blower
- » Durable silicon nitride igniter
- » Self-diagnostic control board continuously monitors the system for consistent, reliable operation
- » Heavy-gauge steel cabinet with durable baked-enamel finish
- » Two-stage gas valve
- » Fully insulated heat exchanger and blower section
- » Optional continuous air circulation to keep the air moving throughout the home

The Daikin brand DC80VC Two-Stage, Variable-Speed Gas Furnace provides exceptional indoor comfort and quiet operation. This furnace features a stainless-steel tubular heat exchanger and durable silicon nitride ignition system. With its two-stage gas valves and variable-speed circulator blowers, the DC80VC provides comfort all season long.



Model	High-Fire Rate ¹		Low-Fire Rate ¹		AFUE (%)	Tons A/C ²	MCA	MOP	Dimensions			Ship Weight (lbs)
	Input	Output	Input	Output					W"	D"	H"	
DC80VC0603B*A*	60,000	48,000	42,000	33,600	80	1½-3	7.75	15	17½	28	33¾	105
DC80VC0803B*A*	80,000	64,000	56,000	44,800	80	2-5	7.75	15	17½	28	33¾	109
DC80VC0805C*A*	80,000	64,000	56,000	44,800	80	2-5	10.6	15	21	28	33¾	125
DC80VC1005C*A*	100,000	80,000	70,000	56,000	80	2-5	10.6	15	21	28	33¾	129

¹ BTU/h ² @ 0.1"– 0.8" ESP

The manufacturing entity reserves the right to discontinue, or change at any time, specifications or designs without notice or without incurring obligations.



DM80HE

Gas Furnace

80% AFUE

COMFORTABLE LIMITED WARRANTY* PROTECTION



* Complete warranty details available from your local dealer or at www.daikincomfort.com. To receive the Lifetime Heat Exchanger Limited Warranty (good for as long as you own your home), 6-Year Unit Replacement Limited Warranty and 12-Year Parts Limited Warranty, online registration must be completed within 60 days of installation.

Additional requirements for annual maintenance are required for the Unit Replacement Limited Warranty. Online registration and some of the additional requirements are not required in California or Quebec.

Standard Features

- » Multi-position installation: upflow, horizontal left or right
- » Self-diagnostic control board continuously monitors the system for consistent, reliable operation
- » Durable tubular stainless-steel heat exchanger
- » Quiet, multi-speed ECM indoor motor
- » Quiet, single-speed induced draft blower
- » Durable silicon nitride igniter
- » Heavy-gauge steel cabinet with durable baked-enamel finish
- » Two-stage gas valve
- » Fully insulated heat exchanger and blower section
- » Optional continuous air circulation to keep the air moving throughout the home

The Daikin brand DM80HE Multi-Speed, Multi-Position Gas Furnace features a heavy-duty, stainless-steel, dual-diameter tubular heat exchanger and durable silicon nitride hot-surface ignition system. With a heavy-gauge, reinforced, insulated steel cabinet and durable baked enamel finish, this furnace can be installed in a variety of locations.



Model	High Fire Rat (BTU/h)		AFUE (%)	Tons A/C ¹	MCA	MOP	Dimensions			Ship Weight (lbs)
	Input	Output					W"	D"	H"	
DM80HE0603B*A*	60,000	48,000	80	3	8.2	15	17½	28	33¾	98
DM80HE0805C*A*	80,000	64,000	80	5	14.8	15	21	28	33¾	116
DM80HE0805D*A*	80,000	64,000	80	5	14.8	15	24½	28	33¾	123
DM80HE1005C*A*	100,000	80,000	80	5	14.8	15	21	28	33¾	120

¹ Max tons @ 0.5" ESP

The manufacturing entity reserves the right to discontinue, or change at any time, specifications or designs without notice or without incurring obligations.

COMFORTABLE LIMITED WARRANTY* PROTECTION



* Complete warranty details available from your local dealer or at www.daikincomfort.com. To receive the Lifetime Heat Exchanger Limited Warranty (good for as long as you own your home), and 12-Year Parts Limited Warranty, online registration must be completed within 60 days of installation. Online registration is not required in California or Quebec.

DM80HS

Gas Furnace

80% AFUE

Standard Features

- » Multi-position installation: upflow, horizontal left or right
- » Self-diagnostic control board continuously monitors the system for consistent, reliable operation
- » Durable tubular stainless-steel heat exchanger
- » Quiet, multi-speed motor
- » Quiet, single-speed induced draft blower
- » Durable silicon nitride igniter
- » Heavy-gauge steel cabinet with durable baked-enamel finish
- » Two-stage gas valve
- » Fully insulated heat exchanger and blower section
- » Optional continuous air circulation to keep the air moving throughout the home

The Daikin brand DM80HS Multi-Position, Multi-Speed Gas Furnace features a stainless-steel tubular heat exchanger and durable silicon nitride ignition system. With a heavy-gauge reinforced, insulated steel cabinet and durable baked enamel finish, this unit can be installed in a variety of locations.



Model	High Fire Rate (BTU/h)		AFUE (%)	Tons A/C ²	MCA	MOP	Dimensions			Ship Weight (lbs)
	Input	Output					W"	D"	H"	
DM80HS0403A**	40,000	32,000	80	3	4.8	15	14	28	33¾	86
DM80HS0603A**	60,000	48,000	80	3	4.8	15	14	28	33¾	90
DM80HS0604B**	60,000	48,000	80	4	8.8	15	17½	28	33¾	98
DM80HS0803B**	80,000	64,000	80	3	4.8	15	17½	28	33¾	106
DM80HS0804B**	80,000	64,000	80	4	8.8	15	17½	28	33¾	107
DM80HS0805C**	80,000	64,000	80	5	8.8	15	21	28	33¾	114
DM80HS1005C**	100,000	80,000	80	5	8.8	15	21	28	33¾	118
DM80HS1205D**	120,000	96,000	80	5	14.7	15	24½	28	33¾	132
DM80HS1405D**	140,000	112,000	80	5	14.7	15	24½	28	33¾	132

¹ Max tons @ 0.5" ESP

The manufacturing entity reserves the right to discontinue, or change at any time, specifications or designs without notice or without incurring obligations.

UNITARY PRODUCTS

DD80HS

Gas Furnace

80% AFUE

COMFORTABLE LIMITED WARRANTY* PROTECTION



* Complete warranty details available from your local dealer or at www.daikincomfort.com. To receive the Lifetime Heat Exchanger Limited Warranty (good for as long as you own your home), and 12-Year Parts Limited Warranty, online registration must be completed within 60 days of installation. Online registration is not required in California or Quebec.

Standard Features

- » Dedicated downflow installation
- » Self-diagnostic control board continuously monitors the system for consistent, reliable operation
- » Durable tubular stainless-steel heat exchanger
- » Quiet, multi-speed motor
- » Quiet, single-speed induced draft blower
- » Durable silicon nitride igniter
- » Heavy-gauge steel cabinet with durable baked-enamel finish
- » Two-stage gas valve
- » Fully insulated heat exchanger and blower section
- » Optional continuous air circulation to keep the air moving throughout the home

The Daikin brand DD80HS Dedicated Downflow, Multi-Speed Gas Furnace features a stainless-steel tubular heat exchanger and durable silicon nitride ignition system. With a heavy-gauge reinforced, insulated steel cabinet and durable baked enamel finish, this unit can be installed in a variety of locations.



Model	High Fire Rate (BTU/h)		AFUE (%)	Tons A/C ²	MCA	MOP	Dimensions			Ship Weight (lbs)
	Input	Output					W"	D"	H"	
DD80HS0403A*A*	40,000	32,000	80	3	4.8	15	14	28	33⅜	88
DD80HS0603A*A*	60,000	48,000	80	3	4.8	15	14	28	33⅜	92
DD80HS0804B*A*	80,000	64,000	80	4	8.8	15	17½	28	33⅜	106
DD80HS1005C*A*	100,000	80,000	80	5	12.9	15	21	28	33⅜	114

¹ Max tons @ 0.5" ESP

The manufacturing entity reserves the right to discontinue, or change at any time, specifications or designs without notice or without incurring obligations.

COMFORTABLE LIMITED WARRANTY* PROTECTION



* Complete warranty details available from your local dealer or at www.daikincomfort.com. To receive the Lifetime Heat Exchanger Limited Warranty (good for as long as you own your home), and 12-Year Parts Limited Warranty, online registration must be completed within 60 days of installation. Online registration is not required in California or Quebec.

DM80SS/DD80SS

Gas Furnace 80% AFUE

Standard Features

- » Multi-position installation:
DM80SS: upflow, horizontal left or right
DD80SS: dedicated downflow
- » Self-diagnostic control board continuously monitors the system for consistent, reliable operation
- » Durable tubular stainless-steel heat exchanger
- » Quiet, multi-speed motor
- » Quiet, single-speed induced draft blower
- » Durable hot-surface igniter
- » Heavy-gauge steel cabinet with durable baked-enamel finish
- » Fully insulated heat exchanger and blower section
- » Optional continuous air circulation to keep the air moving throughout the home

The Daikin brand DM80SS/DD80SS, Single-Stage, Multi-Speed Gas Furnaces provide exceptional indoor comfort. With a single-stage gas valve, multi-speed circulator blower, these models provide comfort all season long. These quiet furnaces deliver an energy-saving 80% AFUE compared to lower AFUE furnaces.



Model	High Fire Rate (BTU/h)		AFUE (%)	Tons A/C ²	MCA	MOP	Dimensions			Ship Weight (lbs)
	Input	Output					W"	D"	H"	
DM80SS0403AXA*	40,000	32,000	80	3	4.8	15	14	28	33½	84
DM80SS0603AXA*	60,000	48,000	80	3	4.8	15	14	28	33½	88
DM80SS0604BXA*	60,000	48,000	80	4	8.8	15	17½	28	33½	98
DM80SS0804BXA*	80,000	64,000	80	4	8.8	15	17½	28	33½	106
DM80SS0805CXA*	80,000	64,000	80	5	8.8	15	21	28	33½	114
DM80SS1005CXA*	100,000	80,000	80	5	8.8	15	21	28	33½	118
DM80SS1205DXA*	120,000	96,000	80	5	8.8	15	24½	28	33½	130
DM80SS1405DNA*	140,000	112,000	80	5	14.7	15	24½	28	33½	130
DD80SS0403AXA*	40,000	32,000	80	3	4.8	15	14	28	33½	88
DD80SS0603AXA*	60,000	48,000	80	3	4.8	15	14	28	33½	92
DD80SS0804BXA*	80,000	64,000	80	4	8.8	15	17½	28	33½	105
DD80SS1005CXA*	100,000	80,000	80	5	10.5	15	21	28	33½	113

¹ Max tons @ 0.5" ESP

The manufacturing entity reserves the right to discontinue, or change at any time, specifications or designs without notice or without incurring obligations.



Unitary Air Handlers & Coils



DVPEC

Air Handler

Multi-Position, Variable-Speed,
Inverter-Tuned

COMFORTABLE LIMITED WARRANTY* PROTECTION



* Complete warranty details available from your local dealer or at www.daikincomfort.com. To receive the 12-Year Parts Limited Warranty, online registration must be completed within 60 days of installation. Online registration is not required in California or Quebec.

Standard Features

- » Electronic Expansion Valve (EEV) for cooling and heat pump applications.
- » Variable-speed ECM indoor blower motor
- » *ComfortNet™* communicating system compatible
- » Provides constant CFM over a wide range of static pressure conditions independent of duct system
- » CFM indicator
- » Thermostat provides adjustable low CFM for efficient fan-only operation
- » All-aluminum evaporator coil
- » Fault recall of six most recent faults
- » Improved humidity and comfort control compared to units without ECM or EEV
- » 3 kW – 25 kW electric heater kits
- » Horizontal or vertical configuration capabilities
- » 21" depth for easier attic access
- » DecaBDE-free thermoplastic drain pan with secondary drain connections
- » Screw-less sides and back helps to reduce condensation when installed in humid locations
- » Foil-faced insulation covers the internal casing to reduce cabinet condensation
- » Tool-less filter access
- » AHRI certified; ETL listed



The Daikin brand DVPEC Multi-Position, Variable-Speed, Inverter-Tuned Air Handler is part of our *ComfortNet™* family of communicating units and is designed specifically for use with 18 SEER inverter outdoor equipment. This unit's ECM indoor blower motor allows for a soft start and stop, offering a quiet, efficient operation while helping to reduce the cold blast of air upon heating start-up.

Model	Cooling Capacity (BTU/h)	Voltage	MCA	MOP	Dimensions			Service Valve		Ship Weight (lbs)
					W"	D"	H"	Liquid"	Suction"	
DV25PECB14A*	24,000	208/240	4.9/4.9	15/15	17½	21	53⅞	¾	¾	115
DV37PECC14A*	36,000	208/240	6.5/6.5	15/15	21	21	53⅞	¾	7/8	140
DV59PECD14A*	48,000	208/240	8.6/8.6	15/15	24½	21	58	¾	7/8	150
DV61PECD14A*	60,000	208/240	8.6/8.6	15/15	24½	21	58	¾	7/8	167

The manufacturing entity reserves the right to discontinue, or change at any time, specifications or designs without notice or without incurring obligations.



COMFORTABLE LIMITED WARRANTY* PROTECTION



* Complete warranty details available from your local dealer or at www.daikincomfort.com. To receive the 12-Year Parts Limited Warranty, online registration must be completed within 60 days of installation. Online registration is not required in California or Quebec.

DVPTC

Air Handler

Multi-Position, Variable-Speed

Standard Features

- » *ComfortNet™* communicating system compatible
- » Variable-speed ECM indoor blower motor
- » Auto configuration of the airflow and tonnage in communicating mode
- » Provides constant CFM over a wide range of static pressure conditions independent of duct system
- » All-aluminum evaporator coil
- » Factory-installed thermal expansion valves
- » Built-in compatibility with multi-stage heat pump and cooling applications
- » Provides adjustable low speed for efficient fan-only operation
- » Improved humidity and comfort control
- » Rigid 21" deep cabinet for easy attic access
- » Multi-position installation: upflow, downflow or horizontal
- » Built-in coil has horizontal, vertical, and downflow drain pans with secondary drain connections
- » Foil-faced insulation covers the internal casing to reduce cabinet condensation
- » AHRI certified; ETL listed



The Daikin brand DVPTC Multi-Position, Variable-Speed Air Handler is part of our *ComfortNet™* family of communicating units and optimized for use with the chlorine-free refrigerant, R-410A. This unit's ECM indoor blower motor allows for a soft start and stop, which offers a quiet, efficient operation and helps reduce the cold blast of air upon heating start-up.

Model	Cooling Capacity (BTU/h)	Voltage	MCA	MOP	Dimensions			Service Valve		Ship Weight (lbs)
					W"	D"	H"	Liquid"	Suction"	
DV25PTCB14*	24,000	208/230	4.9/4.9	15/15	17½	21	45	¾	¾	116
DV29PTCB14*	30,000	208/230	6.5/6.5	15/15	17½	21	53	¾	¾	129
DV30PTCC14*	36,000	208/230	4.9/4.9	15/15	21	21	49	¾	¾	118
DV31PTCC14*	30,000	208/230	6.5/6.5	15/15	21	21	53	¾	¾	144
DV33PTCC14*	24,000	208/230	4.9/4.9	15/15	21	21	49	¾	¾	118
DV35PTCB14	30,000	208/230	4.9/4.9	15/15	17½	21	45	¾	¾	116
DV36PTCC14*	36,000	208/230	6.5/6.5	15/15	21	21	49	¾	¾	118
DV37PTCB14*	36,000	208/230	6.5/6.5	15/15	17½	21	53	¾	¾	129
DV37PTCC14*	36,000	208/230	6.5/6.5	15/15	21	21	53	¾	¾	144
DV37PTCD14*	36,000	208/230	6.5/6.5	15/15	24½	21	53	¾	¾	155
DV39PTCC14*	36,000	208/230	6.5/6.5	15/15	21	21	49	¾	¾	118
DV48PTCC14*	42,000	208/230	6.5/6.5	15/15	21	21	49	¾	¾	125
DV49PTCC14*	48,000	208/230	6.5/6.5	15/15	21	21	49	¾	¾	125
DV49PTCD14*	42,000	208/230	6.5/6.5	15/15	24½	21	58	¾	¾	167
DV59PTCC14*	48,000	208/230	8.6/8.6	15/15	21	21	53	¾	¾	144
DV59PTCD14*	48,000	208/230	8.6/8.6	15/15	24½	21	53	¾	¾	155
DV61PTCD14*	60,000	208/230	8.6/8.6	15/15	24½	21	58	¾	¾	167

The manufacturing entity reserves the right to discontinue, or change at any time, specifications or designs without notice or without incurring obligations.



ASPT

Air Handler

Multi-Position, Multi-Speed

COMFORTABLE LIMITED WARRANTY* PROTECTION



* Complete warranty details available from your local dealer or at www.daikincomfort.com. To receive the 12-Year Parts Limited Warranty, online registration must be completed within 60 days of installation. Online registration is not required in California or Quebec.

Standard Features

- » Maximum four low-voltage wires required for operation in communicating mode
- » Auto configuration of the airflow and tonnage in communicating mode
- » Direct drive, multi-speed ECM blower motor
- » All-aluminum evaporator coil
- » Provides constant CFM over a wide range of static pressure conditions independent of duct system
- » Provides adjustable low speed for efficient fan-only operation
- » Galvanized, leather grain-embossed finish
- » Foil-faced insulation covers the entire blower case to reduce operating sound and cabinet condensation
- » Multi-position installation: upflow, downflow or horizontal
- » AHRI certified; ETL listed

The Daikin brand ASPT Multi-Position, Multi-Speed Air Handler features a 21" deep cabinet for easy attic access and includes a direct-drive, multi-speed motor for air volume variation. The ASPT may be installed in a variety of locations and configurations.



Model	Cooling Capacity (BTU/h)	Voltage	MCA	MOP	Dimensions			Service Valve		Ship Weight (lbs)
					W"	D"	H"	Liquid"	Suction"	
ASPT25B14	2	208/230-1	5.8/5.8	15/15	17½	21	45	¾	¾	116
ASPT29B14	2	208/230-1	5.8/5.8	15/15	17½	21	53⅞	¾	¾	129
ASPT33C14*	2	208/230-1	7.1/7.1	15/15	21	21	49	¾	¾	118
ASPT35B14*	2	208/230-1	5.6/5.6	15/15	17½	21	45	¾	¾	129
ASPT37B14	3	208/230-1	5.6/5.6	15/15	17½	21	53⅞	¾	¾	129
ASPT37C14	3	208/230-1	5.6/5.6	15/15	21	21	53⅞	¾	¾	144
ASPT39C14*	3	208/230-1	7.1/7.1	15/15	21	21	49	¾	¾	118
ASPT47C14	3½	208/230-1	5.6/5.6	15/15	21	21	53⅞	¾	¾	144
ASPT47D14	3½	208/230-1	5.6/5.6	15/15	24½	21	53⅞	¾	¾	155
ASPT49C14*	4	208/230-1	7.1/7.1	15/15	21	21	49	¾	¾	125
ASPT49D14	4	208/230-1	8.6/8.6	15/15	24½	21	53⅞	¾	¾	167
ASPT59C14	5	208/230-1	7.9/7.9	15/15	21	21	58	¾	¾	144
ASPT61D14	5	208/230-1	8.6/8.6	15/15	24½	21	58	¾	¾	167

The manufacturing entity reserves the right to discontinue, or change at any time, specifications or designs without notice or without incurring obligations.

COMFORTABLE LIMITED WARRANTY* PROTECTION



* Complete warranty details available from your local dealer or at www.daikincomfort.com. To receive the 12-Year Parts Limited Warranty, online registration must be completed within 60 days of installation. Online registration is not required in California or Quebec.

ARUF

Air Handler

Multi-Position, Multi-Speed

Standard Features

- » All-aluminum evaporator coil
- » Direct-drive, multi-speed PSC blower motor
- » Coil mounting track for quick repositioning
- » Rigid 21" deep cabinet for easy attic access
- » Screw-less sides and back reduces condensation
- » Foil-faced insulation covers the entire blower case to reduce operating sound and cabinet condensation
- » Multi-position installation: upflow, downflow or horizontal
- » Tool-less filter access accommodates standard-size filters
- » AHRI certified; ETL listed



The Daikin brand ARUF Multi-Position Air Handler features a 21" deep cabinet for easy attic access. This unit includes a check flowrater expansion device as well as direct-drive, multi-speed motor for air volume variation. The ARUF is ideal for new or retrofit applications and may be installed in a variety of locations.

Model	Cooling Capacity (BTU/h)	Voltage	MCA	MOP	Dimensions			Service Valve		Ship Weight (lbs)
					W"	D"	H"	Liquid"	Suction"	
ARUF25B14A*	2	208/230-1	2.4/2.4	15/15	17½	21	45	¾	¾	100
ARUF29B14A*	2	208/230-1	2.4/2.4	15/15	17½	21	45	¾	¾	100
ARUF31B14A*	2½	208/230-1	2.4/2.4	15/15	17½	21	53½	¾	¾	110
ARUF37C14A*	3	208/230-1	4/4	15/15	21	21	53½	¾	¾	130
ARUF37D14A*	3	208/230-1	4/4	15/15	24½	21	53½	¾	¾	140
ARUF43C14A*	3½	208/230-1	4/4	15/15	21	21	53½	¾	¾	130
ARUF43D14A*	3½	208/230-1	4/4	15/15	24½	21	53½	¾	¾	145
ARUF47D14A*	3½	208/230-1	4/4	15/15	24½	21	58	¾	¾	150
ARUF49C14A*	4	208/230-1	4/4	15/15	21	21	53½	¾	¾	135
ARUF49D14A*	4	208/230-1	4/4	15/15	24½	21	53½	¾	¾	145
ARUF61D14A*	5	208/230-1	6/6	15/15	24½	21	58	¾	¾	155

The manufacturing entity reserves the right to discontinue, or change at any time, specifications or designs without notice or without incurring obligations.

UNITARY PRODUCTS

MBVC & MBR

Air Handler

Modular Blowers

COMFORTABLE LIMITED WARRANTY* PROTECTION



* Complete warranty details available from your local dealer or at www.daikincomfort.com. To receive the 12-Year Parts Limited Warranty, online registration must be completed within 60 days of installation. Online registration is not required in California or Quebec.

Standard Features

- » MBVC is *ComfortNet™* communicating system compatible
- » MBVC: variable-speed, ECM indoor blower motor
- » MBR: multi-speed PSC blower motor
- » Provides constant CFM over a wide range of static pressure conditions independent of duct system
- » CFM indicator
- » Fault recall of six most recent faults
- » Built-in dehumidification feature
- » Blower section usable as an electric furnace
- » 21" deep cabinet for easier attic access
- » Control board includes a blower time-delay in the cooling mode
- » Foil-faced insulation lines the cabinet to help reduce operating sound and cabinet condensation
- » Horizontal or vertical configuration capabilities
- » AHRI Certified; ETL Listed

The Daikin brand MBVC/MBR modular blowers are tailor-made for exceptional energy efficiency. Now fully compatible with the *ComfortNet™* line of communicating equipment, the MBVC's ECM indoor blower motor assemblies increase both installation and application flexibility. Both units can be matched with cased coils for upflow, downflow, and horizontal applications.



Model	Voltage-Phase	MCA	MOP	Dimensions			Ship Weight (lbs)
				W"	D"	H"	
MBVC1200AA-1	208/230-1	4.3	15	17½	21	26	67
MBVC1600AA-1	208/230-1	6.3	15	21	21	30	80
MBVC2000AA-1	208/230-1	5.8	15	24½	21	30	86
MBR1200AA-1	208/230-1	3	15	17½	21	26	62
MBR1600AA-1	208/230-1	3.8	15	21	21	30	73
MBR2000AA-1	208/230-1	4.9	15	24½	21	30	84

The manufacturing entity reserves the right to discontinue, or change at any time, specifications or designs without notice or without incurring obligations.



COMFORTABLE LIMITED WARRANTY* PROTECTION



* Complete warranty details available from your local dealer or at www.daikincomfort.com. To receive the 12-Year Parts Limited Warranty, online registration must be completed within 60 days of installation. Online registration is not required in California or Quebec.

AWUF/AWUT Air Handler Wall-Mount

Standard Features

- » All-aluminum evaporator coil
- » Direct-drive, multi-speed motor allows air volume variation or heating/cooling
 - Multi-speed ECM AWUF19, 25, 31, 32, 37 AWUT31, 32, 37
 - Multi-speed PSC motor: AWUF18, 19, 30, 36
- » AWUF models are equipped with a check flowrator
- » AWUT models are equipped with a fully adjustable TXV
- » Sequence-controlled, rust-resistant nickel chromium heating elements
- » Thermoplastic drain pan with bottom primary and secondary drain connection
- » Factory-installed pull-type disconnect

The Daikin brand AWUF and AWUT Air Handlers are designed to be vertically wall or stud mounted. The AWUF and AWUT are housed in a fully insulated, galvanized-steel cabinet.

- » Built-in filter rack (filter included)
- » Large chassis (2½- and 3-ton units) – front return only
- » Small chassis (1½- and 2-ton units) – front or bottom return
- » AHRI certified; ETL listed



Model	Nominal Cooling (tons)	Electric Heat (kW)	Voltage-Phase	MCA	MOP	Dimensions			Service Valve		Ship Weight (lbs)
						W"	D"	H"	Liquid"	Suction"	
AWUF180316A*	1½	3	230/208-1	17.3/15.1	20/20	20-3/16	16⅞	36	⅜	⅝	84
AWUF180516A*	1½	5	230/208-1	26.6/23.3	30/25	20-3/16	16⅞	36	⅜	⅝	84
AWUF180816A*	1½	8	230/208-1	39.6/34.6	40/35	20-3/16	16⅞	36	⅜	⅝	84
AWUF190316A*	1½	3	230/208-1	18.9/16.8	20/20	20-3/16	16⅞	36	⅜	⅝	84
AWUF190516A*	1½	5	230/208-1	28.3/24.9	30/25	20-3/16	16⅞	36	⅜	⅝	84
AWUF190816A*	1½	8	230/208-1	41.3/36.2	45/40	20-3/16	16⅞	36	⅜	⅝	84
AWUF240316A*	2	3	230/208-1	17.3/15.1	20/20	20-3/16	16⅞	36	⅜	⅝	84
AWUF240516A*	2	5	230/208-1	26.6/23.3	30/25	20-3/16	16⅞	36	⅜	⅝	84
AWUF240816A*	2	8	230/208-1	39.3/34.6	40/35	20-3/16	16⅞	36	⅜	⅝	84
AWUF241016A*	2	10	230/208-1	52.7/45.9	60/50	20-3/16	16⅞	36	⅜	⅝	84
AWUF250316A*	2	3	230/208-1	18.9/16.8	20/20	20-3/16	16⅞	36	⅜	⅝	84
AWUF250516A*	2	5	230/208-1	28.3/24.9	30/25	20-3/16	16⅞	36	⅜	⅝	84
AWUF250816A*	2	8	230/208-1	41.3/36.2	45/40	20-3/16	16⅞	36	⅜	⅝	84
AWUF251016A*	2	10	230/208-1	54.3/47.5	60/50	20-3/16	16⅞	36	⅜	⅝	84
AWUF300316A*	2½	3	230/208-1	17.6/15.5	20/20	24	21	36	⅜	⅜	93
AWUF300516A*	2½	5	230/208-1	27.0/23.6	30/25	24	21	36	⅜	⅜	109
AWUF300816A*	2½	8	230/208-1	40.0/34.9	40/35	24	21	36	⅜	⅜	109
AWUF301016A*	2½	10	230/208-1	53.0/46.2	60/50	24	21	36	⅜	⅜	109
AWUF310516A*	1½–2½	5	230/208-1	29.9/26.5	30/30	24	21	36	⅜	⅜	109
AWUF310816A*	1½–2½	8	230/208-1	43.1/38.1	45/40	24	21	36	⅜	⅜	109
AWUF321016A*	1½–2½	10	230/208-1	56.2/49.4	60/50	24	21	36	⅜	⅜	109
AWUF360516A*	2½–3	5	230/208-1	27.0/23.6	30/25	24	21	36	⅜	⅜	96
AWUF360816A*	2½–3	8	230/208-1	40.0/34.9	40/35	24	21	36	⅜	⅜	96
AWUF361016A*	2½–3	10	230/208-1	53.0/46.2	60/50	24	21	36	⅜	⅜	96
AWUF370516A*	2½–3	5	230/208-1	30.1/26.8	35/30	24	21	36	⅜	⅜	96
AWUF370816A*	2½–3	8	230/208-1	43.1/38.1	45/40	24	21	36	⅜	⅜	96
AWUF371016A*	2½–3	10	230/208-1	56.2/49.4	60/50	24	21	36	⅜	⅜	96
AWUT310516A*	1½–2½	5	230/208-1	30.1/26.8	35/30	24	21	36	⅜	⅜	109
AWUT310816A*	1½–2½	8	230/208-1	43.1/38.1	45/40	24	21	36	⅜	⅜	109
AWUT321016A*	1½–2½	10	230/208-1	56.2/49.4	60/50	24	21	36	⅜	⅜	109
AWUT370516A*	2½–3	5	230/208-1	30.1/26.8	35/30	24	21	36	⅜	⅜	96
AWUT370816A*	2½–3	8	230/208-1	43.1/38.1	45/40	24	21	36	⅜	⅜	96
AWUT371016A*	2½–3	10	230/208-1	56.2/49.4	60/50	24	21	36	⅜	⅜	96

The manufacturing entity reserves the right to discontinue, or change at any time, specifications or designs without notice or without incurring obligations.

ACNF

Air Handler

Ceiling-Mount

COMFORTABLE LIMITED
WARRANTY* PROTECTION




* Complete warranty details available from your local dealer or at www.daikincomfort.com. To receive the 12-Year Parts Limited Warranty, online registration must be completed within 60 days of installation. Online registration is not required in California or Quebec.

Standard Features

- » Equipped with a check flowrater
- » Direct-drive, resilient-mount, multi-speed motor
- » Sequence-controlled and rust-resistant nickel chromium heating elements of 5, 6, 8 and 10 kW
- » High-efficiency evaporator coil
- » Quiet operation
- » Available with and without heat
- » Primary/secondary drain connection in a high-temperature plastic drain pan
- » Factory-installed pull-type disconnect
- » Easy service access
- » AHRI certified; ETL listed

The Daikin brand ACNF Electric Heat Air Handler is designed to be ceiling-mounted. This unit features a check flowrater and direct-drive, resilient-mount, multi-speed motor. The ACNF has galvanized-steel construction and quiet operation.



Model	Cooling Capacity (tons)	Airflow (CFM) High/Low	Electric Heat (kW)	Voltage (VAC)	MCA	MOP	Dimensions			Service Valve		Ship Weight (lbs)
							W"	D"	H"	Liquid	Suction	
ACNF180016	1½	660/ 595	0	208/230	0.9/0.9	15/15	37¼	21	10	¾	¾	59
ACNF180516	1½	660/ 595	5	208/230	27/23.5	30/25	37¼	21	10	¾	¾	59
ACNF180616	1½	660/ 595	6	208/230	33.5/29.2	35/30	37¼	21	10	¾	¾	59
ACNF180816	1½	660/ 595	7	208/230	40.6/35.3	45/40	37¼	21	10	¾	¾	59
ACNF240016	2	880/ 840	0	208/230	1.68/1.68	15/15	43¼	21	10	¾	¾	69
ACNF240516	2	880/ 840	5	208/230	27.8/24.3	30/25	43¼	21	10	¾	¾	69
ACNF240616	2	880/ 840	6	208/230	34.3/29.9	35/30	43¼	21	10	¾	¾	69
ACNF240816	2	880/ 840	7	208/230	41.3/36.1	45/40	43¼	21	10	¾	¾	69
ACNF241016	2	880/ 840	10	208/230	54.9/47.8	60/50	43¼	21	10	¾	¾	69
ACNF250016	2	912/ 610	0	208/230	2.5/2.5	15/15	43¼	21	10	¾	¾	69
ACNF250516	2	912/ 610	5	208/230	28.6/26.1	30/30	43¼	21	10	¾	¾	69
ACNF250616	2	912/ 610	6	208/230	35.1/32.0	40/35	43¼	21	10	¾	¾	69
ACNF250816	2	912/ 610	7	208/230	42.2/38.4	45/40	43¼	21	10	¾	¾	69
ACNF251016	2	912/ 610	10	208/230	55.8/50.7	60/60	43¼	21	10	¾	¾	69
ACNF300016	2½	1005/ 890	0	208/230	1.68/1.68	15/15	49¼	21	10	¾	¾	79
ACNF300516	2½	1005/ 890	5	208/230	27.8/24.3	30/25	49¼	21	10	¾	¾	79
ACNF300616	2½	1005/ 890	6	208/230	34.3/29.9	35/30	49¼	21	10	¾	¾	79
ACNF300816	2½	1005/ 890	7	208/230	41.3/36.1	45/40	49¼	21	10	¾	¾	79
ACNF301016	2½	1005/ 890	10	208/230	54.9/47.8	60/50	49¼	21	10	¾	¾	79
ACNF310016	2½	928/ 695	0	208/230	2.5/2.5	15/15	49¼	21	10	¾	¾	79
ACNF310516	2½	928/ 695	5	208/230	28.6/26.1	30/30	49¼	21	10	¾	¾	79
ACNF310616	2½	928/ 695	6	208/230	35.1/32.0	40/35	49¼	21	10	¾	¾	79
ACNF310816	2½	928/ 695	7	208/230	42.2/38.4	45/40	49¼	21	10	¾	¾	79
ACNF311016	2½	928/ 695	10	208/230	55.8/50.7	60/60	49¼	21	10	¾	¾	79

The manufacturing entity reserves the right to discontinue, or change at any time, specifications or designs without notice or without incurring obligations.

COMFORTABLE LIMITED WARRANTY* PROTECTION



* Complete warranty details available from your local dealer or at www.daikincomfort.com. To receive the 12-Year Parts Limited Warranty, online registration must be completed within 60 days of installation. Online registration is not required in California or Quebec.

CAPT

Cased Indoor Coil

Standard Features

- » Internal factory-installed thermal expansion valves (TXV) for cooling and heat pump applications
- » Rust-resistant, high-temperature, thermoplastic drain pans feature a low water-retention design
- » All-aluminum evaporator coil
- » Rifled aluminum tubing and corrugated aluminum fin coil
- » Galvanized, leather grain-embossed finish
- » 21" depth for easier attic access
- » Upflow/downflow configuration
- » Foil-faced insulation covers the internal casing to reduce cabinet condensation
- » High-quality post-paint cabinet
- » Split-seam front for easy access
- » AHRI certified; ETL listed

The Daikin brand All-aluminum CAPT Cased coils with TXV option are made for split system air conditioners and heat pumps. This unit features aluminum tubing and corrugated aluminum fin coils and rust-resistant, high-temperature, thermoplastic drain pans. The CAPT cabinet is painted nickel gray.



Model	Cabinet Dimensions			Nominal Cooling (tons)	Connection Size		Ship Weight (lbs)
	W"	D"	H"		Liquid"	Suction"	
CAPT3131B4	17½	21	22	2½	¾	¾	46
CAPT3131C4	21	21	22	2½	¾	¾	50
CAPT3743C4	21	21	30	3-3½	¾	7/8	63
CAPT3743D4	24½	21	30	3-3½	¾	7/8	75
CAPT4961C4	21	21	30	4-5	¾	7/8	73
CAPT4961D4	24½	21	30	4-5	¾	7/8	76

The manufacturing entity reserves the right to discontinue, or change at any time, specifications or designs without notice or without incurring obligations.

UNITARY PRODUCTS



* Complete warranty details available from your local dealer or at www.daikincomfort.com. To receive the 12-Year Parts Limited Warranty, online registration must be completed within 60 days of installation. Online registration is not required in California or Quebec.

Standard Features

- » Check flowrate for cooling and heat pump applications
- » Rifled aluminum tubing and corrugated aluminum fin coil
- » All-aluminum evaporator coil
- » Galvanized, leather grain-embossed finish
- » Rust-resistant, high-temperature, thermoplastic drain pans feature a low water-retention design
- » Upflow/downflow configuration
- » 21" depth for easier attic access
- » Foil-faced insulation covers the internal casing to reduce cabinet condensation
- » Split-seam front for easy access (CAPF only)
- » Split-seam front for easy access
- » DecaBDE-free UV-resistant drain pan
- » UV-resistant drain pan
- » AHRI certified; ETL listed

The Daikin brand All-aluminum CAPF Cased Upflow/Downflow Indoor Coils are made for split system air conditioners and heat pumps. This unit features aluminum tubing and corrugated aluminum fin coils and rust-resistant, high-temperature, thermoplastic drain pans. The CAPF cabinet is painted nickel gray.



CAPFA

Model	Dimensions			Nominal Cooling (tons)	Connection Size		Ship Weight (lbs)
	W"	D"	H"		Liquid"	Suction"	
CAPFA1818A6	14	21	30	1½	¾	¾	32
CAPFA1818B6	17½	21	30	1½	¾	¾	36

The manufacturing entity reserves the right to discontinue, or change at any time, specifications or designs without notice or without incurring obligations.

CAPF

Model	Dimensions			Nominal Cooling (tons)	Connection Size		Ship Weight (lbs)
	W"	D"	H"		Liquid"	Suction"	
CAPF1824A6	14	21	18	1½-2	¾	¾	32
CAPF1824B6	17½	21	18	1½-2	¾	¾	35
CAPF1824C6	21	21	22	1½-2	¾	¾	42
CAPF3030A6	14	21	22	2½	¾	¾	41
CAPF3030B6	17½	21	22	2½	¾	¾	43
CAPF3030C6	21	21	22	2½	¾	¾	44
CAPF3030D6	24½	21	22	2½	¾	¾	52
CAPF3131B6	17½	21	22	2½	¾	¾	46
CAPF3131C6	21	21	22	2½	¾	7/8	50
CAPF3137B6	17½	21	30	2½-3	¾	¾	53
CAPF3636A6	14	21	22	3	¾	¾	40
CAPF3636B6	17½	21	22	3	¾	¾	44
CAPF3636C6	21	21	22	3	¾	¾	53
CAPF3636D6	24½	21	22	3	¾	¾	51
CAPF3642C6	21	21	22	3-3½	¾	¾	49
CAPF3642D6	24½	21	22	3-3½	¾	¾	52
CAPF3743C6	21	21	30	3-3½	¾	7/8	63
CAPF3743D6	24½	21	30	3-3½	¾	7/8	75
CAPF4860C6	21	21	30	4-5	¾	7/8	65
CAPF4860D6	24½	21	30	4-5	¾	7/8	68
CAPF4961C6	21	21	30	4-5	¾	7/8	w73
CAPF4961D6	24½	21	30	4-5	¾	7/8	76

The manufacturing entity reserves the right to discontinue, or change at any time, specifications or designs without notice or without incurring obligations.

COMFORTABLE LIMITED WARRANTY* PROTECTION



* Complete warranty details available from your local dealer or at www.daikincomfort.com. To receive the 12-Year Parts Limited Warranty, online registration must be completed within 60 days of installation. Online registration is not required in California or Quebec.

CAPEA / CAPE Cased Indoor Coil

Standard Features

- » Electronic Expansion Valve (EEV) models feature
 - *ComfortNet™* communicating system compatible
 - Cooling and heat pump applications
 - Fault recall of six most recent faults
- » All-aluminum evaporator coil
- » Galvanized, leather grain-embossed finish
- » Rust-resistant, high-temperature, thermoplastic drain pans feature a low water-retention design
- » Upflow/downflow configuration
- » 21" depth for easier attic access
- » Foil-faced insulation covers the internal casing to reduce cabinet condensation
- » Split-seam front for easy access (CAPE only)
- » DecaBDE-free UV-resistant drain pan
- » UV-resistant drain pan
- » Compatible with the *Daikin Fit™* system only
- » AHRI certified; ETL listed

The Daikin brand All-aluminum CAPE Cased Upflow/Downflow Indoor Coils are made for the *Daikin Fit™* system. This unit features aluminum tubing and corrugated aluminum fin coils and rust-resistant, high-temperature, thermoplastic drain pans. The CAPE cabinet is painted nickel gray.



CAPEA

Model	Dimensions			Nominal Cooling (tons)	Connection Size		Ship Weight (lbs)
	W"	D"	H"		Liquid"	Suction"	
CAPEA1818B4	17½	21	18	1½	¾	¾	43
CAPEA1818C4	21	21	18	1½	¾	¾	45
CAPEA2422B4	17½	21	22	2	¾	¾	48
CAPEA2422C4	21	21	22	2	¾	¾	51
CAPEA3026B4	17½	21	26	2½	¾	7/8	54
CAPEA3026C4	21	21	26	2½	¾	7/8	57
CAPEA3026D4	24½	21	26	2½	¾	7/8	62

The manufacturing entity reserves the right to discontinue, or change at any time, specifications or designs without notice or without incurring obligations.

CAPE

Model	Dimensions			Nominal Cooling (tons)	Connection Size		Ship Weight (lbs)
	W"	D"	H"		Liquid"	Suction"	
CAPE4860C4	21	21	30	3-5	¾	7/8	71
CAPE4860D4	24½	21	30	3-5	¾	7/8	73
CAPE4961C4	21	21	30	3-5	¾	7/8	78
CAPE4961D4	24½	21	30	3-5	¾	7/8	80

The manufacturing entity reserves the right to discontinue, or change at any time, specifications or designs without notice or without incurring obligations.



* Complete warranty details available from your local dealer or at www.daikincomfort.com. To receive the 12-Year Parts Limited Warranty, online registration must be completed within 60 days of installation. Online registration is not required in California or Quebec.

Standard Features

- » Check flowrate for cooling and heat pump applications
- » Rifled aluminum tubing and corrugated aluminum fin coil
- » All-aluminum evaporator coil
- » Rust-resistant, high-temperature, thermoplastic drain pans feature a low water-retention design
- » Galvanized, leather grain-embossed finish
- » Horizontal configuration
- » 21" depth for easier attic access
- » Foil-faced insulation covers the internal casing to reduce cabinet condensation
- » UV-resistant drain pan
- » Split-seam front for easy access
- » AHRI certified; ETL listed

The Daikin brand All-aluminum CHPF Cased Horizontal "A" Coils are made for split system air conditioners and heat pumps. Each coil is made of quality galvanized steel with a painted, leather grain-embossed finish. This cabinet is painted Architectural Gray.



Model	Cabinet Dimensions			Nominal Cooling (tons)	Connection Size		Ship Weight (lbs)
	W"	D"	H"		Liquid"	Suction"	
CHPF1824A6	21 $\frac{1}{8}$	26	14	1 $\frac{1}{2}$ –2	$\frac{3}{8}$	$\frac{3}{4}$	36
CHPF2430B6	21 $\frac{1}{8}$	26	17 $\frac{1}{2}$	2–2 $\frac{1}{2}$	$\frac{3}{8}$	$\frac{3}{4}$	55
CHPF3636B6	21 $\frac{1}{8}$	26	17 $\frac{1}{2}$	3	$\frac{3}{8}$	$\frac{3}{4}$	50
CHPF3642C6	21 $\frac{1}{8}$	26	21	3–3 $\frac{1}{2}$	$\frac{3}{8}$	$\frac{3}{4}$	63
CHPF3642D6	21 $\frac{1}{8}$	26	24 $\frac{1}{2}$	3–3 $\frac{1}{2}$	$\frac{3}{8}$	$\frac{7}{8}$	66
CHPF3743C6	21 $\frac{1}{8}$	26	21	3–3 $\frac{1}{2}$	$\frac{3}{8}$	$\frac{7}{8}$	63
CHPF3743D6	21 $\frac{1}{8}$	26	24 $\frac{1}{2}$	3–3 $\frac{1}{2}$	$\frac{3}{8}$	$\frac{7}{8}$	63
CHPF4860D6	21 $\frac{1}{8}$	26	24 $\frac{1}{2}$	4–5	$\frac{3}{8}$	$\frac{7}{8}$	77

The manufacturing entity reserves the right to discontinue, or change at any time, specifications or designs without notice or without incurring obligations.

COMFORTABLE LIMITED WARRANTY* PROTECTION



* Complete warranty details available from your local dealer or at www.daikincomfort.com. To receive the 12-Year Parts Limited Warranty, online registration must be completed within 60 days of installation. Online registration is not required in California or Quebec.

CHPE

Cased Indoor Coil

Standard Features

- » Electronic Expansion Valve (EEV) models feature
 - *ComfortNet™* communicating system compatible
 - Cooling and heat pump applications
 - Fault recall of six most recent faults
- » All-aluminum evaporator coil
- » Galvanized, leather grain-embossed finish
- » Rust-resistant, high-temperature, thermoplastic drain pans feature a low water-retention design
- » Dedicated Horizontal configuration
- » 21" depth for easier attic access
- » Foil-faced insulation covers the internal casing to reduce cabinet condensation
- » UV-resistant drain pan
- » Compatible with the *Daikin Fit™* system only
- » Split-seam front for easy access
- » AHRI certified; ETL listed

The Daikin brand All-aluminum CHPE Cased Horizontal "A" Coils are made for the *Daikin Fit™* system. Each coil is made of quality galvanized steel with a painted, leather grain-embossed finish. This cabinet is painted Architectural Gray.



Model	Cabinet Dimensions			Nominal Cooling (tons)	Connection Size		Ship Weight (lbs)
	W"	D"	H"		Liquid"	Suction"	
CHPE2430B4	21 ¹ / ₈	26	17 ¹ / ₂	1½-2½	¾	¾	56
CHPE3636B4	21 ¹ / ₈	26	17 ¹ / ₂	3	¾	¾	59
CHPE3642C4	21 ¹ / ₈	26	21	3-3½	¾	¾	62
CHPE3743C4	21 ¹ / ₈	26	21	3-3½	¾	7/8	68
CHPE3743D4	21 ¹ / ₈	26	24½	3-3½	¾	7/8	72
CHPE4860D4	21 ¹ / ₈	26	24½	4-5	¾	7/8	79

The manufacturing entity reserves the right to discontinue, or change at any time, specifications or designs without notice or without incurring obligations.




* Complete warranty details available from your local dealer or at www.daikincomfort.com. To receive the 12-Year Parts Limited Warranty, online registration must be completed within 60 days of installation. Online registration is not required in California or Quebec.

Standard Features

- » Check flowrate for cooling and heat pump applications
- » All-aluminum evaporator coil
- » Rifled aluminum tubing and corrugated aluminum fin coil
- » 21" depth for easier attic access
- » Upflow/downflow configuration
- » Rust-resistant, high-temperature, thermoplastic drain pans feature a low water-retention design
- » UV-resistant drain pan
- » AHRI certified; ETL listed

The Daikin brand All-aluminum CAUF Uncased Upflow/Downflow Indoor Coils are made for split system air conditioners and heat pumps. This coil features aluminum tubing and corrugated aluminum fins and rust-resistant, high-temperature, thermoplastic drain pan.



Model	Dimensions			Nominal Cooling (tons)	Connection Size		Ship Weight (lbs)
	W"	D"	H"		Liquid"	Suction"	
CAUF1824A6	13	20 ¹ / ₈	16 ¹ / ₄	1½–2	¾	¾	18
CAUF1824B6	16½	20 ¹ / ₈	16 ¹ / ₈	1½–2	¾	¾	23
CAUF1824C6	20	20 ¹ / ₈	16 ³ / ₈	1½–2	¾	¾	27
CAUF3030A6	13	20 ¹ / ₈	20 ¹ / ₁₆	2½	¾	¾	25
CAUF3030B6	16½	20 ¹ / ₈	18¾	2½	¾	¾	22
CAUF3030C6	20	20 ¹ / ₈	17 ⁷ / ₈	2½	¾	¾	25
CAUF3030D6	23	20 ¹ / ₈	17 ⁷ / ₈	2½	¾	¾	32
CAUF3131B6	16½	20 ¹ / ₈	20 ¹ / ₁₆	2½	¾	¾	27
CAUF3131C6	20	20 ¹ / ₈	20	2½	¾	7/8	31
CAUF3137B6	16½	20 ¹ / ₈	27	2½–3	¾	¾	53
CAUF3636A6	13	20 ¹ / ₈	19½	3	¾	¾	30
CAUF3636B6	16½	20 ¹ / ₈	19 ³ / ₈	3	¾	¾	25
CAUF3636C6	20	20 ¹ / ₈	19 ¹ / ₈	3	¾	¾	28
CAUF3636D6	23	20 ¹ / ₈	19 ¹ / ₈	3	¾	¾	36
CAUF3642C6	20	20 ¹ / ₈	19	3–3½	¾	¾	29
CAUF3642D6	23	20 ¹ / ₈	19 ⁷ / ₈	3–3½	¾	¾	34
CAUF3743C6	20	20 ¹ / ₈	28 ¹ / ₁₆	3–3½	¾	7/8	46
CAUF3743D6	23	20 ¹ / ₈	27 ³ / ₈	3–3½	¾	7/8	43
CAUF4860C6	20	20 ¹ / ₈	28	4-5	¾	7/8	48
CAUF4860D6	23	20 ¹ / ₈	28	4-5	¾	7/8	39
CAUF4961C6	20	20 ¹ / ₈	28	4-5	¾	7/8	54
CAUF4961D6	23	20 ¹ / ₈	27	4-5	¾	7/8	59

The manufacturing entity reserves the right to discontinue, or change at any time, specifications or designs without notice or without incurring obligations.

COMFORTABLE LIMITED WARRANTY* PROTECTION



* Complete warranty details available from your local dealer or at www.daikincomfort.com. To receive the 12-Year Parts Limited Warranty, online registration must be completed within 60 days of installation. Online registration is not required in California or Quebec.


CSCF

Uncased Indoor Coil

Standard Features

- » Check flowrater for cooling and heat pump applications
- » All-aluminum evaporator coil
- » Rifled aluminum tubing and corrugated aluminum fin coil
- » Rust-resistant, high-temperature, thermoplastic drain pan with secondary drain connection
- » Foil-faced insulation covers the internal casing to reduce cabinet condensation
- » Compact, versatile, right or left horizontal position
- » Copper sweat connections
- » UV-resistant drain pan
- » AHRI certified; ETL listed

The Daikin brand CSCF Horizontal Slab Evaporator Coils are made for split system air conditioners and heat pumps. This unit features a check flowrater expansion device and rust-resistant, high-temperature, thermoplastic drain pan. Each coil's cabinet has a quality, galvanized-steel finish.



Model	Cabinet Dimensions			Capacity (tons)	Connection Size		Ship Weight (lbs)
	W"	D"	H"		Liquid"	Suction"	
CSCF1824N6	25½	12	25	1½–2	¾	¾	43
CSCF3036N6	33½	12	25	2½–3	¾	7⁄8	53
CSCF3642N6	39½	12	25	3–3½	¾	7⁄8	43
CSCF4860N6	39½	12	25	4–5	¾	7⁄8	60

The manufacturing entity reserves the right to discontinue, or change at any time, specifications or designs without notice or without incurring obligations.





Unitary Packaged Units

DP15CH

Packaged Air Conditioner

15 SEER

COMFORTABLE LIMITED WARRANTY* PROTECTION



* Complete warranty details available from your local dealer or at www.daikincomfort.com. To receive 6-Year Unit Replacement Limited Warranty and 12-Year Parts Limited Warranty, online registration must be completed within 60 days of installation.

Additional requirements for annual maintenance are required for the Unit Replacement Limited Warranty. Online registration and some of the additional requirements are not required in California or Quebec.

Standard Features

- » Energy-efficient scroll compressor with internal relief valve
- » Variable-speed ECM indoor blower motor
- » Quiet horizontal discharge
- » All-aluminum evaporator coil
- » Copper tube / aluminum fin condenser coil
- » Compressor sound blanket
- » Heavy-gauge galvanized-steel cabinet
UV-resistant powder-paint finish
- » Aluminum foil-facing internal insulation
reinforced with fiberglass scrim
- » Fully insulated blower compartment
has convenient access panels
- » Louvered condenser coil protection
- » Totally enclosed, permanently lubricated
condenser fan motor
- » Fully charged R-410A system
- » 5 kW to 20 kW electric heat kit available
as a field-installed option
- » AHRI Certified; ETL listed
- » One footprint; two heights

The Daikin brand DP15CH Packaged Air Conditioner features energy-efficient cooling performance in one self-contained unit. This unit is housed in a heavy-gauge, galvanized-steel cabinet protected by a high-quality, UV-resistant powder-paint finish. The DP15CH allows for ground-level or rooftop applications and is approved for manufactured or modular homes.



Model	Cooling Capacity		Electric Heat (kW)	SEER/EER	Voltage-Phase	MCA	MOP	Dimensions			dBs	Ship Weight (lbs)	ENERGY STAR® Certified
	Tons	CFM						W"	D"	H"			
DP15CH2441A*	2	850	5, 8, 10	15.0 / 12.0	208/230-1	22	35	66	33	30½	76	309	YES
DP15CH3041A*	2½	1,050	5, 8, 10, 15	15.0 / 12.0	208/230-1	23	35	66	33	30½	76	314	YES
DP15CH3641B*	3	1,200	5, 8, 10, 15	15.0 / 12.0	208/230-1	27	40	66	33	30½	78	324	NO
DP15CH4241A*	3½	1,300	5, 8, 10, 15, 20	15.0 / 12.0	208/230-1	28	45	66	33	30½	78	359	YES
DP15CH4841A*	4	1,600	5, 8, 10, 15, 20	15.0 / 12.0	208/230-1	33	50	66	33	35½	80	377	YES
DP15CH6041B*	5	1,600	5, 8, 10, 15, 20	15.0 / 12.0	208/230-1	42	60	66	33	35½	80	382	NO

The manufacturing entity reserves the right to discontinue or change at any time specifications or designs without notice or without incurring obligations.



* Proper sizing and installation of equipment is critical to achieve optimal performance. Split system air conditioners and heat pumps must be matched with appropriate coil components to meet **ENERGY STAR®** criteria. Ask your contractor for details or visit www.energystar.gov.

COMFORTABLE LIMITED WARRANTY* PROTECTION



* Complete warranty details available from your local dealer or at www.daikincomfort.com. To receive the 12-Year Parts Limited Warranty, online registration must be completed within 60 days of installation. Online registration is not required in California or Quebec.

DP14CM

Packaged Air Conditioner

14 SEER

Standard Features

- » Energy-efficient scroll compressor with internal relief valve
- » Multi-speed ECM indoor blower motor
- » Convertible airflow: horizontal or downflow
- » All-Aluminum evaporator coil
- » Copper tube/aluminum fin condenser coil
- » Compressor sound blanket
- » Heavy-gauge galvanized-steel cabinet UV-resistant powder-paint finish
- » Aluminum foil-facing internal insulation reinforced with fiberglass scrim
- » Fully insulated blower compartment with convenient access panels
- » Louvered condenser coil protection
- » Fully charged R-410A system
- » Totally enclosed, permanently lubricated condenser fan motor
- » 5 kW to 20 kW electric heat kit available as a field-installed option
- » AHRI Certified; ETL Listed
- » One footprint; two heights

The Daikin brand DP14CM Packaged Air Conditioner provides energy-efficient cooling performance in one self-contained unit. This unit is housed in a heavy-gauge, galvanized-steel cabinet that offers a high-quality, UV-resistant powder-paint finish and allows for a ground-level or rooftop mount.



Model	Cooling Capacity		Electric Heat (kW)	SEER/EER	Voltage-Phase	MCA	MOP	Dimensions			dBs	Ship Weight (lbs)
	Tons	CFM						W"	D"	H"		
DP14CM2441A*	2	800	5, 8, 10	14.0 / 11.0	208/230-1	21.8	35	47	51	34¾	78	319
DP14CM3041A*	2½	1,000	5, 8, 10, 15	14.0 / 11.0	208/230-1	23.0	35	47	51	34¾	78	342
DP14CM3641A*	3	1,200	5, 8, 10, 15	14.0 / 11.0	208/230-1	26.2	40	47	51	34¾	80	365
DP14CM4241A*	3½	1,325	5, 8, 10, 15	14.0 / 11.0	208/230-1	27.7	45	47	51	34¾	78	388
DP14CM4841A*	4	1,600	5, 8, 10, 15, 20	14.0 / 11.0	208/230-1	32.0	50	47	51	42¾	81	435
DP14CM6041A*	5	1,700	5, 8, 10, 15, 20	14.0 / 11.0	208/230-1	40.3	60	47	51	42¾	80	458

The manufacturing entity reserves the right to discontinue or change at any time specifications or designs without notice or without incurring obligations.

DP14CH

Packaged Air Conditioner

14 SEER

COMFORTABLE LIMITED
WARRANTY* PROTECTION



* Complete warranty details available from your local dealer or at www.daikincomfort.com. To receive the 12-Year Parts Limited Warranty, online registration must be completed within 60 days of installation. Online registration is not required in California or Quebec.

Standard Features

- » Energy-efficient scroll compressor with internal relief valve
- » Multi-speed ECM indoor blower motor
- » Quiet horizontal discharge
- » All-Aluminum evaporator coil
- » Copper tube / aluminum fin condenser coil
- » Compressor sound blanket
- » Heavy-gauge galvanized-steel
UV-resistant powder-paint finish
- » Aluminum foil-facing internal insulation
reinforced with fiberglass scrim
- » Cabinet air leakage less than 2.0% at 1.0 inch H₂O when
tested in accordance with ASHRAE standard 193
- » Cabinet air leakage less than 1.4% at 0.5 inch H₂O when
tested in accordance with ASHRAE standard 193
- » Fully insulated blower compartment
has convenient access panels
- » Louvered condenser coil protection
- » Totally enclosed, permanently lubricated
condenser fan motor
- » Fully charged system
- » 5 kW to 20 kW electric heat kit available
as a field-installed option
- » AHRI Certified; ETL listed
- » One footprint; two heights

The Daikin brand DP14CH Packaged Air Conditioner features energy-efficient cooling performance in one self-contained unit. This unit is housed in a heavy-gauge, galvanized-steel cabinet protected by a high-quality, UV-resistant powder-paint finish. The DP14CH allows for ground-level or rooftop applications and is approved for manufactured or modular homes.



Model	Cooling Capacity		Electric Heat (kW)	SEER/ EER	Voltage-Phase	MCA	MOP	Dimensions			dBs	Ship Weight (lbs)
	Tons	CFM						W"	D"	H"		
DP14CH2441B*	2	875	5, 8, 10	14.0 / 12.0	208/230-1	22.0	35	66	33	30½	76	309
DP14CH3041C*	2½	1,050	5, 8, 10,15	14.0 / 12.0	208/230-1	23.0	35	66	33	30½	76	314
DP14CH3641A*	3	1,200	5, 8, 10,15,20	14.0 / 12.0	208/230-1	26.0	40	66	33	30½	78	324
DP14CH4241B*	3½	1,300	5, 8, 10,15, 20	14.0 / 12.0	208/230-1	28.0	45	66	33	35½	78	359
DP14CH4841B*	4	1,600	5, 8, 10,15, 20	14.0 / 12.0	208/230-1	32.0	50	66	33	35½	80	377
DP14CH6041B*	5	1,600	5, 8, 10,15, 20	14.0 / 11.5	208/230-1	40.0	60	66	33	35½	80	382

The manufacturing entity reserves the right to discontinue or change at any time specifications or designs without notice or without incurring obligations.

COMFORTABLE LIMITED WARRANTY* PROTECTION



* Complete warranty details available from your local dealer or at www.daikincomfort.com. To receive 6-Year Unit Replacement Limited Warranty and 12-Year Parts Limited Warranty, online registration must be completed within 60 days of installation.

Additional requirements for annual maintenance are required for the Unit Replacement Limited Warranty. Online registration and some of the additional requirements are not required in California or Quebec.

DP16HM

Packaged Heat Pump

Up to 16 SEER / Up to 8.2 HSPF

Standard Features

- » High-efficiency two-stage scroll compressor with internal relief valve
- » Variable-speed ECM indoor blower motor
- » Liquid-line filter drier
- » Convertible airflow: horizontal or downflow
- » Copper tube/aluminum fin condenser coils
- » Compressor sound blanket
- » Heavy-gauge galvanized-steel cabinet UV-resistant powder-paint finish
- » Aluminum foil-facing internal insulation reinforced with fiberglass scrim
- » Fully insulated air-handling compartment with convenient access panels
- » Louvered condenser coil protection
- » All-aluminum evaporator coil on 2- to 4-ton units
- » Aluminum-copper evaporator coil on 5-ton units
- » Totally enclosed, permanently lubricated condenser fan motor
- » Electric heat kit available as a field-installed option

The Daikin brand DP16HM Packaged Heat Pump provides high-efficiency cooling and heating performance in one self-contained unit. This unit uses R-410A chlorine-free refrigerant. The DP16HM is housed in a heavy-gauge, galvanized-steel cabinet that offers a high-quality, UV-resistant powder-paint finish and allows for a ground-level or rooftop mount.



Model	Nominal Ratings			Electric Heat (kW)	SEER	Voltage-Phase	MCA	MOP	Dimensions			dBs	Ship Weight (lbs)	ENERGY STAR® Certified
	Cooling ¹	Heating ¹	CFM						W"	D"	H"			
DP16HM2441A*	2	2	860	5, 8, 10	16.0	208-230/1	20.4	30	47	51	34 ³ / ₄	76	376	NO
DP16HM2441A* +OTHPPKG	2	2	860	5, 8, 10	16.0	208-230/1	20.4	30	47	51	34 ³ / ₄	76	376	NO
DP16HM3041A*	2½	2½	1,050	5, 8, 10, 15	15.5	208-230/1	22.2	35	47	51	34 ³ / ₄	76	385	NO
DP16HM3041A* +OTHPPKG	2½	2½	1,050	5, 8, 10, 15	15.5	208-230/1	22.2	35	47	51	34 ³ / ₄	76	385	NO
DP16HM3641A*	3	3	1,200	5, 8, 10, 15	16.0	208-230/1	24.9	40	47	51	34 ³ / ₄	76	438	YES
DP16HM4241A*	3½	3½	1,300	5, 8, 10, 15	16.0	208-230/1	30.6	45	47	51	42 ¹ / ₄	78	492	YES
DP16HM4841A*	4	4	1,600	5, 8, 10, 15, 20	16.0	208-230/1	34.7	50	47	51	42 ¹ / ₄	78	490	YES
DP16HM6041A*	5	5	1,850	5, 8, 10, 15, 20	16.0	208-230/1	42.6	60	48 ³ / ₁₆	74 ¹ / ₁₆	42 ¹ / ₁₆	78	612	NO

¹ Tons | "OTHPPKG" stands for Outdoor Thermostat Heat-Pump Package

The manufacturing entity reserves the right to discontinue or change at any time specifications or designs without notice or without incurring obligations.



* Proper sizing and installation of equipment is critical to achieve optimal performance. Split system air conditioners and heat pumps must be matched with appropriate coil components to meet **ENERGY STAR®** criteria. Ask your contractor for details or visit www.energystar.gov.

DP16HH

Packaged Heat Pump

Up to 16 SEER / 8.0 HSPF

COMFORTABLE LIMITED WARRANTY* PROTECTION



* Complete warranty details available from your local dealer or at www.daikincomfort.com. To receive 6-Year Unit Replacement Limited Warranty and 12-Year Parts Limited Warranty, online registration must be completed within 60 days of installation.

Additional requirements for annual maintenance are required for the Unit Replacement Limited Warranty. Online registration and some of the additional requirements are not required in California or Quebec.

Standard Features

- » High-efficiency scroll compressor
- » Variable-speed ECM indoor blower motor
- » Quiet horizontal discharge
- » All-aluminum evaporator coil
- » Copper tube/aluminum fin condenser coils
- » Compressor sound blanket
- » Heavy-gauge galvanized-steel UV-resistant powder-paint finish
- » Aluminum foil-facing internal insulation reinforced with fiberglass scrim
- » Cabinet air leakage less than 2.0% at 1.0 inch H₂O when tested in accordance with ASHRAE standard 193
- » Cabinet air leakage less than 1.4% at 0.5 inch H₂O when tested in accordance with ASHRAE standard 193
- » Fully insulated blower compartment has convenient access panels
- » Louvered condenser coil protection
- » Totally enclosed, permanently lubricated condenser fan motor
- » Fully charged system
- » Electric heat kit available as a field-installed option
- » AHRI Certified; ETL Listed
- » One footprint; three heights

The Daikin brand DP16HH Packaged Heat Pump provides high-efficiency cooling and heating performance in one self-contained unit. The DP16HH is housed in a heavy-gauge, galvanized-steel cabinet that offers a high-, quality UV-resistant powder- paint finish and allows for a ground-level or rooftop mount.



Model	Nominal Ratings			Electric Heat (kW)	SEER/ EER	Voltage-Phase	MCA	MOP	Dimensions			dBs	Ship Weight (lbs)
	Cooling ¹	Heating ¹	CFM						W"	D"	H"		
DP16HH2441A*	2	2	875	5, 8, 10	16.0 / 13.0	208/230-1	21	30	66	33	30½	76	324
DP16HH3041A*	2½	2½	1,050	5, 8, 10, 15	16.0 / 12.5	208/230-1	23	35	66	33	30½	76	324
DP16HH3641A*	3	3	1,200	5, 8, 10, 15	16.0 / 13.0	208/230-1	27	40	66	33	35½	78	387
DP16HH4241A*	3½	3½	1,300	5, 8, 10, 15, 20	16.0 / 12.0	208/230-1	28	45	66	33	35½	78	387
DP16HH4241B*	3½	3½	1,300	5, 8, 10, 15, 20	16.0 / 12.0	208/230-1	28	45	66	33	35½	79	387
DP16HH4841A*	4	4	1,600	5, 8, 10, 15, 20	16.0 / 12.0	208/230-1	35	50	66	33	35½	80	412
DP16HH6041A*	5	5	1,700	5, 8, 10, 15, 20	15.5 / 12.0	208/230-1	42.1	60	66	33	38¾	80	417

¹ Tons

The manufacturing entity reserves the right to discontinue or change at any time specifications or designs without notice or without incurring obligations.

COMFORTABLE LIMITED WARRANTY* PROTECTION



* Complete warranty details available from your local dealer or at www.daikincomfort.com. To receive the 12-Year Parts Limited Warranty, online registration must be completed within 60 days of installation. Online registration is not required in California or Quebec.

DP14HM

Packaged Heat Pump

14 SEER / 8.0 HSPF

Standard Features

- » Energy-efficient scroll compressor with internal relief valve
- » Two-stage cooling on 5-ton units
- » Multi-speed ECM indoor blower motor
- » All-aluminum evaporator coil
- » Copper tube/ aluminum fin condenser coils
- » Compressor sound blanket
- » Heavy-gauge galvanized-steel cabinet with UV-resistant powder-paint finish
- » Aluminum foil-facing internal insulation reinforced with fiberglass scrim
- » Fully insulated air-handling compartment with convenient access panels
- » Louvered condenser coil protection
- » Liquid-line filter drier
- » Convertible airflow: horizontal or downflow
- » Totally enclosed, permanently lubricated condenser fan motor
- » Electric heat kit available as a field-installed option
- » AHRI certified; ETL listed
- » One footprint; two heights

The Daikin brand DP14HM Energy-Efficient Packaged Heat Pump features energy-efficient cooling and heating performance in one self-contained unit. This unit is housed in a heavy-gauge, galvanized-steel cabinet protected by a high-quality, UV-resistant powder-paint finish. The DP14HM allows for ground-level or rooftop applications.



Model	Nominal Ratings			Electric Heat (kW)	SEER/ EER	Voltage-Phase	MCA	MOP	Dimensions			dBs	Ship Weight (lbs)
	Cooling ¹	Heating ¹	CFM						W"	D"	H"		
DP14HM2441A*	2	2	850	5, 8, 10	14.0 / 11.0	208/230-1	21.8	30	47	51	34¾	76	380
DP14HM3041A*	2½	2½	1,050	5, 8, 10, 15	14.0 / 11.0	208/230-1	23.4	35	47	51	34¾	76	390
DP14HM3641A*	3	3	1,200	5, 8, 10, 15	14.0 / 11.0	208/230-1	26.6	40	47	51	34¾	81	400
DP14HM4241A*	3½	3½	1,300	5, 8, 10, 15	14.0 / 11.0	208/230-1	29.6	45	47	51	34¾	80	410
DP14HM4841A*	4	4	1,600	5, 8, 10, 15, 20	14.0 / 11.0	208/230-1	34.5	50	47	51	42¾	79	475
DP14HM6041A*	5	5	1,850	5, 8, 10, 15, 20	14.0 / 11.0	208/230-1	44.0	70	47	51	42¾	80	495

¹ Tons

The manufacturing entity reserves the right to discontinue or change at any time specifications or designs without notice or without incurring obligations.

DP14HH

Packaged Heat Pump

Up to 14.5 SEER / 8.0 HSPF

COMFORTABLE LIMITED
WARRANTY* PROTECTION



* Complete warranty details available from your local dealer or at www.daikincomfort.com. To receive the 12-Year Parts Limited Warranty, online registration must be completed within 60 days of installation. Online registration is not required in California or Quebec.

Standard Features

- » Energy-efficient scroll compressor with internal relief valve
- » Multi-speed ECM indoor blower motor
- » Quiet horizontal discharge
- » All-aluminum evaporator coil
- » Copper tube/aluminum fin condenser coil
- » Compressor sound blanket
- » Heavy-gauge galvanized-steel cabinet
UV -resistant powder-paint finish
- » Attractive Architectural Gray powder-paint finish
- » Aluminum foil-facing internal insulation
reinforced with fiberglass scrim
- » Cabinet air leakage less than 2.0% at 1.0 inch H₂O when
tested in accordance with ASHRAE standard 193
- » Cabinet air leakage less than 1.4% at 0.5 inch H₂O when
tested in accordance with ASHRAE standard 193
- » Fully insulated blower compartment
has convenient access panels
- » Louvered condenser coil protection
- » Totally enclosed, permanently lubricated
condenser fan motor
- » Fully charged system
- » Electric heat kit available as a field-installed option
- » AHRI Certified; ETL Listed
- » One footprint; three heights

The Daikin brand DP14HH Energy-Efficient Packaged Heat Pump features energy-efficient cooling and heating performance in one self-contained unit. This unit is housed in a heavy-gauge, galvanized-steel cabinet protected by a high-quality, UV-resistant powder-paint finish and allows for a ground-level or rooftop mount.



Model	Nominal Ratings			Electric Heat (kW)	SEER/EER	Voltage-Phase	MCA	MOP	Dimensions			DBs	Ship Weight (lbs)
	Cooling ¹	Heating ¹	CFM						W"	D"	H"		
DP14HH2441A*	2	2	875	5, 8, 10	14.5 / 12.0	208/230-1	21.0	30	66	33	30½	76	324
DP14HH3041A*	2½	2½	1,050	5, 8, 10, 15	14.0 / 12.0	208/230-1	23.0	35	66	33	30½	76	324
DP14HH3641A*	3	3	1,200	5, 8, 10, 15	14.0 / 11.5	208/230-1	26.0	40	66	33	35½	78	387
DP14HH4241B*	3½	3½	1,300	5, 8, 10, 15, 20	14.0 / 12.0	208/230-1	28.0	45	66	33	35½	78	387
DP14HH4841B*	4	4	1,600	5, 8, 10, 15, 20	14.0 / 12.0	208/230-1	32.0	50	66	33	35½	80	412
DP14HH6041C*	5	5	1,700	5, 8, 10, 15, 20	14.0 / 12.0	208/230-1	40.0	60	66	33	38¾	80	412

¹ Tons

The manufacturing entity reserves the right to discontinue or change at any time specifications or designs without notice or without incurring obligations.

COMFORTABLE LIMITED WARRANTY* PROTECTION



* Complete warranty details available from your local dealer or at www.daikincomfort.com. To receive the Lifetime Heat Exchanger Limited Warranty (good for as long as you own your home), 6-Year Unit Replacement Limited Warranty and 12-Year Parts Limited Warranty, online registration must be completed within 60 days of installation.

Additional requirements for annual maintenance are required for the Unit Replacement Limited Warranty. Online registration and some of the additional requirements are not required in California or Quebec.

DP16GM

Packaged Gas & Electric

Up to 16 SEER / 8.1 % AFUE

Standard Features

- » Heavy-duty stainless-steel heat exchanger
- » High-efficiency two-stage scroll compressor with factory-installed sound blanket
- » Variable-speed ECM indoor blower motor
- » Copper tube/aluminum fin condenser coils
- » All-aluminum evaporator coil on 2- to 4-ton units
- » Aluminum-copper evaporator coil on 5-ton units
- » Fully insulated heavy-gauge, zinc-coated steel cabinet with UV-resistant powder-paint finish
- » Aluminum foil-facing internal insulation reinforced with fiberglass scrim
- » Compressor grommets for vibration isolation
- » All models fit in a standard-size pick-up truck
- » One roof curb fits all units
- » Convenient access panels
- » Bottom 2" high base rails for easier handling
- » Two-stage gas valve; natural gas with easy conversion to propane
- » Power-assisted combustion
- » AHRI Certified; ETL Listed
- » All blower operation and all safety circuits complete with self-diagnostics
- » Direct-spark ignition system, including a micro-processor-based control for the entire ignition sequence
- » Loss-of-charge protection and high-pressure switch
- » California Low NO_x approved

The Daikin brand DP16GM High-Efficiency Packaged Gas/Electric unit provides indoor comfort and energy-efficient operation. This unit is housed in a heavy-gauge, zinc-coated steel cabinet with a weather-resistant, powder-paint finish and allows for a ground-level or rooftop mount.



UNITARY PRODUCTS

Model	Nominal Ratings			SEER/EER	Voltage-Phase	MCA	MOP	Dimensions			dBs	Ship Weight (lbs)	ENERGY STAR® Certified
	Cooling ¹	Gas Heat ²	CFM					W"	D"	H"			
DP16GM2406041A*	2	60,000	800	16.0 / 12.0	208/230-1	20.0	30	47	51	34¾	76	380	NO
DP16GM3008041A*	2½	80,000	950	15.5 / 12.0	208/230-1	22.2	35	47	51	34¾	76	407	NO
DP16GM3608041A*	3	80,000	1,200	16.0 / 12.0	208/230-1	27.4	40	47	51	42¾	76	480	YES
DP16GM4210041A*	3½	100,000	1,250	16.0 / 12.0	208/230-1	30.6	45	47	51	42¾	78	505	YES
DP16GM4810041A*	4	100,000	1,300	16.0 / 12.0	208/230-1	34.7	50	47	51	42¾	78	500	YES
DP16GM6010041A*	5	130,000	1,850	16.0 / 12.0	208/230-1	43.0	60	48¾	74¾	42¼	78	655	NO

¹ Tons ² BTU/h

The manufacturing entity reserves the right to discontinue or change at any time specifications or designs without notice or without incurring obligations.



* Proper sizing and installation of equipment is critical to achieve optimal performance. Split system air conditioners and heat pumps must be matched with appropriate coil components to meet **ENERGY STAR®** criteria. Ask your contractor for details or visit www.energystar.gov.

DP14GM

Packaged Gas & Electric

Up to 14.2 SEER / 8.1% AFUE

COMFORTABLE LIMITED WARRANTY* PROTECTION



* Complete warranty details available from your local dealer or at www.daikincomfort.com. To receive the Lifetime Heat Exchanger Limited Warranty (good for as long as you own your home), and 12-Year Parts Limited Warranty, online registration must be completed within 60 days of installation. Online registration is not required in California or Quebec.

Standard Features

- » Heavy-duty stainless-steel heat exchanger
- » Energy-efficient scroll compressor
- » Multi-speed ECM indoor blower motor
- » All-aluminum evaporator coil
- » Aluminum tube/aluminum fin condenser coil
- » Compressor sound blanket
- » Flowrater expansion device on 2- to 4-ton units;
TXV expansion device on 5-ton units
- » Redundant gas valve with easy conversion to propane
- » Power-assisted combustion
- » Direct spark ignition system includes a microprocessor-based control for the entire ignition sequence, all blower operation, and all safety circuits complete with self-diagnostics
- » All models comply with California Low NO_x standards
- » AHRI Certified; ETL Listed
- » High-quality UV-resistant powder-paint finish
- » Aluminum foil-facing internal insulation reinforced with fiberglass scrim
- » Horizontal or downflow application
- » Convenient access panels
- » One roof curb fits all units
- » Bottom, 2" high base rails for easier handling
- » One footprint; two heights

The Daikin Brand DP14GM Packaged Gas/Electric Unit features energy-efficient cooling and heating performance in one self-contained unit. The DP14GM is housed in a heavy-gauge, galvanized-steel cabinet protected by a high-quality, UV-resistant powder-paint finish. This unit allows for ground-level or rooftop applications.



Model	Nominal Ratings			SEER/EER	Voltage-Phase	MCA	MOP	Dimensions			dBs	Ship Weight (lbs)
	Cooling ¹	Gas Heating ²	CFM					W"	D"	H"		
DP14GM2404041A*	2	40,000	800	14.0 / 11.0	208/230-1	21.9	35	47	51	34 3/4	78	435
DP14GM2406041A*	2	60,000	800	14.0 / 11.0	208/230-1	21.9	35	47	51	34 3/4	78	439
DP14GM3004041A*	2 1/2	40,000	1,000	14.0 / 11.0	208/230-1	22.9	35	47	51	34 3/4	78	438
DP14GM3006041A*	2 1/2	60,000	1,000	14.0 / 11.0	208/230-1	22.9	35	47	51	34 3/4	78	442
DP14GM3604041A*	3	40,000	1,200	14.0 / 11.0	208/230-1	23.0	35	47	51	34 3/4	78	470
DP14GM3606041A*	3	60,000	1,200	14.0 / 11.0	208/230-1	23.0	35	47	51	34 3/4	78	475
DP14GM3608041A*	3	80,000	1,200	14.0 / 11.0	208/230-1	23.0	35	47	51	34 3/4	78	480
DP14GM4206041A*	3 1/2	60,000	1,300	14.0 / 11.0	208/230-1	26.8	40	47	51	34 3/4	78	515
DP14GM4208041A*	3 1/2	80,000	1,300	14.0 / 11.0	208/230-1	26.8	40	47	51	34 3/4	78	520
DP14GM4806041A*	4	60,000	1,525	14.0 / 11.0	208/230-1	32.0	50	47	51	42 3/4	80	540
DP14GM4808041A*	4	80,000	1,525	14.0 / 11.0	208/230-1	32.0	50	47	51	42 3/4	80	545
DP14GM4810041A*	4	100,000	1,525	14.0 / 11.0	208/230-1	32.0	50	47	51	42 3/4	80	550
DP14GM6008041A*	5	80,000	1,810	14.2 / 10.1	208/230-1	42.3	60	47	51	42 3/4	78	555
DP14GM6010041A*	5	100,000	1,810	14.2 / 10.1	208/230-1	42.3	60	47	51	42 3/4	78	560
DP14GM6012041A*	5	120,000	1,810	14.2 / 10.1	208/230-1	42.3	60	47	51	42 3/4	78	565
DP14GM6108041A*	5	80,000	1,750	14.0 / 11.0	208/230-1	35.0	50	47	51	42 3/4	78	555
DP14GM6110041A*	5	100,000	1,750	14.0 / 11.0	208/230-1	35.0	50	47	51	42 3/4	78	560
DP14GM6112041A*	5	120,000	1,750	14.0 / 11.0	208/230-1	35.0	50	47	51	42 3/4	78	565

¹Tons ² BTU/h

The manufacturing entity reserves the right to discontinue or change at any time specifications or designs without notice or without incurring obligations.

COMFORTABLE LIMITED WARRANTY* PROTECTION



* Complete warranty details available from your local dealer or at www.daikincomfort.com. To receive the Lifetime Heat Exchanger Limited Warranty (good for as long as you own your home), 6-Year Unit Replacement Limited Warranty and 12-Year Parts Limited Warranty, online registration must be completed within 60 days of installation.

Additional requirements for annual maintenance are required for the Unit Replacement Limited Warranty. Online registration and some of the additional requirements are not required in California or Quebec.

DP14DM

Packaged Dual-Fuel

Up to 14.5 SEER / 8.0 HSPF / 8.1 % AFUE

Standard Features

- » Combines cooling with heat pump and gas heating for optimal year-long performance
- » High-efficiency scroll compressor
- » Heavy-duty stainless-steel heat exchanger
- » Multi-speed ECM indoor blower motor
- » All-Aluminum evaporator coil
- » Copper tube/aluminum fin coil
- » Compressor sound blanket
- » Fully insulated heavy-gauge, zinc-coated steel cabinet with UV-resistant powder-paint finish
- » Aluminum foil-facing internal insulation reinforced with fiberglass scrim
- » Louvered metal panel condenser coil protection
- » Horizontal or downflow application
- » Convenient access panels
- » One roof curb fits all units
- » Bottom, 2" high base rails for easy handling
- » All models fit a standard-size pick-up truck
- » Two-stage gas valve; natural gas with easy conversion to propane with accessory kit
- » Power-assisted combustion
- » Direct spark ignition system includes a microprocessor-based control for the entire ignition sequence
- » All blower operation and all safety circuits complete with self-diagnostics
- » Loss-of-charge protection
- » All models comply with California Low NO_x emission standards
- » AHRI Certified; ETL Listed
- » One footprint; two heights

The Daikin Brand DP14DM High-Efficiency Packaged Dual-Fuel unit provides indoor comfort and energy-efficient operation. This unit is housed in a heavy-gauge, zinc-coated steel cabinet with a weather-resistant, powder-paint finish and allows for a ground-level or rooftop mount.



UNITARY PRODUCTS

Model	Nominal Capacities			SEER/ EER	Voltage / Phase/ Hz	MCA	MOP	Dimensions			dBs	Ship Weight (lbs)
	Cooling ¹	Heating ¹	Gas Heat ²					W"	D"	H"		
DP14DM2406041A*	2	2	60,000	14.5 / 12.0	208-230/ 1/ 60	21.2	30	47	51	34¾	76	440
DP14DM3008041A*	2½	2½	80,000	14.0 / 12.0	208-230/ 1/ 60	21.0	35	47	51	34¾	76	440
DP14DM3608041A*	3	3	80,000	14.0 / 11.5	208-230/ 1/ 60	24.2	40	47	51	34¾	76	460
DP14DM4210041A*	3½	3½	100,000	14.0 / 12.0	208-230/ 1/ 60	26.7	40	47	51	42¾	76	545
DP14DM4810041A*	4	4	100,000	14.0 / 12.0	208-230/ 1/ 60	29.1	45	47	51	42¾	76	545

¹ Tons ² BTU/h

The manufacturing entity reserves the right to discontinue or change at any time specifications or designs without notice or without incurring obligations.





SkyAir Products

SkyAir Heat Pumps and Air Conditioners



Quick and easy installation for a broad range of applications

SkyAir is the ultimate ducted and duct free solution for light commercial and residential whole house applications. Ranging from 18,000 Btu/h to 42,000 Btu/h, these innovative systems provide energy efficiency, technological reliability and installation flexibility.

SkyAir systems key features and benefits include:

- › DC fan motor improves efficiency compared to conventional AC motors.
- › Aero spiral fan and grille minimizes turbulence and increases sound reduction.
- › Reluctance brushless DC compressor increases efficiency compared to fixed-speed compressor technology.
- › Swing Compressor Model – Friction and refrigerant leakage are minimized for greater energy savings.
- › Scroll Compressor Model – Suctioned gas is compressed in the scroll section before reaching the heated motor so that non-expanded gas is compressed, resulting in high-efficiency compression.
- › Long piping lengths up to 230 ft. allow layout flexibility.
- › Anti-corrosion treatment on the outdoor heat exchanger increases durability.

Model	
Wall-Mounted Units (FAQ Type)	<ul style="list-style-type: none"> › For rooms with no false ceiling nor free floor space › Energy efficiency up to SEER 18.6 and HSPF 9.4 › Wide angle louvers distribute comfortable airflow with Auto-swing function › Quiet operation as low as 37 dB(A)
DC Duct Concealed	<ul style="list-style-type: none"> › Medium external static pressure (ESP) capabilities offer up to 0.8 "W.G. › DC fan motor provides improved efficiency › Three user selected fan speeds available plus fan "Auto" logic › Built-in condensate pump › Bottom access for easy service › Low profile design at less than 12" high
Round Flow Cassette	<ul style="list-style-type: none"> › 23 configurable airflow patterns ensure ideal air distribution › 360° airflow reduces draft › Lower air velocities provide better airflow distribution › Stain resistant decoration panel allows for easy cleaning › Condensate pump provided as standard
Ceiling Suspended	<ul style="list-style-type: none"> › Slim height at less than 8" › Auto-swing capability with 100° airflow pattern distributes comfortable airflow › Innovative stream fan technology keeps sound pressure levels low › Lateral servicing space allows installation in corners, narrow spaces, walls, and ceilings
Inverter Ducted	<ul style="list-style-type: none"> › Up flow or horizontal right configurations for the indoor unit › Energy efficiency up to SEER 20.0 › High heating capacity at low ambient temperatures as low as 0°F with no electrical heat › Field-installed electric heater options available from 3kW to 15 kW (electric heater connection kit part no. KER26A60 required for electric heat integration) › Low outdoor unit sound levels (as low as 49 dB(A))

- » Energy-Intelligent™ technology with variable speed compressors for small offices, shops, retail, stores, restaurants, banks, or technical cooling
- » Provides reliable and high quality comfort with a smart use of energy and flexible installation and operation
- » Can provide total comfort over space heating and cooling needs

Wide range of simple and/or intelligent controllers in option



BRC944B2
(Option)



BRC1E73
(Option)



BRC4C82
BRC7E83
BRC7E818
(Option)

Available in Heat Pump

Available in Cooling Only

(Option)

		<div>Sizes available (rated Cooling kBTU/h)</div>						
	Indoor Unit name	18	24	30	36	42	Matching Outdoor Units	
	 FAQ_PVJU	<div>Available in Cooling Only</div> <div>Available in Heat Pump</div>	<div>Available in Cooling Only</div> <div>Available in Heat Pump</div>				RZR_PVJU8 (Cooling Only) RZQ_PVJU8 (Heat Pump) 	
	 FBQ_PVJU	<div>Available in Cooling Only</div> <div>Available in Heat Pump</div>	<div>Available in Cooling Only</div> <div>Available in Heat Pump</div>	<div>Available in Cooling Only</div> <div>Available in Heat Pump</div>	<div>Available in Cooling Only</div> <div>Available in Heat Pump</div>	<div>Available in Cooling Only</div> <div>Available in Heat Pump</div>	RZR_PVJU8 (Cooling Only) RZQ_PVJU8 (Heat Pump) 	
	 FCQ_PAVJU	<div>Available in Cooling Only</div> <div>Available in Heat Pump</div>	<div>Available in Cooling Only</div> <div>Available in Heat Pump</div>	<div>Available in Cooling Only</div> <div>Available in Heat Pump</div>	<div>Available in Cooling Only</div> <div>Available in Heat Pump</div>	<div>Available in Cooling Only</div> <div>Available in Heat Pump</div>	RZR_PVJU8 (Cooling Only) RZQ_PVJU8 (Heat Pump) 	
	 FHQ_PVJU FHQ_MVJU*	<div>Available in Cooling Only</div> <div>Available in Heat Pump</div>	<div>Available in Cooling Only</div> <div>Available in Heat Pump</div>	<div>Available in Cooling Only</div> <div>Available in Heat Pump</div>	<div>Available in Cooling Only</div> <div>Available in Heat Pump</div>	<div>Available in Cooling Only</div> <div>Available in Heat Pump</div>	RZR_PVJU8 (Cooling Only) RZQ_PVJU8 (Heat Pump) 	
	 FTQ_PBVJU	<div>Available in Heat Pump</div>	<div>Available in Heat Pump</div>	<div>Available in Heat Pump</div>	<div>Available in Heat Pump</div>	<div>Available in Heat Pump</div>	RZR_PVJU8 (Heat Pump) RZQ_PVJU7 (Heat Pump)* 	

FAQ_PVJU RZR_PVJU8 / RZQ_PVJU8 Wall-Mounted Unit

COMFORTABLE LIMITED WARRANTY* PROTECTION



* Complete warranty details available from your local dealer or at www.daikincomfort.com. Warranty registration not required to receive the 10-Year parts limited warranty for residential or commercial installations.

Sleek in design with comfort control features.

Standard Features

- » Energy efficiency up to SEER 18.6 and HSPF 9.4
- » Wide angle louvers distribute comfortable airflow
- » Auto-swing function ensures efficient air distribution
- » Front panel can be removed for easy cleaning
- » Quiet operation as low as 37 dB(A)
- » Optional wireless controller
- » Optional wired controller
- » Optional condensate pump



BRC1E73
(OPTION)



BRC7818
(OPTION)



FAQ_PVJU



RZR_PVJU8
RZQ_PVJU8

FAQ_PVJU

RZR_PVJU8 / RZQ_PVJU8

Wall-Mounted Unit

Model	Indoor Unit		FAQ18PVJU		FAQ24PVJU	
	Outdoor Unit (Cooling Only)		RZR18PVJU8		RZR24PVJU8	
	Outdoor Unit (Heat Pump)		RZQ18PVJU8		RZQ24PVJU8	
			Cooling	Heating	Cooling	Heating
Capacity Rated		Btu/h	18,000	20,000	23,800	27,600
COP Rated			3.13		2.39	
EER Rated			12.7		10.2	
SEER			18.6		17.3	
HSPF			8.7		9.4	
Piping Connections	Liquid	in. (mm)	Ø 3/8 (Ø 9.5)			
	Gas		Ø 5/8 (Ø 15.8)			
	Drain		Ø 1 (Ø 25.4)			
Max. Interunit Piping Length		ft. (m)	164(50)			
Max. Interunit Height Difference			98.4 (30)			
Chargeless			5.1 (2.3)			
Amount of Additional Charge of Refrigerant		lb/ft (kg/m)	Liquid piping length x 0.036 (0.0535)			
Operating Range - Cooling		°F DB	23° – 115°F			
Operating Range - Heating*		°F WD	0° – 60°F			
Indoor Unit			FAQ18PVJU		FAQ24PVJU	
Airflow Rate	H	cfm (m³/min)	500 (14.2)		635 (18)	
	M		400 (11.3)		470 (13.3)	
Fan	Type		Cross flow fan			
Air Direction Control			N/A			
Air Filter			Resin net (Washable)			
Dimensions (H × W × D)		in. (mm)	11-3/8 x 41-3/8 x 9 (289 x 1,051 x 228)			
Weight		lbs. (kg)	31 (14)			
Sound Pressure Level (H / M / L / SL)			N/A			
Outdoor Unit			RZQ18PVJU8 / RZR18PVJU8		RZQ24PVJU8 / RZR24PVJU8	
Compressor	Motor Output	W	1,700			
Refrigerant	Type		R-410A			
	Charge	lbs. (kg)	5.1 (2.3)			
Airflow Rate	H	cfm (m³/min)	1,835 (559)			
Dimensions (H × W × D)		in. (mm)	30-5/16 x 35-7/16 x 12-5/8 (770 x 900 x 321)			
Weight		lbs. (kg)	150 (68)			
Sound Pressure Level	H	dB(A)	49			

*Applicable to heat pump models only, refer to installation manual for more details.

FBQ_PVJU RZR_PVJU8 / RZQ_PVJU8 DC Duct Concealed

COMFORTABLE LIMITED WARRANTY* PROTECTION



* Complete warranty details available from your local dealer or at www.daikincomfort.com. Warranty registration not required to receive the 10-Year parts limited warranty for residential or commercial installations.

Sleek in design with comfort control features.

Standard Features

- » Medium external static pressure (ESP) capabilities offer up to 0.8 "W.G.
- » DC fan motor provides excellent efficiency
- » Three user selected fan speeds available plus fan "Auto" logic
- » Built-in condensate pump
- » Bottom access for easy service
- » Low profile design at less than 12" high
- » Optional wired controller
- » Connect to Daikin Zoning Kit (Optional)



- » Increases the flexibility of the SkyAir systems in both residential and commercial applications by adding a Zoning Box to an indoor unit fan coil
- » Allows several separate ducts to supply air to different individually-controlled zones.
- » The DZK BACnet® Interface will work with any BACnet/ IP compatible Building Management System
- » DZK thermostats pictured below



Wired Thermostat



Wireless
Thermostat



Wireless Lite
Thermostat



RZQ_PVJU8
RZR_PVJU8



FBQ_PVJU



DZK Kit
(Option)



BRC1E73
(Option)



BRC4C82
(Option)

FBQ_PVJU RZR_PVJU8 / RZQ_PVJU8 DC Duct Concealed

Model			Indoor Unit		FBQ18PVJU		FBQ24PVJU		FBQ30PVJU		FBQ36PVJU		FBQ42PVJU	
			Outdoor Unit Cooling Only		RZR18PVJU8		RZR24PVJU8		RZR30PVJU8		RZR36PVJU8		RZR42PVJU8	
			Outdoor Unit (Heat Pump)		RZQ18PVJU8		RZQ24PVJU8		RZQ30PVJU8		RZQ36PVJU8		RZQ42PVJU8	
			Cooling	Heating	Cooling	Heating	Cooling	Heating	Cooling	Heating	Cooling	Heating	Cooling	Heating
Capacity Rated			Btu/h		18,000	20,000	24,000	27,000	30,000	34,000	36,000	40,000	40,500	47,000
COP Rated			3.8		3.39		3.29		3.49		3.4			
EER Rated			13		12		10.5		11.1		10			
SEER			17.5		16.5		15.5		17.5		16			
HSPF			10.6		10.5		9.2		9.1		8.8			
Piping Connections	Liquid	in. (mm)	Ø 3/8 (Ø 9.5)											
	Gas		Ø 5/8 (Ø 15.8)											
	Drain		Ø 1 (Ø 25.4)											
Max. Interunit Piping Length			164 (50)									230 (70)		
Max. Interunit Height Difference			98.4 (30)									164 (50)		
Chargeless			5.1 (2.3)									8.8 (2.6)		
Amount of Additional Charge of Refrigerant			lb/ft (kg/m)	Liquid piping length x 0.036 (0.0535)										
Operating Range - Cooling			° F DB		23° – 115°F									
Operating Range - Heating*			° F WD		0° – 60°F						-4° – 60°F			
Indoor Unit			FBQ18PBVJU		FBQ24PBVJU		FBQ30PVJU		FBQ36PVJU		FBQ42PVJU			
Airflow Rate	H	cfm (m³/min)	635 (18)		688 (19.5)		882 (25)		1,130 (32)		1,377 (39)			
	M		582 (16.5)		618 (17.5)		794 (22.5)		953 (27)		1,165 (33)			
	L		529 (15)		565 (16)		706 (20)		812 (23)		988 (28)			
Fan	Type		Sirocco Fan											
Air Direction Control			N/A											
Air Filter			N/A											
Dimensions (H × W × D)		in. (mm)	11-13/16 x 39-3/8 x 27-9/16 300 x 1000 x 700							11-13/16 x 55-1/8 x 27-9/16 (300 x 1400 x 700)				
Weight		lbs. (kg)	80 (36)							102 (46)				
Sound Pressure Level (H / M / L / SL)		dB(A)	N/A											
Outdoor Unit			RZR18PVJU8 / RZQ18PVJU8		RZR24PVJU8 / RZQ24PVJU8		RZR30PVJU8 / RZQ30PVJU8		RZR36PVJU8 / RZQ36PVJU8		RZR42PVJU8 / RZQ42PVJU8			
Compressor	Motor Output	W	1,700							2,500		3,000		
Refrigerant	Type		R-410A											
	Charge	lbs. (kg)	5.1 (2.3)							8.8 (4)				
Airflow Rate		cfm (m³/min)	1,835 (559)							3,740 (1140)				
Dimensions (H × W × D)		in. (mm)	30-5/16 x 35-7/16 x 12-5/8 (770 x 900 x 321)							52-15/16 x 35-7/16 x 12-5/8 (1345 x 900 x 321)				
Weight		lbs. (kg)	150 (68)							283 (128)				
Sound Pressure Level	H	dB(A)	49							58				

*Applicable to heat pump models only, refer to installation manual for more details.

MERV 13 Filter Kit Option contains a MERV 13 filter, adapter frame and easy to follow installation instructions and can be installed on the following models only:

Kit Model	Indoor Units
DACA-FXMQ30-13-1K	FBQ18-30PVJU
DACA-FXMQ48-13-1K	FBQ36-42PVJU

Enthalpy economizer (field applied accessory)

Model	Indoor Units
ECONMQ30P-8-1K (MERV 8 Filter)	FBQ18-30PVJU
ECONMQ30P-13-1K (MERV 13 Filter)	
ECONMQ48P-8-1K (MERV 8 Filter)	FBQ36-42PVJU
ECONMQ48P-13-1K (MERV 13 Filter)	

Air Adjustment Grille

KPW5E80	RZR18PVJU8, RZR24PVJU8, RZR30PVJU8 RZR36PVJU8 (x2), RZR42PVJU8 (x2)
	RZQ18PVJU8, RZQ24PVJU8, RZQ30PVJU8, RZQ36PVJU8 (x2), RZQ42PVJU8 (x2)

FCQ_PAVJU RZR_PVJU8 / RZQ_PVJU8 Round Flow Cassette

COMFORTABLE LIMITED
WARRANTY* PROTECTION



* Complete warranty details available from your local dealer or at www.daikincomfort.com. Warranty registration not required to receive the 10-Year parts limited warranty for residential or commercial installations.

Customizable comfort ideal for
open plan applications.

Standard Features

- » 23 configurable airflow patterns ensure ideal air distribution for maximized comfort and savings
- » 360° airflow reduces draft
- » Lower air velocities provide better airflow distribution
- » Stain resistant decoration panel allows for easy cleaning
- » Condensate pump provided as standard
- » Outside air integration possible
- » Optional wired controller



RZQ_PVJU8
RZR_PVJU8



FCQ_PAVJU



BRC1E73
(Option)



BRC2A71
(Option)

FCQ_PAVJU RZR_PVJU8 / RZQ_PVJU8 Round Flow Cassette

Model	Indoor Unit		FCQ18PAVJU		FCQ24PAVJU		FCQ30PAVJU		FCQ36PAVJU		FCQ42PAVJU		
	Outdoor Unit Cooling Only		RZR18PVJU8		RZR24PVJU8		RZR30PVJU8		RZR36PVJU8		RZR42PVJU8		
	Outdoor Unit (Heat Pump)		RZQ18PVJU8		RZQ24PVJU8		RZQ30PVJU8		RZQ36PVJU8		RZQ42PVJU8		
Capacity Rated		Btu/h		Cooling	Heating	Cooling	Heating	Cooling	Heating	Cooling	Heating	Cooling	Heating
				18,000	20,000	23,800	27,000	30,000	33,800	36,000	40,000	41,500	47,000
COP Rated				3.88		3.59		2.7		3.0		2.9	
EER Rated				13		12		9.3		11.4		10.2	
SEER				18.6		18.5		17.2		17.6		17	
HSPF				10.1		10.2		10.2		9.0		8.6	
Piping Connections	Liquid	in. (mm)	Ø 3/8 (Ø 9.5)										
	Gas		Ø 5/8 (Ø 15.8)										
	Drain		Ø 1 (Ø 25.4)										
Max. Interunit Piping Length		ft. (m)	164 (50)						230 (70)				
Max. Interunit Height Difference			98.4 (30)						164 (50)				
Chargeless			5.1 (2.3)						8.8 (2.6)				
Amount of Additional Charge of Refrigerant		lb/ft (kg/m)	Liquid piping length x 0.036 (0.0535)										
Operating Range - Cooling		° F DB	23° — 115°F										
Operating Range - Heating*		° F WD	0° — 60°F							-4° — 60°F			
Indoor Unit			FCQ18PAVJU		FCQ24PAVJU		FCQ30PAVJU		FCQ36PAVJU		FCQ42PAVJU		
Airflow Rate	H	cfm (m³/min)	560 (15.9)		780 (22.1)		830 (23.5)		1,180 (33.4)		1,220 (34.5)		
	M		470 (13.3)		620 (17.6)		670 (19)		910 (25.8)		970 (27.5)		
	L		390 (11)		470 (13.3)		530 (15)		700 (19.8)		790 (22.4)		
Fan	Type		Turbo Fan										
Air Direction Control			N/A										
Air Filter			N/A										
Dimensions (H × W × D)		in. (mm)	9-11/16 x 33-1/16 x 33-1/16 (246 x 840 x 840)						11-5/16 x 33-1/16 x 33-1/16 (303 x 840 x 840)				
Weight		lbs. (kg)	43 (19.5)		48.5 (22)				55 (25)				
Sound Pressure Level (H / M / L / SL)		dB(A)	N/A										
Outdoor Unit			RZR18PVJU8 / RZQ18PVJU8		RZR24PVJU8 / RZQ24PVJU8		RZR30PVJU8 / RZQ30PVJU8		RZR36PVJU8 / RZQ36PVJU8		RZR42PVJU8 / RZQ42PVJU8		
Compressor	Motor Output	W	1,700						2,500		3,000		
Refrigerant	Type		R-410A										
	Charge	lbs. (kg)	5.1 (2.3)						8.8 (4)				
Airflow Rate	H	cfm (m³/min)	1,835 (559)						3,740 (1140)				
Dimensions (H × W × D)		in. (mm)	30-5/16 x 35-7/16 x 12-5/8 (770 x 900 x 321)						52-15/16 x 35-7/16 x 12-5/8 (1,345 x 900 x 321)				
Weight		lbs. (kg)	150 (68)						283 (128)				
Sound Pressure Level	H	dB(A)	49						58				

*Applicable to heat pump models only, refer to installation manual for more details.

Air Adjustment Grille		
KPW5E80	RZR18PVJU8, RZR24PVJU8, RZR30PVJU8, RZR36PVJU8 (x2), RZR42PVJU8 (x2)	
	RZQ18PVJU8, RZQ24PVJU8, RZQ30PVJU8, RZQ36PVJU8 (x2), RZQ42PVJU8 (x2)	

FHQ_PVJU RZR_PVJU8 / RZQ_PVJU8 Ceiling Suspended

COMFORTABLE LIMITED WARRANTY* PROTECTION



* Complete warranty details available from your local dealer or at www.daikincomfort.com. Warranty registration not required to receive the 10-Year parts limited warranty for residential or commercial installations.

A slim solution for open or structured ceilings.

Standard Features

- » Slim in height at less than 8"
- » Auto-swing capability with 100° airflow pattern distributes comfortable airflow
- » Innovative stream fan technology keeps sound pressure levels low
- » Lateral servicing space allows installation in corners, narrow spaces, walls, and ceilings
- » Flat panel design makes cleaning simple
- » Concealed piping
- » Optional wired controller
- » Optional condensate pump



RZQ_PVJU8
RZR_PVJU8



FHQ_PVJU
FHQ_MVJU



BRC1E73
(Option)



BRC7E83
(Option)

FHQ_PVJU RZR_PVJU8 / RZQ_PVJU8 Ceiling Suspended

Model	Indoor Unit		FHQ18PVJU		FHQ24PVJU		FHQ30PVJU		FHQ36MVJU		FHQ42MVJU			
	Outdoor Unit Cooling Only		RZR18PVJU8		RZR24PVJU8		RZR30PVJU8		RZR36PVJU8		RZR42PVJU8			
	Outdoor Unit (Heat Pump)		RZQ18PVJU8		RZQ24PVJU8		RZQ30PVJU8		RZQ36PVJU8		RZQ42PVJU8			
Capacity Rated		Btu/h		Cooling	Heating	Cooling	Heating	Cooling	Heating	Cooling	Heating	Cooling	Heating	
				18,000	20,000	23,800	27,000	30,000	35,000	36,000	37,400	39,000	39,500	
COP Rated				3.88		3.59		2.69		3.0		2.9		
EER Rated				14		12.6		10.1		9.5		8.8		
SEER				18		17.5		16.9		14		14		
HSPF				9.7		10		8.4		8.2		8.2		
Piping Connections	Liquid	in. (mm)	Ø 3/8 (Ø 9.5)											
	Gas		Ø 5/8 (Ø 15.8)											
	Drain		Ø 1 (Ø 25.4)											
Max. Interunit Piping Length		ft. (m)	164 (50)											
Max. Interunit Height Difference			98.4 (30)											
Chargeless			5.1 (2.3)											
Amount of Additional Charge of Refrigerant		lb/ft (kg/m)	Liquid piping length x 0.036 (0.0535)											
Operating Range - Cooling		° F DB	23° – 115°F											
Operating Range - Heating*		° F W/D	0° – 60°F								-4° – 60°F			
Indoor Unit			FHQ18PVJU		FHQ24PVJU		FHQ30PVJU		FHQ36MVJU		FHQ42MVJU			
Airflow Rate	H	cfm (m³/min)	790 (22.4)		790 (22.4)		790 (22.4)		830 (23.5)		850 (24.1)			
	M		N/A		N/A		N/A		N/A					
	L		670 (19)		670 (19)		670 (19)		670 (19)		700 (19.8)			
Fan	Type		Sirocco Fan											
Air Direction Control			N/A											
Air Filter			N/A											
Dimensions (H × W × D)		in. (mm)	7-11/16 x 62-5/8 x 26-3/4 (195 x 1590 x 679)											
Weight		lbs. (kg)	90 (41)											
Sound Pressure Level (H / M / L / SL)		dB(A)	N/A											
Outdoor Unit			RZR18PVJU8 / RZQ18PVJU8		RZR24PVJU8 / RZQ24PVJU8		RZR24PVJU8 / RZQ24PVJU8		RZR24PVJU8 / RZQ24PVJU8		RZR42PVJU8 / RZQ42PVJU8			
Compressor	Motor Output	W	1,700								2,500		3,000	
Refrigerant	Type		R-410A											
	Charge	lbs. (kg)	5.1 (2.3)								8.8 (4)			
Airflow Rate	H	cfm (m³/min)	1,835 (559)								3,740 (1,140)			
Dimensions (H × W × D)		in. (mm)	30-5/16 x 35-7/16 x 12-5/8 (770 x 900 x 321)								52-15/16 x 35-7/16 x 12-5/8 (1,345 x 900 x 321)			
Weight		lbs. (kg)	150 (68)								283 (128)			
Sound Pressure Level	H	dB(A)	49								58			

*Applicable to heat pump models only, refer to installation manual for more details.

Air Adjustment Grille		
KPW5E80	RZR18PVJU8, RZR24PVJU8, RZR30PVJU8, RZR36PVJU8 (x2), RZR42PVJU8 (x2)	
	RZQ18PVJU8, RZQ24PVJU8, RZQ30PVJU8, RZQ36PVJU8 (x2), RZQ42PVJU8 (x2)	

FTQ_PBVJU RZQ_PVJU8 / RZQ_PVJU7 Inverter Ducted

COMFORTABLE LIMITED
WARRANTY* PROTECTION



* Complete warranty details available from your local dealer or at www.daikincomfort.com. Warranty registration not required to receive the 10-Year parts limited warranty for residential or commercial installations.

An intelligent alternative to traditional unitary systems.

Standard Features

- » Upflow or horizontal right configurations for the indoor unit
- » Energy efficiency up to SEER 20.0
- » High heating capacity at low ambient temperatures as low as -4°F with no electrical heat
- » Field-installed electric heater options available from 3 kW to 15 kW (electric heater connection kit part no. KER26A60 required for electric heat integration)
- » Low outdoor unit sound levels (as low as 49 dB(A))



RZQ_PVJU8
RZQ_PVJU7



FTQ_PBVJU



BRC1E73
(Option)



BRC2A71*
(Option)

*requires KRCS01-4B


FTQ_PBVJU RZQ_PVJU8 / RZQ_PVJU7 Inverter Ducted

Model	Indoor Unit		FTQ18PBVJU		FTQ24PBVJU		FTQ30PBVJU		FTQ36PBVJU		FTQ42PBVJU	
	Outdoor Unit		RZQ18PVJU8		RZQ24PVJU8		RZQ30PVJU7		RZQ36PVJU8		RZQ42PVJU8	
			Cooling	Heating	Cooling	Heating	Cooling	Heating	Cooling	Heating	Cooling	Heating
Capacity Rated		Btu/h	18,000	20,000	24,000	27,000	30,000	34,000	36,000	40,000	42,000	47,000
COP Rated			3.98		3.8		3.7		3.6		3.2	
EER Rated			14.5		13.5		13		12.2		11	
SEER			20		19		17.6		17		16	
HSPF			12		11.5		9.5		9.5		9	
Piping Connections	Liquid	in. (mm)	Ø 3/8 (Ø 9.5)									
	Gas		Ø 5/8 (Ø 15.8)									
	Drain		Ø 1 (Ø 25.4)									
Max. Interunit Piping Length		ft. (m)	98.4 (30)				230 (70)					
Max. Interunit Height Difference			98.4 (30)				164 (50)					
Chargeless			5.1 (2.3)				8.8 (2.6)					
Amount of Additional Charge of Refrigerant		lb/ft (kg/m)	(Liquid Piping Length x 0.036) + 0.35; (Liquid Piping Length x 0.0535) + 0.16									
Operating Range - Cooling		° F DB	23° – 115°F									
Operating Range - Heating		° F WD	0° – 60°F				-4° – 60°F					
Indoor Unit			FTQ18PBVJU		FTQ24PBVJU		FTQ30PBVJU		FTQ36PBVJU		FTQ42PBVJU	
Airflow Rate	H	cfm (m³/min)	600 (17)		800 (22.7)		1000 (28.3)		1200 (34)		1400 (39.6)	
	M		510 (14.4)		680 (19.3)		850 (24.1)		1020 (28.9)		1190 (32.6)	
	L		420 (11.9)		560 (15.9)		700 (19.8)		840 (23.8)		980 (27.8)	
Fan	Type		Sirocco Fan									
Air Direction Control			N/A									
Air Filter			N/A									
Dimensions (H × W × D)		in. (mm)	48-1/8 x 22 x 26 (1,222 x 559 x 660)				58-1/4 x 22 x 26 (1,480 x 559 x 660)					
Weight		lbs. (kg)	161 (73)				192 (87)				203 (92)	
Sound Pressure Level (H / M / L / SL)		dB(A)	N/A									
Outdoor Unit			RZQ18PVJU8		RZQ24PVJU8		RZQ30PVJU7		RZQ36PVJU8		RZQ42PVJU8	
Compressor	Motor Output	W	1,700				2,000		2,500		3,000	
Refrigerant	Type		R-410A									
	Charge	lbs.(kg)	5.1 (2.3)				8.8 (4)					
Airflow Rate	H	cfm (m³/min)	1,835 (559)						3,740 (1,140)			
Dimensions (H × W × D)		in. (mm)	30-5/16 x 35-7/16 x 12-5/8 (770 x 900 x 321)						52-15/16 x 35-7/16 x 12-5/8 (1,345 x 900 x 321)			
Weight		lbs. (kg)	150 (68)						283 (128)			
Sound Pressure Level	H	dB(A)	49						58			

Electric Heater Capacity						
Model Name	HKR-03	HKR-05C	HKR-06	HKR-08C	HKR-10C	HKR-15C
FTQ18PBVJU	○	●	●	X	X	X
FTQ24PBVJU	○	●	●	●	●	X
FTQ30PBVJU	○	○	●	●	●	X
FTQ36PBVJU	○	○	●	●	●	X
FTQ42PBVJU	○	○	○	○	●	●*

○ Electric heater operation with heat pump is allowed ● Only electric heater operation is allowed X Not allowed.
* Acceptable for 2-step control

Air Adjustment Grille	
KPW5E80	RZQ18PVJU8, RZQ24PVJU8, RZQ30PVJU7 (x2), RZQ36PVJU8 (x2), RZQ42PVJU8 (x2)



Light Commercial Products



Light Commercial Commercial Comfort











Commercial comfort. No compromise.

Get curb appeal, energy efficient performance and outstanding product limited warranties*.

Get on the ground floor with one of the world's largest HVAC manufacturers and start growing your business. Daikin commercial splits and packaged units offer ease of installation, efficient operation and outstanding product limited warranty* coverage. Whether you need a straight cooling unit, heat pump or gas/electric, you'll find cogent features such as 5mm condensing coils, outstanding heat pump features and our most durable tubular heat exchanger. When you want the best, don't compromise. Demand Daikin!

*Complete warranty details available from your local distributor or manufacturer's representative or at www.daikincomfort.com.

				Tonnage (Nominal Capacity)				
Split Systems	Three Phase	Type	Model					
		Air Conditioners	DXS13SA	3 to 5 Ton				
		Air Conditioners	DXS11SA	7½ & 10 Ton		7½ & 10 Ton		
		Heat Pump	DZ14SA	3 to 5 Ton		DAR/DAT - Multi-Speed Upflow Air Handler		
		Heat Pump	DZ11SA	7½ & 10 Ton				
Packaged	Single & Three Phase	Air Conditioners	DTC	3 to 5 Ton		3 to 5 Ton		
		Heat Pump	DTH	3 to 5 Ton				
		Gas/Electric	DTG	3 to 5 Ton				
	Single & Three Phase	Air Conditioners	DSC	3 to 5 Ton		3 to 5 Ton		
		Heat Pump	DSH	3 to 5 Ton				
		Gas/Electric	DSG	3 to 5 Ton				
	Three Phase	Air Conditioners	DCC	6 to 25 Ton		6 Ton		25 Ton
		Heat Pump	DCH	6 to 25 Ton				
		Gas/Electric	DCG	6 to 25 Ton		7½ to 12½ Ton		15 & 20 Ton
		Air Conditioners	DP14CM	3 to 5 Ton				
		Heat Pump	DP14HM	3 to 5 Ton		3 to 5 Ton		
		Gas/Electric	DP14GM	3 to 5 Ton				

DSC – Single & Three-Phase Packaged Air Conditioners 3 to 5 Tons



*Complete warranty details available from your local distributor or manufacturer's representative or at www.daikincomfort.com.

The Daikin DSC Commercial Packaged Air Conditioners feature a high-efficiency scroll compressor, convertible airflow orientation, and easy access for servicing. These units are housed in a heavy-gauge, galvanized-steel cabinet with UV-resistant powder-paint finish.



DESIGNED FOR EXCEPTIONAL DURABILITY, ENERGY EFFICIENCY, AND OUTSTANDING PERFORMANCE.

- » R-410A chlorine-free refrigerant
- » High-efficiency scroll compressors
- » Copper tube/aluminum fin coils
- » 24-volt terminal strip
- » High-capacity, steel-cased filter drier
- » Convertible airflow orientation
- » Bottom utility entry
- » AHRI Certified; ETL Listed
- » Built-in filter rack with standard 2" filters
- » Heavy-gauge, galvanized-steel cabinet with UV-resistant powder-paint finish
- » Full perimeter rail; Curb fit

Model	Cooling Capacity		SEER/ EER	Voltage- Phase	Electric Heat (kW)	Dimensions			dB(A)	Ship Weight (lbs)
	BTU/h	CFM				W"	D"	H"		
DSC036***3B***A*	35,000	1,200	14.0 / 12.0	208/230-3	10, 15	74 ¹ / ₁₆	48 ³ / ₁₆	38 ¹³ / ₁₆	78	590
DSC036***4B***A*	35,000	1,200	14.0 / 12.0	460-3	10, 15	74 ¹ / ₁₆	48 ³ / ₁₆	38 ¹³ / ₁₆	78	590
DSC036***7B***A*	35,000	1,200	14.0 / 12.0	575-3	10, 15	74 ¹ / ₁₆	48 ³ / ₁₆	38 ¹³ / ₁₆	78	590
DSC036***1D***A*	35,000	1,200	14.0 / 12.0	208/230-1	10, 15	74 ¹ / ₁₆	48 ³ / ₁₆	38 ¹³ / ₁₆	78	590
DSC036***3D***A*	35,000	1,200	14.0 / 12.0	208/230-3	10, 15	74 ¹ / ₁₆	48 ³ / ₁₆	38 ¹³ / ₁₆	78	590
DSC048***3B***A*	47,000	1,600	14.0 / 11.8	208/230-3	10, 15, 18	74 ¹ / ₁₆	48 ³ / ₁₆	38 ¹³ / ₁₆	78	595
DSC048***4B***A*	47,000	1,600	14.0 / 11.8	460-3	10, 15, 18	74 ¹ / ₁₆	48 ³ / ₁₆	38 ¹³ / ₁₆	78	595
DSC048***7B***A*	47,000	1,600	14.0 / 11.8	575-3	10, 15, 18	74 ¹ / ₁₆	48 ³ / ₁₆	38 ¹³ / ₁₆	78	595
DSC048***1D***A*	47,000	1,600	14.0 / 12.0	208/230-1	10, 15, 18	74 ¹ / ₁₆	48 ³ / ₁₆	38 ¹³ / ₁₆	78	590
DSC048***3D***A*	47,000	1,600	14.0 / 12.0	208/230-3	10, 15, 18	74 ¹ / ₁₆	48 ³ / ₁₆	38 ¹³ / ₁₆	78	590
DSC060***3B***A*	58,000	1,800	14.0 / 11.6	208/230-3	10, 15, 20	74 ¹ / ₁₆	48 ³ / ₁₆	38 ¹³ / ₁₆	78	595
DSC060***4B***A*	58,000	1,800	14.0 / 11.6	460-3	10, 15, 20	74 ¹ / ₁₆	48 ³ / ₁₆	38 ¹³ / ₁₆	78	595
DSC060***7B***A*	58,000	1,800	14.0 / 11.6	575-3	10, 15, 20, 25	74 ¹ / ₁₆	48 ³ / ₁₆	38 ¹³ / ₁₆	78	595
DSC060***1D***A*	58,000	1,800	14.0 / 11.6	208/230-1	10, 15, 20	74 ¹ / ₁₆	48 ³ / ₁₆	38 ¹³ / ₁₆	78	595
DSC060***3D***A*	58,000	1,800	14.0 / 11.6	208/230-3	10, 15, 20, 25	74 ¹ / ₁₆	48 ³ / ₁₆	38 ¹³ / ₁₆	78	595

Daikin North America LLC reserves the right to discontinue or change at any time specifications or designs without notice or without incurring obligations.



*Complete warranty details available from your local distributor or manufacturer's representative or at www.daikincomfort.com.

DCC – Three-Phase Packaged Air Conditioners

6 Tons



The Daikin DCC Commercial Packaged Air Conditioners feature a high-efficiency scroll compressor, convertible airflow orientation, and easy access for servicing. These units are housed in a heavy-gauge, galvanized-steel cabinet with UV-resistant powder-paint finish.

DESIGNED FOR EXCEPTIONAL DURABILITY, ENERGY EFFICIENCY, AND OUTSTANDING PERFORMANCE.

- | | | |
|----------------------------------------------------------------------------------------------------------------------------------------------------------------------------------------------------------------|--------------------------------------------------------------------------------------------------------------------------------------------------------------------------------------------------------------|-----------------------------------------------------------------------------------------------------------------------------------------------------------------------------------------------------------------------------------|
| <ul style="list-style-type: none"> » R-410A chlorine-free refrigerant » High-efficiency scroll compressors » Copper tube/aluminum fin coils » 24-volt terminal strip | <ul style="list-style-type: none"> » High-capacity, steel-cased filter drier » Convertible airflow orientation » Bottom utility entry » AHRI Certified; ETL Listed | <ul style="list-style-type: none"> » Built-in filter rack with standard 2" filters » Heavy-gauge, galvanized-steel cabinet with UV-resistant powder-paint finish » Full perimeter rail; Curb fit |
|----------------------------------------------------------------------------------------------------------------------------------------------------------------------------------------------------------------|--------------------------------------------------------------------------------------------------------------------------------------------------------------------------------------------------------------|-----------------------------------------------------------------------------------------------------------------------------------------------------------------------------------------------------------------------------------|

Model	Cooling Capacity		SEER/ EER	Voltage- Phase	Electric Heat (kW)	Dimensions			dB(A)	Ship Weight (lbs)
	BTU/h	CFM				W"	D"	H"		
DCC072***3V***	70,000	2,250	11.3 / 15.4	208/230-3	10, 15, 20, 25	74 ¹ / ₁₆	48 ⁵ / ₁₆	42 ¹³ / ₁₆	78	665
DCC072***4V***	70,000	2,250	11.3 / 15.4	460-3	10, 15, 20, 25	74 ¹ / ₁₆	48 ⁵ / ₁₆	42 ¹³ / ₁₆	78	665
DCC072***7V***	70,000	2,250	11.3 / 15.5	575-3	10, 15, 20, 25	74 ¹ / ₁₆	48 ⁵ / ₁₆	42 ¹³ / ₁₆	78	665

Daikin North America LLC reserves the right to discontinue or change at any time specifications or designs without notice or without incurring obligations.

DCC – Three-Phase Packaged Air Conditioners 7½ to 12½ Tons



*Complete warranty details available from your local distributor or manufacturer's representative or at www.daikincomfort.com.

The Daikin DCC Commercial Packaged Air Conditioners feature the chlorine-free refrigerant R-410A. Other features include a high-efficiency scroll compressor and easy access for servicing. These units are housed in a heavy-gauge, galvanized-steel cabinet with UV-resistant powder-paint finish.



DESIGNED FOR EXCEPTIONAL DURABILITY, ENERGY EFFICIENCY, AND OUTSTANDING PERFORMANCE.

- | | | |
|-------------------------------------------|-------------------------------------------------|-------------------------------------------------------------------------------|
| » R-410A chlorine-free refrigerant | » Two-stage cooling | » AHRI Certified; ETL Listed |
| » High-efficiency scroll compressor | » 24-volt terminal strip | » Heavy-gauge, galvanized-steel cabinet with UV-resistant powder-paint finish |
| » Copper tube/aluminum fin coils | » Convertible airflow orientation | » Full perimeter rail; Curb fit |
| » Contactor with lugs | » Easy to service | |
| » High-capacity, steel-cased filter drier | » Built-in filter rack with standard 2" filters | |

Model	Cooling Capacity		EER/ IEER	Voltage- Phase	Electric Heat (kW)	Dimensions			dB(A)	Ship Weight (lbs)
	BTU/h	CFM				W"	D"	H"		
DCC090***3V***	88,000	3,000	11.3 / 13.0	208/230-3	16,30,45	100 ⁵ / ₆₄	61 ³ / ₄	52 ⁷ / ₈	82	1085
DCC090***4V***	88,000	3,000	11.3 / 13.0	460-3	16,30,45	100 ⁵ / ₆₄	61 ³ / ₄	52 ⁷ / ₈	82	1085
DCC090***7V***	88,000	3,000	11.3 / 13.0	575-3	16,30,45	100 ⁵ / ₆₄	61 ³ / ₄	52 ⁷ / ₈	82	1085
DCC102***3V***	102,000	3,200	11.3 / 13.4	208/230-3	16,30,45	100 ⁵ / ₆₄	61 ³ / ₄	52 ⁷ / ₈	83	1125
DCC102***4V***	102,000	3,200	11.3 / 13.4	460-3	16,30,45	100 ⁵ / ₆₄	61 ³ / ₄	52 ⁷ / ₈	83	1125
DCC102***7V***	102,000	3,200	11.3 / 13.4	575-3	16,30,45	100 ⁵ / ₆₄	61 ³ / ₄	52 ⁷ / ₈	83	1125
DCC120***3V***	116,000	3,500	11.3 / 13.0	208/230-3	16,30,45	100 ⁵ / ₆₄	61 ³ / ₄	52 ⁷ / ₈	83	1125
DCC120***4V***	116,000	3,500	11.3 / 13.0	460-3	16,30,45	100 ⁵ / ₆₄	61 ³ / ₄	52 ⁷ / ₈	83	1125
DCC120***7V***	116,000	3,500	11.3 / 13.0	575-3	16,30,45	100 ⁵ / ₆₄	61 ³ / ₄	52 ⁷ / ₈	83	1125
DCC150***3V***	144,000	3,900	11.0 / 12.2	208/230-3	16,30,45	100 ⁵ / ₆₄	61 ³ / ₄	58 ⁷ / ₈	83	1250
DCC150***4V***	144,000	3,900	11.0 / 12.2	460-3	16,30,45	100 ⁵ / ₆₄	61 ³ / ₄	58 ⁷ / ₈	83	1250
DCC150***7V***	144,000	3,900	11.0 / 12.2	575-3	16,30,45	100 ⁵ / ₆₄	61 ³ / ₄	58 ⁷ / ₈	83	1250

Daikin North America LLC reserves the right to discontinue or change at any time specifications or designs without notice or without incurring obligations.



*Complete warranty details available from your local distributor or manufacturer's representative or at www.daikincomfort.com.

DCC – Three-Phase Packaged Air Conditioners

15 to 25 Tons



The Daikin DCC Commercial Packaged Air Conditioners feature the chlorine-free refrigerant R-410A. Other features include a high-efficiency scroll compressor and easy access for servicing. These units are housed in a heavy-gauge, galvanized steel cabinet with UV-resistant powder-paint finish.

DESIGNED FOR EXCEPTIONAL DURABILITY, ENERGY EFFICIENCY, AND OUTSTANDING PERFORMANCE.

- » R-410A chlorine-free refrigerant
- » High-efficiency scroll compressors
- » Copper tube/aluminum fin coils
- » Contactor with lugs
- » High-capacity, steel-cased filter drier
- » High -and low- pressure switches
- » Aluminum micro-channel indoor coil on 25-ton units
- » 24-volt terminal strip
- » Easy to service
- » 25-ton unit contains three outdoor fans
- » Built-in filter rack with standard 2" filters (convertible to 4" filters)
- » AHRI Certified; ETL Listed
- » Heavy-gauge, galvanized-steel cabinet with UV-resistant powder-paint finish
- » Full perimeter rail

Model	Cooling Capacity		EER / IEER	Voltage-Phase	Electric Heat (kW)	Dimensions			dB(A)	Ship Weight (lbs)
	BTU/h	CFM				W"	D"	H"		
DCC180***3V***	180,000	6,000	11.0 / 12.8	208-230/3	30, 45, 60	133½	88½ ₃₂	50¾	88	2080
DCC180***4V***	180,000	6,000	11.0 / 12.8	460/3	30, 45, 60	133½	88½ ₃₂	50¾	88	2080
DCC180***7V***	180,000	6,000	11.0 / 12.8	575/3	30, 45, 60	133½	88½ ₃₂	50¾	88	2080
DCC240***3V***	240,000	7,000	10.0 / 11.5	208-230/3	30, 45, 60, 75	133½	88½ ₃₂	50¾	88	2202
DCC240***4V***	240,000	7,000	10.0 / 11.5	460/3	30, 45, 60, 75	133½	88½ ₃₂	50¾	88	2202
DCC240***7V***	240,000	7,000	10.0 / 11.5	575/3	30, 45, 60, 75	133½	88½ ₃₂	50¾	88	2202

Daikin North America LLC reserves the right to discontinue or change at any time specifications or designs without notice or without incurring obligations.

Model	Cooling Capacity		EER / IEER	Voltage-Phase	Electric Heat (kW)	Dimensions			dB(A)	Ship Weight (lbs)
	BTU/h	CFM				W"	D"	H"		
DCC300***3V***	290,000	8,200	10.2 / 11.8	208-230/3	30, 45, 60, 75	133½	88½ ₃₂	53¾ ₃₂	92	2387
DCC300***4V***	290,000	8,200	10.2 / 11.8	460/3	30, 45, 60, 75	133½	88½ ₃₂	53¾ ₃₂	92	2387
DCC300***7V***	290,000	8,200	10.2 / 11.8	575/3	30, 45, 60, 75	133½	88½ ₃₂	53¾ ₃₂	92	2387

Daikin North America LLC reserves the right to discontinue or change at any time specifications or designs without notice or without incurring obligations.

LIGHT COMMERCIAL

DSH – Single & Three-Phase Packaged Heat Pumps 3 to 5 Tons



*Complete warranty details available from your local distributor or manufacturer's representative or at www.daikincomfort.com.

The Daikin DSH Commercial Packaged Heat Pumps feature the chlorine-free refrigerant R-410A. Other features include high-efficiency scroll compressors and easy access for servicing. These units are housed in a heavy-gauge, galvanized-steel cabinet with UV-resistant powder-paint finish.



DESIGNED FOR EXCEPTIONAL DURABILITY, ENERGY EFFICIENCY, AND OUTSTANDING PERFORMANCE.

- » R-410A chlorine-free refrigerant
- » High-efficiency scroll compressor
- » Copper tube/aluminum fin coils
- » Contactor with lugs
- » AHRI Certified; ETL Listed
- » High-capacity, steel-cased filter drier
- » Bottom utility entry
- » 24-volt terminal strip
- » Convertible airflow orientation
- » Easy to service
- » Built-in filter rack with standard 2" filters
- » Heavy-gauge, galvanized-steel cabinet with UV-resistant powder-paint finish
- » Full perimeter rail; Curb fit

Model	Nominal Capacities ¹			SEER/ EER	Voltage- Phase	Electric Heat (kW)	Dimensions			dB(A)	Ship Weight (lbs)
	Cooling	CFM	Heating				W"	D"	H"		
DSH036***3B***A*	36,000	1,200	36,000	14 / 12	208/230-3	10, 15	74 ¹ / ₁₆	48 ³ / ₁₆	38 ¹³ / ₁₆	78	605
DSH036***4B***A*	36,000	1,200	36,000	14 / 12	460-3	10, 15	74 ¹ / ₁₆	48 ³ / ₁₆	38 ¹³ / ₁₆	78	605
DSH036***7B***A*	36,000	1,200	36,000	14 / 12	575-3	10, 15	74 ¹ / ₁₆	48 ³ / ₁₆	38 ¹³ / ₁₆	78	605
DSH036***1D***A*	36,000	1,200	36,000	14 / 12	208/230-1	10, 15	74 ¹ / ₁₆	48 ³ / ₁₆	38 ¹³ / ₁₆	78	605
DSH036***3D***A*	36,000	1,200	36,000	14 / 12	208/230-3	10, 15	74 ¹ / ₁₆	48 ³ / ₁₆	38 ¹³ / ₁₆	78	605
DSH048***3B***A*	47,000	1,600	45,500	14 / 12	208/230-3	10, 15, 18	74 ¹ / ₁₆	48 ³ / ₁₆	38 ¹³ / ₁₆	78	610
DSH048***4B***A*	47,000	1,600	45,500	14 / 12	460-3	10, 15, 18	74 ¹ / ₁₆	48 ³ / ₁₆	38 ¹³ / ₁₆	78	610
DSH048***7B***A*	47,000	1,600	45,500	14 / 12	575-3	10, 15, 18	74 ¹ / ₁₆	48 ³ / ₁₆	38 ¹³ / ₁₆	78	610
DSH048***1D***A*	47,000	1,600	45,000	14 / 12	208/230-1	10, 15, 18	74 ¹ / ₁₆	48 ³ / ₁₆	38 ¹³ / ₁₆	78	610
DSH048***3D***A*	47,000	1,600	45,000	14 / 12	208/230-3	10, 15, 18	74 ¹ / ₁₆	48 ³ / ₁₆	38 ¹³ / ₁₆	78	610
DSH060***3B***A*	60,000	2,000	57,000	14 / 12	208/230-3	10, 15, 20	74 ¹ / ₁₆	48 ³ / ₁₆	42 ¹³ / ₁₆	78	675
DSH060***4B***A*	60,000	2,000	57,000	14 / 12	460-3	10, 15, 20	74 ¹ / ₁₆	48 ³ / ₁₆	42 ¹³ / ₁₆	78	675
DSH060***7B***A*	60,000	2,000	57,000	14 / 12	575-3	10, 15, 20, 25	74 ¹ / ₁₆	48 ³ / ₁₆	42 ¹³ / ₁₆	78	675
DSH060***1D***A*	60,000	2,000	57,000	14 / 12	208/230-1	10, 15, 20	74 ¹ / ₁₆	48 ³ / ₁₆	42 ¹³ / ₁₆	78	675
DSH060***3D***A*	60,000	2,000	57,000	14 / 12	208/230-3	10, 15, 20	74 ¹ / ₁₆	48 ³ / ₁₆	42 ¹³ / ₁₆	78	675

¹ BTU/h | Daikin North America LLC reserves the right to discontinue or change at any time specifications or designs without notice or without incurring obligations.



*Complete warranty details available from your local distributor or manufacturer's representative or at www.daikincomfort.com.

DCH – Three-Phase Packaged Heat Pumps 6 Tons



The Daikin DCH Commercial Packaged Heat Pumps feature the chlorine-free refrigerant R-410A. Other features include high-efficiency scroll compressors and easy access for servicing. These units are housed in a heavy-gauge, galvanized-steel cabinet with UV-resistant powder-paint finish.

DESIGNED FOR EXCEPTIONAL DURABILITY, ENERGY EFFICIENCY, AND OUTSTANDING PERFORMANCE.

- | | | |
|--------------------------------------------------------------------------------------------------------------------------------------------------------------------------------------------------------------------------------------------------|-------------------------------------------------------------------------------------------------------------------------------------------------------------------------------------------------------------------------------------|-----------------------------------------------------------------------------------------------------------------------------------------------------------------------------------------------------------------------------------|
| <ul style="list-style-type: none"> » R-410A chlorine-free refrigerant » High-efficiency scroll compressor » Copper tube/aluminum fin coils » Contactor with lugs » AHRI Certified; ETL Listed | <ul style="list-style-type: none"> » High-capacity, steel-cased filter drier » Bottom utility entry » 24-volt terminal strip » Convertible airflow orientation » Easy to service | <ul style="list-style-type: none"> » Built-in filter rack with standard 2" filters » Heavy-gauge, galvanized-steel cabinet with UV-resistant powder-paint finish » Full perimeter rail; Curb fit |
|--------------------------------------------------------------------------------------------------------------------------------------------------------------------------------------------------------------------------------------------------|-------------------------------------------------------------------------------------------------------------------------------------------------------------------------------------------------------------------------------------|-----------------------------------------------------------------------------------------------------------------------------------------------------------------------------------------------------------------------------------|

Model	Nominal Capacities ¹			EER/ IEER	Voltage- Phase	Electric Heat (kW)	Dimensions			dB(A)	Ship Weight (lbs)
	Cooling	CFM	Heating				W"	D"	H"		
DCH072***3V***	69,000	2,250	69,000	11.2 / 15.0	208/230-3	10, 15, 20, 25	74 ¹ / ₁₆	48 ⁵ / ₁₆	42 ¹³ / ₁₆	78	675
DCH072***4V***	69,000	2,250	69,000	11.2 / 15.0	460-3	10, 15, 20, 25	74 ¹ / ₁₆	48 ⁵ / ₁₆	42 ¹³ / ₁₆	78	675
DCH072***7V***	69,000	2,250	69,000	11.1 / 15.0	575-3	10, 15, 20, 25	74 ¹ / ₁₆	48 ⁵ / ₁₆	42 ¹³ / ₁₆	78	675

¹ BTU/h | Daikin North America LLC reserves the right to discontinue or change at any time specifications or designs without notice or without incurring obligations.

DCH – Three-Phase Packaged Heat Pumps 7½ to 12½ Tons



*Complete warranty details available from your local distributor or manufacturer's representative or at www.daikincomfort.com.

The Daikin DCH Commercial Packaged Heat Pumps feature high-efficiency scroll compressors, two-stage cooling, and easy access for servicing. These units are housed in a heavy-gauge, galvanized-steel cabinet with UV-resistant powder-paint finish.



DESIGNED FOR EXCEPTIONAL DURABILITY, ENERGY EFFICIENCY, AND OUTSTANDING PERFORMANCE.

- | | | |
|------------------------------------------------------------------------------------------------------------------------------------------------------------------------------------------------------------------------------------------|-----------------------------------------------------------------------------------------------------------------------------------------------------------------------------------------------------|-------------------------------------------------------------------------------------------------------------------------------------------------------------------------------------------------------------------------------------------------------------------------|
| <ul style="list-style-type: none"> » R-410A chlorine-free refrigerant » High-efficiency scroll compressors » Two-stage cooling » Copper tube/aluminum fin coils » Contactor with lugs | <ul style="list-style-type: none"> » High-capacity, steel-cased filter drier » 24-volt terminal strip » Convertible airflow orientation » Easy to service | <ul style="list-style-type: none"> » Built-in filter rack with standard 2" filters » AHRI Certified; ETL Listed » Heavy-gauge, galvanized-steel cabinet with UV-resistant powder-paint finish » Full perimeter rail; Curb fit |
|------------------------------------------------------------------------------------------------------------------------------------------------------------------------------------------------------------------------------------------|-----------------------------------------------------------------------------------------------------------------------------------------------------------------------------------------------------|-------------------------------------------------------------------------------------------------------------------------------------------------------------------------------------------------------------------------------------------------------------------------|

Model	Nominal Capacities ¹			EER/ IEER	Voltage- Phase	Electric Heat (kW)	Dimensions			Sound Level dB(A)	Ship Weight (lbs)
	Cooling	CFM	Heating				W"	D"	H"		
DCH090***3V***	90,000	3,000	90,000	11.5 / 12.8	208/230-3	16,30,45	100 ⁵ / ₆₄	61 ³ / ₄	52 ⁷ / ₈	83	1175
DCH090***4V***	90,000	3,000	90,000	11.5 / 12.8	460-3	16,30,45	100 ⁵ / ₆₄	61 ³ / ₄	52 ⁷ / ₈	83	1175
DCH090***7V***	90,000	3,000	90,000	11.5 / 12.8	575-3	16,30,45	100 ⁵ / ₆₄	61 ³ / ₄	52 ⁷ / ₈	83	1175
DCH102***3V***	102,000	3,400	102,000	11.1 / 13.0	208/230-3	16,30,45	100 ⁵ / ₆₄	61 ³ / ₄	52 ⁷ / ₈	83	1310
DCH102***4V***	102,000	3,400	102,000	11.1 / 13.0	460-3	16,30,45	100 ⁵ / ₆₄	61 ³ / ₄	52 ⁷ / ₈	83	1310
DCH102***7V***	102,000	3,400	102,000	11.1 / 13.0	575-3	16,30,45	100 ⁵ / ₆₄	61 ³ / ₄	52 ⁷ / ₈	83	1310
DCH120***3V***	113,000	3,500	116,000	11.1 / 12.6	208/230-3	16,30,45	100 ⁵ / ₆₄	61 ³ / ₄	52 ⁷ / ₈	83	1310
DCH120***4V***	113,000	3,500	116,000	11.1 / 12.6	460-3	16,30,45	100 ⁵ / ₆₄	61 ³ / ₄	52 ⁷ / ₈	83	1310
DCH120***7V***	113,000	3,500	116,000	11.1 / 12.6	575-3	16,30,45	100 ⁵ / ₆₄	61 ³ / ₄	52 ⁷ / ₈	83	1310
DCH150***3V***	140,000	5,000	142,000	10.6 / 11.8	208/230-3	16,30,45	100 ⁵ / ₆₄	61 ³ / ₄	58 ⁷ / ₈	83	1350
DCH150***4V***	140,000	5,000	142,000	10.6 / 11.8	460-3	16,30,45	100 ⁵ / ₆₄	61 ³ / ₄	58 ⁷ / ₈	83	1350
DCH150***7V***	140,000	5,000	142,000	10.6 / 11.8	575-3	16,30,45	100 ⁵ / ₆₄	61 ³ / ₄	58 ⁷ / ₈	83	1350

¹ BTU/h | Daikin North America LLC reserves the right to discontinue or change at any time specifications or designs without notice or without incurring obligations.



*Complete warranty details available from your local distributor or manufacturer's representative or at www.daikincomfort.com.

DSG – Single & Three-Phase Packaged Gas/Electric 3 to 5 Tons



The Daikin DSG Commercial Packaged Gas/Electric Units feature the chlorine-free refrigerant R-410A. Other features include our dual-diameter tubular heat exchanger and a high-efficiency scroll compressor. These units are housed in a heavy-gauge, galvanized-steel cabinet with UV-resistant powder-paint finish.

DESIGNED FOR EXCEPTIONAL DURABILITY, ENERGY EFFICIENCY, AND OUTSTANDING PERFORMANCE.

- » R-410A chlorine-free refrigerant
- » Aluminized-steel tubular heat exchanger; stainless-steel heat exchanger optional
- » High-efficiency scroll compressor
- » Copper tube/aluminum fin coils
- » Contactor with lugs
- » High-capacity, steel-cased filter drier
- » 24-volt terminal strip Easy to service and Convertible
- » Built-in filter rack with standard 2" filters
- » Bottom utility entry
- » AHRI Certified; ETL Listed
- » Complies with California Low NOx emissions standards
- » Full perimeter rail; Curb fit
- » For installation in California's South Coast Air Quality Management District (SCAQMD) only: This furnace does not meet the SCAQMD Rule 1111 14 ng/J NOx emission limit, and thus is subject to a mitigation fee of up to \$450. This furnace is not eligible for the SCAQMD Clean Air Furnace Rebate Program: www.CleanAirFurnaceRebate.com.

Model	Nominal Capacities ¹			SEER/ EER	Voltage- Phase	Dimensions			Sound Level dB(A)	Ship Weight (lbs)
	Cooling	Cooling CFM	Heating			W"	D"	H"		
DSG0360453B***A*	35,000	1,200	46,000	14.0 / 12.0	208/230-3	74 ¹ / ₁₆	48 ³ / ₁₆	38 ¹³ / ₁₆	78	590
DSG0360454B***A*	35,000	1,200	46,000	14.0 / 12.0	460-3	74 ¹ / ₁₆	48 ³ / ₁₆	38 ¹³ / ₁₆	78	590
DSG0360451D***A*	36,000	1,250	46,000	14.0 / 12.0	208/230-1	74 ¹ / ₁₆	48 ³ / ₁₆	38 ¹³ / ₁₆	78	590
DSG0360453D***A*	36,000	1,250	46,000	14.0 / 12.0	208/230-3	74 ¹ / ₁₆	48 ³ / ₁₆	38 ¹³ / ₁₆	78	590
DSG0360903B***A*	35,000	1,200	92,000	14.0 / 12.0	208/230-3	74 ¹ / ₁₆	48 ³ / ₁₆	38 ¹³ / ₁₆	78	600
DSG0360904B***A*	35,000	1,200	92,000	14.0 / 12.0	460-3	74 ¹ / ₁₆	48 ³ / ₁₆	38 ¹³ / ₁₆	78	600
DSG0360907B***A*	35,000	1,200	92,000	14.0 / 12.0	575-3	74 ¹ / ₁₆	48 ³ / ₁₆	38 ¹³ / ₁₆	78	600
DSG0360901D***A*	36,000	1,250	92,000	14.0 / 12.0	208/230-1	74 ¹ / ₁₆	48 ³ / ₁₆	38 ¹³ / ₁₆	78	600
DSG0360903D***A*	36,000	1,250	92,000	14.0 / 12.0	208/230-3	74 ¹ / ₁₆	48 ³ / ₁₆	38 ¹³ / ₁₆	78	600
DSG0480903B***A*	47,000	1,600	92,000	14.0 / 11.8	208/230-3	74 ¹ / ₁₆	48 ³ / ₁₆	38 ¹³ / ₁₆	78	635
DSG0480904B***A*	47,000	1,600	92,000	14.0 / 11.8	460-3	74 ¹ / ₁₆	48 ³ / ₁₆	38 ¹³ / ₁₆	78	635
DSG0480901D***A*	48,000	1,600	92,000	14.0 / 12.0	208/230-1	74 ¹ / ₁₆	48 ³ / ₁₆	38 ¹³ / ₁₆	78	635
DSG0480903D***A*	48,000	1,600	92,000	14.0 / 12.0	208/230-3	74 ¹ / ₁₆	48 ³ / ₁₆	38 ¹³ / ₁₆	78	635
DSG0481153B***A*	47,000	1,600	115,000	14.0 / 11.8	208/230-3	74 ¹ / ₁₆	48 ³ / ₁₆	38 ¹³ / ₁₆	78	640
DSG0481154B***A*	47,000	1,600	115,000	14.0 / 11.8	460-3	74 ¹ / ₁₆	48 ³ / ₁₆	38 ¹³ / ₁₆	78	640
DSG0481157B***A*	47,000	1,600	115,000	14.0 / 11.8	575-3	74 ¹ / ₁₆	48 ³ / ₁₆	38 ¹³ / ₁₆	78	640
DSG0481151D***A*	48,000	1,600	115,000	14.0 / 12.0	208/230-1	74 ¹ / ₁₆	48 ³ / ₁₆	38 ¹³ / ₁₆	78	640
DSG0481153D***A*	48,000	1,600	115,000	14.0 / 12.0	208/230-3	74 ¹ / ₁₆	48 ³ / ₁₆	38 ¹³ / ₁₆	78	640
DSG0600903B***A*	58,000	1,800	92,000	14.0 / 11.6	208/230-3	74 ¹ / ₁₆	48 ³ / ₁₆	38 ¹³ / ₁₆	78	635
DSG0600904B***A*	58,000	1,800	92,000	14.0 / 11.6	460-3	74 ¹ / ₁₆	48 ³ / ₁₆	38 ¹³ / ₁₆	78	635
DSG0600901D***A*	58,000	1,800	92,000	14.0 / 11.6	208/230-1	74 ¹ / ₁₆	48 ³ / ₁₆	38 ¹³ / ₁₆	78	635
DSG0600903D***A*	58,000	1,800	92,000	14.0 / 11.6	208/230-3	74 ¹ / ₁₆	48 ³ / ₁₆	38 ¹³ / ₁₆	78	635
DSG0601403B***A*	58,000	1,800	138,000	14.0 / 11.6	208/230-3	74 ¹ / ₁₆	48 ³ / ₁₆	38 ¹³ / ₁₆	78	645
DSG0601404B***A*	58,000	1,800	138,000	14.0 / 11.6	460-3	74 ¹ / ₁₆	48 ³ / ₁₆	38 ¹³ / ₁₆	78	645
DSG0601407B***A*	58,000	1,800	138,000	14.0 / 11.6	575-3	74 ¹ / ₁₆	48 ³ / ₁₆	38 ¹³ / ₁₆	78	645
DSG0601401D***A*	58,000	1,800	138,000	14.0 / 11.6	208/230-1	74 ¹ / ₁₆	48 ³ / ₁₆	38 ¹³ / ₁₆	78	645
DSG0601403D***A*	58,000	1,800	138,000	14.0 / 11.6	208/230-3	74 ¹ / ₁₆	48 ³ / ₁₆	38 ¹³ / ₁₆	78	645

¹ BTU/h | Daikin North America LLC reserves the right to discontinue or change at any time specifications or designs without notice or without incurring obligations.

DCG – Three-Phase Packaged Gas/Electric 6 Tons



*Complete warranty details available from your local distributor or manufacturer's representative or at www.daikincomfort.com.

The Daikin DCG Commercial Packaged Gas/Electric Units feature the chlorine-free refrigerant R-410A. Other features include our dual-diameter tubular heat exchanger and a high-efficiency scroll compressor. These units are housed in a heavy-gauge, galvanized-steel cabinet with UV-resistant powder-paint finish.



DESIGNED FOR EXCEPTIONAL DURABILITY, ENERGY EFFICIENCY, AND OUTSTANDING PERFORMANCE.

- | | | |
|-------------------------------------------------------------------------------------------------------------------------------------------------------------------------------------------------------------------------------------------------------------------------|------------------------------------------------------------------------------------------------------------------------------------------------------------------------------------------------------------------------------------------------------------------|------------------------------------------------------------------------------------------------------------------------------------------------------------------------------------------------------------------------------------|
| <ul style="list-style-type: none"> » R-410A chlorine-free refrigerant » Aluminized-steel tubular heat exchanger; stainless-steel heat exchanger optional » High-efficiency scroll compressor » Copper tube/aluminum fin coils | <ul style="list-style-type: none"> » Contactor with lugs » High-capacity, steel-cased filter drier » 24-volt terminal strip » Easy to service and Convertible » Built-in filter rack with standard 2" filters | <ul style="list-style-type: none"> » Bottom utility entry » AHRI Certified; ETL Listed » Complies with California Low NO_x emissions standards » Full perimeter rail; Curb fit |
|-------------------------------------------------------------------------------------------------------------------------------------------------------------------------------------------------------------------------------------------------------------------------|------------------------------------------------------------------------------------------------------------------------------------------------------------------------------------------------------------------------------------------------------------------|------------------------------------------------------------------------------------------------------------------------------------------------------------------------------------------------------------------------------------|

Model	Nominal Capacities ¹			EER/ IEER	Voltage- Phase	Dimensions			dB(A)	Ship Weight (lbs)
	Cooling	Cooling CFM	Heating			W"	D"	H"		
DCG0721403V***	69,000	2,250	138,000	11.2 / 15.5	208/230-3	74 ¹ / ₁₆	48 ⁵ / ₁₆	42 ¹³ / ₁₆	78	715
DCG0721404V***	69,000	2,250	138,000	11.2 / 15.5	460-3	74 ¹ / ₁₆	48 ⁵ / ₁₆	42 ¹³ / ₁₆	78	715
DCG0721407V***	69,000	2,250	138,000	11.2 / 15.5	575-3	74 ¹ / ₁₆	48 ⁵ / ₁₆	42 ¹³ / ₁₆	78	715

¹ BTU/h | Daikin North America LLC reserves the right to discontinue or change at any time specifications or designs without notice or without incurring obligations.



*Complete warranty details available from your local distributor or manufacturer's representative or at www.daikincomfort.com.

DCG – Three-Phase Packaged Gas/Electric 7½ to 12½ Tons



The Daikin DCG Commercial Packaged Gas/Electric Units feature the chlorine-free refrigerant R-410A. Other features include our dual-diameter tubular heat exchanger and a high-efficiency scroll compressor. These units are housed in a heavy-gauge, galvanized-steel cabinet with UV-resistant powder-paint finish.

DESIGNED FOR EXCEPTIONAL DURABILITY, ENERGY EFFICIENCY, AND OUTSTANDING PERFORMANCE.

- | | | |
|-------------------------------------------------------------------------------------------------------------------------------------------------------------------------------------------------------------------------------------------------------------------------------------------------------|------------------------------------------------------------------------------------------------------------------------------------------------------------------------------------------------------------------------------------------------------------------|----------------------------------------------------------------------------------------------------------------------------------------------------------------------------------------------------|
| <ul style="list-style-type: none"> » R-410A chlorine-free refrigerant » Aluminized-steel tubular heat exchanger; stainless-steel heat exchanger optional » High-efficiency scroll compressors » Two-stage cooling » Copper tube/aluminum fin coils | <ul style="list-style-type: none"> » Contactor with lugs » High-capacity, steel-cased filter drier » 24-volt terminal strip » Easy to service and Convertible » Built-in filter rack with standard 2" filters | <ul style="list-style-type: none"> » AHRI Certified; ETL Listed » Complies with California Low NO_x emissions standards » Full perimeter rail; Curb fit |
|-------------------------------------------------------------------------------------------------------------------------------------------------------------------------------------------------------------------------------------------------------------------------------------------------------|------------------------------------------------------------------------------------------------------------------------------------------------------------------------------------------------------------------------------------------------------------------|----------------------------------------------------------------------------------------------------------------------------------------------------------------------------------------------------|

Model	Nominal Capacities ¹			EER/ IEER	Voltage- Phase	Dimensions			dB(A)	Ship Weight (lbs)
	Cooling	CFM	Heating			W"	D"	H"		
DCG0902103V***	88,000	3,000	210,000	11.3 / 13.0	208/230-3	100 ⁵ / ₁₆	61 ³ / ₄	52 ⁷ / ₈	82	1175
DCG0902104V***	88,000	3,000	210,000	11.3 / 13.0	460-3	100 ⁵ / ₁₆	61 ³ / ₄	52 ⁷ / ₈	82	1175
DCG0902107V***	88,000	3,000	210,000	11.3 / 13.0	575-3	100 ⁵ / ₁₆	61 ³ / ₄	52 ⁷ / ₈	82	1175
DCG1022103V***	102,000	3,200	210,000	11.3 / 13.4	208/230-3	100 ⁵ / ₁₆	61 ³ / ₄	52 ⁷ / ₈	83	1215
DCG1022104V***	102,000	3,200	210,000	11.3 / 13.4	460-3	100 ⁵ / ₁₆	61 ³ / ₄	52 ⁷ / ₈	83	1215
DCG1022107V***	102,000	3,200	210,000	11.3 / 13.4	575-3	100 ⁵ / ₁₆	61 ³ / ₄	52 ⁷ / ₈	83	1215
DCG1202103V***	116,000	3,500	210,000	11.3 / 12.8	208/230-3	100 ⁵ / ₁₆	61 ³ / ₄	52 ⁷ / ₈	83	1215
DCG1202104V***	116,000	3,500	210,000	11.3 / 12.8	460-3	100 ⁵ / ₁₆	61 ³ / ₄	52 ⁷ / ₈	83	1215
DCG1202107V***	116,000	3,500	210,000	11.3 / 12.8	575-3	100 ⁵ / ₁₆	61 ³ / ₄	52 ⁷ / ₈	83	1215
DCG1502103V***	144,000	3,900	210,000	10.8 / 12.0	208/230-3	100 ⁵ / ₁₆	61 ³ / ₄	58 ⁷ / ₈	83	1340
DCG1502104V***	144,000	3,900	210,000	10.8 / 12.0	460-3	100 ⁵ / ₁₆	61 ³ / ₄	58 ⁷ / ₈	83	1340
DCG1502107V***	144,000	3,900	210,000	10.8 / 12.0	575-3	100 ⁵ / ₁₆	61 ³ / ₄	58 ⁷ / ₈	83	1340

¹ BTU/h | Daikin North America LLC reserves the right to discontinue or change at any time specifications or designs without notice or without incurring obligations.

DCG – Three-Phase Packaged Gas/Electric 15 to 25 Tons



*Complete warranty details available from your local distributor or manufacturer's representative or at www.daikincomfort.com.

The Daikin DCG Commercial Packaged Gas/Electric Units feature the chlorine-free refrigerant R-410A. Other features include our innovative tubular heat exchanger and a high-efficiency scroll compressor. These units are housed in a heavy-gauge, galvanized-steel cabinet with UV-resistant powder-paint finish.



DESIGNED FOR EXCEPTIONAL DURABILITY, ENERGY EFFICIENCY, AND OUTSTANDING PERFORMANCE.

- » R-410A chlorine-free refrigerant
- » Unique tubular heat exchanger
- » High-efficiency scroll compressors
- » Copper tube/aluminum fin coils
- » Contactor with lugs
- » 24-volt terminal strip
- » High-capacity, steel-cased filter drier
- » Built-in filter rack with standard 2" filters (convertible to 4" filters)
- » High -and low- pressure switches
- » AHRI Certified; ETL Listed
- » Easy to service
- » Full perimeter rail
- » Aluminum micro-channel indoor coil on 25-ton units
- » 25-ton unit contains three outdoor fans

Model	Nominal Capacities ¹			EER/ IEER	AFUE	Voltage- Phase	Dimensions			dB(A)	Ship Weight (lbs)
	Cooling	CFM	Heating				W"	D"	H"		
DCG1803503V***	180,000	5,600	350,000	10.8 / 12.6	80%	208-230/3	133½	88½ ₃₂	50¾	88	2198
DCG1803504V***	180,000	5,600	350,000	10.8 / 12.6	80%	460/3	133½	88½ ₃₂	50¾	88	2198
DCG1803507V***	180,000	5,600	350,000	10.8 / 12.6	80%	575/3	133½	88½ ₃₂	50¾	88	2198
DCG2404003V***	240,000	7,000	400,000	9.8 / 11.3	80%	208-230/3	133½	88½ ₃₂	50¾	88.3	2357
DCG2404004V***	240,000	7,000	400,000	9.8 / 11.3	80%	460/3	133½	88½ ₃₂	50¾	88.3	2357
DCG2404007V***	240,000	7,000	400,000	9.8 / 11.3	80%	575/3	133½	88½ ₃₂	50¾	88.3	2357

¹ BTU/h | Daikin North America LLC reserves the right to discontinue or change at any time specifications or designs without notice or without incurring obligations.

Model	Nominal Capacities ¹			EER/ IEER	AFUE	Voltage- Phase	Dimensions			dB(A)	Ship Weight (lbs)
	Cooling	CFM	Heating				W"	D"	H"		
DCG3004003V***	290,000	8,200	400,000	9.8 / 11.4	80%	208-230/3	133½	88½ ₃₂	53¾ ₃₂	92.3	2523
DCG3004004V***	290,000	8,200	400,000	9.8 / 11.4	80%	460/3	133½	88½ ₃₂	53¾ ₃₂	92.3	2523
DCG3004007V***	290,000	8,200	400,000	9.8 / 11.4	80%	575/3	133½	88½ ₃₂	53¾ ₃₂	92.3	2523

¹ BTU/h | Daikin North America LLC reserves the right to discontinue or change at any time specifications or designs without notice or without incurring obligations.



*Complete warranty details available from your local distributor or manufacturer's representative or at www.daikincomfort.com.

DT Series – Single-Phase Packaged Units 3 to 5 Tons



The Daikin DT High-Efficiency Commercial Packaged Air Conditioners and Heat Pumps feature a high-efficiency scroll compressor, high-capacity steel-cased filter drier, and easy access for servicing. These units are housed in a heavy-gauge, galvanized-steel cabinet with UV-resistant powder-paint finish.

DESIGNED FOR EXCEPTIONAL DURABILITY, ENERGY EFFICIENCY, AND OUTSTANDING PERFORMANCE.

- » High-efficiency scroll compressor
- » Copper tube/aluminum fin coils
- » Contactor with lugs
- » High-capacity, steel-cased filter drier
- » 24-volt terminal strip
- » Convertible airflow orientation
- » Easy to service
- » Built-in filter rack with standard 2" filters
- » Heat Kits with single-point entry
- » AHRI Certified; ETL Listed
- » Heavy-gauge, galvanized-steel cabinet with UV-resistant powder-paint finish
- » Full perimeter rail; Curb fit
- » **DTG Gas/Electric only:** For installation in California's South Coast Air Quality Management District (SCAQMD) only: This furnace does not meet the SCAQMD Rule 1111 14 ng/J NOx emission limit, and thus is subject to a mitigation fee of up to \$450. This furnace is not eligible for the SCAQMD Clean Air Furnace Rebate Program: www.CleanAirFurnaceRebate.com.

DTC Air Conditioners

Model	Cooling Capacity ¹		SEER / EER	Voltage-Phase	Electric Heat (kW)	Dimensions			dB(A)	Ship Weight (lbs)
	BTU/h	CFM				W"	D"	H"		
DTC036***1D***	35,600	1,200	15.5 / 13.0	208/230-1	10, 15	74 ¹ / ₁₆	48 ⁵ / ₁₆	38 ¹³ / ₁₆	78	525
DTC048***1D***	45,500	1,600	15.0 / 12.0	208/230-1	10, 15, 18	74 ¹ / ₁₆	48 ⁵ / ₁₆	38 ¹³ / ₁₆	78	560
DTC060***1D***	59,000	2,000	15.0 / 12.0	208/230-1	10, 15, 20	74 ¹ / ₁₆	48 ⁵ / ₁₆	42 ¹³ / ₁₆	78	640

¹ BTU/h | Daikin North America LLC reserves the right to discontinue or change at any time specifications or designs without notice or without incurring obligations.

DTH Heat Pumps

Model	Nominal Capacities ¹			SEER / EER	Voltage-Phase	Electric Heat (kW)	Dimensions			dB(A)	Ship Weight (lbs)
	Cooling	CFM	Heating				W"	D"	H"		
DTH036***1D***	35,400	1,200	34,800	15.0 / 12.0	208/230-1	10, 15	74 ¹ / ₁₆	48 ⁵ / ₁₆	38 ¹³ / ₁₆	78	605
DTH048***1D***	46,500	1,600	44,500	15.0 / 12.0	208/230-1	10, 15, 18	74 ¹ / ₁₆	48 ⁵ / ₁₆	38 ¹³ / ₁₆	78	610
DTH060***1D***	59,500	2,000	56,000	15.0 / 12.0	208/230-1	10, 15, 20	74 ¹ / ₁₆	48 ⁵ / ₁₆	42 ¹³ / ₁₆	78	615

¹ BTU/h | Daikin North America LLC reserves the right to discontinue or change at any time specifications or designs without notice or without incurring obligations.

DTG Gas/Electric

Model	Nominal Capacities ¹			SEER / EER	Voltage-Phase	AFUE	Dimensions			dB(A)	Ship Weight (lbs)
	Cooling	CFM	Heating				W"	D"	H"		
DTG0360451D***	35,600	1,200	46,000	15.5 / 13.0	208/230 - 1	81%	74 ¹ / ₁₆	48 ⁵ / ₁₆	38 ¹³ / ₁₆	78	550
DTG0360901D***	35,600	1,200	92,000	15.5 / 13.0	208/230 - 1	81%	74 ¹ / ₁₆	48 ⁵ / ₁₆	38 ¹³ / ₁₆	78	560
DTG0480901D***	45,500	1,600	92,000	15.0 / 12.0	208/230 - 1	81%	74 ¹ / ₁₆	48 ⁵ / ₁₆	38 ¹³ / ₁₆	78	600
DTG0481151D***	45,500	1,600	115,000	15.0 / 12.0	208/230 - 1	81%	74 ¹ / ₁₆	48 ⁵ / ₁₆	38 ¹³ / ₁₆	78	597
DTG0600901D***	59,000	2,000	92,000	15.0 / 12.0	208/230 - 1	81%	74 ¹ / ₁₆	48 ⁵ / ₁₆	42 ¹³ / ₁₆	78	638
DTG0601401D***	59,000	2,000	138,000	15.0 / 12.0	208/230 - 1	81%	74 ¹ / ₁₆	48 ⁵ / ₁₆	42 ¹³ / ₁₆	78	655

¹ BTU/h | Daikin North America LLC reserves the right to discontinue or change at any time specifications or designs without notice or without incurring obligations.

DT Series – Three-Phase Packaged Units 3 to 5 Tons



*Complete warranty details available from your local distributor or manufacturer's representative or at www.daikincomfort.com.

The Daikin DT High-Efficiency Commercial Packaged Air Conditioners and Heat Pumps feature a high-efficiency scroll compressor, high-capacity steel-cased filter drier, and easy access for servicing. These units are housed in a heavy-gauge, galvanized-steel cabinet with UV-resistant powder-paint finish.



DESIGNED FOR EXCEPTIONAL DURABILITY, ENERGY EFFICIENCY, AND OUTSTANDING PERFORMANCE.

- » High-efficiency scroll compressor
- » Copper tube/aluminum fin coils
- » Contactor with lugs
- » High-capacity, steel-cased filter drier
- » 24-volt terminal strip
- » Convertible airflow orientation
- » Easy to service
- » Built-in filter rack with standard 2" filters
- » Heat Kits with single-point entry
- » AHRI Certified; ETL Listed
- » Heavy-gauge, galvanized-steel cabinet with UV-resistant powder-paint finish
- » Full perimeter rail; Curb fit
- » **DTG Gas/Electric only:** For installation in California's South Coast Air Quality Management District (SCAQMD) only: This furnace does not meet the SCAQMD Rule 1111 14 ng/J NOx emission limit, and thus is subject to a mitigation fee of up to \$450. This furnace is not eligible for the SCAQMD Clean Air Furnace Rebate Program: www.CleanAirFurnaceRebate.com.

DTC Air Conditioners

Model	Cooling Capacity ¹		SEER / EER	Voltage-Phase	Electric Heat (kW)	Dimensions			dB(A)	Ship Weight (lbs)
	BTU/h	CFM				W"	D"	H"		
DTC036***3D***	36,000	1,200	15.0 / 13.0	208/230 - 3	10, 15	74 ¹ / ₁₆	48 ⁵ / ₁₆	38 ¹³ / ₁₆	78	529
DTC048***3D***	47,000	1,600	15.0 / 12.5	208/230 - 3	10, 15, 18	74 ¹ / ₁₆	48 ⁵ / ₁₆	38 ¹³ / ₁₆	78	563
DTC060***3D***	60,000	2,000	15.0 / 12.5	208/230 - 3	10, 15, 20	74 ¹ / ₁₆	48 ⁵ / ₁₆	42 ¹³ / ₁₆	78	575

¹ BTU/h | Daikin North America LLC reserves the right to discontinue or change at any time specifications or designs without notice or without incurring obligations.

DTH Heat Pumps

Model	Nominal Capacities ¹			SEER / EER	Voltage-Phase	Electric Heat (kW)	Dimensions			dB(A)	Ship Weight (lbs)
	Cooling	CFM	Heating				W"	D"	H"		
DTH036***3D***	35,000	1,200	32,800	15.0 / 13.0	208/230 - 3	10, 15	74 ¹ / ₁₆	48 ⁵ / ₁₆	38 ¹³ / ₁₆	78	548
DTH048***3D***	47,000	1,600	44,000	15.0 / 12.5	208/230 - 3	10, 15, 18	74 ¹ / ₁₆	48 ⁵ / ₁₆	38 ¹³ / ₁₆	78	577
DTH060***3D***	60,000	2,000	55,000	15.0 / 12.5	208/230 - 3	10, 15, 20	74 ¹ / ₁₆	48 ⁵ / ₁₆	42 ¹³ / ₁₆	78	612

¹ BTU/h | Daikin North America LLC reserves the right to discontinue or change at any time specifications or designs without notice or without incurring obligations.

DTG Gas/Electric

Model	Nominal Capacities ¹			SEER / EER	Voltage-Phase	AFUE	Dimensions			dB(A)	Ship Weight (lbs)
	Cooling	CFM	Heating				W"	D"	H"		
DTG0360453D***	36,000	1,200	46,000	15.0 / 13.0	208/230 - 3	80%	74 ¹ / ₁₆	48 ⁵ / ₁₆	38 ¹³ / ₁₆	78	553
DTG0360903D***	36,000	1,200	92,000	15.0 / 13.0	208/230 - 3	80%	74 ¹ / ₁₆	48 ⁵ / ₁₆	38 ¹³ / ₁₆	78	564
DTG0480903D***	47,000	1,600	92,000	15.0 / 12.5	208/230 - 3	80%	74 ¹ / ₁₆	48 ⁵ / ₁₆	38 ¹³ / ₁₆	78	599
DTG0481153D***	47,000	1,600	115,000	15.0 / 12.5	208/230 - 3	80%	74 ¹ / ₁₆	48 ⁵ / ₁₆	38 ¹³ / ₁₆	78	597
DTG0600903D***	60,000	2,000	92,000	15.0 / 12.5	208/230 - 3	80%	74 ¹ / ₁₆	48 ⁵ / ₁₆	42 ¹³ / ₁₆	78	638
DTG0601403D***	60,000	2,000	138,000	15.0 / 12.5	208/230 - 3	80%	74 ¹ / ₁₆	48 ⁵ / ₁₆	42 ¹³ / ₁₆	78	655

¹ BTU/h | Daikin North America LLC reserves the right to discontinue or change at any time specifications or designs without notice or without incurring obligations.



*Complete warranty details available from your local distributor or manufacturer's representative or at www.daikincomfort.com.

DP14CM – Three-Phase Packaged Air Conditioners

3 to 5 Tons



The Daikin DP14CM Commercial Packaged Air Conditioner provides energy-efficient cooling and cooling performance in one self-contained unit. This unit uses the chlorine-free refrigerant R-410A. The DP13CM is housed in a heavy-gauge, galvanized-steel cabinet that offers a high-quality, UV-resistant powder-paint finish and allows for a ground-level or rooftop mount.

DESIGNED FOR EXCEPTIONAL DURABILITY, ENERGY EFFICIENCY, AND OUTSTANDING PERFORMANCE.

- | | | |
|----------------------------------------------------------------------------------------------------------------------------------------------------------------------------------------------------------------------------------------------------------|---------------------------------------------------------------------------------------------------------------------------------------------------------------------------------------------------------------------------------------------|--------------------------------------------------------------------------------------------------------------------------------------------------------------------------------------------------------------------------------------------------------------------------|
| <ul style="list-style-type: none"> » Energy-efficient compressor with internal relief valve » Fully charged R-410A system » EEM blower motor; PSC blower motor on 3-ton units » Copper tube/aluminum fin coils | <ul style="list-style-type: none"> » Totally enclosed, permanently lubricated condenser fan motor » Electric heat kit available as a field-installed option » Convertible airflow — horizontal or downflow | <ul style="list-style-type: none"> » Louvered condenser coil protection » Heavy-gauge galvanized-steel cabinet with attractive nickel gray powder-paint finish » Fully insulated air-handling compartment with convenient access panels |
|----------------------------------------------------------------------------------------------------------------------------------------------------------------------------------------------------------------------------------------------------------|---------------------------------------------------------------------------------------------------------------------------------------------------------------------------------------------------------------------------------------------|--------------------------------------------------------------------------------------------------------------------------------------------------------------------------------------------------------------------------------------------------------------------------|

Model	Nominal Ratings		SEER/ EER	Voltage- Phase	Dimensions			dB(A)	Ship Weight (lbs)
	Cooling ¹	CFM			W"	D"	H"		
DP14CM3643A*	35,000	1,200	14.0 / 11.0	208/230-3	47	51	34¾	80.1	365
DP14CM4843A*	45,500	1,600	14.0 / 11.0	208/230-3	47	51	42¾	81.7	435
DP14CM6043A*	56,000	1,700	14.0 / 11.0	208/230-3	47	51	42¾	80.2	458

¹Tons | Daikin North America LLC reserves the right to discontinue or change at any time specifications or designs without notice or without incurring obligations.

DP14HM – Three-Phase Packaged Heat Pumps 3 to 5 Tons



*Complete warranty details available from your local distributor or manufacturer's representative or at www.daikincomfort.com.

The Daikin DP14HM Commercial Packaged Heat Pump provides energy-efficient cooling and heating performance in one self-contained unit. This unit uses the chlorine-free refrigerant R-410A. This unit is housed in a heavy-gauge, galvanized-steel cabinet that offers a high-quality, UV-resistant powder-paint finish and allows for a ground-level or rooftop mount.



DESIGNED FOR EXCEPTIONAL DURABILITY, ENERGY EFFICIENCY, AND OUTSTANDING PERFORMANCE.

- » Energy-efficient compressor with internal relief valve
- » Fully charged with R-410A chlorine-free refrigerant
- » EEM blower motor
- » Copper tube/aluminum fin coil
- » Convertible airflow — horizontal or downflow
- » Totally enclosed, permanently lubricated condenser fan motor
- » Electric heat kit available as a field-installed accessory
- » Heavy-gauge galvanized-steel cabinet
- » Attractive nickel gray powder-paint finish
- » Fully insulated blower compartment with convenient access panels
- » Louvered condenser coil protection
- » One footprint; two heights

Model	Nominal Capacities			SEER/ EER	Voltage- Phase	Dimensions			dB(A)	Ship Weight (lbs)
	Cooling ¹	CFM	Heating ²			W"	D"	H"		
DP14HM3643A*	34,400	1,200	33,000	14.0 / 11.0	208/230-3	47	51	34¾	81	400
DP14HM4843A*	48,000	1,600	45,500	14.0 / 11.0	208/230-3	47	51	42¾	79	475
DP14HM6043A*	58,000	1,850	57,000	14.0 / 11.0	208/230-3	47	51	42¾	80	495

¹Tons, ²BTU/h | Daikin North America LLC reserves the right to discontinue or change at any time specifications or designs without notice or without incurring obligations.



*Complete warranty details available from your local distributor or manufacturer's representative or at www.daikincomfort.com.

DP14GM – Three-Phase Packaged Gas/Electric 3 to 5 Tons



The Daikin DP14GM Commercial Packaged Gas/Electric Units feature the chlorine-free refrigerant R-410A. Other features include our corrosion-resistant tubular heat exchanger and an energy-efficient scroll compressor. These units are housed in a heavy-gauge, galvanized-steel cabinet with UV-resistant powder-paint finish.

DESIGNED FOR EXCEPTIONAL DURABILITY, ENERGY EFFICIENCY, AND OUTSTANDING PERFORMANCE.

- » Energy-efficient compressor with internal relief valve
- » EEM blower motor; PSC blower motor on 3-ton units
- » Durable, corrosion-resistant aluminized-steel tubular heat exchanger
- » Fully charged R-410A system
- » Copper tube/aluminum fin coils
- » Gas valve for natural gas with easy conversion to propane
- » Direct-spark ignition system includes a microprocessor-based control for the entire ignition sequence
- » All blower operation and all safety circuits complete with self-diagnostics
- » All models comply with California Low NO_x standards
- » AHRI Certified; ETL Certified
- » Heavy-gauge, galvanized-steel cabinet with UV-resistant powder-paint finish
- » Fully insulated cabinet
- » One roof curb fits all units
- » One footprint; one height
- » Convenient access panels
- » Fits in a standard-size pick-up truck
- » For installation in California's South Coast Air Quality Management District (SCAQMD) only: This furnace does not meet the SCAQMD Rule 1111 14 ng/J NO_x emission limit, and thus is subject to a mitigation fee of up to \$450. This furnace is not eligible for the SCAQMD Clean Air Furnace Rebate Program: www.CleanAirFurnaceRebate.com.

Model	Nominal Capacities			SEER/ EER	Voltage- Phase	Dimensions			dB(A)	Ship Weight (lbs)
	Cooling ¹	CFM	Heating ²			W"	D"	H"		
DP14GM3608043A*	35,000	1,200	80,000	14.0 / 11.0	208/230-3	47	51	34¾	78	480
DP14GM4808043A*	46,000	1,525	80,000	14.0 / 11.0	208/230-3	47	51	42¾	80	545
DP14GM6108043A*	56,500	1,750	80,000	14.0 / 11.0	208/230-3	47	51	42¾	80	555
DP14GM6112043A*	56,500	1,750	120,000	14.0 / 11.0	208/230-3	47	51	42¾	80	565

¹Tons, ²BTU/h | Daikin North America LLC reserves the right to discontinue or change at any time specifications or designs without notice or without incurring obligations.

DX13SA – 13 SEER

Air Conditioners

3 to 5 Tons



*Complete warranty details available from your local distributor or manufacturer's representative or at www.daikincomfort.com.

The Daikin DX13SA Three-Phase Air Conditioner uses the chlorine-free refrigerant R-410A and features operating sound levels that are among the best in the heating and cooling industry. With its 13 SEER rating, the DX13SA will help reduce energy consumption throughout the life of the system compared to lower SEER-rated equipment.



DESIGNED FOR EXCEPTIONAL DURABILITY, ENERGY EFFICIENCY, AND OUTSTANDING PERFORMANCE.

- | | | |
|-----------------------------------------------------------------------------------------------------------------------------------------------------------------------------------------------------------------------------------------------------------------------|----------------------------------------------------------------------------------------------------------------------------------------------------------------------------------------------------------------|------------------------------------------------------------------------------------------------------------------------------------------------------------------------------------------------------------------------------------------|
| <ul style="list-style-type: none"> » R-410A chlorine-free refrigerant » Energy-efficient compressor » Factory-installed filter drier » Copper tube/enhanced aluminum fin coil » Complies with ASHRAE Standard 90.1 | <ul style="list-style-type: none"> » AHRI Certified; ETL Listed » Louvered sound control top design » Steel louver coil guard » Heavy-gauge galvanized-steel cabinet | <ul style="list-style-type: none"> » Attractive nickel gray powder-paint finish » Top and side maintenance access » Single-panel access to controls with space provided for field-installed accessories |
|-----------------------------------------------------------------------------------------------------------------------------------------------------------------------------------------------------------------------------------------------------------------------|----------------------------------------------------------------------------------------------------------------------------------------------------------------------------------------------------------------|------------------------------------------------------------------------------------------------------------------------------------------------------------------------------------------------------------------------------------------|

Model	Cooling Capacity (BTU/h)	SEER	Voltage-Phase	Dimensions			Service Valve		dB(A)	Ship Weight (lbs)
				W"	D"	H"	Liquid"	Suction"		
DX13SA0363**	36,000	13.0	208/230-3	29"	29"	28¾"	7⁄8"	¾"	74	196
DX13SA0364**	36,000	13.0	460-3	29"	29"	28¾"	7⁄8"	¾"	74	196
DX13SA0483**	48,000	13.0	208/230-3	29"	29"	36¼"	7⁄8"	7⁄8"	76	190
DX13SA0484**	48,000	13.0	460-3	29"	29"	36¼"	7⁄8"	7⁄8"	76	189
DX13SA0603**	60,000	13.0	208/230-3	35½"	35½"	38¼"	7⁄8"	7⁄8"	72	301
DX13SA0604**	60,000	13.0	460-3	35½"	35½"	38¼"	7⁄8"	7⁄8"	72	301

Daikin North America LLC reserves the right to discontinue or change at any time specifications or designs without notice or without incurring obligations.



*Complete warranty details available from your local distributor or manufacturer's representative or at www.daikincomfort.com.

DX11TA - 11.2 EER / 13-13.5 IEER

Air Conditioners

7½ & 10 Tons



The Daikin DX11TA Commercial Air Conditioner cabinet features a powder-paint finish over heavy-gauge galvanized steel that provides premium durability and improved UV protection. Designed for ground-level or rooftop mount, the base pan elevates the unit above the slab to provide excellent water drainage and keep the coil away from debris that can collect inside the unit. The unit's attractive louvered metal guard protects the coil from damage and strengthens the unit.

DESIGNED FOR EXCEPTIONAL DURABILITY, ENERGY EFFICIENCY, AND OUTSTANDING PERFORMANCE.

- » R-410A chlorine-free refrigerant
- » Two-stage energy-efficient compressor with internal relief valve
- » High-capacity, steel-cased filter drier
- » High-efficiency copper tube/aluminum fin coil High- and low-pressure switches
- » AHRI Certified; ETL Listed
- » Louvered sound control top design
- » Steel louver coil guard protects coil from damage and adds strength to the unit
- » Bottom pan rails elevate unit above slab
- » Heavy-gauge galvanized-steel cabinet
- » Attractive nickel gray powder-paint finish

Model	Cooling Capacity (BTU/h)	EER / IEER	Voltage-Phase	Dimensions			Service Valve		dB(A)	Ship Weight (lbs)
				W"	D"	H"	Liquid"	Suction"		
DX11TA0903**	93,000	13.0	208/230-3	35½"	35½"	41½"	5/8"	1-3/8"	84	325
DX11TA0904**	93,000	13.0	460-3	35½"	35½"	41½"	5/8"	1-3/8"	84	325
DX11TA1203**	120,000	13.5	208/230-3	35½"	35½"	41½"	5/8"	1-3/8"	84	345
DX11TA1204**	120,000	13.5	460-3	35½"	35½"	41½"	5/8"	1-3/8"	84	340

Daikin North America LLC, reserves the right to discontinue or change at any time specifications or designs without notice or without incurring obligations.

DZ14SA – 14 SEER

Heat Pumps

3 to 5 Tons



*Complete warranty details available from your local distributor or manufacturer's representative or at www.daikincomfort.com.

The Daikin Commercial Heat Pump cabinet features a powder-paint finish over heavy-gauge galvanized steel that provides premium durability and improved UV protection. Designed for ground-level or rooftop mount, the base pan elevates the unit above the slab to provide excellent water drainage and keep the coil away from debris that can collect inside the heat pump. The unit's attractive louvered metal guard protects the coil from damage and strengthens the unit.



DESIGNED FOR EXCEPTIONAL DURABILITY, ENERGY EFFICIENCY, AND OUTSTANDING PERFORMANCE.

- | | | |
|------------------------------------------------------------------------------------------------------------------------------------------------------------------------------------------------------------------------------------------------------------------------------------------------------------------------------------|---------------------------------------------------------------------------------------------------------------------------------------------------------------------------------------------------------------------------------------------------------------------------------------------------------------------|------------------------------------------------------------------------------------------------------------------------------------------------------------------------------------------------------------------------------------------------------------------------|
| <ul style="list-style-type: none"> » R-410A chlorine-free refrigerant » Energy-efficient scroll compressor » Low-pressure switch » Liquid refrigerant return protection » Factory-installed, bi-flow liquid line filter drier » Copper tube/enhanced aluminum fin coil | <ul style="list-style-type: none"> » Reliable time-initiated, temperature-terminated defrost control » Contactor with lug connection » Ground lug connection » AHRI Certified; ETL Listed » Louvered sound control top design » Steel louver coil guard | <ul style="list-style-type: none"> » Heavy-gauge galvanized-steel cabinet » Attractive nickel gray powder-paint finish » Top and side maintenance access » Service ports and controls are accessible while unit is operating |
|------------------------------------------------------------------------------------------------------------------------------------------------------------------------------------------------------------------------------------------------------------------------------------------------------------------------------------|---------------------------------------------------------------------------------------------------------------------------------------------------------------------------------------------------------------------------------------------------------------------------------------------------------------------|------------------------------------------------------------------------------------------------------------------------------------------------------------------------------------------------------------------------------------------------------------------------|

Model	Nominal Capacities (BTU/h)		SEER	Voltage-Phase	Dimensions			Service Valve		dB(A)	Ship Weight (lbs)
	Cooling	Heating			W"	D"	H"	Liquid"	Suction"		
DZ14SA0363**	34,600	32,800	14.0	208/230-3	29	29	32¼	¾	¾	74	232
DZ14SA0364**	34,600	32,800	14.0	460-3	29	29	32¼	¾	¾	74	231
DZ14SA0483**	45,000	44,500	14.0	208/230-3	29	29	34¼	¾	1½	76	235
DZ14SA0484**	45,000	44,500	14.0	460-3	29	29	34¼	¾	1½	76	234
DZ14SA0603**	56,500	59,000	14.0	208/230-3	35½	35½	34¼	¾	1½	75	262
DZ14SA0604**	56,500	59,000	14.0	460-3	35½	35½	34¼	¾	1½	75	261

Daikin North America LLC reserves the right to discontinue or change at any time specifications or designs without notice or without incurring obligations.



*Complete warranty details available from your local distributor or manufacturer's representative or at www.daikincomfort.com.

DZ11TA - 11 EER / 13-13.5 IEER

Heat Pumps

7½ & 10 Tons



The Daikin DZ11TA Commercial Heat Pump cabinet features a powder-paint finish over heavy-gauge galvanized steel that provides premium durability and improved UV protection. Designed for ground-level or rooftop mount, the base pan elevates the unit above the slab to provide excellent water drainage and keep the coil away from debris that can collect inside the unit. The unit's attractive louvered metal guard protects the coil from damage and strengthens the unit.

DESIGNED FOR EXCEPTIONAL DURABILITY, ENERGY EFFICIENCY, AND OUTSTANDING PERFORMANCE.

- | | | |
|--------------------------------------------------------------------------------------------------------------------------------------------------------------------------------------------------------------------------------------------------------------------------------------------------------------------------|------------------------------------------------------------------------------------------------------------------------------------------------------------------------------------------------------------------------------------------------------------------------------------------------------------------------------|------------------------------------------------------------------------------------------------------------------------------------------------------------------------------------------------------------------------------------------------------------------------------------------------------------------------------|
| <ul style="list-style-type: none"> » R-410A chlorine-free refrigerant » Two-stage energy-efficient compressor with internal relief valve » High-capacity, steel-cased, bi-flow heat pump filter drier » Discharge line muffler » Liquid refrigerant return protection | <ul style="list-style-type: none"> » Check flowrate heating mode expansion device » Low-pressure switch » Reliable, time-initiated, temperature-terminated defrost control » Brass liquid and suction line service valves » High-efficiency copper tube/aluminum fin coil | <ul style="list-style-type: none"> » AHRI Certified; ETL Listed » Louvered sound control top design » Heavy-gauge galvanized-steel cabinet » Steel louver coil guard protects coil from damage and adds strength to the unit » Attractive nickel gray powder-paint finish |
|--------------------------------------------------------------------------------------------------------------------------------------------------------------------------------------------------------------------------------------------------------------------------------------------------------------------------|------------------------------------------------------------------------------------------------------------------------------------------------------------------------------------------------------------------------------------------------------------------------------------------------------------------------------|------------------------------------------------------------------------------------------------------------------------------------------------------------------------------------------------------------------------------------------------------------------------------------------------------------------------------|

Model	Nominal Capacity (BTU/h)		EER	Voltage-Phase	Dimensions			Service Valve		dB(A)	Ship Weight (lbs)
	Cooling	Heating			W"	D"	H"	Liquid"	Suction"		
DZ11TA0903A	93,000	82,000	11	208/230-3	35½	35½	41½	⅝	1⅜	84	355
DZ11TA0904A	93,000	82,000	11	460-3	35½	35½	41½	⅝	1⅜	84	355
DZ11TA1203A	115,000	100,000	11	208/230-3	35½	35½	41½	⅝	1⅜	84	375
DZ11TA1204A	115,000	100,000	11	460-3	35½	35½	41½	⅝	1⅜	84	370

Daikin North America LLC reserves the right to discontinue or change at any time specifications or designs without notice or without incurring obligations.

DAT – Multi-Speed Upflow Air Handler 7½ & 10 Tons



*Complete warranty details available from your local distributor or manufacturer's representative or at www.daikincomfort.com.

The Daikin DAT Multi-Speed, Multi-Position Air Handlers are suitable for upflow or left side horizontal installations to accompany your 7½ and 10-ton split-system units. These unit feature a fully insulated fiberglass blanket for quiet, efficient operation.



DESIGNED FOR EXCEPTIONAL DURABILITY, ENERGY EFFICIENCY, AND OUTSTANDING PERFORMANCE.

- » Circuited for use with one (1) 7½-ton or one (1) 10-ton cooling-only or heat pump system. Also circuited for use with two (2) 4-ton or two (2) 5-ton cooling-only units
- » Copper tube/aluminum fin coils
- » TXV control; 7½-ton unit has one (1) thermal expansion valve; 10-ton unit has two (2) thermal expansion valves
- » Draw-thru centrifugal blower is belt-driven for quiet, efficient operation
- » Heavy-gauge, reinforced, galvanized-steel cabinet
- » Fully insulated with fiberglass blanket
- » Horizontal and vertical condensate pans
- » Built-in filter rack (2" filter included)
- » Entry on top of panel for both low and high voltages
- » Removable access panels make servicing of unit faster and easier

Model	Nominal Cooling (BTU/h)	Electric Heat (kW)	CFM @ 0.3" ESP	Voltage-Phase	Dimensions			Service Valve		Ship Weight (lbs)
					W"	D"	H"	Liquid"	Suction"	
DAT09043**	90,000	15, 20, 30	3,000	208/240-3	48 1/8	24	60 1/2	3/8*	1 1/8*	430
DAT09044**	90,000	15, 20, 30	3,000	460-3	48 1/8	24	60 1/2	3/8*	1 1/8*	430
DAT12043**	120,000	15, 20, 30	4,000	208/240-3	48 1/8	24	60 1/2	3/8*	1 1/8*	430
DAT12044**	120,000	15, 20, 30	4,000	460-3	48 1/8	24	60 1/2	3/8*	1 1/8*	430

*For two refrigerant lines

Daikin North America LLC reserves the right to discontinue or change at any time specifications or designs without notice or without incurring obligations.

A photograph of a warehouse interior. In the foreground, a worker wearing a yellow safety vest and a dark long-sleeved shirt is operating a yellow and black forklift. The forklift is positioned in a narrow aisle between tall metal shelving units. The shelves are filled with numerous cardboard boxes. The warehouse has a high ceiling with exposed steel beams and industrial lighting. The overall scene depicts a typical warehouse environment where heavy machinery is used for material handling.

Light Commercial Accessories

DSC/DSH/DSG Packaged Units

3 to 5 Tons

Daikin Master Item #	Description	Fits Model Sizes	Field-Installed	Factory-Installed
Curb				
14CURB3672B	14" Roof Curb	3-5 Tons	√	
18CURB3672B	18" Roof Curb	3-5 Tons	√	
24CURB3672B	24" Roof Curb	3-5 Tons	√	
GHRC-3672B	Hurricane Restraint Clips	3-5 Tons	√	
Ultra Low-Leak Economizer & Power Exhaust¹				
1036609C	Ultra Low-Leak Downflow Economizer w/ Enthalpy	3-5 Tons	√	√
10-396-09	Ultra Low-Leak Horizontal Economizer w/ Enthalpy	3-5 Tons	√	
01-450-02	Barometric Relief to the Horizontal Economizer	3-5 Tons	√	
10-465-09B-21	Prop Power Exhaust 230v	3-5 Tons	√	
10-465-09B-31	Prop Power Exhaust 460v	3-5 Tons	√	
10-465-09B-41	Prop Power Exhaust 575v	3-5 Tons	√	
10-455-09A-23	Centrifugal Power Exhaust 3-6T 230v	3-5 Tons	√	
10-455-09A-33	Centrifugal Power Exhaust 3-6T 460v	3-5 Tons	√	
Low-Leak Economizer & Power Exhaust²				
DDNECNJ3672C	Low-Leak Downflow Economizer	3-5 Tons	√	√
DPE36722	Downflow Power Exhaust (208/230 Volt)	3-5 Tons	√	
DPE36724	Downflow Power Exhaust (460 Volt)	3-5 Tons	√	
DPE36727	Downflow Power Exhaust (575v)	3-5 Tons	√	
DHZECNJ3672	Horizontal Economizer	3-5 Tons	√	
DHPE36722	Horizontal Power Exhaust (208/230 Volt)	3-5 Tons	√	
DHPE36724	Horizontal Power Exhaust (460 Volt)	3-5 Tons	√	
DHPE36727	Horizontal Power Exhaust (575 Volt)	3-5 Tons	√	
Downflow Accessories				
D25FD3672	25% Manual Fresh Air Damper	3-5 Tons	√	
D25MFD3672	25% Motorized Fresh Air Damper	3-5 Tons	√	
DNBBS3672B	Burglar Bar Sleeves with Supply & Return	3-5 Tons	√	
DDNECNJ3672NR	Downflow Economizer ² w/o Barometric Relief	3-5 Tons	√	
DDNSQRD3616	Downflow Square-to-Round Adapter (16" Round)	3 tons	√	
DDNSQRD487218	Downflow Square-to-Round Adapter (18" Round)	4-5 tons	√	
Horizontal Accessories				
DBRD3672	Barometric Relief Damper	3-5 Tons	√	
Concentrics				
CDK36	Concentric Duct Kit	3 Ton	√	
CDK36515	Flush Mount Concentric Duct Kit w/ Filter	3 Ton	√	
CDK36530	Step Down Concentric Duct Kit	3 Ton	√	
CDK36535	Step Down Concentric Duct Kit w/ Filter	3 Ton	√	
CDK4872	Concentric Duct Kit	4-5 Ton	√	
CDK4872515	Flush Mount Concentric Duct Kit w/ Filter	4-5 Ton	√	
CDK4872530	Step Down Concentric Duct Kit	4-5 Ton	√	
CDK4872535	Step Down Concentric Duct Kit w/ Filter	4-5 Ton	√	
DDC Accessories³				
	DDC communicating controller (built-in BACnet® MS/TP) includes Standard Room Sensor to be installed in field	3-5 Tons		√
10366D09C	DDC Ultra Low-Leak Downflow Economizer	3-5 Tons	√	√
10396D09	DDC Ultra Low-Leak Horizontal Economizer	3-5 Tons	√	
10465DDC	Power Exhaust kit used with DDC Ultra Low-Leak Economizer	3-5 tons	√	
DLAKT01	Low-Ambient	3-5 Tons	√	√
LONKT01	LonWorks® card	3-5 Tons	√	
3PMK01	Phase Monitor (3-Phase Only)	3-5 Tons	√	√
DFSKT01	Dirty Filter Switch	3-5 Tons	√	
1 phase 208-230V Electric Heat Kits				
SPKT01	Single Point Wiring Kit 1 phase Heat Kits	3-5 Tons	√	√
EHK1-10	10kw 208-230v 1ph Electric Heat Kit	3-5 Tons	√	√
EHK1-15	15kw 208-230v 1ph Electric Heat Kit	3-5 Tons	√	√
EHK1-18	18kw 208-230v 1ph Electric Heat Kit	4 tons	√	√
EHK1-20	20kw 208-230v 1ph Electric Heat Kit	5 tons	√	√

DSC/DSH/DSG Packaged Units

3 to 5 Tons (cont.)

Daikin Master Item #	Description	Fits Model Sizes	Field-Installed	Factory-Installed
3 phase 208-230V Electric Heat Kits				
SPKT02	Single Point Wiring Kit 3 phase Heat Kits	3-5 Tons	✓	✓
EHK3-10	10kw 208-230 3ph Electric Heat Kit	3-5 Tons	✓	✓
EHK3-15	15kw 208-230 3ph Electric Heat Kit	3-5 Tons	✓	✓
EHK3-18	18kw 208-230 3ph Electric Heat Kit	4 tons	✓	✓
EHK3-20	20kw 208-230 3ph Electric Heat Kit	5 tons	✓	✓
3 phase 460V Electric Heat Kits				
EHK4-10	10kw 460v 3ph Electric Heat Kit	3-5 Tons	✓	✓
EHK4-15	15kw 460v 3ph Electric Heat Kit	3-5 Tons	✓	✓
EHK4-18	18kw 460v 3ph Electric Heat Kit	4 tons	✓	✓
EHK4-20	20kw 460v 3ph Electric Heat Kit	5 tons	✓	✓
3 phase 575V Electric Heat Kits				
EHK7-10	10kw 575v 3ph Electric Heat Kit	3-5 Tons	✓	✓
EHK7-15	15kw 575v 3ph Electric Heat Kit	3-5 Tons	✓	✓
EHK7-18	18kw 575v 3ph Electric Heat Kit	4 tons	✓	✓
EHK7-20	20kw 575v 3ph Electric Heat Kit	5 tons	✓	✓
High-Static Kits⁴				
HSKTS036	High-Static Kit (230v & 460v)	DS*, 3 Ton	✓	✓
HSKTS048	High-Static Kit (230v & 460v)	DS*, 4 Ton	✓	✓
HSKTS060	High-Static Kit (230v & 460v)	DS*, 5 Ton	✓	✓
HSKTS036-7	High-Static Kit (575v)	DS*, 3 Ton	✓	✓
HSKTS048-7	High-Static Kit (575v)	DS*, 4 Ton	✓	✓
HSKTS060-7	High-Static Kit (575v)	DS*, 5 Ton	✓	✓
Crankcase Heater Kits				
0163R00002S	40W 230V	3 tons	✓	
0163R00031	40W 460V	3 tons	✓	
0163R00032	40W 575V	3 tons	✓	
0130L00017S	70W 230V	4 - 5 tons	✓	
0130L00018S	70W 460V	4 - 5 tons	✓	
0130L00019S	70W 575V	4 - 5 tons	✓	
High Efficiency Filters				
0160L00203	High Efficiency MERV 13 Air Filter Nom. Size: 24x24x2; (Order Qty 1)	3 tons	✓	
0160L00204	High Efficiency MERV 13 Air Filter Nom. Size: 14x20x2; (Order Qty 4)	4 tons	✓	
0160L00205	High Efficiency MERV 13 Air Filter Nom. Size: 16x20x2; (Order Qty 4)	5 tons	✓	
Misc Accessories				
HAILGD03D	Condenser Coil Hail Guard	3-5 tons	✓	
HAILGD04D	Condenser Coil Hail Guard	5 tons DSH only	✓	
	Convenience Outlet: Non-Powered	3-5 tons		✓
	Convenience Outlet: Powered	3-5 tons		✓
	Disconnect Switch	3-5 tons		✓
LAKT11	Low Ambient Kit, 208-230V - non-DDC	3-5 tons	✓	✓
LAKT13	Low Ambient Kit, 460V - non-DDC	3-5 tons	✓	✓
LAKT14	Low Ambient Kit, 575V - non-DDC	3-5 tons	✓	✓
3PMNDK01	3 Phase Monitor - Non DDC	3-5 Ton	✓	✓
	Smoke Detector (supply and/or return air)	3-5 Ton		✓
	Hinged Panels	3-5 Ton		✓
FSK01A	Freeze Stat Kit	3-5 Ton	✓	
IRKT-01	Isolation Relay Kit	3-5 Ton	✓	
LPM-07	LP Conversion Kit (For DSG036045 unit only)	3 Ton	✓	
LPM-08	LP Conversion Kit	3-5 Ton	✓	
220-GX-01	Flue Extension Kit	3-5 Ton	✓	
HA036300	High Altitude Kit	3-5 Ton	✓	

¹ Use Economizer & Power Exhaust listed within Ultra Low-Leak section

² Use Economizer & Power Exhaust listed within Low-Leak section

³ For a full list of DDC accessories, please refer to DDC Controller Technical Guide manual (DK-DDC-TGD-01B)

⁴ HSKT High-Static Kits are for use with standard single-speed belt-drive units only.

Note: Where multiple variations are available, the heaviest combination is listed.

DCC/DCH/DCG Packaged Units

6 Tons

Daikin Master Item #	Description	Fits Model Sizes	Field-Installed	Factory-Installed
Curb				
14CURB3672B	14" Roof Curb	6 tons	✓	
18CURB3672B	18" Roof Curb	6 tons	✓	
24CURB3672B	24" Roof Curb	6 tons	✓	
GHRC-3672B	Hurricane Restraint Clips	6 tons	✓	
Ultra Low-Leak Economizer & Power Exhaust¹				
1036609C	Ultra Low-Leak Downflow Economizer w/ Enthalpy	6 tons	✓	✓
10-396-09	Ultra Low-Leak Horizontal Economizer w/ Enthalpy	6 tons	✓	
01-450-02	Barometric Relief to the Horizontal Economizer	6 tons	✓	
10-465-09B-21	Prop Power Exhaust 230v	6 tons	✓	
10-465-09B-31	Prop Power Exhaust 460v	6 tons	✓	
10-465-09B-41	Prop Power Exhaust 575v	6 tons	✓	
10-455-09A-23	Centrifugal Power Exhaust 3-6T 230v	6 tons	✓	
10-455-09A-33	Centrifugal Power Exhaust 3-6T 460v	6 tons	✓	
Low-Leak Economizer & Power Exhaust²				
DDNECNJ3672C	Low-Leak Downflow Economizer	6 tons	✓	✓
DPE36722	Downflow Power Exhaust (208/230 Volt)	6 tons	✓	
DPE36724	Downflow Power Exhaust (460 Volt)	6 tons	✓	
DPE36727	Downflow Power Exhaust (575v)	6 tons	✓	
DHZEENJ3672	Horizontal Economizer	6 tons	✓	
DHPE36722	Horizontal Power Exhaust (208/230 Volt)	6 tons	✓	
DHPE36724	Horizontal Power Exhaust (460 Volt)	6 tons	✓	
DHPE36727	Horizontal Power Exhaust (575 Volt)	6 tons	✓	
DINHJ3672B	Internal Horizontal Economizer Low Leak Title 24	6 tons	✓	
Downflow Accessories				
D25FD3672	25% Manual Fresh Air Damper	6 tons	✓	
D25MFD3672	25% Motorized Fresh Air Damper	6 tons	✓	
DNBBS3672B	Burglar Bar Sleeves with Supply & Return	6 tons	✓	
DDNECNJ3672NR	Downflow Economizer ² w/o Barometric Relief	6 tons	✓	
DDNSQRD487218	Downflow Square-to-Round Adapter (18" Round)	6 tons	✓	
Horizontal Accessories				
DBRD3672	Barometric Relief Damper	6 tons	✓	
Concentrics				
CDK4872	Concentric Duct Kit	6 tons	✓	
DDC Accessories³				
	DDC communicating controller (built-in BACnet® MS/TP) includes Standard Room Sensor to be installed in field	6 tons		✓
10366D09C	DDC Ultra Low-Leak Downflow Economizer	6 tons	✓	✓
10396D09	DDC Ultra Low-Leak Horizontal Economizer	6 tons	✓	
10465DDC	Power Exhaust kit used with DDC Ultra Low-Leak Economizer	6 tons	✓	
DLAKT01	Low-Ambient	6 tons	✓	✓
LONKT01	LonWorks® card	6 tons	✓	
3PMK01	Phase Monitor (3-Phase Only)	6 tons	✓	✓
DFSKT01	Dirty Filter Switch	6 tons	✓	
3 phase 208-230V Electric Heat Kits				
SPKT02	Single Point Wiring Kit 3 phase Heat Kits	6 tons	✓	✓
EHK3-10	10kw 208-230 3ph Electric Heat Kit	6 tons	✓	✓
EHK3-15	15kw 208-230 3ph Electric Heat Kit	6 tons	✓	✓

DCC/DCH/DCG Packaged Units

6 Tons (cont.)

Daikin Master Item #	Description	Fits Model Sizes	Field-Installed	Factory-Installed
EHK3-18	18kw 208-230 3ph Electric Heat Kit	6 tons	√	√
EHK3-20	20kw 208-230 3ph Electric Heat Kit	6 tons	√	√
EHK3-25	25kw 208-230 3ph Electric Heat Kit	6 tons	√	√
3 phase 460V Electric Heat Kits				
EHK4-10	10kw 460v 3ph Electric Heat Kit	6 tons	√	√
EHK4-15	15kw 460v 3ph Electric Heat Kit	6 tons	√	√
EHK4-18	18kw 460v 3ph Electric Heat Kit	6 tons	√	√
EHK4-20	20kw 460v 3ph Electric Heat Kit	6 tons	√	√
EHK4-25	25kw 460v 3ph Electric Heat Kit	6 tons	√	√
3 phase 575V Electric Heat Kits				
EHK7-10	10kw 575v 3ph Electric Heat Kit	6 tons	√	√
EHK7-15	15kw 575v 3ph Electric Heat Kit	6 tons	√	√
EHK7-18	18kw 575v 3ph Electric Heat Kit	6 tons	√	√
EHK7-20	20kw 575v 3ph Electric Heat Kit	6 tons	√	√
EHK7-25	25kw 575v 3ph Electric Heat Kit	6 tons	√	√
High-Static Kits				
HSKTW072FI	High-Static Kit (230/460/575v)	6 tons		√
HSKT072B	High-Static Kit (230/460v) (Single Speed only)	6 tons		√
HSKT072B-7	High-Static Kits (575v) (Single Speed only)	6 tons		√
Crankcase Heater Kits				
0130L00017S	70W 230V	6 tons	√	
0130L00018S	70W 460V	6 tons	√	
0130L00019S	70W 575V	6 tons	√	
High Efficiency Filters				
0160L00205	High Efficiency MERV 13 Air Filter Nom. Size: 16x20x2; (Order Qty 4)	6 tons	√	
Misc Accessories				
HAILGD04D	Condenser Coil Hail Guard	6 tons	√	
	Convenience Outlet: Non-Powered	6 tons		√
	Convenience Outlet: Powered	6 tons		√
	Disconnect Switch	6 tons		√
HA-02	High-Altitude Kit	6 tons	√	
LAKT12	Low Ambient Kit, 208-230V - non-DDC	6 tons	√	√
LAKT15	Low Ambient Kit, 460V - non-DDC	6 tons	√	√
LAKT16	Low Ambient Kit, 575V - non-DDC	6 tons	√	√
LPM-08	LP Conversion Kit	6 tons	√	
3PMNDK01	3 Phase Monitor - Non DDC	6 tons	√	√
	Smoke Detector (supply and/or return air)	6 tons		√
	Hinged Panels	6 tons		√

¹ Use Economizer & Power Exhaust listed within Ultra Low-Leak section

² Use Economizer & Power Exhaust listed within Low-Leak section

³ For a full list of DDC accessories, please refer to DDC Controller Technical Guide manual (DK-DDC-TGD-01B)

Note: Where multiple variations are available, the heaviest combination is listed.

DCC/DCH/DCG Packaged Units

7½ to 12½ Tons

Daikin Master Item #	Description	Fits Model Sizes	Field-Installed	Factory-Installed
Curb				
14CURB90150	14" Roof Curb	7½-12½ tons	✓	
18CURB90150	18" Roof Curb	7½-12½ tons	✓	
24CURB90150	24" Roof Curb	7½-12½ tons	✓	
GHRC-90150	Hurricane Restraint Clips	7½-12½ tons	✓	
Ultra Low-Leak Economizer & Power Exhaust¹				
1036610B	Ultra Low-Leak Horizontal Economizer w/ Dry Bulb	7½-12½ tons	✓	
10-396-10	Ultra Low-Leak Horizontal Economizer w/ Enthalpy	7½-12½ tons	✓	
01-450-03	Barometric Relief to the Horizontal Economizer	7½-12½ tons	✓	
10-465-10-21	Prop Power Exhaust 230v	7½-12½ tons	✓	
10-465-10-31	Prop Power Exhaust 460v	7½-12½ tons	✓	
10-465-10-41	Prop Power Exhaust 575v	7½-12½ tons	✓	
10-455-10A-23	Centrifugal Power Exhaust 230V	7½-12½ tons	✓	
10-455-10A-33	Centrifugal Power Exhaust 7.5-12.5T 460v	7½-12½ tons	✓	
Low-Leak Economizer & Power Exhaust²				
DDNECNJ90150B	Low-Leak Downflow Economizer	7½-12½ tons	✓	✓
DPE901502	Downflow Power Exhaust (208/230v)	7½-12½ tons	✓	
DPE901504	Downflow Power Exhaust (460v)	7½-12½ tons	✓	
DPE901507	Downflow Power Exhaust (575v)	7½-12½ tons	✓	
DHZEENJ90150	Horizontal Economizer	7½-12½ tons	✓	
DHPE901502	Horizontal Power Exhaust (208/230v)	7½-12½ tons	✓	
DHPE901504	Horizontal Power Exhaust (460v)	7½-12½ tons	✓	
DHPE901507	Horizontal Power Exhaust (575v)	7½-12½ tons	✓	
DINHJ90150B	Internal Horizontal Economizer Low Leak Title 24	7½-12½ tons	✓	
Downflow Accessories				
D25FD90150	25% Manual Fresh Air Damper	7½-12½ tons	✓	
D25MFD90150	25% Motorized Fresh Air Damper	7½-12½ tons	✓	
DNBBS90150	Burglar Bar Sleeves: includes Supply & Return	7½-12½ tons	✓	
DDNECNJ90150NR	Low-Leak Downflow Economizer w/o Barometric Relief	7½-12½ tons	✓	
DDNSQRD9020	Downflow Square-to-Round Adapter 20" Round	7½ tons	✓	
Horizontal Accessories				
DBRD3672	Horizontal Barometric Relief Damper (2 required)	7½-12½ tons	✓	
Concentrics				
CDK90102	Concentric Duct Kit	7½-8½ tons	✓	
CDK120	Concentric Duct Kit	10 tons	✓	
CDK150	Concentric Duct Kit	12½ tons	✓	
3 phase 208-230V Electric Heat Kits				
EHK3-16	16kw 208-230v 3ph Electric Heat Kit	7½-12½ tons	✓	✓
EHK3-30	30kw 208-230v 3ph Electric Heat Kit	7½-12½ tons	✓	✓
EHK3-45	45kw 208-230v 3ph Electric Heat Kit	7½-12½ tons	✓	✓
3 phase 460V Electric Heat Kits				
EHK4-16	16kw 460v 3ph Electric Heat Kit	7½-12½ tons	✓	✓
EHK4-30	30kw 460v 3ph Electric Heat Kit	7½-12½ tons	✓	✓
EHK4-45	45kw 460v 3ph Electric Heat Kit	7½-12½ tons	✓	✓
3 phase 575V Electric Heat Kits				
EHK7-16	16kw 575v 3ph Electric Heat Kit	7½-12½ tons	✓	✓
EHK7-30	30kw 575v 3ph Electric Heat Kit	7½-12½ tons	✓	✓
EHK7-45	45kw 575v 3ph Electric Heat Kit	7½-12½ tons	✓	✓
DDC Accessories³				
	DDC communicating controller (built-in BACnet® MS/TP) includes Standard Room Sensor to be installed in field	7½-12½ tons		✓
10366D10B	DDC Ultra Low-Leak Downflow Economizer	7½-12½ tons	✓	✓
10396D10	DDC Ultra Low-Leak Horizontal Economizer	7½-12½ tons	✓	

DCC/DCH/DCG Packaged Units

7½ to 12½ Tons (cont.)

Daikin Master Item #	Description	Fits Model Sizes	Field-Installed	Factory-Installed
10465DDC	Power Exhaust kit used with DDC Ultra Low-Leak Economizer	7½-12½ tons	√	
DLAKT03	Low-Ambient	7½-12½ tons	√	√
LONKT01	LonWorks® card	7½-12½ tons	√	
3PMK01	Phase Monitor (3-Phase Only)	7½-12½ tons	√	√
DFSKT01	Dirty Filter Switch	7½-12½ tons	√	
High-Static Kits				
HSKT090	High-Static, Factory-Installed (230/460v) Single Speed Only	7½-12½ tons		√
HSKT090-7	High-Static, Factory-Installed (575v) Single Speed Only	7½-12½ tons		√
HSKTW120-3FIAC	High-Static, Factory-Installed (208/230v)	10 tons AC		√
HSKTW120-4FIAC	High-Static, Factory-Installed (460v)	10 tons AC		√
HSKTW120-7FIAC	High-Static, Factory-Installed (575v)	10 tons AC		√
HSKTW120-3FIGAS	High-Static, Factory-Installed (208/230v)	10 tons Gas		√
HSKTW120-4FIGAS	High-Static, Factory-Installed (460v)	10 tons Gas		√
HSKTW120-7FIGAS	High-Static, Factory-Installed (575v)	10 tons Gas		√
HSKTW120-3FIHP	High-Static, Factory-Installed (208/230v)	10 tons HP		√
HSKTW120-4FIHP	High-Static, Factory-Installed (460v)	10 tons HP		√
HSKTW120-7FIHP	High-Static, Factory-Installed (575v)	10 tons HP		√
HSKT120	High-Static, Factory-Installed (230/460v) Single Speed Only	10 tons HP		√
HSKT120-7	High-Static, Factory-Installed (575v) Single Speed Only	10 tons HP		√
HSKTW150-3FI	High-Static, Factory-Installed (230v)	12½ tons		√
HSKTW150-4FI	High-Static, Factory-Installed (460v)	12½ tons		√
HSKT150	High-Static, Factory-Installed (230/460v) Single Speed Only	12½ tons		√
HSKT150-7	High-Static, Factory-Installed (575v) Single Speed Only	12½ tons		√
HSKTW150AC-7FI	High-Static, Factory-Installed (575v)	12½ tons AC/HP		√
Crankcase Heater Kits				
0130L00017S	70W 230V	7½-12½ tons	√	
0130L00018S	70W 460V	7½-12½ tons	√	
0130L00019S	70W 575V	7½-12½ tons	√	
High Efficiency Filters				
0160L00205	High Efficiency MERV 13 Air Filter Nom. Size: 16x20x2; (Order Qty 4)	7.5 tons	√	
0160L00206	High Efficiency MERV 13 Air Filter Nom. Size: 16x24x2; (Order Qty 4)	8.5 & 10 tons	√	
0160L00202	High Efficiency MERV 13 Air Filter Nom. Size: 20x25x2; (Order Qty 4)	12.5 tons	√	
Misc Accessories				
HailGD02D	Condenser Coil Hail Guard	7½-10 tons	√	
HailGD05D	Condenser Coil Hail Guard	12½ tons	√	
	Convenience Outlet: Powered	7½-12½ tons		√
	Convenience Outlet: Non-Powered	7½-12½ tons		√
	Disconnect Switch (non-fused)	7½-12½ tons		√
LAKT17	Low-Ambient Kit, 208-230V - non-DDC	7½-8½ tons	√	√
LAKT18	Low-Ambient Kit, 460V - non-DDC	7½-8½ tons	√	√
LAKT19	Low-Ambient Kit, 575V - non-DDC	7½-8½ tons	√	√
LAKT20	Low-Ambient Kit, 208-230V - non-DDC	10-12½ tons	√	√
LAKT21	Low-Ambient Kit, 460V - non-DDC	10-12½ tons	√	√
LAKT22	Low-Ambient Kit, 575V - non-DDC	10-12½ tons	√	√
3PMNDK01	3 Phase Monitor - Non DDC	7½-12½ tons	√	√
	Smoke Detector (supply and/or return air)	7½-12½ tons		√
	Hinged Panels	7½-12½ tons		√
HA036300	High-Altitude Kit	All Models	√	
LPKT36150	LP Kit	7½-12½ tons	√	
220-GX-02	Flue Extension Kit	7½-12½ tons	√	

¹ Use Economizer & Power Exhaust listed within Ultra Low-Leak section

² Use Economizer & Power Exhaust listed within Low-Leak section

³ For a full list of DDC accessories, please refer to DDC Controller Technical Guide manual (DK-DDC-TGD-01B)

Note: Where multiple variations are available, the heaviest combination is listed.

DCC/DCG Packaged Units

15 to 25 Tons

Daikin Master Item #	Description	Fits Model Sizes	Field-Installed	Factory-Installed
Curb				
14CURB180300	14" Roof Curb	15-25 tons	✓	
18CURB180300	18" Roof Curb	15-25 tons	✓	
24CURB180300	24" Roof Curb	15-25 tons	✓	
GHRC-180300	Hurricane Restraint Clips	15-25 tons	✓	
Ultra Low-Leak Economizer & Power Exhaust¹				
1036611B	Ultra Low-Leak Downflow Economizer w/ Enthalpy	15-25 tons	✓	✓
10-465-11-21	Prop Power Exhaust 230v	15-25 tons	✓	
10-465-11-31	Prop Power Exhaust 460v	15-25 tons	✓	
10-465-11-41	Prop Power Exhaust 575v	15-25 tons	✓	
10-455-11A-23	Centrifugal Power Exhaust 230V	15-25 tons	✓	
10-455-11A-33	Centrifugal Power Exhaust 15-20T 460v	15-25 tons	✓	
Low-Leak Economizer & Power Exhaust²				
DDNECNJ180300B	Low-Leak Downflow Economizer	15-25 tons	✓	✓
DPE1803002	Downflow Power Exhaust (208/230v)	15-25 tons	✓	
DPE1803004	Downflow Power Exhaust (460v)	15-25 tons	✓	
DPE1803007	Downflow Power Exhaust (575v)	15-25 tons	✓	
DHZECNJ180300	Horizontal Economizer	15-25 tons	✓	
Downflow Accessories				
D25FD180300	25% Manual Fresh Air Damper	15-25 tons	✓	
D25MFD180300	25% Motorized Fresh Air Damper	15-25 tons	✓	
D50MFD180300	50% Motorized Fresh Air Damper	15-25 tons	✓	
DNBBS180300	Burglar Bar Sleeves with Supply and Return	15-25 tons	✓	
Horizontal Accessories				
HZCURB180300EDR	Horizontal Curb End Discharge Roofed In	15-25 tons	✓	
HZCURB180300NSR	Horizontal Curb Non-Service Side Discharge Roofed In	15-25 tons	✓	
HZCURB180300SSR	Horizontal Curb Service Side Discharge Roofed In	15-25 tons	✓	
HZCURB180300EDS	Horizontal Curb End Discharge Slab Mount	15-25 tons	✓	
HZCURB180300NSS	Horizontal Curb Non-Service Side Discharge Slab Mount	15-25 tons	✓	
HZCURB180300SSS	Horizontal Curb Service Side Discharge Slab Mount	15-25 tons	✓	
DHZE25FD180300	Horizontal Fresh Air Damper 25%	15-25 tons	✓	
DHZRETPNL180300	Horizontal Return Panel	15-25 tons	✓	
DBRD180300	Barometric Relief	15-25 tons	✓	
Concentrics				
CDK300-530	Concentric Duct Kit Step-down Diffuser	25 tons	✓	
CDK180	Concentric Duct Kit	15 tons	✓	
CDK240	Concentric Duct Kit	20 tons	✓	
CDK300	Concentric Duct Kit Flush Mount Diffuser	25 tons	✓	
3 phase 208-230V Electric Heat Kits				
EHK3-31	31 kw 208-230 3ph Electric Heat Kit	15-25 tons	✓	✓
EHK3-46	46 kw 208-230 3ph Electric Heat Kit	15-25 tons	✓	✓
EHK3-60	60 kw 208-230 3ph Electric Heat Kit	15-25 tons	✓	✓
EHK3-75	75 kw 208-230 3ph Electric Heat Kit	20-25 tons	✓	✓
3 phase 460V Electric Heat Kits				
EHK4-31	31 kw 460 3ph Electric Heat Kit	15-25 tons	✓	✓
EHK4-46	46 kw 460 3ph Electric Heat Kit	15-25 tons	✓	✓
EHK4-60	60 kw 460 3ph Electric Heat Kit	15-25 tons	✓	✓
EHK4-75	75 kw 460 3ph Electric Heat Kit	20-25 tons	✓	✓
3 phase 575V Electric Heat Kits				
EHK7-31	31 kw 575 3ph Electric Heat Kit	15-25 tons	✓	✓
EHK7-46	46 kw 575 3ph Electric Heat Kit	15-25 tons	✓	✓
EHK7-60	60 kw 575 3ph Electric Heat Kit	15-25 tons	✓	✓
EHK7-75	75 kw 575 3ph Electric Heat Kit	20-25 tons	✓	✓
DDC Accessories³				
	DDC communicating controller (built-in BACnet® MS/TP) includes Standard Room Sensor to be installed in field	15-25 tons		✓
10366D11B	DDC Ultra Low-Leak Downflow Economizer	15-25 tons	✓	✓
10465DDC	Power Exhaust kit used with DDC Ultra Low-Leak Economizer	15-25 tons	✓	
DLAKT03	Low-Ambient	15-20 tons	✓	✓
LONKT01	LonWorks® card	15-25 tons	✓	
3PMK01	Phase Monitor (3-Phase Only)	15-25 tons	✓	✓
DFSKT02	Dirty Filter Switch	15-25 tons	✓	

DCC/DCG Packaged Units

15 to 25 Tons (cont.)

Daikin Master Item #	Description	Fits Model Sizes	Field-Installed	Factory-Installed
High-Static Kits				
HSKTW180-3FI	High-Static, Factory-Installed (230v)	15 ton, AC only		✓
HSKTW180-4FI	High-Static, Factory-Installed (460v)	15 ton, AC only		✓
HSKTW180-7FI	High-Static, Factory-Installed(575v)	15 ton, AC only		✓
HSKT180	High-Static, Factory-Installed (230/460v) Single Speed Only	15 ton		✓
HSKT180-7	High-Static, Factory-Installed (575v) Single Speed Only	15 ton		✓
HSKTW240-3FI	High-Static, Factory-Installed (230v)	20 ton		✓
HSKTW240-4FI	High-Static, Factory-Installed (460v)	20 ton		✓
HSKTW240-7FI	High-Static, Factory-Installed (575v)	20 ton		✓
HSKT240	High-Static, Factory-Installed (230/460v) Single Speed Only	20 ton		✓
HSKT240-7	High-Static, Factory-Installed (575v) Single Speed Only	20 ton		✓
HSKTW300AC-FI	High-Static, Factory-Installed (25 ton, all voltages)	25 ton, AC only		✓
HSKTW300GAS-FI	High-Static, Factory-Installed (25 ton, all voltages)	25 ton, Gas only		✓
HSKT300C	High-Static Kit All Voltages Single Speed Only	25 tons		✓
Crankcase Heater Kits				
0130L00017S	70W 230V	15-20 tons	✓	
0130L00018S	70W 460V	15-20 tons	✓	
0130L00019S	70W 575V	15-20 tons	✓	
0130L00020S	90W 230V	25 tons	✓	
0130L00021S	90W 460V	25 tons	✓	
0130L00022S	90W 575V	25 tons	✓	
High Efficiency Filters				
0160L00202	High Efficiency MERV 13 Air Filter Nom. Size: 20x25x2; (Order Qty 6)	15, 20 tons	✓	
0160L00201	High Efficiency MERV 13 Air Filter Nom. Size: 20x20x2; (Order Qty 8)	25 tons	✓	
Misc Accessories				
	Convenience Outlet: Powered	15-25 tons		✓
	Convenience Outlet: Non-Powered	15-25 tons		✓
	Disconnect Switch (non-fused)	15-25 tons		✓
LAKT23	Low-Ambient Kit, 208-230V - non-DDC	15-20 tons	✓	✓
LAKT24	Low-Ambient Kit, 460V - non-DDC	15-20 tons	✓	✓
LAKT25	Low-Ambient Kit, 575V - non-DDC	15-20 tons	✓	✓
LAKT05	Low-Ambient Kit (all voltages) - non-DDC	25 tons	✓	✓
LPKT180300A	LP Conversion Kit	15-25 tons	✓	
3PMNDK01	3 Phase Monitor - Non DDC	15-25 tons	✓	✓
	Smoke Detector (supply and/or return air)	15-25 tons		✓
	Hinged Panels	15-25 tons		✓
FSK02A	Freeze Stat Kit ⁴	25 tons	✓	
HA036300	High-Altitude Kit	15-25 tons	✓	
220-GX-03	Flue Extension Kit	15-25 tons	✓	

¹ Use Economizer & Power Exhaust listed within Ultra Low-Leak section

² Use Economizer & Power Exhaust listed within Low-Leak section

³ For a full list of DDC accessories, please refer to DDC Controller Technical Guide manual (DK-DDC-TGD-01B)

⁴ FSK02A is standard on 2 speed, V, models.

Note: Where multiple variations are available, the heaviest combination is listed.

DTC/DTH/DTG Packaged Units

3 to 5 Tons

Daikin Master Item #	Description	Fits Model Sizes	Field-Installed	Factory-Installed
Curb				
14CURB3672	14" Roof Curb	3-5 tons	✓	
18CURB3672B	18" Roof Curb	3-5 tons	✓	
24CURB3672B	24" Roof Curb	3-5 tons	✓	
GHRC-3672	Hurricane Restraint Clips	3-5 tons	✓	
Ultra Low-Leak Economizer & Power Exhaust¹				
1036609C	Ultra Low-Leak Downflow Economizer w/ Enthalpy	3-5 Tons	✓	✓
10-396-09	Ultra Low-Leak Horizontal Economizer w/ Enthalpy	3-5 Tons	✓	
01-450-02	Barometric Relief to the Horizontal Economizer	3-5 Tons	✓	
10-465-09B-21	Prop Power Exhaust 230v	3-5 Tons	✓	
Low-Leak Economizer & Power Exhaust²				
DDNECNJ3672C	Low-Leak Downflow Economizer	3-5 tons	✓	✓
DPE36722	Downflow Power Exhaust (208/230 Volt)	3-5 tons	✓	
DHZECNJ3672	Horizontal Economizer	3-5 tons	✓	
DHPE36722	Horizontal Power Exhaust (208/230 Volt)	3-5 tons	✓	
Downflow Accessories				
D25FD3672	25% Manual Fresh Air Damper	3-5 tons	✓	
D25MFD3672	25% Motorized Fresh Air Damper	3-5 tons	✓	
DNBBS3672B	Burglar Bar Sleeves with Supply & Return	3-5 tons	✓	
DDNECNJ3672NR	Downflow Economizer ² w/o Barometric Relief	3-5 tons	✓	
DDNSQRD3616	Downflow Square-to-Round Adapter (16" Round)	3 tons	✓	
DDNSQRD487218	Downflow Square-to-Round Adapter (18" Round)	4-5 tons	✓	
Horizontal Accessories				
DBRD3672	Horizontal Barometric Relief Damper	3-5 tons	✓	
Concentrics				
CDK36	Concentric Duct Kit	3 tons	✓	
CDK4872	Concentric Duct Kit	4-5 tons	✓	
CDK36515	Concentric Duct Kit Flush Mount w/Filter	3 tons	✓	
1 phase 208-230V Electric Heat Kits				
SPKT01	Single Point Wiring Kit 1 phase Heat Kits	3-5 tons	✓	✓
EHK1-10	10kw 208-230 1ph Electric Heat Kit	3-5 tons	✓	✓
EHK1-15	15kw 208-230 1ph Electric Heat Kit	3-5 tons	✓	✓
EHK1-18	18kw 208-230 1ph Electric Heat Kit	4 tons	✓	✓
EHK1-20	20kw 208-230 1ph Electric Heat Kit	5 tons	✓	✓
3 phase 208-230V Electric Heat Kits				
SPKT03	Single Point Wiring Kit 3 phase Heat Kits	3-5 tons	✓	✓
EHK3-10	10kw 208-230 3ph Electric Heat Kit	3-5 tons	✓	✓
EHK3-15	15kw 208-230 3ph Electric Heat Kit	3-5 tons	✓	✓
EHK3-18	18kw 208-230 3ph Electric Heat Kit	4 tons	✓	✓
EHK3-20	20kw 208-230 3ph Electric Heat Kit	5 tons	✓	✓
DDC Accessories³				
	DDC communicating controller (built-in BACnet [®] MS/TP) includes Standard Room Sensor to be installed in field	3-5 tons		✓
10366D09C	DDC Ultra Low-Leak Downflow Economizer	3-5 tons	✓	✓
10396D09	DDC Ultra Low-Leak Horizontal Economizer	3-5 tons	✓	
10465DDC	Power Exhaust kit used with DDC Ultra Low-Leak Economizer	3-5 tons	✓	
DLAKT01	Low-Ambient	3-5 tons	✓	✓

DTC/DTH/DTG Packaged Units

3 to 5 Tons (cont.)

Daikin Master Item #	Description	Fits Model Sizes	Field-Installed	Factory-Installed
LONKT01	LonWorks® card	3-5 tons	√	
3PMK01	Phase Monitor (3-Phase Only)	3-5 tons	√	√
DFSKT01	Dirty Filter Switch	3-5 tons	√	
Crankcase Heater Kits				
0163R00002S	40W 230V	3 tons	√	
0130L00017S	70W 230V	4 - 5 tons	√	
High Efficiency Filters				
0160L00203	High Efficiency MERV 13 Air Filter Nom. Size: 24x24x2; (Order Qty 1)	3 tons	√	
0160L00204	High Efficiency MERV 13 Air Filter Nom. Size: 14x20x2; (Order Qty 4)	4 tons	√	
0160L00205	High Efficiency MERV 13 Air Filter Nom. Size: 16x20x2; (Order Qty 4)	5 tons	√	
Misc Accessories				
HAILGD03D	Condenser Coil Hail Guard	3-5 tons	√	
HAILGD04D	Condenser Coil Hail Guard	5 tons	√	
	Convenience Outlet: Non-Powered	3-5 tons		√
	Convenience Outlet: Powered	3-5 tons		√
HA-02	High Altitude Kit	3-5 tons	√	
LPM-07	LP Conversion Kit (DTG036045 only)	3 tons	√	
LPM-08	LP Conversion Kit (DTG units only)	3-5 tons	√	
LAKT11	Low Ambient Kit, 208-230V - non-DDC	3-4 tons	√	√
LAKT12	Low Ambient Kit, 208-230V - non-DDC	5 tons	√	√
3PMNDK01	3 Phase Monitor - Non DDC	3-5 tons	√	√
	Smoke Detector (supply and/or return air)	3-5 tons		√
	Hinged Panels	3-5 tons		√
220-GX-01	Flue Extension Kit	3-5 tons	√	

¹ Use Economizer & Power Exhaust listed within Ultra Low-Leak section

² Use Economizer & Power Exhaust listed within Low-Leak section

³ For a full list of DDC accessories, please refer to DDC Controller Technical Guide manual (DK-DDC-TGD-01B)

Note: Where multiple variations are available, the heaviest combination is listed.

Light Commercial Packaged Units DP14CM/DP14HM

Accessory Item #	Description	Fits Chassis Size
20464501NGK	Horizontal Duct Cover	Medium
20464502NGK	Horizontal Duct Cover	Large
CDK36	Concentric Kit	Medium
CDK4872	Concentric Kit	Large
DDNECNJPCHMM	Downflow Economizer	Medium
DDNECNJPCHML	Downflow Economizer	Large
DDNIFRPCHMM	Downflow Internal Filter Rack	Medium
DDNIFRPCHML	Downflow Internal Filter Rack	Large
DHZECNJPGCHM	Horizontal Economizer	Medium
DHZECNJPGCHL	Horizontal Economizer	Large
DPHFRA	External Horizontal Filter Rack	All Sizes
DDN25FDPGCHMM	25% Manual Downflow Fresh Air Damper	Medium
DDN25FDPGCHML	25% Manual Downflow Fresh Air Damper	Large
DHZ25FDPGCHMM	25% Manual Horizontal Fresh Air Damper	Medium
DHZ25FDPGCHML	25% Manual Horizontal Fresh Air Damper	Large
DDN25MFDPGCHMM	25% Motorized Downflow Fresh Air Damper	Medium
DDN25MFDPGCHML	25% Motorized Downflow Fresh Air Damper	Large
DHZ25MFDPGCHMM	25% Motorized Horizontal Fresh Air Damper	Medium
DHZ25MFDPGCHML	25% Motorized Horizontal Fresh Air Damper	Large
OT/EHR18-60	Outdoor Thermostat & Emergency Heat Relay Kit	All Sizes
OT18-60A	Outdoor Thermostat Kit w/ Lockout Stat	All Sizes
D14CRBPGCHMA	Roof Curb	All Sizes
SQRPG101/102	Square-to-Round Adapter w/16" Round for Downflow Application	Medium
SQRPG103	Square-to-Round Adapter w/18" Round for Downflow Application	Large
SQRPGH101/102	Square-to-Round Adapter w/16" Round for Horizontal Application	Medium
SQRPGH103	Square-to-Round Adapter w/18" Round for Horizontal Application	Large

Light Commercial Packaged Units (cont.) DP14GM

Accessory Item #	Description	Fits Chassis Size
20464501NGK	Horizontal Duct Cover	Medium
20464502NGK	Horizontal Duct Cover	Large
CDK36	Concentric Kit	Medium
CDK4872	Concentric Kit	Large
DDNECNJPGMM	Downflow Economizer	Medium
DDNECNJPGML	Downflow Economizer	Large
DDNIFRPGMM	Downflow Internal Filter Rack (with economizer)	Medium
DDNIFRPGA	Downflow Internal Filter Rack (no economizer)	All Sizes
DHZECNJPGCHM	Horizontal Economizer	Medium
DHZECNJPGCHL	Horizontal Economizer	Large
DPHFRA	External Horizontal Filter Rack	All Sizes
DHZIFRPGCHA	Internal Horizontal Filter Rack	All Sizes
DDN25FDPGCHMM	25% Manual Downflow Fresh Air Damper	Medium
DDN25FDPGCHML	25% Manual Downflow Fresh Air Damper	Large
DHZ25FDPGCHMM	25% Manual Horizontal Fresh Air Damper	Medium
DHZ25FDPGCHML	25% Manual Horizontal Fresh Air Damper	Large
DDN25MFDPGCHMM	25% Motorized Downflow Fresh Air Damper	Medium
DDN25MFDPGCHML	25% Motorized Downflow Fresh Air Damper	Large
DHZ25MFDPGCHMM	25% Motorized Horizontal Fresh Air Damper	Medium
DHZ25MFDPGCHML	25% Motorized Horizontal Fresh Air Damper	Large
HA036300	High-Altitude Kit	All Sizes
LPM-07	LP Conversion Kit (Single-Stage Models)	3 and 4 ton models
LPM-08	LP Conversion Kit (Two-Stage Models)	5 ton models
OTDFPKG-01	Outdoor Thermostat with Housing	All Sizes
D14CRBPGCHMA	Roof Curb	All Sizes
SQRPG101/102	Square-to-Round Adapter w/16" Round for Downflow Application	Medium
SQRPG103	Square-to-Round Adapter w/18" Round for Downflow Application	Large
SQRPGH101/102	Square-to-Round Adapter w/16" Round for Horizontal Application	Medium
SQRPGH103	Square-to-Round Adapter w/18" Round for Horizontal Application	Large

Split Systems

Air Conditioners/Heat Pumps

Air Conditioners

Item #	Description
ABK-20	Anchor Bracket Kit [^]
ASC-01	Anti-Short Cycle Kit
FSK01A ¹	Freeze Protection Kit ²
LSK01A ²	Liquid Line Solenoid Kit
LAKT01	Low-Ambient Kit
0163R00002	Crankcase heater
0163R00003	Crankcase heater
0163R00004	Crankcase Heater
OY18-60A	Outdoor Thermostat
TX3N4 ²	TXV Kit
TX5N4 ²	TXV Kit

[^] Contains 20 brackets; four brackets needed to anchor unit to pad

¹ Installed on indoor coil

² Field-installed, non-bleed, expansion valve kit — Condensing units and heat pumps with reciprocating compressors require the use of start-assist components when used in conjunction with an indoor coil using a non-bleed thermal expansion valve refrigerant metering device or liquid line solenoid kit. The TXV should always be sized based on the tonnage of the outdoor unit.

Heat Pumps

Item #	Description
0130R00000S	Low-pressure Switch Kit
ABK-20	Anchor Bracket Kit [^]
ASC-01	Anti-Short Cycle Kit
AFE18-60A	All-fuel Kit
LAKT-01	Low-Ambient Kit
FSK01A ¹	Freeze Protection Kit
OT18-60A ²	Outdoor Thermostat
OT/EHR18-60	Emergency Heat Relay kit
TX3N4 ²	TXV Kit
TX5N4 ²	TXV Kit

[^] Contains 20 brackets; four brackets needed to anchor unit to pad

¹ Installed on indoor coil

² Required for heat pump applications where ambient temperatures fall below 0°F with 50% or higher relative humidity.

DSC/DSH Packaged Units Heat Kit Match-Ups 3 to 5 Tons

DSC — Heat Kit Usage

Single-Phase Units @ 208 / 240V

Model	MCA	MOP	kW*	Recommended Airflow Range
DSC036***1D***	24.7 / 24.7	40 / 40	---	---
EHK1-10	48.2 / 55.2	50 / 60	7.5 / 10.0	1250-1350 CFM
EHK1-15	70.8 / 81.2	80 / 90	11.3 / 15.0	1400-1440 CFM
DSC048***1D***	29.0 / 29.0	45 / 45	---	---
EHK1-10	48.6 / 55.6	50 / 60	7.5 / 10.0	1400-1800 CFM
EHK1-15	71.3 / 81.6	80 / 90	11.3 / 15.0	1575-1800 CFM
EHK1-18	84.8 / 97.3	90 / 100	13.5 / 18.0	1575-1800 CFM
DSC060***1D***	41.3 / 41.3	60 / 60	---	---
EHK1-10	53.8 / 60.8	60 / 70	7.5 / 10.0	1750-2250 CFM
EHK1-15	76.4 / 86.8	80 / 90	11.3 / 15.0	1750-2250 CFM
EHK1-20	98.9 / 113	100 / 125	15.0 / 20.0	1850-2250 CFM

Three-Phase Units @ 208 / 240V

Model	MCA	MOP	kW*	Recommended Airflow Range
DSC036***3D***	16.9 / 16.9	25 / 25	---	---
EHK3-10	29.1 / 33.1	30 / 35	7.5 / 10.0	1250-1350 CFM
EHK3-15	42.2 / 48.2	45 / 50	11.3 / 15.0	1400-1440 CFM
DSC036***3B***	17.9 / 17.9	25 / 25	---	---
EHK3-10	30.3 / 34.3	35 / 35	7.5 / 10.0	1250-1350 CFM
EHK3-15	43.4 / 49.4	45 / 50	11.3 / 15.0	1400-1440 CFM
DSC048***3D***	20.6 / 20.6	30 / 30	---	---
EHK3-10	29.5 / 33.5	35 / 35	7.5 / 10.0	1400-1800 CFM
EHK3-15	42.6 / 48.6	45 / 50	11.3 / 15.0	1575-1800 CFM
EHK3-18	50.4 / 57.6	60 / 60	13.5 / 18.0	1575-1800 CFM
DSC048***3B***	21.2 / 21.2	30 / 30	---	---
EHK3-10	30.3 / 34.3	35 / 35	7.5 / 10.0	1400-1800 CFM
EHK3-15	43.4 / 49.4	45 / 50	11.3 / 15.0	1575-1800 CFM
EHK3-18	51.1 / 58.4	60 / 60	13.5 / 18.0	1575-1800 CFM
DSC060***3D***	28.3 / 28.3	40 / 40	---	---
EHK3-10	34.6 / 38.6	40 / 40	7.5 / 10.0	1750 - 2250 CFM
EHK3-15	47.8 / 53.8	50 / 60	11.3 / 15.0	1750 - 2250 CFM
EHK3-20	60.6 / 68.6	70 / 70	15.0 / 20.0	1850 - 2250 CFM
DSC060***3B***	24.6 / 24.6	40 / 40	---	---
EHK3-10	30.0 / 34.0	40 / 40	7.5 / 10.0	1750 - 2250 CFM
EHK3-15	43.1 / 49.1	45 / 50	11.3 / 15.0	1750 - 2250 CFM
EHK3-20	56.0 / 64.0	60 / 70	15.0 / 20.0	1850 - 2250 CFM

* Electric Heater kW rating: Rated at 240v for 208-230v units; 480v for 460v units

DSH — Heat Kit Usage

Single-Phase Units @ 208 / 240V

Model	MCA	MOP	kW*	Recommended Airflow Range
DSH036***1D***	24.7 / 24.7	40 / 40	---	---
EHK1-10	69.8 / 76.8	70 / 80	7.5 / 10.0	1250-1350 CFM
EHK1-15	92.4 / 103	100 / 110	11.3 / 15.0	1400-1440 CFM
DSH048***1D***	29.1 / 29.1	45 / 45	---	---
EHK1-10	74.2 / 81.2	80 / 90	7.5 / 10.0	1400-1800 CFM
EHK1-15	96.9 / 107	100 / 110	11.3 / 15.0	1575-1800 CFM
EHK1-18	110 / 123	110 / 125	13.5 / 18.0	1575-1800 CFM
DSH060***1D***	40.2 / 40.2	60 / 60	---	---
EHK1-10	85.3 / 92.3	90 / 100	7.5 / 10.0	1750-2250 CFM
EHK1-15	108 / 118	110 / 125	11.3 / 15.0	1750-2250 CFM
EHK1-20	130 / 144	150 / 150	15.0 / 20.0	1850-2250 CFM

Three-Phase Units @ 208 / 240V

Model	MCA	MOP	kW*	Recommended Airflow Range
DSH036***3D***	16.9 / 16.9	25 / 25	---	---
EHK3-10	42.9 / 46.9	45 / 50	7.5 / 10.0	1250-1350 CFM
EHK3-15	56.0 / 62.0	60 / 70	11.3 / 15.0	1400-1440 CFM
DSH036***3B***	17.9 / 17.9	25 / 25	---	---
EHK3-10	43.9 / 47.9	45 / 50	7.5 / 10.0	1250-1350 CFM
EHK3-15	57.0 / 63.0	60 / 70	11.3 / 15.0	1400-1440 CFM
DSH048***3D***	20.6 / 20.6	30 / 30	---	---
EHK3-10	46.6 / 50.6	50 / 60	7.5 / 10.0	1400-1800 CFM
EHK3-15	59.8 / 65.8	60 / 70	11.3 / 15.0	1575-1800 CFM
EHK3-18	67.5 / 74.8	70 / 80	13.5 / 18.0	1575-1800 CFM
DSH048***3B***	21.2 / 21.2	30 / 30	---	---
EHK3-10	47.2 / 51.2	50 / 60	7.5 / 10.0	1400-1800 CFM
EHK3-15	60.4 / 66.4	70 / 70	11.3 / 15.0	1575-1800 CFM
EHK3-18	68.1 / 75.4	70 / 80	13.5 / 18.0	1575-1800 CFM
DSH060***3D***	29.1 / 29.1	45 / 45	---	---
EHK3-10	55.1 / 59.1	60 / 60	7.5 / 10.0	1750-2250 CFM
EHK3-15	68.2 / 74.2	70 / 80	11.3 / 15.0	1750-2250 CFM
EHK3-20	81.1 / 89.1	90 / 90	15.0 / 20.0	1850-2250 CFM
DSH060***3B***	25.5 / 25.5	40 / 40	---	---
EHK3-10	51.5 / 55.5	60 / 60	7.5 / 10.0	1750-2250 CFM
EHK3-15	64.6 / 70.6	70 / 80	11.3 / 15.0	1750-2250 CFM
EHK3-20	77.5 / 85.5	80 / 90	15.0 / 20.0	1850-2250 CFM

* Electric Heater kW rating: Rated at 240v for 208-230v units; 480v for 460v units

DSC/DSH Packaged Units

Heat Kit Match-Ups

3 to 5 Tons (cont.)

DSC — Heat Kit Usage

Three-Phase Units @ 480V

Model	MCA	MOP	kW*	Recommended Airflow Range
DSC036***4B***	9.6	15	---	---
EHK4-10	17.1	20	10.0	1250-1350 CFM
EHK4-15	24.6	25	15.0	1400-1440 CFM
DSC048***4B***	10.0	15	---	---
EHK4-10	17.1	20	10.0	1400-1800 CFM
EHK4-15	24.6	25	15.0	1575-1800 CFM
EHK4-18	29.3	30	18.0	1575-1800 CFM
DSC060***4B***	11.9	15	---	---
EHK4-10	16.9	20	10.0	1750 - 2250 CFM
EHK4-15	24.4	25	15.0	1750 - 2250 CFM
EHK4-20	31.9	35	20.0	1850 - 2250 CFM

Three-Phase Units @ 575V

Model	MCA	MOP	kW*	Recommended Airflow Range
DSC036***7B***	7.6	15	---	---
EHK7-10	15.4	20	10.0	1250-1350 CFM
EHK7-15	21.8	25	15.0	1400-1440 CFM
DSC048***7B***	8.3	15	---	---
EHK7-10	15.4	20	10.0	1400-1800 CFM
EHK7-15	21.8	25	15.0	1575-1800 CFM
EHK7-18	25.5	30	18.0	1575-1800 CFM
DSC060***7B***	8.9	15	---	---
EHK7-10	14.0	15	10.0	1750-2250 CFM
EHK7-15	20.4	25	15.0	1750-2250 CFM
EHK7-20	26.5	30	20.0	1850-2250 CFM

* Electric Heater kW rating: Rated at 240v for 208-230v units; 480v for 460v units

DSH — Heat Kit Usage

Three-Phase Units @ 480V

Model	MCA	MOP	kW*	Recommended Airflow Range
DSH036***4B***	9.6	15	---	---
EHK4-10	24.6	25	10.0	1250-1350 CFM
EHK4-15	32.1	35	15.0	1400-1440 CFM
DSH048***4B***	10.0	15	---	---
EHK4-10	25.0	25	10.0	1400-1800 CFM
EHK4-15	32.5	35	15.0	1575-1800 CFM
EHK4-18	37.1	40	18.0	1575-1800 CFM
DSH060***4B***	12.3	20	---	---
EHK4-10	27.3	30	10.0	1750-2250 CFM
EHK4-15	34.8	35	15.0	1750-2250 CFM
EHK4-20	42.3	45	20.0	1850-2250 CFM

Three-Phase Units @ 575V

Model	MCA	MOP	kW*	Recommended Airflow Range
DSH036***7B***	7.6	15	---	---
EHK7-10	20.1	25	10.0	1400-1475 CFM
EHK7-15	26.5	30	15.0	1575-1650 CFM
DSH048***7B***	8.3	15	---	---
EHK7-10	20.8	25	10.0	1400-1800 CFM
EHK7-15	27.2	30	15.0	1575-1800 CFM
EHK7-18	30.9	35	18.0	1575-1800 CFM
DSH060***7B***	9.2	15	---	---
EHK7-10	21.7	25	10.0	1750-2250 CFM
EHK7-15	28.1	30	15.0	1750-2250 CFM
EHK7-20	34.2	35	20.0	1850-2250 CFM

* Electric Heater kW rating: Rated at 240v for 208-230v units; 480v for 460v units

DTC/DTH Packaged Units Heat Kit Match-Ups 3 to 5 Tons

DTC — Heat Kit Usage

Single and Three Phase Units @ 208 / 240V

Model	MCA	MOP	kW*	Recommended Airflow Range
DTC036***1D***	22.9 / 22.9	35 / 35	---	---
EHK1-10	50.0 / 57.0	50 / 60	7.5 / 10.0	1250-1350 CFM
EHK1-15	72.6 / 83.0	80 / 90	11.3 / 15.0	1250-1440 CFM
DTC036***3D***	16.5 / 16.5	25 / 25	---	---
EHK3-10	30.9 / 34.9	35 / 35	7.5 / 10.0	1250-1350 CFM
EHK3-15	44.0 / 50.0	45 / 50	11.3 / 15.0	1250-1440 CFM

DTC048***1D***	33.1 / 33.1	50 / 50	---	---
EHK1-10	53.8 / 60.8	60 / 70	7.5 / 10.0	1400-1800 CFM
EHK1-15	76.4 / 86.8	80 / 90	11.3 / 15.0	1575-1800 CFM
EHK1-18	89.9 / 102	90 / 110	13.5 / 18.0	1575-1800 CFM
DTC048***3D***	24.7 / 24.7	35 / 35	---	---
EHK3-10	34.6 / 38.6	35 / 40	7.5 / 10.0	1400-1800 CFM
EHK3-15	47.8 / 53.8	50 / 60	11.3 / 15.0	1575-1800 CFM
EHK3-18	55.5 / 62.8	60 / 70	13.5 / 18.0	1575-1800 CFM

DTC060***1D***	40.2 / 40.2	60 / 60	---	---
EHK1-10	53.8 / 60.8	60 / 70	7.5 / 10.0	1750-2250 CFM
EHK1-15	76.4 / 86.8	80 / 90	11.3 / 15.0	1750-2250 CFM
EHK1-20	98.9 / 113	100 / 125	15.0 / 20.0	1850-2250 CFM
DTC060***3D***	28.8 / 28.8	40 / 40	---	---
EHK3-10	34.6 / 38.6	40 / 40	7.5 / 10.0	1750-2250 CFM
EHK3-15	47.8 / 53.8	50 / 60	11.3 / 15.0	1750-2250 CFM
EHK3-20	60.6 / 68.6	70 / 70	15.0 / 20.0	1850-2250 CFM

* Electric Heater kW rating: Rated at 240v for 208-230v units; 480v for 460v units

DTH — Heat Kit Usage

Single and Three Phase Units @ 208 / 240V

Model	MCA	MOP	kW*	Recommended Airflow Range
DTH036***1D***	22.9 / 22.9	35 / 35	---	---
EHK1-10	68.1 / 75.1	70 / 80	7.5 / 10.0	1250-1350 CFM
EHK1-15	90.7 / 101	100 / 110	11.3 / 15.0	1250-1440 CFM
DTH036***3D***	16.5 / 16.5	25 / 25	---	---
EHK3-10	42.5 / 46.5	45 / 50	7.5 / 10.0	1250 - 1350 CFM
EHK3-15	55.6 / 61.6	60 / 70	11.3 / 15.0	1250-1440 CFM

DTH048***1D***	33.1 / 33.1	50 / 50	---	---
EHK1-10	78.3 / 85.3	80 / 90	7.5 / 10.0	1400-1800 CFM
EHK1-15	101 / 111	110 / 125	11.3 / 15.0	1575-1800 CFM
EHK1-18	114 / 127	125 / 150	13.5 / 18.0	1575-1800 CFM
DTH048***3D***	24.7 / 24.7	35 / 35	---	---
EHK3-10	50.7 / 54.7	60 / 60	7.5 / 10.0	1400 - 1800 CFM
EHK3-15	63.9 / 69.9	70 / 70	11.3 / 15.0	1575 - 1800 CFM
EHK3-18	71.6 / 78.9	80 / 80	13.5 / 18.0	1575 - 1800 CFM

DTH060***1D***	40.2 / 40.2	60 / 60	---	---
EHK1-10	85.3 / 92.3	100 / 100	7.5 / 10.0	1750-2250 CFM
EHK1-15	108 / 118	110 / 125	11.3 / 15.0	1750-2250 CFM
EHK1-20	130 / 144	150 / 150	15.0 / 20.0	1850-2250 CFM
DTH060***3D***	29.1 / 29.1	45 / 45	---	---
EHK3-10	55.1 / 59.1	60 / 60	7.5 / 10.0	1750 - 2250 CFM
EHK3-15	68.2 / 74.2	70 / 80	11.3 / 15.0	1750 - 2250 CFM
EHK3-20	81.1 / 89.1	90 / 90	15.0 / 20.0	1850 - 2250 CFM

* Electric Heater kW rating: Rated at 240v for 208-230v units; 480v for 460v units

DCC/DCH Packaged Units

Heat Kit Match-Ups

6 Tons

DCC — Heat Kit Usage

Three-Phase Units @ 208 / 240V

Model	MCA	MOP	kW*	Recommended Airflow Range
DCC072***3V***	30.0 / 30.0	45 / 45	---	---
EHK3-10	33.5 / 37.5	45 / 45	7.5 / 10.0	2,100 - 2,700 CFM
EHK3-15	46.6 / 52.6	50 / 60	11.3 / 15.0	2,100 - 2,700 CFM
EHK3-20	59.5 / 67.5	60 / 70	15.0 / 20.0	2,100 - 2,700 CFM
EHK3-25	72.6 / 82.6	80 / 90	18.8 / 25.0	2,100 - 2,700 CFM

Three-Phase Units @ 480V

DCC072***4V***	14.3	20	---	---
EHK4-10	18.6	20	10.0	2,100 - 2,700 CFM
EHK4-15	26.1	30	15.0	2,100 - 2,700 CFM
EHK4-20	33.6	35	20.0	2,100 - 2,700 CFM
EHK4-25	41.3	45	25.0	2,100 - 2,700 CFM

Three-Phase Units @ 575V

DCC072***7V***	11	15	---	---
EHK7-10	15.5	20	10.0	2,100 - 2,700 CFM
EHK7-15	21.9	25	15.0	2,100 - 2,700 CFM
EHK7-20	28	30	20.0	2,100 - 2,700 CFM
EHK7-25	34.4	35	25.0	2,100 - 2,700 CFM

* Electric Heater kW rating: Rated at 240v for 208-230v units; 480v for 460v units

DCH — Heat Kit Usage

Three-Phase Units @ 208 / 240V

Model	MCA	MOP	kW*	Recommended Airflow Range
DCH072***3V***	30.0 / 30.0	45 / 45	---	---
EHK3-10	56.0 / 60.0	60 / 70	7.5 / 10.0	2,100 - 2,700 CFM
EHK3-15	69.1 / 75.1	70 / 80	11.3 / 15.0	2,100 - 2,700 CFM
EHK3-20	82.0 / 90.0	90 / 90	15.0 / 20.0	2,100 - 2,700 CFM
EHK3-25	95.1 / 105	100 / 110	18.8 / 25.0	2,100 - 2,700 CFM

Three-Phase Units @ 480V

DCH072***4V***	14.3	20	---	---
EHK4-10	29.3	30	10.0	2,100 - 2,700 CFM
EHK4-15	36.8	40	15.0	2,100 - 2,700 CFM
EHK4-20	44.3	45	20.0	2,100 - 2,700 CFM
EHK4-25	52	60	25.0	2,100 - 2,700 CFM

Three-Phase Units @ 575V

DCH072***7V***	11	15	---	---
EHK7-10	23.5	25	10.0	2,100 - 2,700 CFM
EHK7-15	29.9	30	15.0	2,100 - 2,700 CFM
EHK7-20	36	40	20.0	2,100 - 2,700 CFM
EHK7-25	42.4	45	25.0	2,100 - 2,700 CFM

* Electric Heater kW rating: Rated at 240v for 208-230v units; 480v for 460v units

DCC/DCH Packaged Units Heat Kit Match-Ups 7½ to 12½ Tons

DCC — Heat Kit Usage

Three-Phase Units @ 208 / 240V

Model	MCA	MOP	kW*	Recommended Airflow Range
DCC090***3V***	38.4 / 38.4	50 / 50	---	---
EHK3-16	46.6 / 52.6	50 / 60	11.3 / 15.0	3000-3375 CFM
EHK3-30	85.4 / 97.4	90 / 100	22.5 / 29.9	3000-3375 CFM
EHK3-45	125 / 143	125 / 150	33.7 / 44.9	3000-3375 CFM
DCC102***3V***	41.4 / 41.4	50 / 50	---	---
EHK3-16	46.6 / 52.6	50 / 60	11.3 / 15.0	3400 - 3825 CFM
EHK3-30	85.4 / 97.4	90 / 100	22.5 / 29.9	3400 - 3825 CFM
EHK3-45	125 / 143	125 / 150	33.7 / 44.9	3400 - 3825 CFM
DCC120***3V***	46.3 / 46.3	60 / 60	---	---
EHK3-16	47.1 / 53.1	60 / 60	11.3 / 15.0	3,500-4,500 CFM
EHK3-30	85.9 / 97.9	90 / 100	22.5 / 29.9	3,500-4,500 CFM
EHK3-45	125 / 143	125 / 150	33.7 / 44.9	4,000-4,500 CFM
DCC150***3V***	63.6 / 63.6	80 / 80	---	---
EHK3-16	63.6 / 63.6	80 / 80	11.3 / 15.0	4,000-5,600 CFM
EHK3-30	89.3 / 101	90 / 110	22.5 / 29.9	4,300-5,600 CFM
EHK3-45	128 / 146	150 / 150	33.7 / 44.9	4,500-5,600 CFM

* Electric Heater kW rating: Rated at 240v for 208-230v units; 480v for 460v units

DCC — Heat Kit Usage

Three-Phase Units @ 480V

Model	MCA	MOP	kW*	Recommended Airflow Range
DCC090***4V***	18	20	---	---
EHK4-16	26.1	30	15.0	3000-3375 CFM
EHK4-30	48.6	50	29.9	3000-3375 CFM
EHK4-45	71.1	80	44.9	3000-3375 CFM
DCC102***4V***	18.6	20	---	---
EHK4-16	26.1	30	15.0	3400 - 3825 CFM
EHK4-30	48.6	50	29.9	3400 - 3825 CFM
EHK4-45	71.1	80	44.9	3400 - 3825 CFM
DCC120***4V***	22.2	25	---	---
EHK4-16	26.3	30	15.0	3,500-4,500 CFM
EHK4-30	48.8	50	29.9	3,500-4,500 CFM
EHK4-45	71.3	80	44.9	4,000-4,500 CFM
DCC150***4V***	29.8	40	---	---
EHK4-16	29.8	40	15.0	4,000-5,600 CFM
EHK4-30	50.4	60	29.9	4,300-5,600 CFM
EHK4-45	72.9	80	44.9	4,500-5,600 CFM

* Electric Heater kW rating: Rated at 240v for 208-230v units; 480v for 460v units

DCH — Heat Kit Usage

Three-Phase Units @ 208 / 240V

Model	MCA	MOP	kW*	Recommended Airflow Range
DCH090***3V***	38.4 / 38.4	50 / 50	---	---
EHK3-16	77.5 / 83.5	80 / 90	11.3 / 15.0	3000-3375 CFM
EHK3-30	116 / 128	125 / 150	22.5 / 29.9	3000-3375 CFM
EHK3-45	155 / 173	175 / 175	33.7 / 44.9	3000-3375 CFM
DCH102***3V***	41.4 / 41.4	50 / 50	---	---
EHK3-16	80.5 / 86.5	90 / 90	11.3 / 15.0	3400 - 3825 CFM
EHK3-30	119 / 131	125 / 150	22.5 / 29.9	3400 - 3825 CFM
EHK3-45	158 / 176	175 / 200	33.7 / 44.9	3400 - 3825 CFM
DCH120***3V***	46.3 / 46.3	60 / 60	---	---
EHK3-16	85.4 / 91.4	90 / 100	11.3 / 15.0	3,500-4,500 CFM
EHK3-30	124 / 136	125 / 150	22.5 / 29.9	3,500-4,500 CFM
EHK3-45	163 / 181	175 / 200	33.7 / 44.9	4,000-4,500 CFM
DCH150***3V***	63.6 / 63.6	80 / 80	---	---
EHK3-16	103 / 109	110 / 110	11.3 / 15.0	4,000-5,600 CFM
EHK3-30	142 / 154	150 / 175	22.5 / 29.9	4,300-5,600 CFM
EHK3-45	181 / 199	200 / 200	33.7 / 44.9	4,500-5,600 CFM

* Electric Heater kW rating: Rated at 240v for 208-230v units; 480v for 460v units

DCH — Heat Kit Usage

Three-Phase Units @ 480V

Model	MCA	MOP	kW*	Recommended Airflow Range
DCH090***4V***	18	20	---	---
EHK4-16	40.5	45	15.0	3000-3375 CFM
EHK4-30	63	70	29.9	3000-3375 CFM
EHK4-45	85.5	90	44.9	3000-3375 CFM
DCH102***4V***	18.6	20	---	---
EHK4-16	41.1	45	15.0	3400 - 3825 CFM
EHK4-30	63.6	70	29.9	3400 - 3825 CFM
EHK4-45	86.1	90	44.9	3400 - 3825 CFM
DCH120***4V***	22.2	25	---	---
EHK4-16	44.7	45	15.0	3,500-4,500 CFM
EHK4-30	67.2	70	29.9	3,500-4,500 CFM
EHK4-45	89.7	90	44.9	4,000-4,500 CFM
DCH150***4V***	29.8	40	---	---
EHK4-16	52.3	60	15.0	4,000-5,600 CFM
EHK4-30	74.8	80	29.9	4,300-5,600 CFM
EHK4-45	97.3	100	44.9	4,500-5,600 CFM

* Electric Heater kW rating: Rated at 240v for 208-230v units; 480v for 460v units

DCC/DCH Packaged Units

Heat Kit Match-Ups

7½ to 12½ Tons (cont.)

DCC — Heat Kit Usage

Three-Phase Units @ 575V

Model	MCA	MOP	kW*	Recommended Airflow Range
DCC090***7V***	13.3	15	---	---
EHK7-16	21.9	25	15.0	3000-3375 CFM
EHK7-30	40.5	45	29.9	3000-3375 CFM
EHK7-45	59.4	60	44.9	3000-3375 CFM
DCC102***7V***	17.1	20	---	---
EHK7-16	21.9	25	15.0	3400 - 3825 CFM
EHK7-30	40.5	45	29.9	3400 - 3825 CFM
EHK7-45	59.4	60	44.9	3400 - 3825 CFM
DCC120***7V***	16.6	20	---	---
EHK7-16	21.9	25	15.0	3,500-4,500 CFM
EHK7-30	40.5	45	29.9	3,500-4,500 CFM
EHK7-45	59.4	60	44.9	4,000-4,500 CFM
DCC150***7V***	22.1	25	---	---
EHK7-16	23.3	25	15.0	4,000-5,600 CFM
EHK7-30	41.9	45	29.9	4,300-5,600 CFM
EHK7-45	60.8	70	44.9	4,500-5,600 CFM

* Electric Heater kW rating: Rated at 240v for 208-230v units; 480v for 460v units

DCH — Heat Kit Usage

Three-Phase Units @ 575V

Model	MCA	MOP	kW*	Recommended Airflow Range
DCH090***7V***	13.3	15	---	---
EHK7-16	32.2	35	15.0	3000-3375 CFM
EHK7-30	50.8	60	29.9	3000-3375 CFM
EHK7-45	69.7	70	44.9	3000-3375 CFM
DCH102***7V***	17.1	20	---	---
EHK7-16	35.9	40	15.0	3400 - 3825 CFM
EHK7-30	54.6	60	29.9	3400 - 3825 CFM
EHK7-45	73.4	80	44.9	3400 - 3825 CFM
DCH120***7V***	16.6	20	---	---
EHK7-16	35.5	40	15.0	3,500-4,500 CFM
EHK7-30	54.1	60	29.9	3,500-4,500 CFM
EHK7-45	73	80	44.9	4,000-4,500 CFM
DCH150***7V***	22.1	25	---	---
EHK7-16	41	45	15.0	4,000-5,600 CFM
EHK7-30	59.6	60	29.9	4,300-5,600 CFM
EHK7-45	78.5	80	44.9	4,500-5,600 CFM

* Electric Heater kW rating: Rated at 240v for 208-230v units; 480v for 460v units

DCC Packaged Units Heat Kit Match-Ups 15 to 25 Tons

DCC — Heat Kit Usage

Three-Phase Units @ 208 / 240V

Model	MCA	MOP	kW*	Recommended Airflow Range
DCC180***3V***	71.4 / 71.4	90 / 90	---	---
EHK3-31	86.4 / 98.0	90 / 100	21.6 / 28.8	5250 - 6750 CFM
EHK3-46	124 / 141	125 / 150	32.4 / 43.2	5250 - 6750 CFM
EHK3-60	161 / 150	175 / 175	43.3 / 57.6	5250 - 6750 CFM

Three-Phase Units @ 480V

Model	MCA	MOP	kW*	Recommended Airflow Range
DCC180***4V***	34.3	45	---	---
EHK4-31	48.6	50	28.8	5250 - 6750 CFM
EHK4-46	70.4	80	43.2	5250 - 6750 CFM
EHK4-60	74.7	80	57.6	5250 - 6750 CFM

Three-Phase Units @ 575V

Model	MCA	MOP	kW*	Recommended Airflow Range
DCC180***7V***	25.7	30	---	---
EHK7-31	40.5	45	28.8	5250 - 6750 CFM
EHK7-46	58.6	60	43.2	5250 - 6750 CFM
EHK7-60	62.2	70	57.6	5250 - 6750 CFM

Three-Phase Units @ 208 / 240V

Model	MCA	MOP	kW*	Recommended Airflow Range
DCC240***3V***	96.4 / 96.4	125 / 125	---	---
EHK3-31	96.4 / 104	125 / 125	21.6 / 28.8	7200 - 8500 CFM
EHK3-46	130 / 148	150 / 150	32.4 / 43.2	7201 - 8500 CFM
EHK3-75	168 / 191	200 / 225	54.1 / 72.0	7203 - 8500 CFM

Model	MCA	MOP	kW*	Recommended Airflow Range
DCC240***4V***	43.5	50	---	---
EHK3-46	73.3	80	43.2	7201 - 8500 CFM
EHK3-75	94.9	110	72	7203 - 8500 CFM

Three-Phase Units @ 575V

Model	MCA	MOP	kW*	Recommended Airflow Range
DCC240***7V***	35	45	---	---
EHK3-31	42.6	45	28.8	7200 - 8500 CFM
EHK3-46	60.8	70	43.2	7201 - 8500 CFM
EHK3-60	64.3	70	57.6	7202 - 8500 CFM
EHK3-75	78.8	90	72	7203 - 8500 CFM

* Electric Heater kW rating: Rated at 240v for 208-230v units; 480v for 460v units

DCC — Heat Kit Usage

Three-Phase Units @ 208 / 240V

Model	MCA	MOP	kW*	Recommended Airflow Range
DCC300***3V***	133 / 133	175 / 175	---	---
EHK3-31	133 / 133	175 / 175	21.6 / 28.8	7200 - 8500 CFM
EHK3-46	139 / 156	175 / 175	32.4 / 43.2	7201 - 8500 CFM
EHK3-60	176 / 165	200 / 175	43.3 / 57.6	7202 - 8500 CFM
EHK3-75	176 / 199	200 / 225	54.1 / 72.0	7203 - 8500 CFM

Three-Phase Units @ 480V

Model	MCA	MOP	kW*	Recommended Airflow Range
DCC300***4V***	53.8	70	---	---
EHK3-31	55.9	70	28.8	7200 - 8500 CFM
EHK3-46	77.6	80	43.2	7201 - 8500 CFM
EHK3-60	81.9	90	57.6	7202 - 8500 CFM
EHK3-75	99.2	110	72	7203 - 8500 CFM

Three-Phase Units @ 575V

Model	MCA	MOP	kW*	Recommended Airflow Range
DCC300***7V***	42.9	50	---	---
EHK3-31	46.4	50	28.8	7200 - 8500 CFM
EHK3-46	64.5	70	43.2	7201 - 8500 CFM
EHK3-60	68.1	80	57.6	7202 - 8500 CFM
EHK3-75	82.6	100	72	7203 - 8500 CFM

* Electric Heater kW rating: Rated at 240v for 208-230v units; 480v for 460v units



A modern interior space featuring a wall of white, circular acoustic panels. Two bright yellow chairs are positioned in the foreground, and large windows on the right side offer a view of a city skyline. The ceiling has recessed lighting and a fire alarm. An orange banner is overlaid on the top right of the image.

VRV Products

What is Daikin VRV?

One Flexible Package

Daikin VRV is a modular, commercially applied air-conditioning and heating system that distributes refrigerant from the outdoor unit to multiple indoor units, providing efficient, comfortable individual user control and reliability in one flexible package.

Daikin VRV systems provide advanced solutions for almost any large residential to commercial application. Available in air-cooled or water-cooled solutions and heat recovery or heat pump systems, VRV provides advanced heating and cooling options with individual zone control for both open plan and tightly grouped applications.

VRV is built upon 4 basic “Building Blocks” — Outdoor Unit, Indoor Unit, Piping, and Controls — providing the attributes of a central chilled water system but with the simplicity of a split system.

This makes it very flexible and ideal for energy-efficient and comfortable cooling and heating of many types of buildings such as banks, health care, skilled care, libraries, storage facilities, conference centers, etc.



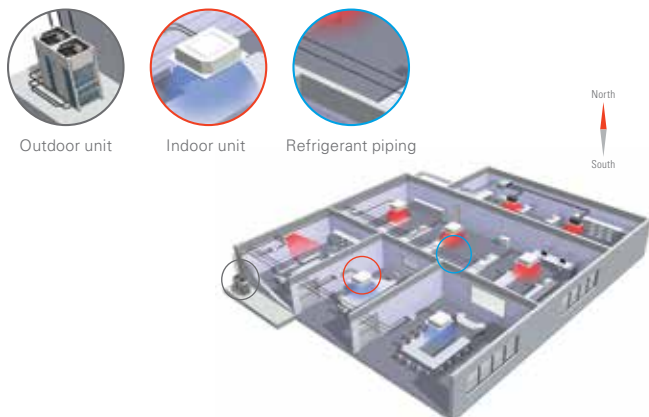
Air Cooled

- » Fast and easy to install — no need for additional components
- » Low maintenance costs
- » Can be installed both outdoors and indoors
- » Up to 38 tons capacity for one system
- » Available in Heat Pump or Heat Recovery (Simultaneous Heating and Cooling of Different zones)


Water Cooled

- » Suitable for multi-story and large buildings because of the almost unlimited possibilities of water piping
- » Not affected by outdoor temperature/climate conditions
- » Reduce CO₂ emissions thanks to the possibility of geothermal energy as a renewable energy source
- » Available in Heat Pump or Heat Recovery (Simultaneous Heating and Cooling of Different zones)

Components:



Components:



Why choose Daikin VRV?

Inventor and leader in VRV systems since 1982

Diverse products that make the difference

» In efficiency

- Variable Refrigerant Temperature technology leading to excellent energy efficiency
- Indoor units with advanced sensing technology and optional self-cleaning air filter panel

» In comfort

- Variable Refrigerant Temperature technology preventing cold draughts
- 13 different indoor unit types and 81 models
- Low sound indoor and outdoor units

» In aesthetics

- Stylish cassettes integrated in the ceiling
- Ceiling suspended cassettes
- Elegant wall mounted units

» In installation

- Automatic refrigerant charge function
- Self-addressing control system after installation
- VRV Configurator for simplified and time saving commissioning
- Flexible connection possibilities for indoor and outdoor units

» In control

- intelligent Touch Manager — a mini-BMS/Centralized Controller that integrates all units in a cost-efficient system
- Easy integrating with third party BMS
- Dedicated control solutions for applications such as offices, shops, hotels, schools, etc.

» In system design

- User friendly sizing and selection software
- CAD drawings and Revit* families
- Comprehensive engineering manuals

» In after market support

- Nationwide field support organization
- 50+ product training facilities in North America
- Dedicated tech support team

» In reliability

- Refrigerant-cooled electronics in outdoor unit
- Extensive testing before new units leave the factory
- Spare parts available in the US
- ISO 9001 compliant manufacturing
- One of the best warranties** in the industry

* Visit bim.daikincity.com for Revit families

** Complete warranty details available from your local distributor or manufacturer's representative or at www.daikincomfort.com.

Outstanding 10-Year Parts and Compressor Limited Warranties*



Outstanding warranty* with 10-Year Replacement Compressor Limited Warranty and 10-Year

Parts Limited Warranty as standard ensures our confidence in our new VRV IV.

* Complete warranty details available from your local Daikin manufacturer's representative or distributor or online at www.daikincomfort.com.





VRV Products Indoor Units



HSP DC Concealed Ducted Unit



Condensate Pump
as Standard

Outside Air
Integration Possible

Powerful, Concealed, Flexible

The ceiling mounted HSP DC concealed ducted unit is ideal for small to large spaces in need of a concealed air-conditioning system. It is extremely powerful and the compact design allows it to be completely concealed. This makes it perfect for retail, classrooms, offices, banks, restaurants, shops and hotels common areas.

Features and Benefits

- » Capacity range up to 54 MBH.
- » Energy efficient due to the DC fan motor
- » Ideal to use together with the optional Daikin Zoning Kit, DZK
- » Configurable auxiliary heater control logic
- » Enhanced indoor air quality and LEED ready with MERV 13 filter options
- » Ease of installation with auto adjusting airflow at commissioning based on external static pressure
- » Flexible ductwork design with ESP capabilities up to 0.8" W.G.
- » Installation flexibility with a low profile, compact design at less than 12" in height
- » Easy maintenance with complete service access from below
- » Option to permanently turn off the condensate pump via field settings



BRC1E73
(option)



BRC2A71
(option)




BRC4C82
(option)

Auto Adjust External Static Pressure

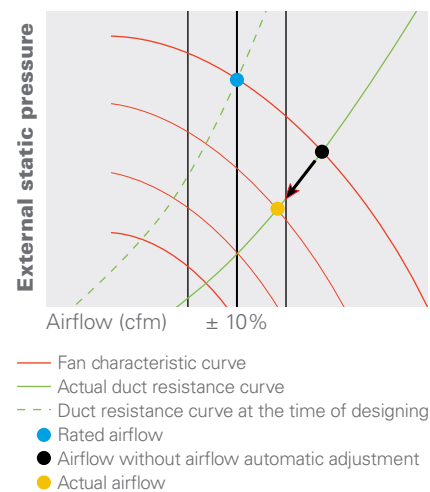
- » After installation, it is possible that the actual duct resistance is lower than expected at the time of designing. As a consequence, the air-flow will be too high.
- » With the automatic air-flow adjustment function the unit can adapt its fan speed to a lower curve, so the air-flow decreases.
- » The air-flow will always be within 10% of the rated air-flow because of the amount of possible fan curves (more than 8 fan curves available per model).
- » Alternatively the installer can manually select a fan curve with the wired remote control.

Applications

- » Offices
- » Hotels
- » Schools
- » Retail



Auto Adjust External Static Pressure



FXMQ_PBVJU SPECIFICATIONS			0.6 Ton	0.75 Ton	1.0 Ton	1.25 Ton	1.5 Ton	2.0 Ton	2.5 Ton	3.0 Ton	4.0 Ton	4.5 Ton	
Model Name			FXMQ07PBVJU	FXMQ09PBVJU	FXMQ12PBVJU	FXMQ15PBVJU	FXMQ18PBVJU	FXMQ24PBVJU	FXMQ30PBVJU	FXMQ36PBVJU	FXMQ48PBVJU	FXMQ54PBVJU	
Power Supply		V/ph/Hz	208-230/1/60										
Rated Cooling Capacity		BTU/h	7,500	9,500	12,000	15,000	18,000	24,000	30,000	36,000	48,000	54,000	
Rated Heating Capacity		BTU/h	8,500	10,500	13,500	17,000	20,000	27,000	34,000	40,000	54,000	60,000	
Airflow Rate (H/M/L)		CFM	317/264/229		450/410/388	560/530/500	635/582/529	688/618/565	1,094/953/812	1,130/953/812	1,377/1,165/988	1,624/1,377/1,130	
Height		in.	11-3/16										
Width		in.	21-5/8		27-9/16	39-3/8			55-1/8				
Depth		in.	27-9/16										
Weight		lbs.	55 (25)		62 (28)	80 (36)			102 (46)		104 (47)		
Condensate Pump Lift		in.	18-3/8										
Sound Pressure (H/M/L)		dB(A)	33/31/29		39/37/35	40/38/37	41/39/37	42/40/38	43/41/39		44/42/40	46/45/43	
Condensate Pipe Connection		in. O.D.	1-1/4										
Pipe Connections	Gas	in.	1/2 (Flare)					5/8 (Flare)					
	Liquid	in.	1/4 (Flare)					3/8 (Flare)					
Refrigerant			R-410A										
Refrigerant Control			Electronic Expansion Valve										
Maximum Overcurrent Protective Device		A	15										
Minimum Circuit Amps		A	0.6		1.4	1.5	1.6	1.8	2.8	2.9	3.4		
Protection Devices			Fuse and Fan Driver Overload Protector										
External Finish			Galvanized Steel Plate										
External Static Pressure (H/L)		in. Wg	0.40/0.12			0.80/0.20						0.56/0.20	

MERV 13 Filter Kit Option contains a MERV 13 filter, adapter frame and easy to follow installation instructions and can be installed on the following models only:

Kit Model	Indoor Unit
DACA-FXMQ12131K	FXMQ07-09PBVJU
DACA-FXMQ14131K	FXMQ12PBVJU
DACA-FXMQ30131K	FXMQ15-24PBVJU
DACA-FXMQ48131K	FXMQ30-54PBVJU

ENTHALPY ECONOMIZER (FIELD APPLIED ACCESSORY)

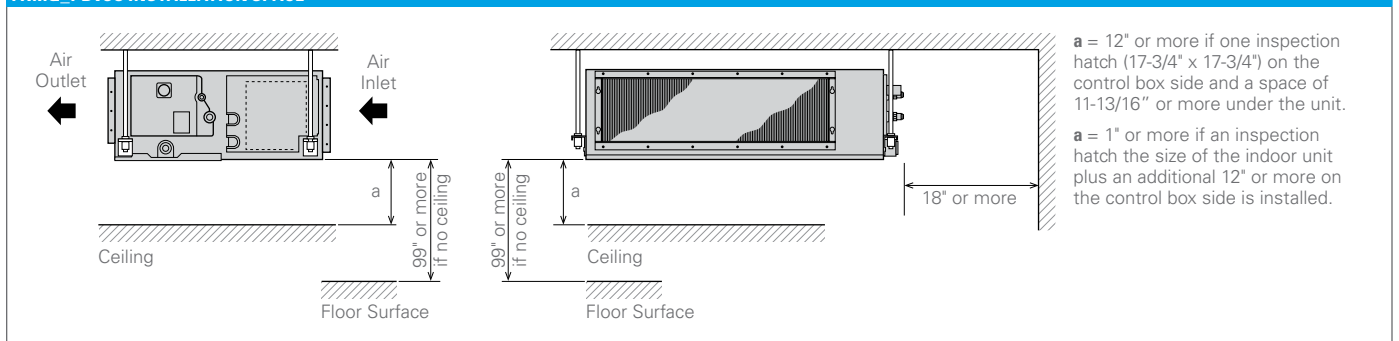
Model	Indoor Unit
ECONMQ12P-8-1K (MERV 8 Filter)	FXMQ07-09PBVJU
ECONMQ12P-13-1K (MERV 13 Filter)	
ECONMQ30P-8-1K (MERV 8 Filter)	FXMQ15-24PBVJU
ECONMQ30P-13-1K (MERV 13 Filter)	
ECONMQ48P-8-1K (MERV 8 Filter)	FXMQ30-54PBVJU
ECONMQ48P-13-1K (MERV 13 Filter)	

FXMQ_PBVJU ACCESSORIES

Model Name	FXMQ07PBVJU	FXMQ09PBVJU	FXMQ12PBVJU	FXMQ15PBVJU	FXMQ18PBVJU	FXMQ24PBVJU	FXMQ30PBVJU	FXMQ36PBVJU	FXMQ48PBVJU	FXMQ54PBVJU
Navigation Remote Controller*	BRC1E73									
Simplified Wired Remote Controller*	BRC2A71									
Wireless Remote Controller	BRC4C82									
Remote Sensor Kit	KRCS01-4B									
Wiring Adapter PCB (interface with aux/primary heater, humidifier, OA damper/fan)	KRP1C74									
Group Control Adapter PCB (connects to external BMS)	KRP4A71									

*Optional face plates available to provide a more intuitive user interface and disable specific functions

FXMQ_PBVJU INSTALLATION SPACE



FXMQ_PBVJU (cont.)

HSP DC Concealed Ducted Unit

Kits and Accessories



The optional Daikin Zoning Kit (DZK) increases the flexibility of the Daikin VRV and SkyAir systems by adding a Zoning Box to an indoor unit fan coil (FXMQ-P or FBQ-P series, respectively) allowing several separate ducts to supply air to different individually-controlled zones in the building. A zone can be a room, part of room, or several rooms. This flexible and scalable Zoning Kit integrates seamlessly with the indoor unit fan coil controls. The DZK system controls work together with the regular Daikin zone controller (i.e. BRC1E73) to establish the required set-point, fan speed and mode of operation that is then requested to the VRV indoor unit via the Daikin zone controller. This allows the internal DZK control algorithms to look at the number of zone dampers in operation, and at what position the dampers need to be and adjust the VRV indoor unit operation accordingly. The DZK system is not directly compatible with the suite of Daikin centralized control options such as iTM and iTC.

A complete Daikin Zoning Kit consists of Zoning Box (with Control Board), Wired Thermostat, and Wireless Thermostats. The optional DZK BACnet Interface enables any BACnet/IP compatible Building Management System to be used for remote monitoring and control of the DZK.

Wired Thermostat

The 3rd generation DZK introduces all new, redesigned Wired and Wireless thermostats. The revised form factor offers a slim profile and capacitive touch capability for an enhanced user experience.



The wired thermostat in the DZK is a graphical colored, touch-screen interface with text menus, intuitive icons, and guided scheduling capability. It displays temperatures and operating values, and selects the operating mode for the system.


Wireless Thermostats

The optional Wireless thermostat offers a backlit, low energy E Ink display with capacitive touch buttons. The user can adjust the zone set point temperature, set user mode schedules, activate local ventilation, and more.




The optional Wireless Lite thermostat offers a sleek, simple user interface to adjust the local zone set point temperature using led-lit capacitive touch buttons.

Now with BACnet®/IP compatibility



Zoning Box with Control Box (Model Depends on Indoor Unit)

The Zoning Box in the Daikin Zoning Kit mounts easily on Daikin's Indoor Unit FXMQ-P or FBQ_P series fan coils. It consists of the enclosure, individually motorized dampers, and a control box. It is available in different sizes and damper configurations and by utilizing ducts for air supply it can be used to control the air temperature in up to 6 zones. The wired thermostat and the wireless thermostats provide temperature inputs and user interfaces for programming and adjustment of the control functions for each zone.



DZK BACnet Interface

If VRV systems are installed with the DZK system to accomplish a variety of zoning solutions and there is a requirement to be able to monitor and control the various DZK zone dampers from a centralized control system, it is possible to utilize the DZK BACnet Interface to address this solution.

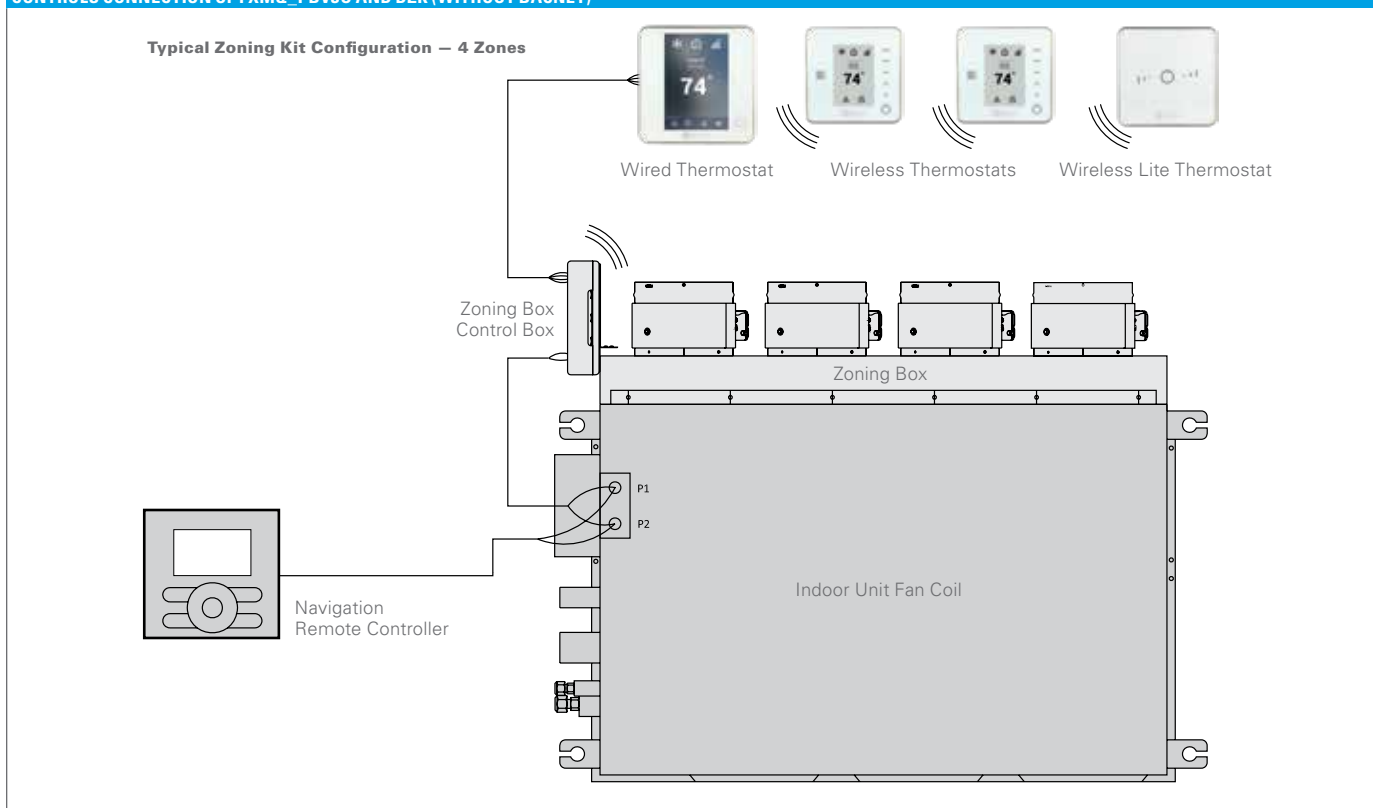


The DZK BACnet Interface will work with any BACnet/IP compatible Building Management System.

DAIKIN ZONING KIT (DZK) – KIT STRUCTURE AND GENERAL TECHNICAL DATA

	Zoning Box with Control Box				Wired Thermostat	Wireless Thermostat	Wireless Lite Thermostat	BACnet® Interface
DZK Product Number	DZK030E4-3	DZK030E5-3	DZK048E4-3	DZK048E6-3	DZK-MTS-3-W	DZK-ZTS-3-W	DZK-LTS-3-W	DZK-BACNET-3
Kit Structure								
Compatible with Indoor Unit Fan Coils - FXMQ15-24PBVJU - FBQ18-30PVJU	Yes		No		Yes			
Compatible with Indoor Unit Fan Coils - FXMQ30-54PBVJU - FBQ36-42PVJU	No		Yes		Yes			
Number of Zones Compatibility	Maximum 4	Maximum 5	Maximum 4	Maximum 6	-	-	-	-
Number of Air Duct Outlets x Diameter (")	4 x Ø8	5 x Ø6	4 x Ø8	6 x Ø6	-	-	-	-
Required Quantity	One Per Indoor Unit Fan Coil	One Per Indoor Unit Fan Coil	One Per Indoor Unit Fan Coil	One Per Indoor Unit Fan Coil	Minimum One Per Indoor Unit Fan Coil	Number Of Zones Minus Number Of Wired Thermostats	Number Of Zones Minus Number Of Wired Thermostats	One Per DZK Zoning Box With BACnet/IP
Technical Data								
Height (")	10.43				3.62			1.6
Width (")	43.58		53.46		3.62			2.7
Depth (")	10.43				0.62			1.2
Weight (lb.)	18.04	20.24		23.32	0.4	0.46		0.063
Input Voltage	110/230 VAC				12 VDC, from Zoning Box	CR2450 Battery		12 VDC, from Control Board
Full Load Amps (A)	0.25				-	-		-

For configuration of DZK systems without BACnet, either products with, or without, the BACnet functionality can be used, even "mix and match".

CONTROLS CONNECTION OF FXMQ_PBVJU AND DZK (WITHOUT BACNET)


FXSQ_TAVJU

MSP Concealed Ducted Unit



Condensate Pump
as Standard



Outside Air
Integration Possible

Do more with less

The MSP concealed ducted unit is engineered with impressive static pressure capability in a compact, flexible chassis design to give designers a tool to approach even the most cramped air conditioning applications.

Features and Benefits

- » Powerful static pressure capability, with up to 0.6 in. Wg. (150Pa) external static pressure.
- » Ease of installation with auto adjusting airflow at commissioning based on external static pressure.
- » Designed for installation flexibility, with a factory rear-return configuration and field convertible to bottom return.
- » Sound levels as low as 28 dB(A) for quiet operation.
- » Provides a high degree of control for auxiliary heating devices, with independently configurable on/off temperature values.
- » Integral condensate pump with up to 25-5/16" (643mm) of lift from the drain outlet



BRC1E73
(option)



BRC2A71
(option)



BRC4C82
(option)

Flexible Installation

The FXSQ_TA can easily be converted to a bottom-return configuration to optimize the use of space above the ceiling or bulkhead space.



Applications

- » Offices
- » Hotel Rooms
- » Multi-family residences
- » Single-family residences
- » Schools

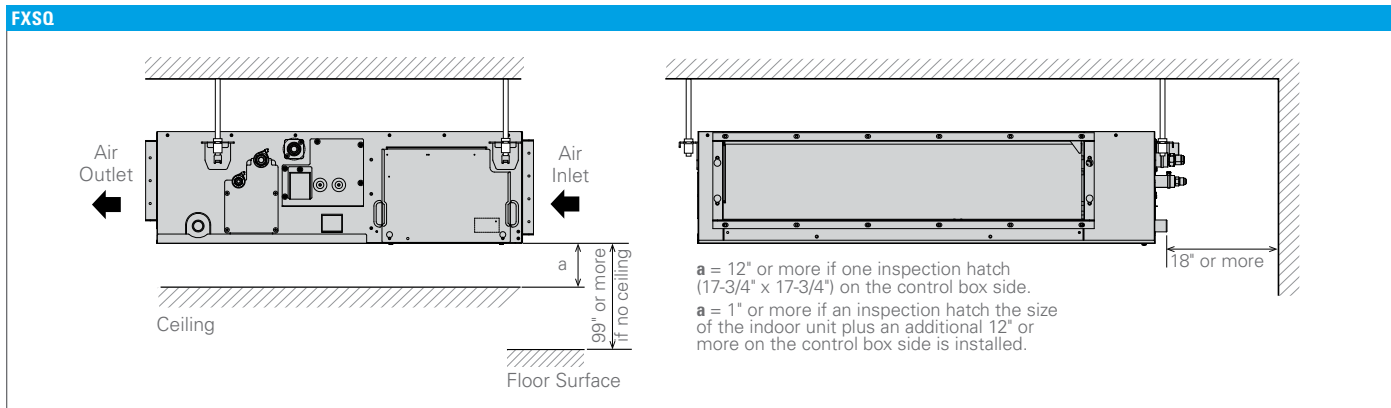


SPECIFICATIONS		0.5 TON	0.6 TON	0.75 TON	1.0 TON	1.25 TON	1.5 TON
Model Name		FXSQ05TAVJU	FXSQ07TAVJU	FXSQ09TAVJU	FXSQ12TAVJU	FXSQ15TAVJU	FXSQ18TAVJU
Capacity Index		5.8	7.5	9.5	12	15	18
Power Supply	V/ph/Hz	208/230VAC, 60Hz, 1 phase					
Nominal Cooling Capacity*1	Btu/h (kW)	5,800 (1.7)	7,500 (2.2)	9,500 (2.8)	12,000 (3.6)	15,000 (4.5)	18,000 (5.6)
Nominal Heating Capacity*2	Btu/h (kW)	6,500 (1.9)	8,500 (2.5)	10,500 (3.1)	13,500 (4.0)	16,500 (5.6)	20,000 (6.3)
Fan	Type	Sirocco fan					
	Motor Output	W					
	Air Flow Rate (H/M/L)	CFM					
	Drive Type	DC Direct Drive					
	External Static Pressure (Std./Max)	0.2 / 0.6					
Height	in.	9-11/16					
Width	in.	21-11/16				27-9/16	39-3/8
Depth	in.	31-1/2					
Weight (net)	lb.	55 (25)				60 (27)	77 (35)
Condensate Pump Lift	in.	25-5/16 (643)					
Sound Pressure Level (H/M/L speed)	dB(A)	33 / 30 / 28			34 / 32 / 30	36 / 33 / 30	34 / 32 / 29
Pipe Connections	Liquid	in.					
	Gas	in.					
	Condensate Drain	in.					
Refrigerant Control		Electronic Expansion Valve					
Maximum Overcurrent Protection Device	A	15					
Minimum Circuit Ampacity	A	0.8				1.4	1.6

SPECIFICATIONS		2.0 TON	2.5 TON	3.0 TON	4.0 TON	4.5 TON
Model Name		FXSQ24TAVJU	FXSQ30TAVJU	FXSQ36TAVJU	FXSQ48TAVJU	FXSQ54TAVJU
Capacity Index		24	30	36	48	54
Power Supply	V/ph/Hz	208/230VAC, 60Hz, 1 phase				
Nominal Cooling Capacity*1	Btu/h (kW)	24,000 (7.1)	30,000 (9.0)	36,000 (11.2)	48,000 (14.0)	54,000 (15.8)
Nominal Heating Capacity*2	Btu/h (kW)	27,000 (8.0)	34,000 (10.0)	40,000 (11.7)	54,000 (16.0)	60,000 (17.6)
Fan	Type	Sirocco fan				
	Motor Output	W				
	Air Flow Rate (H/M/L)	CFM				
	Drive Type	DC Direct Drive				
	External Static Pressure (Std./Max)	0.4 / 0.6				
Height	in.	9-11/16				
Width	in.	39-3/8			55-1/8	61
Depth	in.	31-1/2				
Weight	lb.	82 (37)			104 (47)	115 (52)
Condensate Pump Lift	in.	25-5/16 (643 mm)				
Sound Pressure Level (H/M/L speed)	dB(A)	36 / 32 / 29	37.5 / 34 / 30	39 / 35 / 32	42 / 38.5 / 35	43 / 40 / 36
Pipe Connections	Liquid	in.				
	Gas	in.				
	Condensate Drain	in.				
Refrigerant Control		Electronic Expansion Valve				
Maximum Overcurrent Protection Device	A	15				
Minimum Circuit Ampacity	A	1.8			2.5	3.3

Note: *1 Nominal cooling capacities are based on the following conditions: 80 °FDB / 67 °FWB (26.7 °CDB / 19.4 °CWB) return air temperature; 95 °FDB (35 °CDB) outdoor temperature; 25 ft. (7.6 m) equivalent refrigerant piping.

*2 Nominal heating capacities are based on the following conditions: 70 °FDB (21.1 °CDB) return air temperature; 47 °FDB / 43 °FWB (8.3 °CDB / 6.1 °CWB) outdoor temperature; 25 ft. (7.6 m) equivalent refrigerant piping.



LSP Slim Concealed Ducted Unit



Condensate Pump
as Standard



Outside Air
Integration Possible



Filter
Included

Concealed, Slim, Quiet, Comfortable

The LSP slim concealed unit is available for use with the VRV systems to complement the existing concealed ceiling unit options. With its low profile and low sound level this unit can be installed into limited ceiling void, bulkhead or soffit space.

Features and Benefits

- » Slim height, at only 7-7/8", makes it suitable for most of the applications where attic / bulkhead space is limited
- » With a sound level down to 29 dB(A) these units are among the quietest on the market
- » Factory shipped for rear air inlet — field convertible to bottom air inlet
- » Washable filter included
- » Condensate pump with vertical lift of up to 21-5/8" included as standard
- » Blends unobtrusively with any interior decor; only the suction and discharge grills are visible



BRC1E73
(option)




BRC2A71
(option)



BRC4C82
(option)

Applications

- » Hotel rooms
- » Multi-family residences
- » Single family residences
- » School dormitories



FXDQ_MVJU SPECIFICATIONS			0.6 TON	0.75 TON	1 TON	1.5 TONS	2 TONS
Model Name			FXDQ07MVJU	FXDQ09MVJU	FXDQ12MVJU	FXDQ18MVJU	FXDQ24MVJU
Power Supply	V/ph/Hz		208-230/1/60				
Rated Cooling Capacity	BTU/h		7,500	9,500	12,000	18,000	24,000
Rated Heating Capacity	BTU/h		8,500	10,500	13,500	20,000	27,000
Airflow Rate (H/L)	CFM		280/226			440/350	580/460
Weight	lbs.		51			63	71
Height	in.		7-7/8				
Width	in.		27-9/16			35-7/16	43-5/16
Depth	in.		24-7/16				
Sound Pressure (H/L)	dB(A)		33/29			35/31	36/32
Condensate Pump Lift	in.		21-5/8				
Condensate Pipe Connection	in. O.D.		1-1/32				
Pipe Connections	Gas	in.	1/2 (Flare)				5/8 (Flare)
	Liquid	in.	1/4 (Flare)				3/8 (Flare)
Refrigerant			R-410A				
Refrigerant Control			Electronic Expansion Valve				
Maximum Overcurrent Protective Device	A		15				
Minimum Circuit Amps	A		0.9			1.3	1.4
Protection Devices			Fuse and Fan Motor Thermal Protector				
External Finish			Galvanized Steel Plate				
Standard Filter Type			Removable, Washable, Mildew Proof				
External Static Pressure (H/L)	in. Wg		0.12/0.04			0.17/0.06	0.17/0.06

Nominal Conditions:

Cooling Mode

Indoor: 80 °F DB / 67 °F WB
 Outdoor: 95 °F DB
 Pipe Length: 25 ft.
 Level Difference: 0 ft.

Heating Mode

Indoor: 70 °F DB
 Outdoor: 47 °F DB / 43 °F WB
 Pipe Length: 25 ft.
 Level Difference: 0 ft.

Note: Specifications are subject to change without notice.

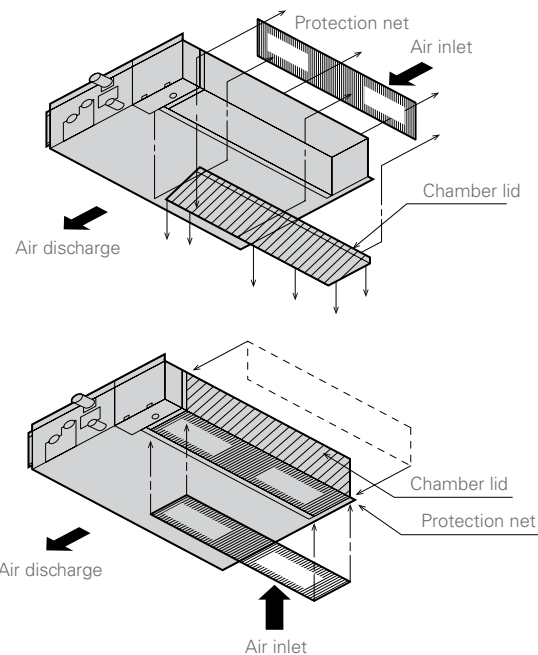
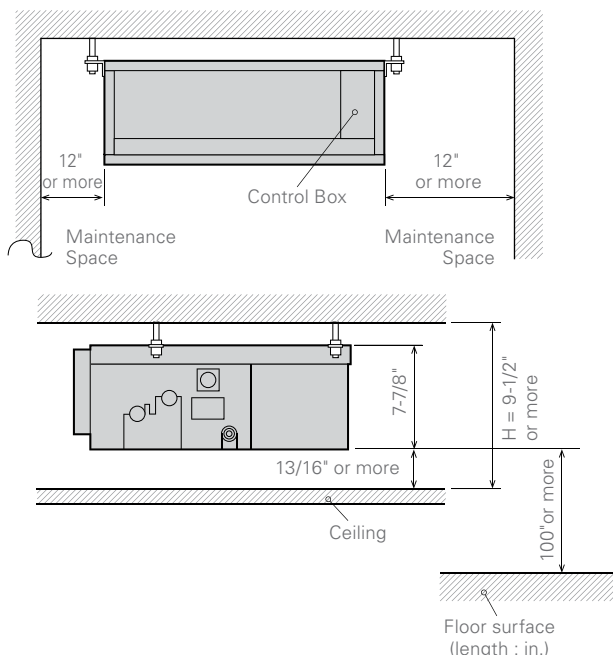
FXDQ_MVJU ACCESSORIES						
Model Name	FXDQ07MVJU	FXDQ09MVJU	FXDQ12MVJU	FXDQ18MVJU	FXDQ24MVJU	
Navigation Remote Controller*			BRC1E73			
Simplified Wired Remote Controller*			BRC2A71			
Wireless Remote Controller			BRC4C82			
Remote Sensor Kit			KRCS01-1B			
Wiring Adapter PCB (interface with aux/primary heater, humidifier, OA damper/fan)			KRP1C75			
Group Control Adapter PCB (connects to external BMS)			KRP4A74			
Access Panel (single door)		APFXDQ070912		APFXDQ18	APFXDQ24	
Access Panel with return air filter (single door)		APRFFXDQ070912		APRFFXDQ18	APRFFXDQ24	
Filter Media Replacement		APRFFXDQ070912F		APRFFXDQ18F	APRFFXDQ24F	

* Optional face plates available to provide a more intuitive user interface and disable specific functions

FXDQ_MVJU INSTALLATION SPACE

Choose an installation site that ensures both optimum air distribution and sufficient clearance for maintenance.

The return air inlet can be easily changed from rear to bottom using the same chamber lid.



FXTQ_TAVJUA(D) Multi-Position Air Handling Unit



Outside Air
Integration
Possible



All
Aluminum
Coil



Variable
Speed
ECM Motor

Outstanding flexibility and performance

The FXTQ_TAVJUA(D) air handler features full multi-position* flexibility to meet the most demanding installation conditions. A multitude of features ensure reliable, efficient performance year round.

Features and Benefits

- » Expanded capacity lineup, featuring ten models ranging from ¾ ton to 5 tons, with a redesigned** unit frame for maximum durability.
- » Full multi-position air handler capable of upflow, downflow*, horizontal right, and horizontal left installation.
- » A high efficiency, ECM motor powers the fan to deliver nominal CFM at up to 0.9" in. Wg static. An auto fan speed setting automatically adjusts the fan speed through 5 steps based on the load in the space.
- » Wide line up of electric heat (field installed) options from 3kW to 25kW.
- » An auxiliary heat logic features a reduced heater operation deadband and the ability to run both heat pump and auxiliary heat for maximum comfort and performance in colder climates. The auxiliary heat can be interlocked with the ambient temperature sensed by the outdoor unit.
- » Designed with less than 2% air leakage when tested in accordance with ASHRAE standard 193.
- » New integrated control board reduces** the number of electrical connections required. Quick disconnect control wiring terminals simplify installation.
- » Easily integrate with third party accessories such as a humidifier or economizer with on-board contacts.



- » Up to 200% connection ratio is possible on applicable VRV IV systems.
- » Available with optional factory installed disconnect (Built to order — model FXTQ_TAVJUD.

**Downflow requires field installed optional downflow accessory. (Part number DFK-B/C/D)*

***Compared to previous model FXTQ_P*

Designed for Compact Spaces

With its compact and space saving design, the new FXTQ_TAVJUA(D) air handler units are engineered to suit most light commercial and residential applications.

- » At under 46" tall and only 17-1/2" wide up to 3 tons, the FXTQ_TAVJUA(D) can be installed in tight closet spaces.
- » Designed for zero clearance on three sides and only 24" clearance on the front for service.
- » Sound levels as low as 36 dBA to suit applications in sound sensitive environments.

Applications

- » Multi-family
- » Single-family
- » Hotels
- » Offices



Electric Heater Options

ELECTRICAL HEATER CAPACITY								
Model Name	3kW	5kW	6kW	8kW	10kW	15kW	19kW	25kW
FXTQ09TAVJUA(D)	■	■						
FXTQ12TAVJUA(D)	■	■	■					
FXTQ18TAVJUA(D)	■	■	■	■	■			
FXTQ24TAVJUA(D)	■	■	■	■	■			
FXTQ30TAVJUA(D)	■	■	■	■	■			
FXTQ36TAVJUA(D)	■	■	■	■	■			
FXTQ42TAVJUA(D)		■	■	■	■	■	■	
FXTQ48TAVJUA(D)		■	■	■	■	■	■	
FXTQ54TAVJUA(D)		■	■	■	■	■		■
FXTQ60TAVJUA(D)		■	■	■	■	■	■	■

SPECIFICATIONS			0.75 TON		1 TON	1.5 TON	2 TON	2.5 TON	
Model Name			FXTQ09TAVJUA		FXTQ12TAVJUA	FXTQ18TAVJUA	FXTQ24TAVJUA	FXTQ30TAVJUA	
Model Name (With factory disconnect)			FXTQ09TAVJUD		FXTQ12TAVJUD	FXTQ18TAVJUD	FXTQ24TAVJUD	FXTQ30TAVJUD	
Power Supply		V/ph/Hz	208/230VAC, 60Hz, 1 phase						
Nominal Cooling Capacity*1		Btu/h	9,500	12,000	18,000	24,000	30,000		
Nominal Heating Capacity*2		Btu/h	10,500	13,500	20,000	27000	34,000		
Fan	Type		Sirocco FC Centrifugal						
	Motor Output	HP	1/2						
	Air Flow Rate (H/M/L)	CFM	300 / 275 / 250	400 / 340 / 280	600 / 510 / 420	800 / 680 / 560	1000 / 850 / 700		
	Static Pressure*3	in. Wg	0.18" / 0.9"						0.23" / 0.9"
	Drive Type		Variable speed ECM						
Height		in.	45						
Width		in.	17.5						
Depth		in.	21						
Weight (net) (TAVJUA/TAVJUD)		lbs.	105/108	112/115	111/118	112/115	113/116		
Sound Pressure Level (H speed)		dB(A)	36			45		52	
Pipe Connections	Liquid	in.	1/4 (Braze)				3/8 (Braze)		
	Gas	in.	1/2 (Braze)				5/8 (Braze)		
	Condensate Drain	in.	3/4 (fpt)						
Refrigerant Control			Electronic Expansion Valve						
Maximum Overcurrent Protective Device		A	15						
Minimum Circuit Amps		A	4.9						

SPECIFICATIONS			3 TON	3.5 TON	4 TON	4.5 TON	5 TON
Model Name			FXTQ36TAVJUA	FXTQ42TAVJUA	FXTQ48TAVJUA	FXTQ54TAVJUA	FXTQ60TAVJUA
Model Name (With factory disconnect)			FXTQ36TAVJUD	FXTQ42TAVJUD	FXTQ48TAVJUD	FXTQ54TAVJUD	FXTQ60TAVJUD
Power Supply	V/ph/Hz	208/230VAC, 60Hz, 1 phase					
Nominal Cooling Capacity*1	Btu/h	36,000	42,000	48,000	54,000	60,000	
Nominal Heating Capacity*2	Btu/h	40,000	46,000	54,000	60,000	66,000	
Fan	Type	Sirocco FC Centrifugal					
	Motor Output	HP	1/2	3/4		1.0	
	Air Flow Rate (H/M/L)	CFM	1050 / 900 / 750	1400 / 1190 / 980	1520 / 1290 / 1060	1800 / 1530 / 1260	1800 / 1530 / 120
	Static Pressure*3	in. Wg	0.23" / 0.9"			0.28" / 0.9"	
	Drive Type	Variable speed ECM					
Height	in.	45	53.43		58		
Width	in.	17.5	21		24.5		
Depth	in.	21					
Weight (net) (TAVJUA/TAVJUD)	lbs.	113/116	144/147		165/168		
Sound Pressure Level (H speed)	dB(A)	52	54		50		
Pipe Connections	Liquid	in.	3/8 (Braze)				
	Gas	in.	5/8 (Braze)				
	Condensate Drain	in.	3/4 (fpt)				
Refrigerant Control		Electronic Expansion Valve					
Maximum Overcurrent Protective Device		A	15				
Minimum Circuit Amps		A	4.9	6.5		8.6	

*1 Nominal cooling capacities are based on the following conditions: 80 °FDB / 67 °FWB (26.7 °CDB / 19.4 °CWB) return air temperature; 95 °FDB (35 °CDB) outdoor temperature; 25 ft. (7.6 m) equivalent refrigerant piping.

*2 Nominal heating capacities are based on the following conditions: 70 °FDB (21.1 °CDB) return air temperature; 47 °FDB / 43 °FWB (8.3 °CDB / 6.1 °CWB) outdoor temperature; 25 ft. (7.6 m) equivalent refrigerant piping.

*3 External static pressures are indicated as rated / maximum allowable range.

FXMQ_MVJU

HSP High Capacity Concealed Ducted Unit



Outside Air
Integration Possible

Concealed, Slim Design, Strong, Comfortable

The FXMQ_MVJU ducted fan coil unit is ideal for larger open space floor plans usually found in offices, retails, hotels, or education facilities. It performs well across multiple spaces that can benefit from the same mode of operation, limiting equipment and installation cost.

Features and Benefits

- » Design flexibility with a capacity range up to 96 MBH
- » Improved ductwork and filtration flexibility with ESP capabilities of up to 1.1" W.G.
- » Low profile design of less than 19" high to reduce required installation space



BRC1E73
(option)




BRC2A71
(option)



BRC4C82
(option)

Applications

- » Hotel/conference centers
- » Schools
- » Retail/shopping centers
- » Large open-plan offices
- » Churches



FXMQ_MVJU SPECIFICATIONS		6 TON	8 TON
Model Name		FXMQ72MVJU	FXMQ96MVJU
Power Supply	V/ph/Hz	208-230/1/60	
Rated Cooling Capacity	BTU/h	72,000	96,000
Rated Heating Capacity	BTU/h	81,000	108,000
Airflow Rate (H/L)	CFM	2,047/1,764	2,541/2,188
Weight	lbs.	380	
Height	in.	18-1/8	
Width	in.	54-3/8	
Depth	in.	43-5/16	
Sound Pressure (H/L)	dB(A)	48/45	
Condensate Pipe Connection	in. O.D.	1	
Pipe Connections	Gas	3/4 (Flare)	7/8 (Flare)
	Liquid	3/8 (Flare)	
Refrigerant		R-410A	
Refrigerant Control		Electronic Expansion Valve	
Maximum Overcurrent Protective Device	A	15	
Minimum Circuit Amps	A	9.5	10.7
Protection Devices		Fuse and Fan Motor Thermal Protector	
External Finish		Galvanized Steel Plate	
External Static Pressure (Nominal/Maximum)	in. Wg	0.38/0.95	0.43/1.1

Nominal Conditions:

Cooling Mode

Indoor: 80 °F DB / 67 °F WB
 Outdoor: 95 °F DB
 Pipe Length: 25 ft.
 Level Difference: 0 ft.

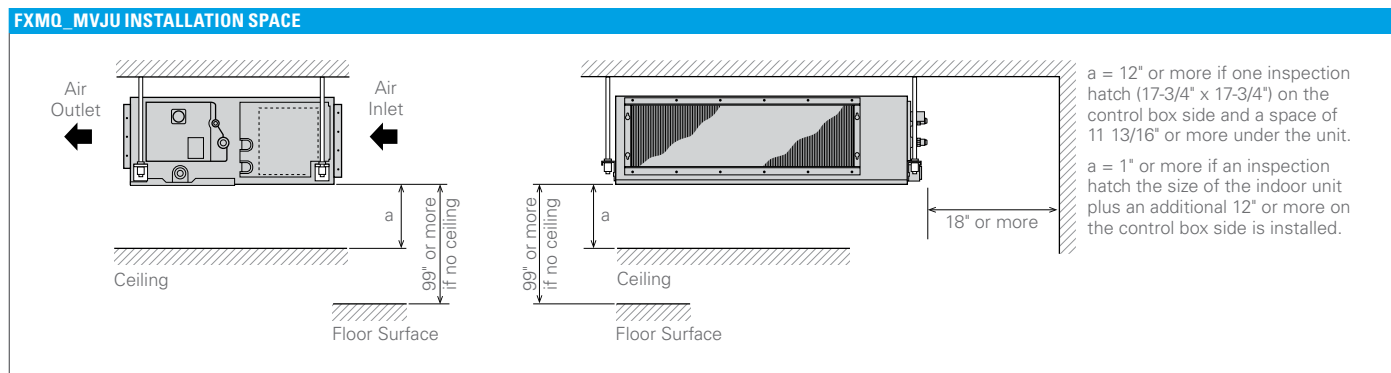
Heating Mode

Indoor: 70 °F DB
 Outdoor: 47 °F DB / 43 °F WB
 Pipe Length: 25 ft.
 Level Difference: 0 ft.

Note: Specifications are subject to change without notice.

FXMQ_MVJU ACCESSORIES		FXMQ72MVJU	FXMQ96MVJU
Model Name			
Navigation Remote Controller*		BRC1E73	
Simplified Wired Remote Controller*		BRC2A71	
Wireless Remote Controller		BRC4C82	
Remote Sensor Kit		KRCS01-1B	
Wiring Adapter PCB (interface with aux/primary heater, humidifier, OA damper/fan)		KRP1C74	
Group Control Adapter PCB (connects to external BMS)		KRP4A71	
High Efficiency Filter Kit (MERV 13)		DACA-MQ96M-13-1K	
High Efficiency Filter Kit (MERV 8)		DACA-MQ96M-8-1K	

* Optional face plates available to provide a more intuitive user interface and disable specific functions



FXNQ_MVJU9

Concealed Floor-Standing Unit



Outside Air
Integration Possible

Filter
Included

Versatile, Logical, Durable, Quiet

The ideal way to save space, our floor-standing units can easily be installed along a perimeter wall — or concealed. The air distribution from these models will allow you to find the right balance for classrooms, churches, office hallways or similar spaces. The concealed floor units cover a wide range of capacities and can be built into counter in order to maintain the aesthetics of the room.

Features and Benefits

- » Ideal for installation beneath a window
- » Unit requires minimal installation space
- » Fitted with a washable long-life filter
- » Remote-control options available
- » Space-saving unit can be freestanding or wall-mounted, concealed or exposed
- » Models range from 7.5 MBH to 24 MBH



BRC1E73
(option)



BRC2A71
(option)



BRC4C82
(option)

Applications

- » Multi-family residences
- » Single-family residences
- » Churches
- » Historic buildings
- » Schools
- » Offices



FXNQ_MVJU9 SPECIFICATIONS			0.6 TON	0.75 TON	1 TON	1.5 TON	2 TON
Model Name			FXNQ07MVJU9	FXNQ09MVJU9	FXNQ12MVJU9	FXNQ18MVJU9	FXNQ24MVJU9
Power Supply		V/ph/Hz	208-230/1/60				
Rated Cooling Capacity		BTU/h	7,500	9,500	12,000	18,000	24,000
Rated Heating Capacity		BTU/h	8,500	10,500	13,500	20,000	27,000
Airflow Rate (H/L)		CFM	245/210		280/210	490/380	560/420
Weight		lbs.	47		56	60	
Height		in.	24				
Width		in.	36-5/8		42-1/8	53-1/8	
Depth		in.	8-5/8				
Sound Pressure (H/L)		dB(A)	35/32		36/33	40/35	41/36
Condensate Pipe Connection		in. O.D.	27/32				
Pipe Connections	Gas	in.	1/2				5/8
	Liquid	in.	1/4				3/8
Refrigerant			R-410A				
Refrigerant Control			Electronic Expansion Valve				
Maximum Overcurrent Protective Device		A	15				
Minimum Circuit Amps		A	0.3		0.5	0.6	
Protection Devices			Fuse and Fan Motor Thermal Protector				
External Finish			Galvanized Steel Plate				
Standard Filter Type			Resin Net (with Mold Resistant)				

Nominal Conditions:

Cooling Mode

Indoor: 80 °F DB / 67 °F WB
 Outdoor: 95 °F DB
 Pipe Length: 25 ft.
 Level Difference: 0 ft.

Heating Mode

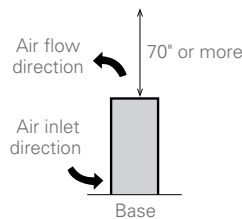
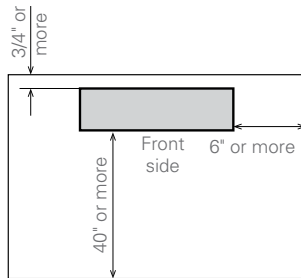
Indoor: 70 °F DB
 Outdoor: 47 °F DB / 43 °F WB
 Pipe Length: 25 ft.
 Level Difference: 0 ft.

Note: Specifications are subject to change without notice.

FXNQ_MVJU9 ACCESSORIES						
Model Name		FXNQ07MVJU9	FXNQ09MVJU9	FXNQ12MVJU9	FXNQ18MVJU9	FXNQ24MVJU9
Navigation Remote Controller				BRC1E73		
Simplified Wired Remote Controller*				BRC2A71		
Wireless Remote Controller				BRC4C82		
Remote Sensor Kit				KRCS01-1B		
Wiring Adapter PCB (interface with aux/primary heater, humidifier, OA damper/fan)				KRP1C74		
Group Control Adapter PCB (connects to external BMS)				KRP4A71		
Condensate Pump				DACA-CP3-1		

* Optional face plates available to provide a more intuitive user interface and disable specific functions

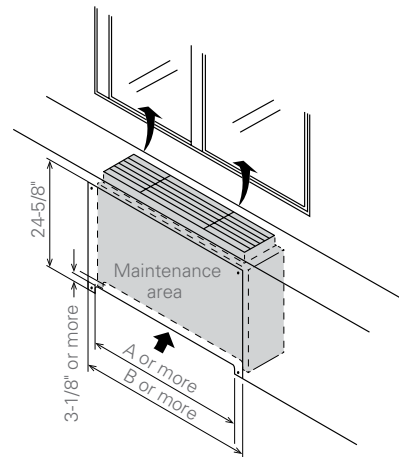
FXNQ_MVJU9 INSTALLATION SPACE



IMPORTANT

Leave sufficient clearance for air inlet and maintenance.

MODEL	A (IN.)	B (IN.)
FXNQ12MVJU9	28	46
FXNQ18 - 24MVJU9	39	57
FXNQ07-09MVJU	23	41



FXFQ_TVJU

Round Flow Sensing Cassette



Condensate Pump
as Standard

Outside Air
Integration Possible

Filter
Included



Optional
Auto Cleaning Filter

Surface & Occupancy
Sensor Kit as Standard


Adaptive Comfort Control

The Round Flow Sensing Cassette is ideal for open plan applications such as classrooms and offices where adaptive comfort control is preferred. The unit provides an excellent comfort level, energy efficiency, and flexibility due to advanced control functions based on input from three room sensors (occupancy, air temperature, and surface temperature). With 18 configurable airflow distribution patterns, it can be efficient and provide a comfortable environment in smaller, more intricate spaces as well.

Features and Benefits

- » Capacity range from 7.5 to 48 MBH.
- » True 360° Airflow and three room sensors enables optimized occupant comfort and efficiency
- » Energy efficient with DC fan motor and auto-logic that adjusts fan speed based on space load
- » Optional self-cleaning air filter panel to further increase efficiency and reduce maintenance costs, when used in VRV IV systems
- » Very flexible with 18 different possible airflow patterns, ensuring ideal air distribution to maximize comfort and efficiency
- » Compact design to allow for installation in small ceiling voids
- » Sound pressure levels as low as 27 db(A)
- » Enhanced indoor air quality and LEED ready with MERV 13 filter options

The built-in occupancy sensor has two main functions: save energy and optimize occupancy comfort. In order to save energy, the function of the occupancy sensor can be used to automatically set back the air temperature and also lower the fan speed if no people are present in the room.



BRC1E73
(option)



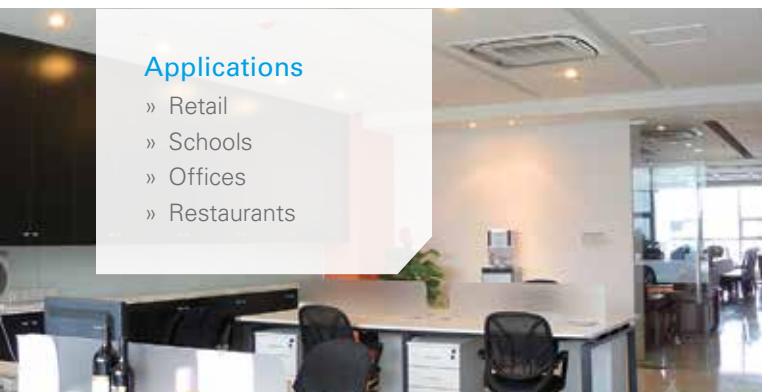
BRC2A71
(option)

Together with the occupancy sensor, the air-temperature sensor and the built-in surface temperature sensor are used to maintain an even and comfortable temperature distribution from floor to ceiling in the room. This is done by automatically adjusting the supplied airflow rate and the individual position of each of the four supply air louvers in the unit, thus maintaining the required comfortable space environment.

In order to further increase efficiency and reduce maintenance costs, the Round-Flow Sensing Cassette can be equipped with an optional self-cleaning filter panel that performs automatic air-filter cleaning up to once a day. Dust is deposited into a collection box during the self-cleaning process. When indicated with light on the unit and on the controller display, the dust collection box in the unit can easily and quickly be emptied with a standard vacuum cleaner.

Applications

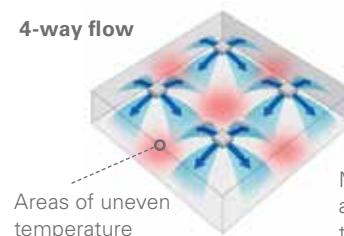
- » Retail
- » Schools
- » Offices
- » Restaurants



4-way flow vs. Round Flow

Round Flow Ceiling Mounted Cassette type offers 360° airflow with improved temperature distribution.

4-way flow



Round Flow



FXFQ_TVJU SPECIFICATIONS		0.60 TON	0.75 TON	1 TON	1.25 TON	1.5 TON	2 TON	2.5 TON	3 TON	4 TON	
Model Name		FXFQ07TVJU	FXFQ09TVJU	FXFQ12TVJU	FXFQ15TVJU	FXFQ18TVJU	FXFQ24TVJU	FXFQ30TVJU	FXFQ36TVJU	FXFQ48TVJU	
Power Supply	(V/ph/Hz)	208-230/1/60									
Rated Cooling Capacity	BTU/h	7,500	9,500	12,000	15,000	18,000	24,000	30,000	36,000	48,000	
Rated Heating Capacity	BTU/h	8,500	10,500	13,500	17,000	20,000	27,000	34,000	40,000	54,000	
Airflow Rate (H/M/L)	CFM	420/406/353	441/406/353	441/406/353	512/459/388	742/618/477	777/618/477	1,112/918/671	1,165/918/671	1,218/971/742	
Weight	lbs.	48				48			58		
Height	in.	9-11/16						11-5/16			
Width	in.	33-1/16									
Depth	in.	33-1/16									
Sound Pressure (H/M/L)	dB(A)	30/28.5/27				31/29/27	35.5/32/28	36/32/28	43.5/38/32	44/38/32	45/40/35
Condensate Pump Lift	in.	33-1/2									
Condensate Pipe Connection		in. O.D.	1-1/4								
Pipe Connections	Gas	in.	1/2 (Flare)				5/8 (Flare)				
	Liquid	in.	1/4 (Flare)				3/8 (Flare)				
Refrigerant			R-410A								
Refrigerant Control			Electronic Expansion Valve								
Maximum Overcurrent Protective Device		A	15								
Minimum Circuit Amps		A	0.3			0.4	0.6	0.7	1.3	1.5	1.8
Protection Devices			Fuse/Breaker and Fan Motor Thermal Protector								
External Finish			Galvanized Steel Plate								
Standard Filter Tyoe			Mold-Resistant Resin Net								

Nominal Conditions:

Cooling Mode

Indoor: 80 °F DB / 67 °F WB
 Outdoor: 95 °F DB
 Pipe Length: 25 ft.
 Level Difference: 0 ft.

Heating Mode

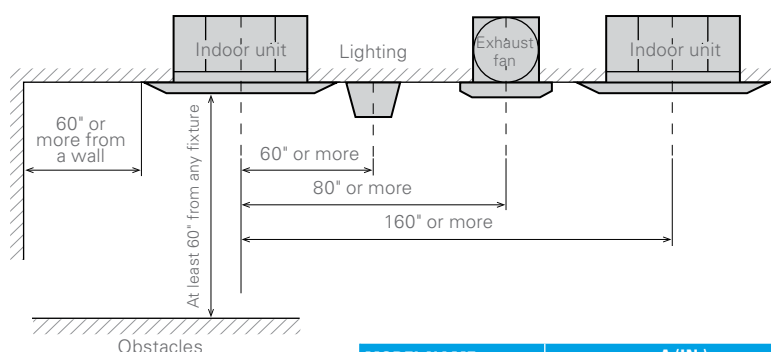
Indoor: 70 °F DB
 Outdoor: 47 °F DB / 43 °F WB
 Pipe Length: 25 ft.
 Level Difference: 0 ft.

Note: Specifications are subject to change without notice.

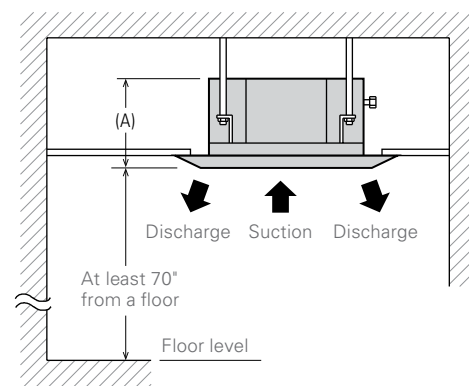
OPTION			FXFQ09-48TVJU	
Type of panel			Self-Cleaning Filter Panel	Standard Sensing Decoration Panel
Self-Cleaning Filter Panel			BYCQ125BGW1	-
Connection pipe (for dust recovery)			KKHAP55B160	-
L-shape extension pipe			KKHAP55A160	-
Standard Sensing Decoration Panel			-	BYCQ125B-W1
Sealing material for air discharge outlet			KDBH55K160F	KDBHQ55B140
Panel spacer			KDBP55H160FA	KDBP55H160FA
Fresh air intake kit	Chamber type	Without T shape pipe	-	KDDQ55B140
		With T shape pipe	-	KDDP55B160K
Replacement long life filter			-	KAFP55B160
Self-Cleaning Filter Panel replacement filter			KAFP55A160	-
MERV 13 Filter Kit			-	DACA-FOP13-1K

OUTDOOR / CONDENSING UNIT COMPATIBILITY		
Outdoor Condensing Unit	FXFQ_TVJU with:	
	Self-Cleaning Filter Panel (BYCQ125BGW1)	Standard Sensing Decoration Panel (BYCQ125B-W1)
VRV IV-S	Yes	
VRV IV		
VRV T-Series Water Cooled		
VRV III	No	Yes
SkyAir	No	

FXFQ_TVJU INSTALLATION SPACE



MODEL NAME (FXFQ_TVJU)	A (IN.)	
	BYCQ125B-W1	BYCQ125BGW1
07 · 09 · 12 · 15 · 18 · 24	10	13-1/4
30 · 36 · 48	11-3/4	14-7/8



FXUQ_PVJU

4-Way Ceiling-Suspended Cassette



Condensate Pump
as Standard



Filter
Included



Optional Surface &
Occupancy Sensor Kit

Slim, Stylish, Flexible

The unique 4-way ceiling-suspended cassette is an ideal solution for rooms without a false ceiling, or minimal space above a false ceiling, where adaptive comfort control is preferred.

The optional Sensor Kit (occupancy and surface temperature) together with air temperature sensor and advanced control functions enables the unit to provide an exceptional comfort level, energy efficiency, and flexibility.

Features and Benefits

- » Very low unit height of under 8" makes it an ideal solution for school, shops, restaurants and offices with no or low false ceilings
- » Optional Sensor Kit enables input from three room sensors to provide optimized occupant comfort and efficiency
- » Stylish unit blends easily with any interior, as the air louvers close entirely when not in operation
- » Energy efficient fan motor
- » Individual air louver control — one or more louvers can be easily closed via the remote controller when required
- » Ideal for both new and existing buildings
- » Can also be mounted partially recessed in a false ceiling
- » Same appearance and size for all capacity models
- » Standard drain pump with 19.5" lift



BRC1E73
(option)

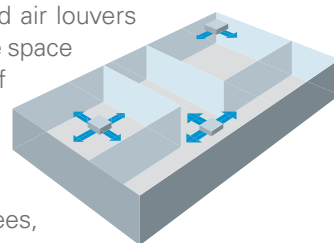


BRC2A71
(option)

Flexible Airflow Pattern

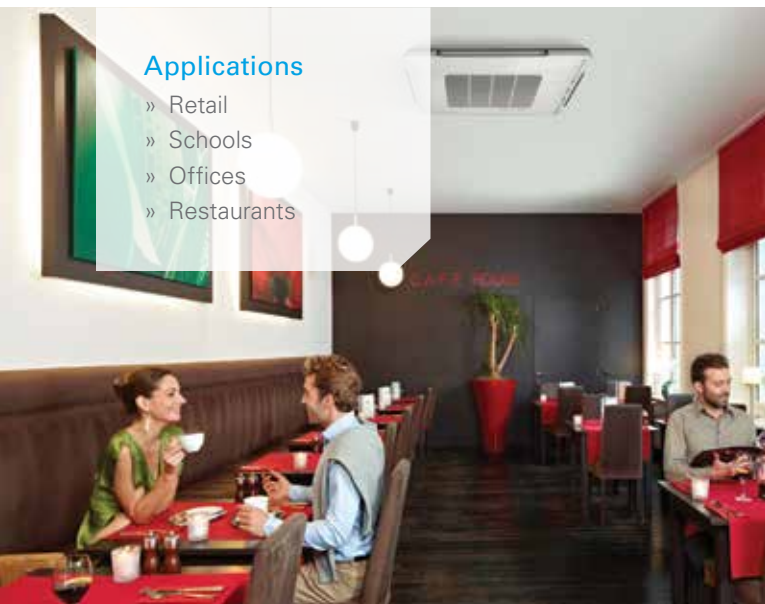
The four individually controlled air louvers in the unit enables comfortable space environment in a variety of different room layouts.

Air from each louver can be set to exhaust in 5 different angles between 0 and 60 degrees, or set to auto-swing.



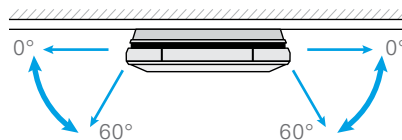
Applications

- » Retail
- » Schools
- » Offices
- » Restaurants

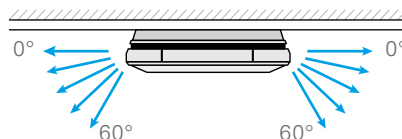


Airflow Angles

Auto Swing: Wide discharge angle: 0° to 60°



Fixed angles: 5 levels



FXUQ_PVJU SPECIFICATIONS			1.5 TON		2 TON		2.5 TON		3 TON	
Model Name			FXUQ18PVJU		FXUQ24PVJU		FXUQ30PVJU		FXUQ36PVJU	
Power Supply		(V/ph/Hz)	208-230/1/60							
Rated Cooling Capacity		BTU/h	18,000		24,000		30,000		36,000	
Rated Heating Capacity		BTU/h	20,000		27,000		34,000		40,000	
Airflow Rate (H/M/L)		CFM	795/689/565				1095/918/742			
Weight		lbs.	58				60			
Height		in.	7-13/16							
Width		in.	37 3/8							
Depth		in.	37 3/8							
Sound Pressure (H/M/L)		dB(A)	40/38/36				47/44/40			
Condensate Pump Lift		in.	19.5							
Condensate Pipe Connection		in. O.D.	VP20							
Pipe Connections	Gas	in.	1/2 (Flare)		5/8 (Flare)		5/8 (Flare)			
	Liquid	in.	1/4 (Flare)		3/8 (Flare)		3/8 (Flare)			
Refrigerant			R-410A							
Refrigerant Control			Electronic Expansion Valve							
Maximum Overcurrent Protective Device		A	15							
Minimum Circuit Amps		A	0.6				1.4			
Protection Devices			Fuse and Fan Motor Thermal Protector							
External Finish			White Casing							
Standard Filter Type			Resin Net (with Mold Resister)							

Nominal Conditions:

Cooling Mode

Indoor: 80 °F DB / 67 °F WB
 Outdoor: 95 °F DB
 Pipe Length: 25 ft.
 Level Difference: 0 ft.

Heating Mode

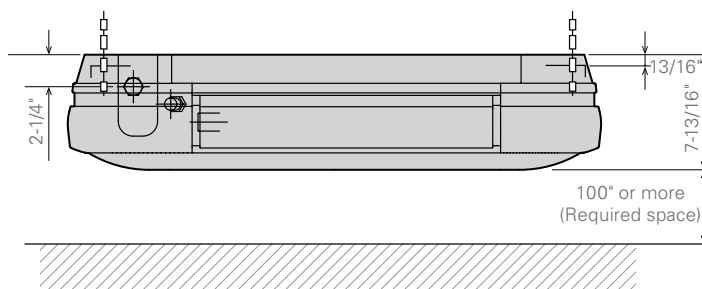
Indoor: 70 °F DB
 Outdoor: 47 °F DB / 43 °F WB
 Pipe Length: 25 ft.
 Level Difference: 0 ft.

Note: Specifications are subject to change without notice.

FXUQ_PVJU ACCESSORIES				
Model Name	FXUQ18PVJU	FXUQ24PVJU	FXUQ30PVJU	FXUQ36PVJU
Sealing Member of Air Discharge Outlet			KDBHP49B140	
Decoration Panel for Air Discharge			KDBTP49B140	
Replacement Long-Life Filter			KAFP551K160	
Remote Control (wired type)			BRC1E73	
Sensor Kit ²			BRE49B1F	
Group Control Adapter Printed Circuit Board ¹			KRP4A74	
Installation Box for Adapter PCB			KRP1BA97	
Remote Sensor ²			KRCS01-48	

¹ Installation box for Adapter PCB (KRP1BA97) is necessary. ² Remote Sensor can only be installed when Sensor Kit is not installed.

FXUQ_PVJU INSTALLATION SPACE



Automatic air-direction control



Air-flow from the indoor unit is automatically adjusted to always maintain a comfortable environment — even when occupancy changes.

VISTA™ 2 x 2 Cassette Unit for VRV



- Condensate Pump as Standard
- Outside Air Integration Possible
- Filter Included

Designer Comfort

VISTA™ is a remarkable blend of iconic design and engineering excellence with an elegant white or a silver and white finish. Fitting within the ceiling grid, VISTA is stylish, low profile, and compact. Energy efficiency and comfort can be enhanced through the combined use of optional floor and presence sensors. It is also possible to close individual louvers via the wired remote control for personalized comfort.

Features and Benefits

- New 0.5 ton (5,800 Btu/h) size.
- Seamless integration in standard architectural ceiling tiles, eliminating any overlap of adjacent tiles.
- Energy efficient operation thanks to specially developed small tube heat exchanger and two optional intelligent sensors.
- The use of a high efficiency DC fan motor reduces operational power input up to 48% compared to the previous generation.
- Provides high degree of control for auxiliary heating devices, with independently configurable on/off temperature values.
- Direct integration of fresh air through a factory knock out.



BRC1E73 (option)



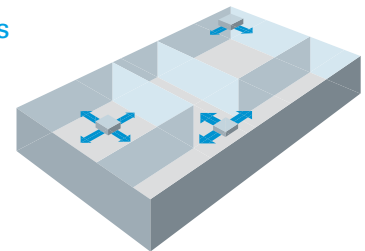
BRC2A71 (option)



BRC082A42W
(option for white)
BRC082A42S
(option for silver)

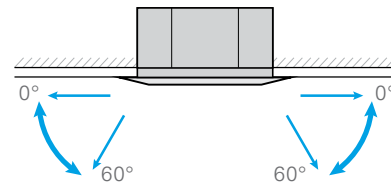
Flexible Airflow Patterns

The four air louvers in the unit enables comfortable space environment in many different room layouts.

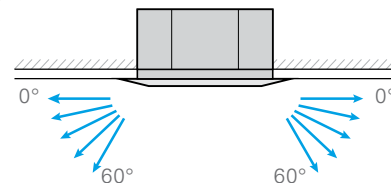


Airflow Angles

Auto Swing: Wide discharge angle: 0° to 60°



Fixed Angles: 5 Levels



Angles can be also set on site to prevent drafts (0°-35°) or soiling of the ceiling (25°-60°), other than standard setting (0°-60°).

Applications

- » Retail
- » Schools
- » Offices

SPECIFICATIONS			0.5 TON	0.6 TON	0.75 TON	1 TON	1.25 TON	1.5 TON
Model Name			FXZQ05TAVJU	FXZQ07TAVJU	FXZQ09TAVJU	FXZQ12TAVJU	FXZQ15TAVJU	FXZQ18TAVJU
Capacity Index			5.8	7.5	9.5	12	15	18
Power Supply		V/ph/Hz	208/230VAC, 60Hz, 1 phase					
Nominal Cooling Capacity*1		Btu/h (kW)	5,800 (1.7)	7,500 (2.2)	9,500 (2.8)	12,000 (3.5)	15,000 (4.5)	18,000 (5.3)
Nominal Heating Capacity*2		Btu/h (kW)	6,500 (1.9)	8,500 (2.5)	10,500 (3.1)	13,500 (4.0)	17,000 (5.0)	20,000 (5.9)
Fan	Type		Turbo Fan					
	Motor Output	W	50					
	Air Flow Rate (H/M/L)	CFM	300 / 247 / 229	307 / 264 / 229	317 / 282 / 229	353 / 300 / 247	405 / 335 / 282	511 / 441 / 353
	Drive Type		DC Direct Drive					
Dimensions - Unit Body (H x W x D)		in. (mm)	10-1/4 x 22-5/8 x 22-5/8 (260x575x575)					
Dimensions - Decoration Panel (H x W x D)		in. (mm)	1-13/16 x 24-7/16 x 24-7/16 (46x620x620)					
Weight (net)		lb. (kg)	40.4 (18.3)			42.6 (19.3)		47 (21.3)
Condensate Pump Lift		in. (mm)	24-15/16 (630)					
Sound Pressure Level (H/M/L speed)		dB(A)	32 / 29.5 / 25.5		33 / 30 / 29.5	33.5 / 30 / 26	37 / 32 / 28	43 / 40 / 33
Pipe Connections	Liquid	in.	1/4 (Flare)					
	Gas	in.	1/2 (Flare)					
	Condensate Drain	in.	VP20					
Refrigerant Control			Electronic Expansion Valve					
Maximum Overcurrent Protection Device		A	15					
Minimum Circuit Ampacity		A	0.3			0.4		0.6
Decoration Panel – White			BYFQ60C3W1W					
Decoration Panel – Silver/White			BYFQ60C3W1S					

Note: *1 Nominal cooling capacities are based on the following conditions: 80 °FDB / 67 °FWB (26.7 °CDB / 19.4 °CWB) return air temperature; 95 °FDB (35 °CDB) outdoor temperature; 25 ft. (7.6 m) equivalent refrigerant piping.

*2 Nominal heating capacities are based on the following conditions: 70 °FDB (21.1 °CDB) return air temperature; 47 °FDB / 43 °FWB (8.3 °CDB / 6.1 °CWB) outdoor temperature; 25 ft. (7.6 m) equivalent refrigerant piping.

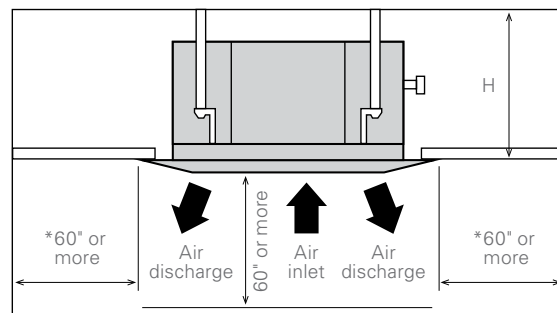
FXZQ_TAVJU ACCESSORIES

Model Name	FXZQ05TAVJU	FXZQ07TAVJU	FXZQ09TAVJU	FXZQ12TAVJU	FXZQ15TAVJU	FXZQ18TAVJU
Navigation Remote Controller*				BRC1E73		
Simplified Wired Remote Controller*				BRC2A71		
Infrared Remote Controller - White**				BRC082A42W		
Infrared Remote Controller - Silver**				BRC082A42S		
Space and Presence Sensor Kit - White**				BRYQ60A2W		
Space and Presence Sensor Kit - Silver**				BRYQ60A2S		
VISTA Decoration Panel - White				BYFQ60C3W1W		
VISTA Decoration Panel - Silver				BYFQ60C3W1S		
Legacy MVJU9-style Decoration Panel				BYFQ60B3W1		
Remote Sensor Kit				KRCS01-4B		
Wiring Adaptor PCB (interface with aux heater, humidifier, OA damper/fan)				KRC1C75		
Long-Life Replacement Filter				KAQ441BA60		
Sealing Member of Air Discharge Kit				BDBHQ44C60		
Fresh Air Intake Kit				KDDQ44XA60		

*Optional face plates to provide a more intuitive user interface and disable specific functions

**Not compatible with the legacy-style decoration panel

FXZQ_TAVJU-MVJU9 INSTALLATION SPACE



MODEL	HEIGHT
FXZQ05-18TAVJU	11.75" or more

*Leave 7-7/8" or more space on sides where the air outlet is closed.

Ceiling-Mounted Cassette (Single Flow)



Condensate Pump
as Standard



Outside Air
Integration Possible

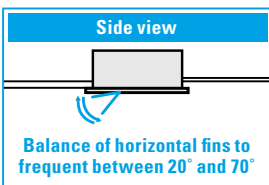
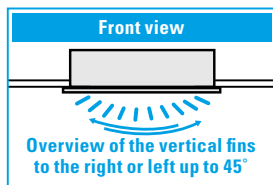
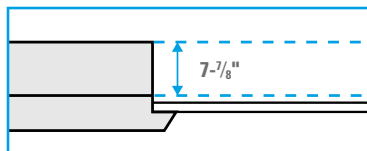


Filter
Included

Slim and Compact Design for Installation Flexibility

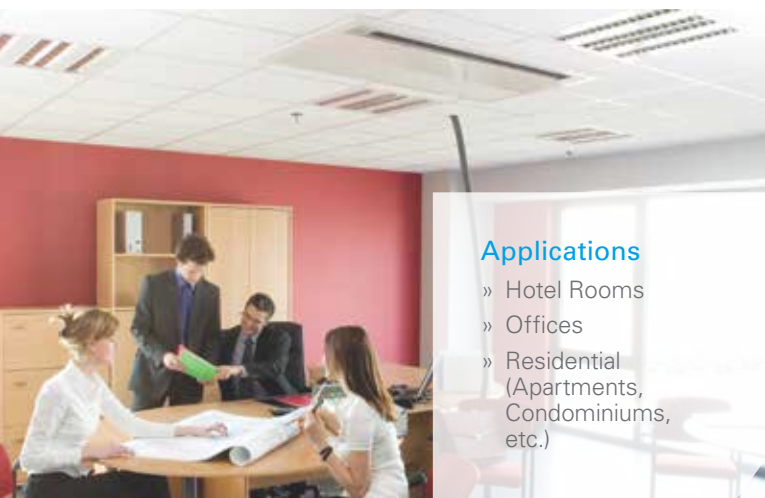
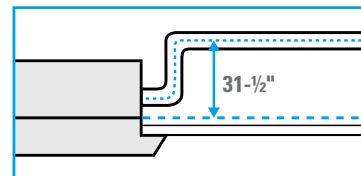
Features and Benefits

- » The main body of the unit is optimized to be a compact design. Only 7-7/8" in height and a width of 18-1/2" making it possible to use this style of indoor unit in the tightest of spaces.
- » The innovative discharge air louver design forces air in heating mode to ground level to improve the overall space heating effect of the indoor unit.



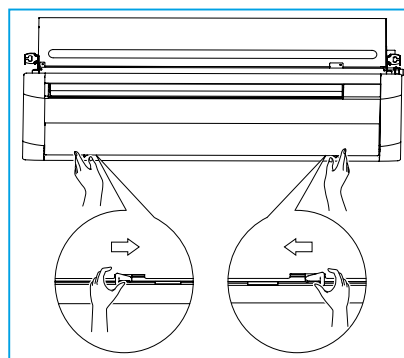
- » The unit is equipped with both horizontal and vertical louvers that can be freely adjusted with the remote controller providing a capability to optimize the airflow and throw to suit your room design.
- » The utilization of both a DC-style Fan Motor and integrated Condensate Pump allow for improvements in energy consumption as well as lower operating sound levels than other styles of indoor units.
- » This Indoor unit can be set to 5 predetermined fan speeds using the BRC1E73 wired remote controller, which allows for optimum and comfortable airflow.

- » A Ventilation Air knock-out is provided to allow up to 15% of the rated airflow through the unit to be pretreated outside air.
- » The innovative "smooth finish" decoration panel design helps to minimize dust and dirt build-up and facilitates easier cleaning.
- » The Indoor Unit is equipped with a factory installed condensate pump with a lift capacity of up to 33-7/16" (measured from the bottom of the unit).
- » The units are equipped with customizable auxiliary heat control settings to facilitate the On/Off control of an external auxiliary heat solution.
- » For ease of service and maintenance activities, it is possible to access the main components of the unit by only removing the decoration panel.



Applications

- » Hotel Rooms
- » Offices
- » Residential (Apartments, Condominiums, etc.)



FXEQ_PVJU SPECIFICATIONS			0.6 TON	0.75 TON	1.0 TON	1.25 TON	1.5 TON	2 TON	
Model			FXEQ07PVJU	FXEQ09PVJU	FXEQ12PVJU	FXEQ15PVJU	FXEQ18PVJU	FXEQ24PVJU	
Power Supply			1 phase 60Hz 208/230V						
Cooling capacity	*1,*3	Btu/h	7500	9500	12000	15000	18000	24000	
Heating capacity	*2,*3	Btu/h	8500	10500	13500	17000	20000	27000	
Electrical	Min. circuit amps (MCA)	A	0.3	0.4	0.4	0.5	0.5	0.7	
	Max. overcurrent protection (MOP)	A	15	15	15	15	15	15	
Casing/color			Galvanized steel plate						
Dimensions: (H x W x D)		in.	7-7⁄8 x 18-1⁄2 x 33-1-1⁄16				7-7⁄8 x 18-1⁄2 x 48-13⁄16		
Fan	Type		Sirocco fan						
	Air flow rate (Dry coil)	Cooling (H/HM/M/ML/L)	CFM	212/191/173/155/141	244/226/205/187/170	283/265/247/223/194	346/311/276/247/219	441/403/367/336/307	530/481/431/389/346
	Drive		Direct drive						
Sound pressure level		Cooling (H/HM/M/ML/L)	dBA	30/29/28/27/26	32/31/30/29/28	35/34/33/32/30	38/37/35/33/31	38/37/35/33/31	43/41/39/37/35
Weight		lbs.	38			40	51		
Piping connections	Liquid	in.	ø ¼ (flare connection)						ø 3⁄8 (flare connection)
	Gas	in.	ø ½ (flare connection)						ø 5⁄8 (flare connection)
	Drain	in.	PVC26 (O.D. 1-1⁄32 x I.D. 13⁄16)						
Drain pump lift		in.	25						
Refrigerant control			Electronic expansion valve						
Connectable outdoor unit			R-410A VRV Series						
Decoration panel (required option)	Model		BYEP40AW1				BYEP63AW1		
	Color		Fresh White						
	Dimensions (H x W x D)		in.	3-3⁄16 x 21-5⁄8 x 37-13⁄32				3-3⁄16 x 21-5⁄8 x 53-5⁄32	
	Air filter		Resin net (with mold resistant)						
	Weight		lbs.	17.6				22	

Note: *1. Nominal cooling capacities are based on the following conditions: return air temperature: 80.0°F FDB (26.7°C DB), 67.0°F FWB (19.4°CWB), outdoor temperature: 95.0°F FDB (35.°C DB) equivalent ref. piping: 25ft. (7.6m) (Horizontal)

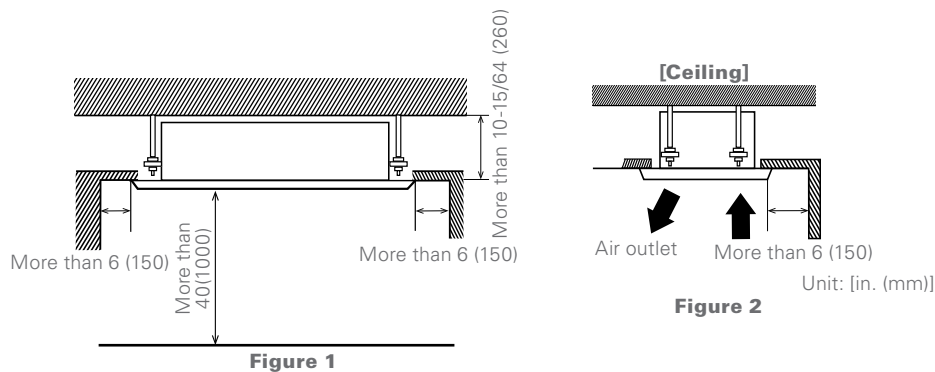
*2. Nominal heating capacities are based on the following conditions: return air temperature: 70.0°F FDB (21.1°C DB), outdoor temperature: 47.0°F FDB (8.3°C DB), 43.0°F FDB (6.1°C WB) equivalent ref. piping: 25ft. (7.6m) (Horizontal)

*3. Capacities are net, including a deduction for cooling (an addition for heating) for indoor fan motor heat.

FXEQ_PVJU ACCESSORIES							
Model		FXEQ07PVJU	FXEQ09PVJU	FXEQ12PVJU	FXEQ15PVJU	FXEQ18PVJU	FXEQ24PVJU
Name of Option	Note						
Decoration panel		BYEP40AW1				BYEP63AW1	
Wired remote controller		BRC1E73					
Simplified remote controller		BRC2A71					
Remote sensor		KRCS01-4B					
Wiring adaptor printed circuit board	2	KRP1C75					
Group control adaptor printed circuit board	2	KRP4A74					
Adaptor mounting box		KRP1B101					

Note: *1. Electrical box (No.5-1/6-1) is required for controller (No. 5/6) *2. Adaptor mounting box (No.12) is necessary.

FXEQ_PVJU INSTALLATION SPACE





Optional
Condensate Pump



Filter
Included

Slim, Efficient, Quiet, Easy to Maintain

With its slim, elegant design, the FXHQ ceiling-suspended unit is a great fit for any light commercial space. Wide air openings provide a comfortable airflow and an innovative stream fan ensures quiet operation, making it ideal for retail stores, restaurants, classrooms and conference rooms.

Features and Benefits

- » One of our slimmest indoor units (less than 8") fits within any interior design
- » Wide air discharge outlet distributes a comfortable airflow throughout the entire space with throw of up to 25 ft.
- » Innovative stream fan technology keeps sound pressure levels low
- » Smooth flat louver design makes cleaning simple
- » Long-life filter is standard
- » Models range from 12 MBH to 36 MBH



BRC1E73
(option)



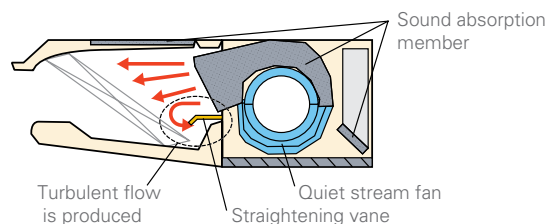
BRC2A71
(option)



BRC7E83
(option)

Quiet Stream Fan (side view)

Uses the quiet stream fan and many more advanced technologies.



Applications

- » Retail/shops
- » Offices
- » Restaurants



FXHQ_MVJU SPECIFICATIONS			1 TON	2 TON	3 TON
Model Name			FXHQ12MVJU	FXHQ24MVJU	FXHQ36MVJU
Power Supply	V/ph/Hz			208-230/1/60	
Rated Cooling Capacity	BTU/h		12,000	24,000	36,000
Rated Heating Capacity	BTU/h		13,500	27,000	40,000
Airflow Rate (H/L)	CFM		410/340	710/600	830/670
Weight	lbs.		55	80	90
Height	in.			7-11/16	
Width	in.		37-13/16	55-1/8	62-5/8
Depth	in.			26-3/4	
Sound Pressure (H/L)	dB(A)		42/33	44/36	46/41
Condensate Pipe Connection	in. O.D.			1	
Pipe Connections	Gas	in.	1/2 (Flare)	5/8 (Flare)	
	Liquid	in.	1/4 (Flare)	3/8 (Flare)	
Refrigerant				R-410A	
Refrigerant Control				Electronic Expansion Valve	
Maximum Overcurrent Protective Device	A			15	
Minimum Circuit Amps	A		0.8	1.0	1.4
Protection Devices				Fuse and Fan Motor Thermal Protector	
External Finish				White Casing	
Standard Filter Type				Resin Net (with Mold Resistant)	

Nominal Conditions:

Cooling Mode

Indoor: 80 °F DB / 67 °F WB
 Outdoor: 95 °F DB
 Pipe Length: 25 ft.
 Level Difference: 0 ft.

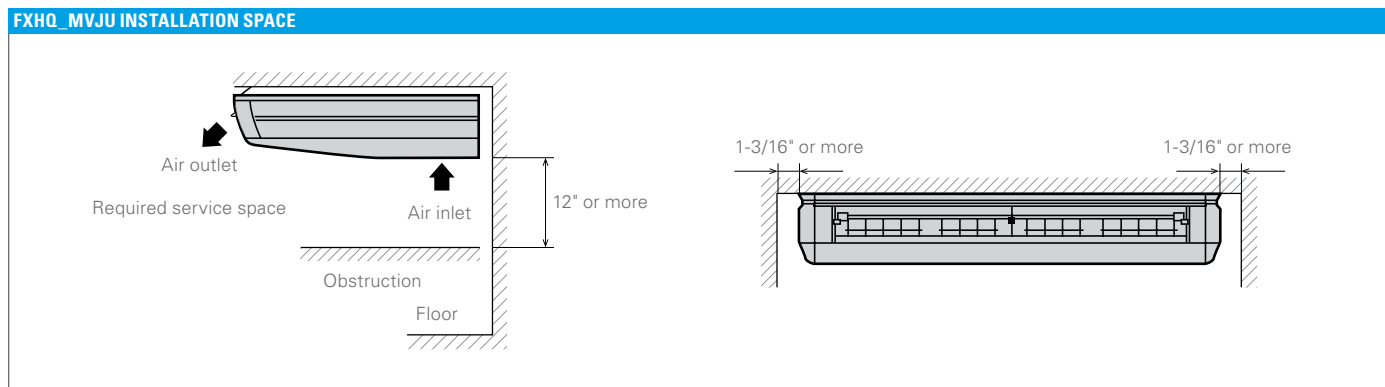
Heating Mode

Indoor: 70 °F DB
 Outdoor: 47 °F DB / 43 °F WB
 Pipe Length: 25 ft.
 Level Difference: 0 ft.

Note: Specifications are subject to change without notice.

FXHQ_MVJU ACCESSORIES				
Model Name	FXHQ12MVJU	FXHQ24MVJU	FXHQ36MVJU	
Navigation Remote Controller*		BRC1E73		
Simplified Wired Remote Controller*		BRC2A71		
Wireless Remote Controller		BRC7E83		
Remote Sensor Kit		KRCS01-1B		
Wiring Adapter PCB (interface with aux/primary heater, humidifier, OA damper/fan)		KRP1C74		
Group Control Adapter PCB (connects to external BMS)		KRP4A72		
Replacement long-life filter	KAFJ501D56	KAFJ501D112	KAFJ501D160	
Condensate Pump		DACA-CP3-1		

* Optional face plates available to provide a more intuitive user interface and disable specific functions





Optional
Condensate Pump



Filter
Included

Stylish, Compact, Convenient, Comfortable

Daikin's wall-mounted units are ideal for cooling or heating smaller zones such as stores, offices, and restaurants. The compact, stylish design lets the unit blend discreetly into any interior design, and airflow can be supplied in any of five different directions and easily programmed via remote control.

Features and Benefits

- » Auto-swing mechanism ensures efficient air distribution via louvers that automatically close when the unit is turned off
- » Wide air discharge outlet distributes a comfortable airflow throughout the entire space
- » Horizontal louvers and front panel can be easily removed for cleaning
- » Drain pipe can be easily hidden from sight
- » Models range from 7.5 MBH to 24 MBH



BRC1E73
(option)



BRC2A71
(option)



BRC7E818
(option)

Applications

- » Retail
- » Restaurants
- » Offices
- » Hotels
- » Multi-family residences



FXAQ_PVJU SPECIFICATIONS			0.6 TON	0.75 TON	1 TON	1.5 TON	2 TON
Model Name			FXAQ07PVJU	FXAQ09PVJU	FXAQ12PVJU	FXAQ18PVJU	FXAQ24PVJU
Power Supply			V/ph/Hz				
Rated Cooling Capacity			BTU/h				
Rated Heating Capacity			BTU/h				
Airflow Rate (H/L)			CFM				
Weight			lbs.				
Height			in.				
Width			in.				
Depth			in.				
Sound Pressure (H/L)			dB(A)				
Condensate Pipe Connection			in. O.D.				
Pipe Connections	Gas	in.	1/2 (Flare)				
	Liquid	in.	1/4 (Flare)				
Refrigerant			R-410A				
Refrigerant Control			Electronic Expansion Valve				
Maximum Overcurrent Protective Device			A				
Minimum Circuit Amps			A				
Protection Devices			Fuse and Fan Motor Thermal Protector				
External Finish			White Casing				
Standard Filter Type			Resin Net (washable)				

Nominal Conditions:

Cooling Mode

Indoor: 80 °F DB / 67 °F WB
 Outdoor: 95 °F DB
 Pipe Length: 25 ft.
 Level Difference: 0 ft.

Heating Mode

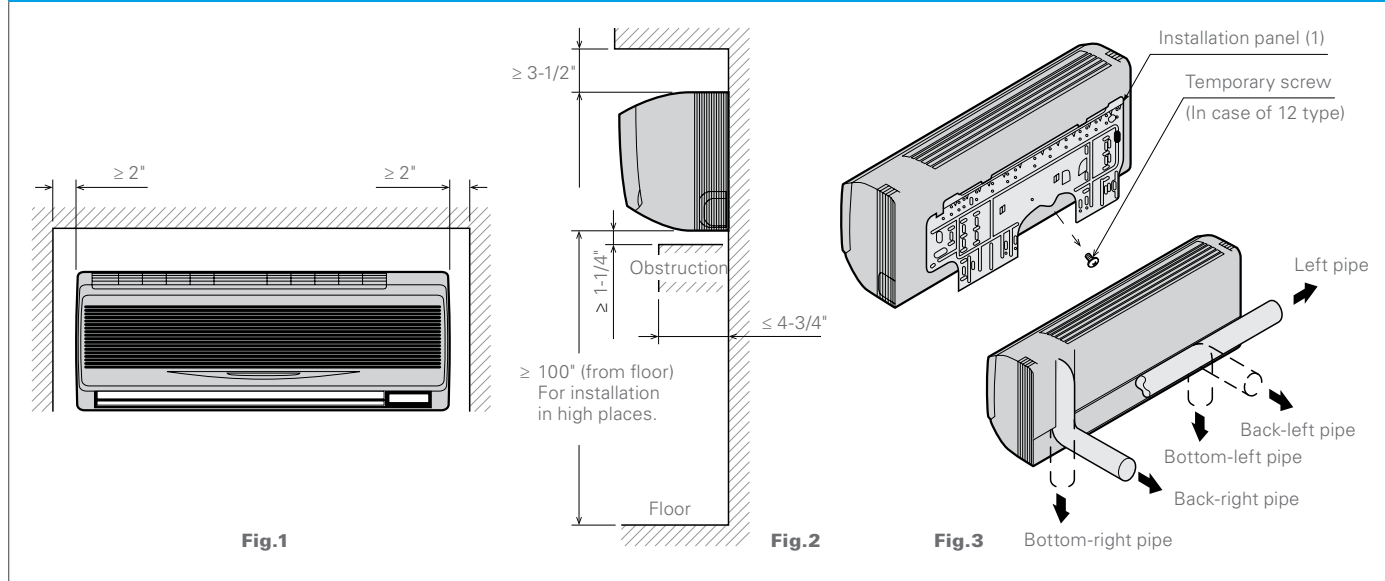
Indoor: 70 °F DB
 Outdoor: 47 °F DB / 43 °F WB
 Pipe Length: 25 ft.
 Level Difference: 0 ft.

Note: Specifications are subject to change without notice.

FXAQ_PVJU ACCESSORIES						
Model Name	FXAQ07PVJU	FXAQ09PVJU	FXAQ12PVJU	FXAQ18PVJU	FXAQ24PVJU	
Navigation Remote Controller*			BRC1E73			
Simplified Wired Remote Controller*			BRC2A71			
Wireless Remote Controller			BRC7E818			
Remote Sensor Kit			KRCS01-1B			
Group Control Adapter PCB (Connects to external BMS)			KRP4A71			
Condensate Pump			DACA-CP1-1			

* Optional face plates available to provide a more intuitive user interface and disable specific functions

FXAQ_PVJU INSTALLATION SPACE



FXLQ_MVJU9

Floor-Standing Unit



Outside Air
Integration Possible

Filter
Included

Versatile, Logical, Durable, Quiet

The ideal way to save space, our floor-standing units can easily be installed along a perimeter wall. The air distribution from these models will allow you to find the right balance for classrooms, churches, office hallways or similar spaces.

Features and Benefits

- » Ideal for installation beneath a window
- » Unit requires minimal installation space
- » Fitted with a washable long-life filter
- » Remote-control options available
- » Space-saving unit can be freestanding or wall-mounted
- » Models range from 7.5 MBH to 24 MBH



BRC1E73
(option)



BRC2A71
(option)



BRC4C82
(option)

Applications

- » Multi-family residences
- » Single-family residences
- » Churches
- » Historic buildings
- » Schools
- » Offices



FXLQ_MVJU9 SPECIFICATIONS			0.6 TON	0.75 TON	1 TON	1.5 TON	2 TON
Model Name			FXLQ07MVJU9	FXLQ09MVJU9	FXLQ12MVJU9	FXLQ18MVJU9	FXLQ24MVJU9
Power Supply		V/ph/Hz	208-230/1/60				
Rated Cooling Capacity		BTU/h	7,500	9,500	12,000	18,000	24,000
Rated Heating Capacity		BTU/h	8,500	10,500	13,500	20,000	27,000
Airflow Rate (H/L)		CFM	245/210		280/210	490/380	560/420
Weight		lbs.	58		66	80	
Height		in.	23-5/8				
Width		in.	39-3/8		44-7/8	55-7/8	
Depth		in.	8-3/4				
Sound Pressure (H/L)		dB(A)	35/32		36/33	40/35	41/36
Condensate Pipe Connection		in. O.D.	27/32				
Pipe Connections	Gas	in.	1/2 (Flare)				5/8 (Flare)
	Liquid	in.	1/4 (Flare)				3/8 (Flare)
Refrigerant			R-410A				
Refrigerant Control			Electronic Expansion Valve				
Maximum Overcurrent Protective Device		A	15				
Minimum Circuit Amps		A	0.3		0.5	0.6	
Protection Devices			Fuse and Fan Motor Thermal Protector				
External Finish			Ivory White Casing				
Standard Filter Type			Resin Net (with Mold Resistant)				

Nominal Conditions:

Cooling Mode

Indoor: 80 °F DB / 67 °F WB
 Outdoor: 95 °F DB
 Pipe Length: 25 ft.
 Level Difference: 0 ft.

Heating Mode

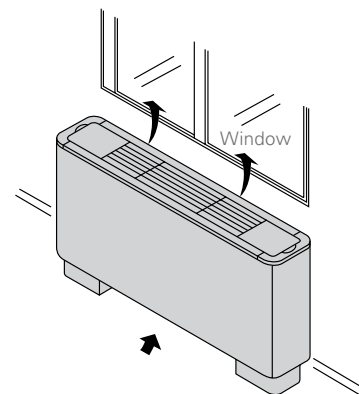
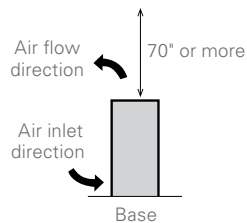
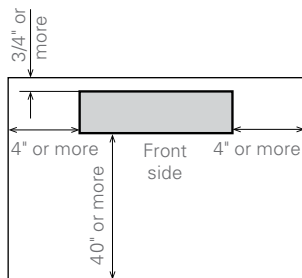
Indoor: 70 °F DB
 Outdoor: 47 °F DB / 43 °F WB
 Pipe Length: 25 ft.
 Level Difference: 0 ft.

Note: Specifications are subject to change without notice.

FXLQ_MVJU9 ACCESSORIES						
Model Name	FXLQ12MVJU9	FXLQ18MVJU9	FXLQ24MVJU9	FXNQ12MVJU9	FXNQ18MVJU9	FXNQ24MVJU9
Navigation Remote Controller*				BRC1E73		
Simplified Wired Remote Controller*				BRC2A71		
Wireless Remote Controller				BRC4C82		
Remote Sensor Kit				KRCS01-1B		
Wiring Adapter PCB (interface with aux/primary heater, humidifier, OA damper/fan)				KRP1C74		
Group Control Adapter PCB (connects to external BMS)				KRP4A71		

* Optional face plates available to provide a more intuitive user interface and disable specific functions

FXLQ_MVJU9 INSTALLATION SPACE



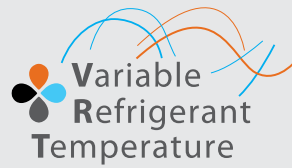


VRV Products Outdoor Units



Daikin VRV AURORA™

Heat Recovery 208-230V & 460V



Daikin VRV AURORA™ Series heat recovery systems introduce a new benchmark for VRF technology by integrating advanced technologies to provide comfort, control, energy efficiency and reliability. The Daikin VRV AURORA Series heat recovery systems set a new industry standard for heating and cooling solutions by delivering high heat capacities at low ambient applications.

Features and Benefits

- » VRF Industry's first air cooled system that delivers heating down to -22°F (-30°C) as standard
- » Daikin's patented inverter based vapor injection compressor delivers high heating capacity of up to 100% at 0°F (-18°C), up to 85% at -13°F (-25°C) and up to 60% at -22°F (-30°C)
- » Optimized efficiencies delivered by dedicated all-inverter compressors and inverter fan motors
- » Refrigerant-cooled efficient and stable inverter board operation, independent of ambient conditions
- » Hot gas base pan circuit allows installation without an additional drain pan heater
- » Designed to provide continuous heating during defrost and oil return**
- » Engineered with Daikin vapor injection compressor for optimized part load efficiencies
- » Added peace of mind with Auto Changeover ability to back up (auxiliary) heat

VRV

Applications:



- » Long pipe lengths up to 1640 ft total and ability to connect up to 41*** indoor units with up to 100 ft vertical separation between indoor units provides design and installation flexibility
- » Corrosion resistant, 1000 hours salt spray tested Daikin PE blue fin heat exchanger
- » Ships factory standard with coil guards

* Complete warranty details available from your local distributor or manufacturer's representative or at www.daikincomfort.com.

**Multi modules only for continuous heating during defrost

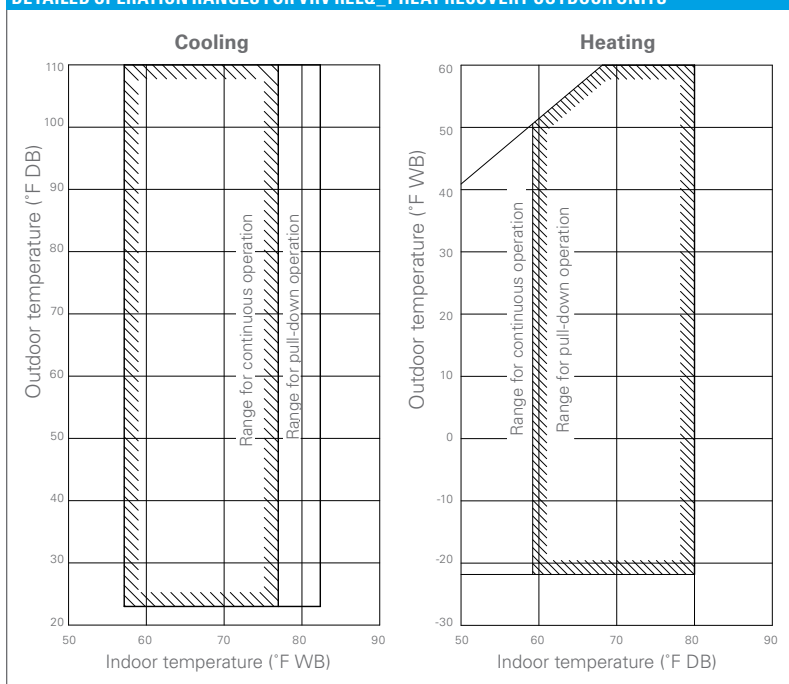
***Varies by model



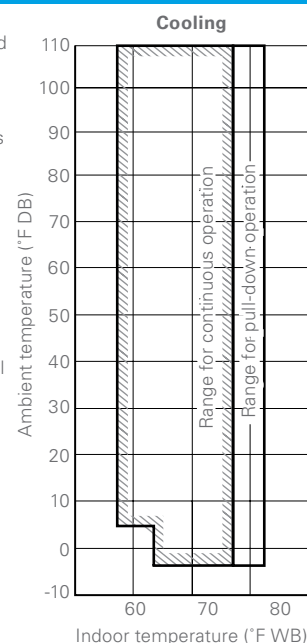
VRV AURORA HEAT RECOVERY CERTIFIED DATA - HEAT RECOVERY, 208-230V/60HZ/3PH AND 460V/60HZ/3PH

Product #	Capacity (Tons)	IEER Non-Ducted	IEER Ducted	IEER Mixed	SCHE Non-Ducted	SCHE Ducted	SCHE Mixed	COP @ 47°F Non-Ducted	COP @ 47°F Ducted	COP @ 47°F Mixed	COP @ 17°F Non-Ducted	COP @ 17°F Ducted	COP @ 17°F Mixed	EER Non-Ducted	EER Ducted	EER Mixed
RELQ72T	6	24.00	20.80	22.40	26.10	22.60	24.30	4.30	3.68	3.99	2.50	2.30	2.40	15.80	13.70	14.70
RELQ96T	8	24.80	19.10	21.90	25.70	19.70	22.70	4.23	3.42	3.83	2.50	2.25	2.37	15.30	12.50	13.90
RELQ120T	10	23.40	19.60	21.50	26.70	21.10	24.00	3.98	3.51	3.74	2.25	2.25	2.25	13.70	12.40	13.00
RELQ144T	12	22.50	18.60	20.50	25.50	23.80	24.60	3.81	3.55	3.68	2.20	2.20	2.20	12.90	12.60	12.70
RELQ192T	16	22.10	19.00	20.50	25.50	21.20	23.30	3.85	3.57	3.71	2.20	2.15	2.17	12.50	12.70	12.60
RELQ240T	20	21.10	18.60	19.80	24.90	20.80	22.80	3.68	3.49	3.59	2.20	2.13	2.16	12.30	11.70	12.00

Certified efficiency data in accordance with ANSI/AHRI Standard 1230 2010, "Performance Rating of Variable Refrigerant Flow (VRF) Multi-Split Air Conditioning and Heat Pump Equipment" for the VRV Series. The VRV AURORA™ Series has been designed and optimized to meet or exceed the latest minimum efficiency requirements in 10 C.F.R. Part 431 as determined by the U.S. Department of Energy (DOE) and baseline efficiencies as defined by ASHRAE 90.1 2013. Systems under 65MBH are currently certified to AHRI 210/240. IEER ratings are as defined in ASHRAE 90.1 2013.

DETAILED OPERATION RANGES FOR VRV RELQ_T HEAT RECOVERY OUTDOOR UNITS

TECHNICAL COOLING FEATURE FOR VRV RELQ_T HEAT RECOVERY OUTDOOR UNITS

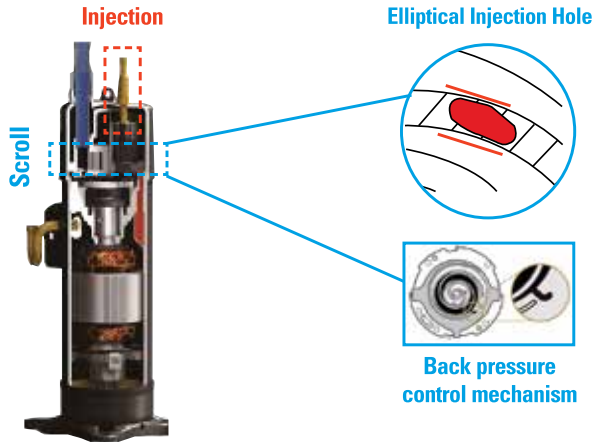
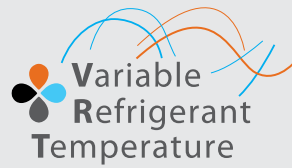
Technical Cooling -
Cooling operation extended from 23°F ambient air temperature down to -4°.
The Technical Cooling feature is engaged by field settings on the outdoor unit and on branch selector boxes. It requires addition of wind covers to the unit and allows operation down to -4° FDB ambient temperature in cooling mode. See the Engineering Data book for complete application rules and contact your local Daikin representative for wind cover specification requirements.



Daikin VRV AURORA™

Heat Recovery

208-230 & 460V (cont.)



- » Compressor technology with new spiral design and injection valves for precise refrigerant control
- » Strong and efficient motors for optimized compressor performance and part load efficiencies
- » Patented back pressure control mechanism to minimize scroll pressure losses

TECHNICAL DATA FOR VRV AURORA RELQ_TATJU/TAYDU HEAT RECOVERY OUTDOOR UNITS

			6 Ton	8 Ton	10 Ton
Model	208-230V/3Ph/60Hz		RELQ72TATJU	RELQ96TATJU	RELQ120TATJU
	460V/3Ph/60Hz		RELQ72TAYDU	RELQ96TAYDU	RELQ120TAYDU
	Combination				
Performance	Rated Cooling Capacity	BTU/h	69,000	92,000	114,000
	Rated Heating Capacity	BTU/h	77,000	103,000	129,000
	Operation Range Cooling	°F (°C) DB	23' to 122		
	Operation Range Heating	°F (°C) WB	-22 to 60		
	Sound Pressure	dB(A)	60	61	64
	Airflow (Cooling)	CFM	6956	7989	8806
	Airflow (Heating)	CFM	7283	7283	7283
	Fan ESP, Standard/Max	in. Wg	0.12 / 0.32		
Compressor	Compressors, all inverter	Qty	1		
	Revolutions per minute	RPM	3738	3342	4350
	Capacity Control Range	%	11-100	10-100	9-100
Refrigerant Piping, Layout	Maximum Vertical Pipe Length Above Unit	ft.	164 (295 With Field Setting)		
	Maximum Vertical Pipe Length Below Unit	ft.	131 (195 With Field Setting)		
	Maximum Vertical Pipe Length Between IDU	ft.	100		
	Maximum Actual Pipe Length	ft.	541		
	Maximum Equivalent Pipe Length	ft.	620		
	Maximum Total Pipe Length	ft.	1,640		
Refrigerant Piping, Connections	Liquid Pipe (Main Line)	in.	3/8	3/8	1/2
	Suction Gas Pipe (Main Line)	in.	3/4	7/8	1-1/8
	Discharge Gas Pipe (Main Line)	in.	5/8	3/4	3/4
Connection Ratio	Standard Connectable Indoor Unit Ratio	%	70 - 200 ²		
	Maximum Number of Indoor Units	Qty	12	16	20
Electrical	Maximum Overcurrent Protection, MOP (RELQ_TATJU / RELQ_TAYDU)	A	70 / 35	80 / 45	90 / 50
	Minimum Circuit Amps, MCA (RELQ_TATJU / RELQ_TAYDU)	A	60.8 / 28.1	76.5 / 39.8	83.4 / 43.4
	Compressor Rated Load Amps, RLA (RELQ_TATJU / RELQ_TAYDU)	A	20.7 / 9.4	36.8 / 16.6	39.3 / 17.8
Unit	Factory Refrigerant Charge	lbs.	25.8		
	Weight	lbs.	727	793	793
	Dimensions (H x W x D)	in.	66-11/16 X 48-7/8 X 30-3/16		

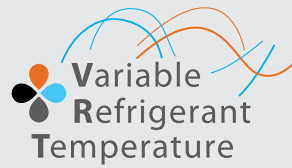
¹ Cooling operation can be extended down to -4°F with application rules and conditions

² Varies based on indoor model selected

Model			12 Ton	16 Ton	20 Ton
	208-230V/3Ph/60Hz		RELQ144TATJU	RELQ192TATJU	RELQ240TATJU
	460V/3Ph/60Hz		RELQ144TAYDU	RELQ192TAYDU	RELQ240TAYDU
	Combination		2 x RELQ72T	2 x RELQ96T	2 x RELQ120T
Performance	Rated Cooling Capacity	BTU/h	138,000	184,000	228,000
	Rated Heating Capacity	BTU/h	154,000	206,000	256,000
	Operation Range Cooling	°F (°C) DB	23' to 122		
	Operation Range Heating	°F (°C) WB	-22 to 60		
	Sound Pressure	dB(A)	63	64	67
	Airflow (Cooling)	CFM	7283 + 7283	7989 + 7989	8806 + 8806
	Airflow (Heating)	CFM	6956 + 6956	7283 + 7283	7283 + 7283
	Fan ESP, Standard/Max	in. Wg	0.12 / 0.32		
Compressor	Compressors, all inverter	Qty	2		
	Revolutions per minute	RPM	3786 + 3786	3294 + 3294	4230 + 4230
	Capacity Control Range	%	6~100	5~100	4~100
Refrigerant Piping, Layout	Maximum Vertical Pipe Length Above Unit	ft.	164 (295 With Field Setting)		
	Maximum Vertical Pipe Length Below Unit	ft.	131 (195 With Field Setting)		
	Maximum Vertical Pipe Length Between IDU	ft.	100		
	Maximum Actual Pipe Length	ft.	541		
	Maximum Equivalent Pipe Length	ft.	620		
	Maximum Total Pipe Length	ft.	1,640		
Refrigerant Piping, Connections	Liquid Pipe (Main Line)	in.	1/2	5/8	5/8
	Suction Gas Pipe (Main Line)	in.	1-1/8	1-1/8	1-3/8
	Discharge Gas Pipe (Main Line)	in.	7/8	1-1/8	1-1/8
Connection Ratio	Standard Connectable Indoor Unit Ratio	%	70 - 200 ²		
	Maximum Number of Indoor Units	Qty	25	33	41
Electrical	Maximum Overcurrent Protection, MOP (RELQ_TATJU / RELQ_TAYDU)	A	70 + 70 / 35 + 35	80 + 80 / 45 + 45	90 + 90 / 50 + 50
	Minimum Circuit Amps, MCA (RELQ_TATJU / RELQ_TAYDU)	A	60.8 + 60.8 / 28.1 + 28.1	76.5 + 76.5 / 39.8 + 39.8	83.4 + 83.4 / 43.4 + 43.4
	Compressor Rated Load Amps, RLA (RELQ_TATJU / RELQ_TAYDU)	A	21.6 + 21.6 / 9.8 + 9.8	38.1 + 38.1 / 17.3 + 17.3	40.4 + 40.4 / 18.3 + 18.3
Unit	Factory Refrigerant Charge	lbs.	25.8 + 25.8		
	Weight	lbs.	2 x 727	2 x 793	2 x 793
	Dimensions (H x W x D)	in.	66-11/16 X 48-7/8 X 30-3/16 + 66-11/16 X 48-7/8 X 30-3/16		

VRV IV

Air-Cooled Heat Recovery



Daikin's VRV IV systems integrate advanced technology to provide comfort control with high energy efficiency and reliability. VRV IV provides heating and cooling solutions for multi-family residential to large commercial applications. Daikin VRV IV is the first variable refrigerant flow (VRF) system assembled in North America.

Features and Benefits

- » Total comfort solution for heating, cooling, ventilation and controls.
- » Redesigned and optimized for low total Life Cycle Cost (LCC).
- » Available in large capacity single modules up to 14 tons and systems up to 38 tons allowing for flexible system design.
- » Year-round comfort and energy efficiency delivered by combining VRV and VRT technologies.
- » Compatible with Daikin DVS series of Dedicated Outdoor Air Systems (DOAS).
- » High energy efficiency with IEER values up to 29.3.
- » Integrated inverter technology delivers high efficiency during part load conditions and provides precise individual zone control.
- » Design flexibility with long piping lengths up to 3,280 ft. total, and up to 100 ft. vertical separation between indoor units.
- » Corrosion resistant 1000 hr. salt-spray tested Daikin PE blue fin heat exchanger.

VRV IV



- » Single/multiple port branch selector boxes provide compact dimensions and a wide range of product offerings (single, 4, 6, 8, 10 and 12 port options).
- » Reduced commissioning time with VRV configuration software and Graphical User Interface (GUI), as compared to VRV III.
- » VRV IV takes advantage of Daikin's unique zone and centralized controls that are optimized for the specific needs of North America.
- » Outstanding 10-Year Limited Parts Warranty* as standard.

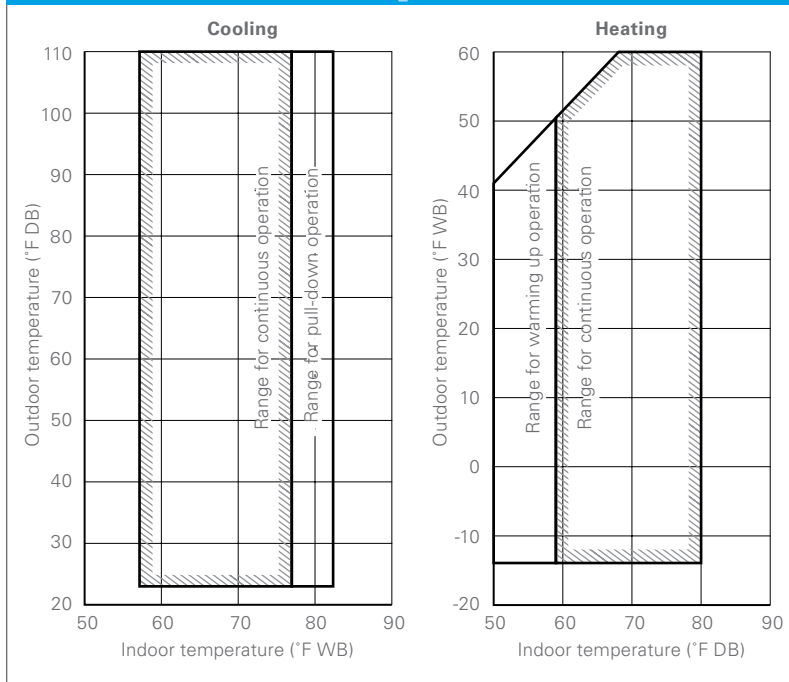
* Complete warranty details available from your local distributor or manufacturer's representative or at www.daikincomfort.com.



VRV IV CERTIFIED DATA - HEAT RECOVERY, 208-230V/60HZ/3PH AND 460V/60HZ/3PH

Product #	Capacity (Tons)	IEER Non-Ducted	IEER Ducted	IEER Mixed	SCHE Non-Ducted	SCHE Ducted	SCHE Mixed	COP @ 47°F Non-Ducted	COP @ 47°F Ducted	COP @ 47°F Mixed	COP @ 17°F Non-Ducted	COP @ 17°F Ducted	COP @ 17°F Mixed	EER Non-Ducted	EER Ducted	EER Mixed
REYQ72T	6	24.90	20.90	22.90	25.40	21.40	23.40	4.31	3.58	3.95	2.70	2.43	2.56	15.00	12.20	13.60
REYQ96T	8	29.30	23.10	26.20	24.70	23.00	23.85	4.25	3.67	3.96	2.47	2.25	2.36	14.20	12.40	13.30
REYQ120T	10	25.40	22.60	24.00	25.90	25.10	25.50	4.00	3.51	3.76	2.45	2.25	2.35	12.90	12.10	12.50
REYQ144T	12	23.50	21.60	22.55	25.00	23.80	24.40	3.81	3.48	3.65	2.52	2.29	2.40	12.40	11.90	12.15
REYQ168T	14	21.90	20.40	21.15	26.00	24.10	25.05	3.64	3.21	3.43	2.20	2.09	2.15	11.30	10.90	11.10
REYQ192T	16	22.90	21.10	22.00	26.60	23.10	24.85	3.85	3.67	3.76	2.38	2.26	2.32	12.50	12.30	12.40
REYQ216T	18	23.00	20.80	21.90	25.60	22.80	24.20	3.74	3.66	3.70	2.32	2.18	2.25	12.50	12.20	12.35
REYQ240T	20	21.90	19.80	20.85	25.60	22.70	24.15	3.68	3.51	3.60	2.24	2.09	2.17	11.90	11.60	11.75
REYQ264T	22	21.60	18.60	20.10	24.40	22.00	23.20	3.55	3.20	3.38	2.33	2.08	2.21	11.60	10.40	11.00
REYQ288T	24	21.00	17.90	19.45	23.30	21.80	22.55	3.51	3.20	3.36	2.41	2.13	2.27	11.40	10.30	10.85
REYQ312T	26	20.20	18.00	19.10	23.90	20.70	22.30	3.57	3.20	3.39	2.35	2.10	2.23	11.00	10.00	10.50
REYQ336T	28	19.00	17.30	18.15	23.50	20.60	22.05	3.53	3.20	3.37	2.18	2.05	2.12	10.30	9.60	9.95
REYQ360T	30	19.60	18.80	19.20	22.70	20.30	21.50	3.52	3.27	3.40	2.28	2.05	2.17	10.80	10.70	10.75
REYQ384T	32	18.30	18.00	18.15	22.50	18.70	20.60	3.21	3.20	3.21	2.22	2.05	2.14	9.80	9.80	9.80
REYQ408T	34	17.20	17.70	17.45	21.80	18.30	20.05	3.21	3.20	3.21	2.09	2.05	2.07	9.80	9.70	9.75
REYQ432T	36	16.20	17.30	16.75	20.20	18.10	19.15	3.21	3.20	3.21	2.08	2.06	2.07	9.80	9.70	9.75
REYQ456T	38	16.20	16.70	16.45	18.80	17.90	18.35	3.21	3.20	3.21	2.07	2.05	2.06	9.30	9.50	9.40

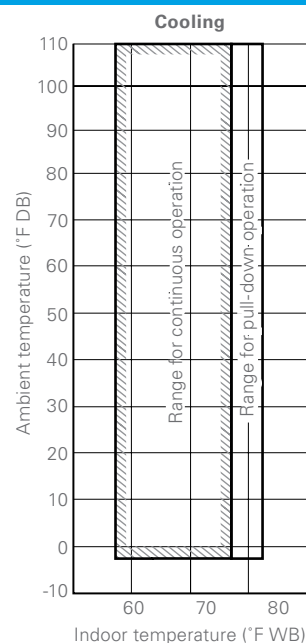
Certified efficiency data in accordance with ANSI/AHRI Standard 1230 2010, "Performance Rating of Variable Refrigerant Flow (VRF) Multi-Split Air Conditioning and Heat Pump Equipment" for the VRV Series. The VRV IV Series has been designed and optimized to meet or exceed the latest minimum efficiency requirements in 10 C.F.R. Part 431 as determined by the U.S. Department of Energy (DOE) and baseline efficiencies as defined by ASHRAE 90.1 2013. Systems under 65MBH are currently certified to AHRI 210/240. IEER ratings are as defined in ASHRAE 90.1 2013.

DETAILED OPERATION RANGES FOR VRV IV REYQ_T HEAT RECOVERY OUTDOOR UNITS

TECHNICAL COOLING FEATURE FOR VRV IV REYQ_T HEAT RECOVERY OUTDOOR UNITS

Technical Cooling - Cooling operation extended from 23°F ambient air temperature down to -4°.

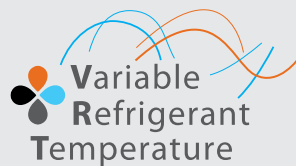
The Technical Cooling feature is engaged by field settings on the outdoor unit and on branch selector boxes. It requires addition of wind covers to the unit and allows operation down to -4° FDB ambient temperature in cooling mode.

See the Engineering Data book for complete application rules and contact your local Daikin representative for wind cover specification requirements.



VRV IV

Air-Cooled Heat Recovery (cont.)



TECHNICAL DATA FOR VRV IV REYQ_TATJU/TAYDU HEAT RECOVERY OUTDOOR UNITS

			6 Ton	8 Ton	10 Ton	12 Ton	14 Ton	16 Ton	18 Ton	20 Ton		
Model	208-230V/3Ph/60Hz		REYQ72TATJU	REYQ96TATJU	REYQ120TATJU	REYQ144TATJU	REYQ168TATJU	REYQ192TATJU	REYQ216TATJU	REYQ240TATJU		
	460V/3Ph/60Hz		REYQ72TAYDU	REYQ96TAYDU	REYQ120TAYDU	REYQ144TAYDU	REYQ168TAYDU	REYQ192TAYDU	REYQ216TAYDU	REYQ240TAYDU		
	Combination							1 x REYQ120T 1 x REYQ72T	1 x REYQ120T 1 x REYQ96T	1 x REYQ144T 1 x REYQ96T		
Performance	Rated Cooling Capacity	BTU/h	69,000	92,000	114,000	138,000	160,000	184,000	206,000	228,000		
	Rated Heating Capacity	BTU/h	75,000	100,000	126,000	150,000	176,000	200,000	226,000	250,000		
	Sound Pressure	dB(A)	58	61		65		63	64	66		
	IEER (Ducted / Non-Ducted)		20.9 / 24.9	23.1 / 29.3	22.6 / 25.4	21.6 / 23.5	20.4 / 21.9	21.1 / 22.9	20.8 / 23.0	19.8 / 21.9		
	Airflow	CFM	5,544	5,827	6,286	8,228		5,544 + 6,286	5,827 + 6,286	5,827 + 8,228		
	Fan ESP, Standard/Max	in. Wg	0.12 / 0.32									
Compressor	Compressors, all inverter	Qty	1	2			3		4			
	Revolutions per minute	RPM	3600	3630, 3630	4470, 4470	4440, 4440	5190, 5190	4080, (4290, 4290)	(4170, 4170) x 2	(4050, 4050), (4110, 4110)		
	Capacity Control Range	%	15-100	11-100	10-100			5-100				
Refrigerant Piping, Layout	Maximum Vertical Pipe Length Above Unit	ft.	164 (295 With Field Setting)									
	Maximum Vertical Pipe Length Below Unit	ft.	131 (195 With Field Setting)									
	Maximum Vertical Pipe Length Between IDU	ft.	100									
	Maximum Actual Pipe Length	ft.	541									
	Maximum Equivalent Pipe Length	ft.	620									
	Maximum Total Pipe Length	ft.	3,280									
Refrigerant Piping, Connections	Liquid Pipe, Main Line	in.	Ø3/8 (9.5) C1220T (Brazing Connection)		Ø1/2 (12.7) C1220T (Brazing Connection)		Ø5/8 (15.9) C1220T (Brazing Connection)					
	Suction Gas Pipe, Main Line	in.	Ø3/4 (19.1) C1220T (Brazing Connection)	Ø7/8 (22.2) C1220T (Brazing Connection)	Ø1-1/8 (28.6) C1220T (Brazing Connection)					Ø1-3/8 (34.9) C1220T (Brazing Connection)		
	Discharge Gas Pipe, Main Line	in.	Ø5/8 (15.9) C1220T (Brazing Connection)	Ø3/4 (19.1) C1220T (Brazing Connection)		Ø7/8 (22.2) C1220T (Brazing Connection)		Ø1-1/8 (28.6) C1220T (Brazing Connection)				
Connection Ratio	Standard Connectable Indoor Unit Ratio	%	50 - 200									
	Maximum Number of Indoor Units	Qty	12	16	20	25	29	33	37	41		
Electrical	Maximum Overcurrent Protection, MOP (REYQ_TAT / REYQ_TAY)	A	35/20	45/25	50/25	70/40		35 + 50 / 20 + 25	45 + 50 / 25 + 25	45 + 70 / 25 + 40		
	Minimum Circuit Amps, MCA (REYQ_TAT / REYQ_TAY)	A	30.2 / 15.2	38 / 21.1	43 / 21.1	55 / 31.9	61.9 / 36.1	30.2 + 43 / 15.2 + 21.1	38 + 43 / 21.1 + 21.1	38 + 55 / 21.1 + 31.9		
	Compressor Rated Load Amps, RLA (REYQ_TAT / REYQ_TAY)	A	20.7 / 9.4	13.7 + 13.7 / 6.2 + 6.2	15 + 15 / 6.8 + 6.8	16.2 + 22.6 / 7.3 + 10.3	17.4 + 24.4 / 7.9 + 11.1	20.7 + (15 + 15) / 9.4 + (6.8 + 6.8)	(13.7 + 13.7) + (15 + 15) / (6.2 + 6.2) + (6.8 + 6.8)	(13.7 + 13.7) + (16.2 + 22.6) / (6.2 + 6.2) + (7.3 + 10.3)		
Unit	Factory Refrigerant Charge	lbs.	21.9	25.8				21.9 + 25.8	25.8 + 25.8			
	Weight (REYQ_TAT / REYQ_TAY)	lbs.	507 / 527	703 / 717	703 / 717	780 / 794		507 + 703 / 527 + 717	703 + 703 / 717 + 717	703 + 780 / 717 + 794		
	Dimensions (H x W x D)	in.	66-11/16 x 36-11/16x 30-3/16	66-11/16 x 48-7/8 x 30-3/16				66-11/16 x 48-7/8 x 30-3/16 + 66-11/16 x 36-11/16 x 30-3/16)	(66-11/16 x 48-7/8 x 30-3/16) + (66-11/16 x 48-7/8 x 30-3/16)			

OPERATION RANGE FOR ALL VRV IV HEAT RECOVERY OUTDOOR UNITS

Cooling °F DB	-4* – 122
Heating °F WB	-13 – 60

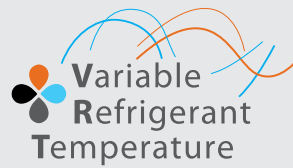
*Application rules apply

	22 Ton	24 Ton	26 Ton	28 Ton	30 Ton	32 Ton	34 Ton	36 Ton	38 Ton
	REYQ264TATJU	REYQ288TATJU	REYQ312TATJU	REYQ336TATJU	REYQ360TATJU	REYQ384TATJU	REYQ408TATJU	REYQ432TATJU	REYQ456TATJU
	REYQ264TAYDU	REYQ288TAYDU	REYQ312TAYDU	REYQ336TAYDU	REYQ360TAYDU	REYQ384TAYDU	REYQ408TAYDU	REYQ432TAYDU	REYQ456TAYDU
	1 x REYQ144T 1 x REYQ120T	2 x REYQ144T	1 x REYQ168T 1 x REYQ144T	2 x REYQ168T	3 x REYQ120T	1 x REYQ168T 1 x REYQ120T 1 x REYQ96T	1 x REYQ168T 1 x REYQ144T 1 x REYQ96T	3 x REYQ144T	1 x REYQ168T 2 x REYQ144T
	252,000	274,000	296,000	320,000	342,000	364,000	388,000	410,000	430,000
	274,000	288,000	306,000	316,000	376,000	386,000	394,000	405,000	415,000
	66	68			66	68	69	70	
	18.6 / 21.6	17.9 / 21.0	18.0 / 20.2	17.3 / 19.0	18.8 / 19.6	18.0 / 18.3	17.7 / 17.2	17.3 / 16.2	16.7 / 16.2
	6,286 + 8,228	8,228 + 8,228	8,228 + 8,228		6,286 + 6,286 + 6,286	5,827 + 6,286 + 8,228	5,827 + 8,228 + 8,228	8,228 + 8,228 + 8,228	
	0.12/0.32								
	4				6				
	(4710, 4710), (4800, 4800)	(4740, 4740) x 2	(5790, 5790) x 2		(5010, 5010) x 3	(5070, 5070) x 2, (5160, 5160)	(5040, 5040), (5130, 5130) x 2	(5220, 5220) x 3	(5730, 5730) x 3
	5-100				3-100				
	164 (295 With Field Setting)								
	131 (195 With Field Setting)								
	100								
	541								
	620								
	3,280								
	Ø3/4 (19.1) C1220T (Brazing Connection)								
	Ø1-3/8 (34.9) C1220T (Brazing Connection)				Ø1-5/8 (41.3) C1220T (Brazing Connection)				
	Ø1-1/8 (28.6) C1220T (Brazing Connection)				Ø1-3/8 (34.9) C1220T (Brazing Connection)				
	50 - 200								
	45	49	54	58	64				
	50 + 70 / 25 + 40	70 + 70 / 40 + 40			50 + 50 + 50 / 25 + 25 + 25	45 + 50 + 70 / 25 + 25 + 40	45 + 70 + 70 / 25 + 40 + 40	70 + 70 + 70 / 40 + 40 + 40	70 + 70 + 70 / 40 + 40 + 40
	43 + 55 / 21.1 + 31.9	55 + 55 / 31.9 + 31.9	55 + 61.9 / 31.9 + 36.1	61.9 + 61.9 / 36.1 + 36.1	43 + 43 + 43 / 21.1 + 21.1 + 21.1	38 + 43 + 61.9 / 21.1 + 21.1 + 21.1	38 + 55 + 61.9 / 21.1 + 31.9 + 36.1	55 + 55 + 55 / 31.9 + 31.9 + 31.9	55 + 55 + 61.9 / 31.9 + 31.9 + 36.1
	(15 + 15) + (16.2 + 22.6) / (6.8 + 6.8) + (7.3 + 10.3)	(16.2 + 22.6 x 2 / (7.3 + 10.3) x 2	(16.2 + 22.6) + (17.4 + 24.4) / (7.3 + 10.3) + (7.9 + 11.1)	(17.4 + 24.4)x 2 / (7.9 + 11.1) x 2	(15 + 15) x 3 / (6.8 + 6.8) x 3	(13.7 + 13.7) + (16.2 + 22.6) + (17.4 + 24.4) / (6.2 + 6.2) + (6.8 + 6.8) + (7.9 + 11.1)	(13.7 + 13.7) + (16.2 + 22.6) + (17.4 + 24.4) / (6.2 + 6.2) + (7.3 + 10.3) + (7.9 + 11.1)	(16.2 + 22.6) x 3 / (7.3 + 10.3) x 3	(16.2 + 22.6) x 2 + (17.4 + 24.4) / (7.3 + 10.3) x 2 + (7.9 + 11.1)
	25.8 + 25.8				25.8 + 25.8 + 25.8				
	703 + 780 / 717 + 794	780 + 780 / 794 + 794			703 + 703 + 703 / 717 + 717 + 717	703 + 703 + 780 / 717 + 717 + 794	780 + 780 + 780 / 717 + 794 + 794	780 + 780 + 780 / 794 + 794 + 794	
	(66-11/16 x 48-7/8 x 30-3/16) + (66-11/16 x 48-7/8 x 30-3/16)				(66-11/16 x 48-7/8 x 30-3/16) + (66-11/16 x 48-7/8 x 30-3/16) + (66-11/16 x 48-7/8 x 30-3/16)				

For additional technical information please refer to specific Engineering Data Books.

VRV IV

Air-Cooled Heat Pump



Daikin's VRV IV systems integrate advanced technology to provide comfort control helping to maximize energy efficiency and reliability. VRV IV provides heating and cooling solutions for multi-family residential to large commercial applications. Daikin VRV IV is the first variable refrigerant flow (VRF) system assembled in North America.

Features and Benefits

- » Total comfort solution for heating, cooling, ventilation and controls.
 - » Redesigned and optimized for low total Life Cycle Cost (LCC).
 - » Available in large capacity single modules up to 14 tons and systems up to 34 tons allowing for a more flexible system design.
 - » Year-round comfort and energy efficiency delivered by combining VRV and VRT technologies.
 - » High energy efficiency with IEER values up to 27.3.
 - » Integrated inverter technology delivers high efficiency during part load conditions and provides precise individual zone control.
 - » Design flexibility with long piping lengths up to 3,280 ft. total, and up to 100 ft. vertical separation between indoor units.
 - » Corrosion resistant 1000 hr. salt-spray tested Daikin PE blue fin heat exchanger.
- » Reduced commissioning time with VRV configuration software and Graphical User Interface (GUI), as compared to VRV III.
 - » VRV IV takes advantage of Daikin's unique zone and centralized controls that are optimized for the specific needs of North America.
 - » Outstanding 10-year limited parts warranty* as standard.

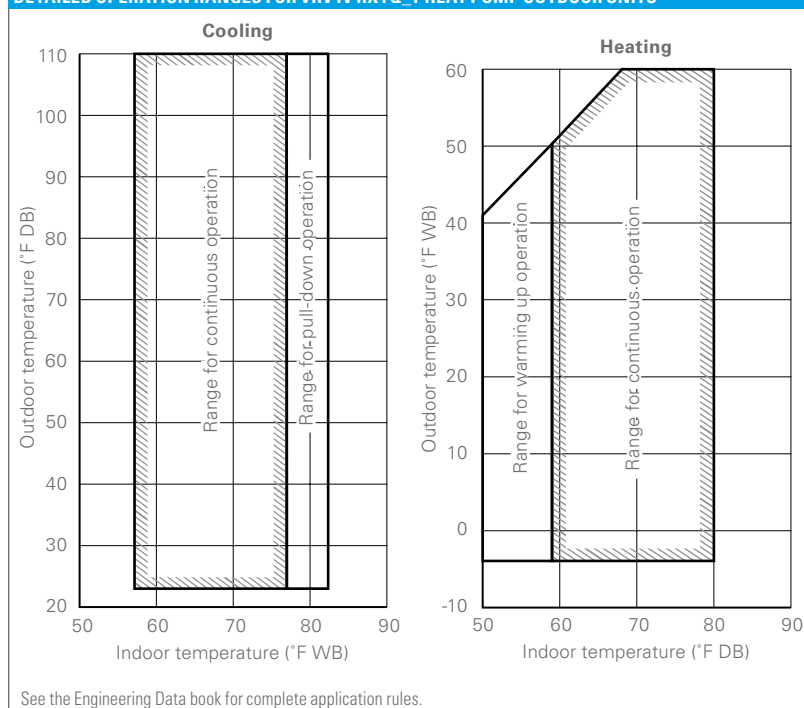
VRV IV



VRV IV CERTIFIED DATA - HEAT PUMP, 208-230V/60HZ/3PH AND 460V/60HZ/3PH

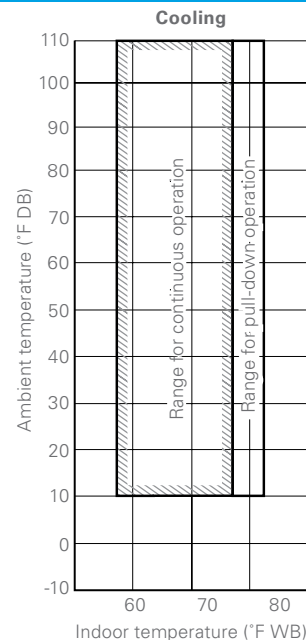
Product #	Capacity (Tons)	IEER Non-Ducted	IEER Ducted	IEER Mixed	COP @ 47°F Non-Ducted	COP @ 47°F Ducted	COP @ 47°F Mixed	COP @ 17°F Non-Ducted	COP @ 17°F Ducted	COP @ 17°F Mixed	EER Non-Ducted	EER Ducted	EER Mixed
RXYQ72T	6	25.80	20.70	23.25	3.67	3.30	3.49	2.44	2.25	2.35	14.70	12.70	13.70
RXYQ96T	8	27.30	22.50	24.90	4.00	3.49	3.75	2.63	2.48	2.56	14.00	12.60	13.30
RXYQ120T	10	25.40	22.00	23.70	3.50	3.30	3.40	2.25	2.37	2.31	12.00	11.60	11.80
RXYQ144T	12	24.80	22.60	23.70	3.64	3.34	3.49	2.33	2.20	2.27	12.10	11.50	11.80
RXYQ168T	14	22.60	19.80	21.20	3.34	3.20	3.27	2.34	2.27	2.31	10.60	10.60	10.60
RXYQ192T	16	22.20	21.20	21.70	3.62	3.29	3.46	2.27	2.23	2.25	11.10	11.60	11.35
RXYQ216T	18	20.50	21.10	20.80	3.83	3.50	3.67	2.57	2.46	2.52	10.70	10.90	10.80
RXYQ240T	20	20.80	20.90	20.85	3.63	3.33	3.48	2.41	2.34	2.38	11.00	11.20	11.10
RXYQ264T	22	20.30	19.60	19.95	3.33	3.24	3.29	2.43	2.30	2.37	10.30	9.60	9.95
RXYQ288T	24	20.10	19.60	19.85	3.25	3.30	3.28	2.07	2.13	2.10	10.50	10.10	10.30
RXYQ312T	26	19.90	18.80	19.35	3.30	3.21	3.26	2.32	2.20	2.26	9.80	9.60	9.70
RXYQ336T	28	20.60	18.50	19.55	3.22	3.20	3.21	2.38	2.27	2.33	9.50	9.50	9.50
RXYQ360T	30	19.40	18.50	18.95	3.46	3.20	3.33	2.47	2.36	2.42	10.30	9.80	10.05
RXYQ384T	32	21.10	18.50	19.80	3.30	3.20	3.25	2.28	2.27	2.28	9.50	9.50	9.50
RXYQ408T	34	21.10	19.00	20.05	3.24	3.20	3.22	2.18	2.10	2.14	9.50	9.50	9.50

Certified efficiency data in accordance with ANSI/AHRI Standard 1230 2010, "Performance Rating of Variable Refrigerant Flow (VRF) Multi-Split Air Conditioning and Heat Pump Equipment" for the VRV Series. The VRV IV Series has been designed and optimized to meet or exceed the latest minimum efficiency requirements in 10 C.F.R. Part 431 as determined by the U.S. Department of Energy (DOE) and baseline efficiencies as defined by ASHRAE 90.1 2013. Systems under 65MBH are currently certified to AHRI 210/240. IEER ratings are as defined in ASHRAE 90.1 2013.

DETAILED OPERATION RANGES FOR VRV IV RXYQ_T HEAT PUMP OUTDOOR UNITS

LOW AMBIENT COOLING OPERATION FOR VRV IV RXYQ_T SINGLE MODULE HEAT PUMP OUTDOOR UNITS

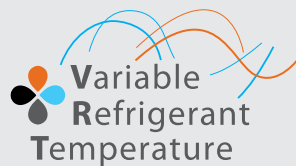
Cooling operation may be extended from 23°F ambient air temperature down to 10°F.

Cooling operation may be extended for single module heat pump systems under certain conditions. See the Engineering Data book for complete application rules, or contact your local Daikin representative for more information.



VRV IV

Air-Cooled Heat Pump (cont.)



TECHNICAL DATA FOR VRV IV RXYQ_TATJU/TAYDU HEAT PUMP OUTDOOR UNITS

			6 Ton	8 Ton	10 Ton	12 Ton	14 Ton	16 Ton	18 Ton	20 Ton		
Model	208-230V/3Ph/60Hz		RXYQ72TATJU	RXYQ96TATJU	RXYQ120TATJU	RXYQ144TATJU	RXYQ168TATJU	RXYQ192TATJU	RXYQ216TATJU	RXYQ240TATJU		
	460V/3Ph/60Hz		RXYQ72TAYDU	RXYQ96TAYDU	RXYQ120TAYDU	RXYQ144TAYDU	RXYQ168TAYDU	RXYQ192TAYDU	RXYQ216TAYDU	RXYQ240TAYDU		
	Combination							1 x RXYQ120T 1 x RXYQ72T	1 x RXYQ120T 1 x RXYQ96T	2 x RXYQ120T		
Performance	Rated Cooling Capacity	BTU/h	69,000	92,000	114,000	138,000	158,000	184,000	206,000	228,000		
	Rated Heating Capacity	BTU/h	73,000	103,000	129,000	154,000	174,000	206,000	230,000	256,000		
	Sound Pressure	dB(A)	58	61		64	65	63	64			
	IEER (Ducted / Non-Ducted)		20.7 / 25.8	22.5 / 27.3	22.0 / 25.4	22.6 / 24.8	19.8 / 22.6	21.2 / 22.2	21.1 / 20.5	20.9 / 20.8		
	Airflow	CFM	5,544	5,827	6286	8,228		5544 + 6286	5827 + 6286	6286 + 6286		
	Fan ESP, Standard/Max	in. Wg	0.12 / 0.32									
Compressor	Compressors, all inverter	Qty	1			2						
	Revolutions per minute	RPM	7668	7650	7746	7008 + 7608	7680 + 8280	7668, 7746	7650, 7746	7746, 7746		
	Capacity Control Range	%	20-100	16-100	15-100	11-100	10-100	17-100	15-100			
Refrigerant Piping, Layout	Maximum Vertical Pipe Length Above Unit	ft.	164 (295 With Field Setting)									
	Maximum Vertical Pipe Length Below Unit	ft.	130 (295 With Field Setting)									
	Maximum Vertical Pipe Length Between IDU	ft.	100									
	Maximum Actual Pipe Length	ft.	540									
	Maximum Equivalent Pipe Length	ft.	620									
	Maximum Total Pipe Length	ft.	3,280									
Refrigerant Piping, Connections	Liquid Pipe, Main Line	in.	Ø3/8 (9.5) C1220T (Brazing Connection)		Ø1/2 (12.7) C1220T (Brazing Connection)		Ø5/8 (15.9) C1220T (Brazing Connection)					
	Suction Gas Pipe, Main Line	in.	Ø3/4 (19.1) C1220T (Brazing Connection)	Ø7/8 (22.2) C1220T (Brazing Connection)	Ø1-1/8 (28.6) C1220T (Brazing Connection)						Ø1-3/8 (34.9) C1220T (Brazing Connection)	
Connection Ratio	Standard Connectable Indoor Unit Ratio	%	50 - 200									
	Maximum Number of Indoor Units	Qty	12	16	20	25	29	33	37	41		
Electrical	Maximum Overcurrent Protection, MOP (RXYQ_TAT / RXYQ_TAY)	A	35 / 20	45 / 25		60 / 35		60 / 35	35 + 45 / 20 + 25	45 + 45 / 25+25	45 + 45 / 25 + 25	
	Minimum Circuit Amps, MCA (RXYQ_TAT / RXYQ_TAY)	A	27.6 / 12.3	36.3 / 20.6	36.3 / 20.6	55.1 / 25.9	55.1 / 25.9	27.6 + 36.3 / 12.3 + 20.6	36.3 + 36.3 / 20.6 + 20.6	36.3 + 36.3 / 20.6 + 20.6		
	Compressor Rated Load Amps, RLA (RXYQ_TAT / RXYQ_TAY)	A	15.7 / 7.1	23.8 / 10.2	26.2 / 11.7	16.7 + 16.7 / 7.6 + 7.6	18.8 + 18.8 / 8.5 + 8.5	15.7 + 26.2 / 7.1 + 11.7	23.8 + 26.2 / 10.2 + 11.7	26.2 + 26.2 / 11.7 + 11.7		
Unit	Factory Refrigerant Charge	lbs.	13	22.7	22.9	18.1	17.2	13.0 + 22.9	22.7 + 22.9	22.9 + 22.9		
	Weight (RXYQ_TAT / RXYQ_TAY)	lbs.	435 / 451	525 / 553	528 / 556	695 / 709		435 + 528 / 451 + 556	525 + 528 / 553 + 556	528 + 528 / 556 + 556		
	Dimensions (H x W x D)	in.	66-11/16 x 36-11/16 x 30-3/16	66-11/16 x 48-7/8 x 30-3/16				66-11/16 x 48-7/8 x 30-3/16 + 66-11/16 x 36-11/16 x 30-3/16		(66-11/16 x 48-7/8 x 30-3/16) x 2		

OPERATION RANGE FOR ALL VRV IV HEAT PUMP OUTDOOR UNITS

Cooling °F DB	10* - 122
Heating °F WB	-4 - 60

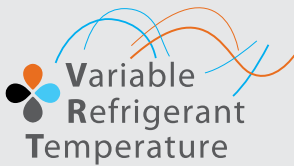
*Application rules apply

	22 Ton	24 Ton	26 Ton	28 Ton	30 Ton	32 Ton	34 Ton
	RXYQ264TATJU	RXYQ288TATJU	RXYQ312TATJU	RXYQ336TATJU	RXYQ360TATJU	RXYQ384TATJU	RXYQ408TATJU
	RXYQ264TAYDU	RXYQ288TAYDU	RXYQ312TAYDU	RXYQ336TAYDU	RXYQ360TAYDU	RXYQ384TAYDU	RXYQ408TAYDU
	1 x RXYQ144T 1 x RXYQ120T	2 x RXYQ144T	1 x RXYQ168T 1 x RXYQ144T	2 x RXYQ168T	3 x RXYQ120T	1 x RXYQ168T 1 x RXYQ120T 1 x RXYQ96T	1 x RXYQ168T 1 x RXYQ144T 1 x RXYQ96T
	252,000	274,000	296,000	312,000	342,000	356,000	372,000
	282,000	308,000	334,000	342,000	372,000	396,000	435,000
	66	67	68		66	68	
	19.6 / 20.3	19.6 / 20.1	18.8 / 19.9	18.5 / 20.6	18.5 / 19.4	18.5 / 21.1	19.0 / 21.1
	6286 + 8228	8228 + 8228			6286 + 6286 + 6286	5827 + 6286 + 8228	6286 + 6286 + 8228
	0.12 / 0.32						
	3	4			3	4	5
	7746, (7008, 7608)	(7008, 7608), (7008, 7608)	(7008, 7608), (7680, 8280)	(7680, 8280), (7680, 8280)	7746, 7746, 7746	7650, 7746, (7680, 8280)	7650, (7008, 7608), (7680, 8280)
	13-100	11-100	10-100		15-100	13-100	12-100
	164 (295 With Field Setting)						
	131 (295 With Field Setting)						
	100						
	541						
	620						
	3,280						
	Ø3/4 (19.1) C1220T (Brazing Connection)						
	Ø1-3/8 (34.9) C1220T (Brazing Connection)				Ø1-5/8 (41.3) C1220T (Brazing Connection)		
	50 - 200						
	45	49	54	58	62	64	
	45 + 60 / 25 + 35	60 + 60 / 35 + 35			45 + 45 + 45 / 25 + 25 + 25	45 + 45 + 60 / 25 + 25 + 35	45 + 60 + 60 / 25 + 35 + 35
	36.3 + 55.1 / 20.6 + 25.9	55.1 + 55.1 / 25.9 + 25.9			36.3 + 36.3 + 36.3 / 20.6 + 20.6 + 20.6	36.3 + 36.3 + 55.1 / 20.6 + 20.6 + 25.9	36.3 + 55.1 + 55.1 / 20.6 + 25.9 + 25.9
	26.2 + (16.7 + 16.7) / 11.7 + (7.6 + 7.6)	(16.7 + 16.7) x 2 / (7.6 + 7.6) x 2	(16.7 + 16.7) + (18.8 + 18.8) / (7.6 + 7.6) + (8.5 + 8.5)	(18.8 + 18.8) x 2 / (8.5 + 8.5) x 2	26.2 + 26.2 + 26.2 / 11.7 + 11.7 + 11.7	23.8 + 26.2 + (18.8 + 18.8) / 10.2 + 11.7 + (8.5 + 8.5)	23.8 + (16.7 + 16.37) + (18.8 + 18.8) / 10.2 + (7.6 + 7.6) + (8.5 + 8.5)
	22.9 + 18.1	18.1 + 18.1	18.1 + 17.2	17.2 + 17.2	22.9 + 22.9 + 22.9	22.7 + 22.9 + 17.2	22.7 + 18.1 + 17.2
	528 + 695 / 556 + 709	695 + 695 / 709 + 709			528 + 528 + 528 / 525 + 528 + 695	525 + 528 + 695 / 553 + 556 + 709	525 + 695 + 695 / 553 + 709 + 709
	(66-11/16 x 48-7/8 x 30-3/16) x 2				(66-11/16 x 48-7/8 x 30-3/16) x 3		

For additional technical information please refer to specific Engineering Data Books.

VRV-III PC

Air-Cooled Heat Recovery



Daikin’s VRV III systems integrate advanced technology to provide comfort control to help maximize energy efficiency. Available in heat recovery configurations, VRV III provides a solution for residential to large commercial applications desiring heating, cooling, or simultaneous operation.

Features and Benefits

- » Advanced continuous heating during defrost cycle and oil return for single module systems
- » Variable Refrigerant Temperature (VRT) control
- » Extended operating range with heating function -4°F ambient air temperature



VRV III

VRV III PC CERTIFIED DATA - HEAT RECOVERY, 208-230V/60HZ/3PH AND 460V/3PH/60HZ													
Product #	Capacity (Tons)	IEER Non-Ducted	IEER Ducted	IEER Mixed	COP @ 47°F Non-Ducted	COP @ 47°F Ducted	COP @ 47°F Mixed	COP @ 17°F Non-Ducted	COP @ 17°F Ducted	COP @ 17°F Mixed	EER Non-Ducted	EER Ducted	EER Mixed
REYQ72PC	6	25.1	21.3	23.2	4.2	3.4	3.8	2.95	2.5	2.73	15.4	13.7	14.55
REYQ96PC	8	22.9	19.7	21.3	3.7	3.6	3.65	2.7	2.65	2.68	13.2	11.2	12.20
REYQ120PC	10	21.3	16.1	18.7	3.6	3.4	3.5	2.6	2.35	2.48	12.1	11.0	11.55
REYQ144PCTJ	12	18.9	16.5	17.7	3.6	3.3	3.45	2.40	2.25	2.33	11.2	11.0	11.1

Certified efficiency data in accordance with ANSI/AHRI Standard 1230 2010, “Performance Rating of Variable Refrigerant Flow (VRF) Multi-Split Air Conditioning and Heat Pump Equipment” for the VRV Series. The VRV III Series has been designed and optimized to meet or exceed the latest minimum efficiency requirements in 10 C.F.R. Part 431 as determined by the U.S. Department of Energy (DOE) and baseline efficiencies as defined by ASHRAE 90.1 2013. Systems under 65MBH are currently certified to AHRI 210/240. IEER ratings are as defined in ASHRAE 90.1 2013.



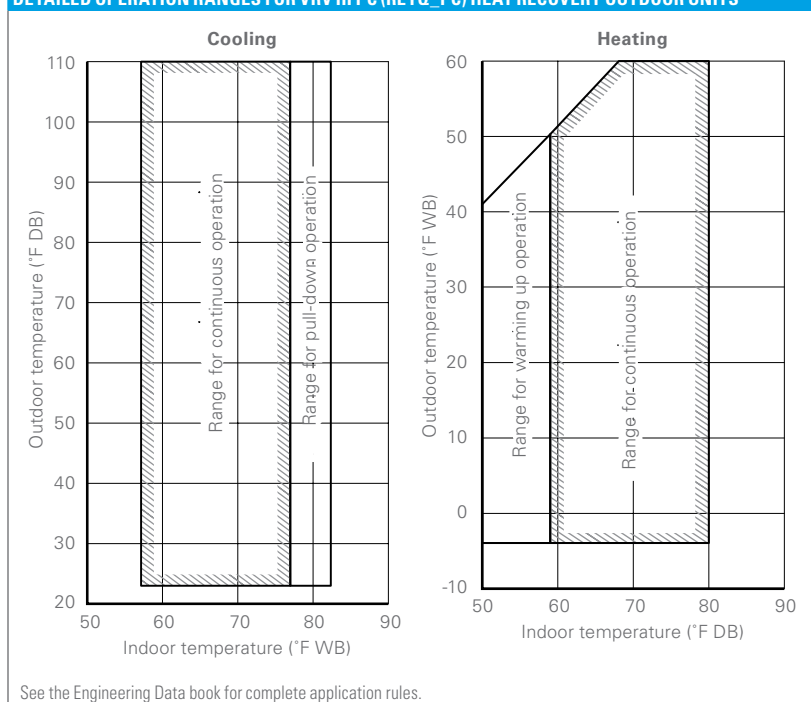
TECHNICAL DATA FOR VRV III PC REYQ_PC HEAT RECOVERY OUTDOOR UNITS

Model	208-230V/3Ph/60Hz 460V/3Ph/60Hz		6 Ton REYQ72PCTJ REYQ72PCYD	8 Ton REYQ96PCTJ REYQ96PCYD	10 Ton REYQ120PCTJ REYQ120PCYD	12 Ton REYQ144PCTJ -
Performance	Rated Cooling Capacity	BTU/h	69,000	90,000	110,000	124,000
	Rated Heating Capacity	BTU/h	77,000	103,000	129,000	148,000
	Sound Pressure (REYQ_PCT / REYQ_PCY)	dB(A)	58 / 58	58 / 61	60 / 61	62 / -
	IEER (Ducted / Non-Ducted)		21.3 / 25.1	19.7 / 22.9	16.1 / 21.3	16.5 / 18.9
	Airflow	CFM	6,700		7,410	8,300
	Fan ESP, Standard/Max	in. Wg	0.12 / 0.32			
Compressor	Compressors, standard / inverter	Qty	2			
	Revolutions per minute	RPM	3720, 2900	6300, 2900	6300, 2900	7980, 7880
	Capacity Control Range	%	20-100	14-100		
Refrigerant Piping, Layout	Maximum Vertical Pipe Length Above Unit	ft.	131 (295 With Field Setting)			
	Maximum Vertical Pipe Length Below Unit	ft.	164 (295 With Field Setting)			
	Maximum Vertical Pipe Length Between IDU	ft.	49			
	Maximum Actual Pipe Length	ft.	541			
	Maximum Equivalent Pipe Length	ft.	620			
	Maximum Total Pipe Length	ft.	3,282			
Refrigerant Piping, Connections	Liquid Pipe, Main Line	in.	Φ3/8 (9.5) C1220T (Brazing Connection)		Φ1/2 (12.7) C1220T (Brazing Connection)	
	Suction Gas Pipe, Main Line	in.	Φ3/4 (19.1) C1220T (Brazing Connection)	Φ7/8 (22.2) C1220T (Brazing Connection)	Φ1-1/8 (28.6) C1220T (Brazing Connection)	
	Discharge Gas Pipe, Main Line	in.	Φ5/8 (15.9) C1220T (Brazing Connection)	Φ3/4 (19.1) C1220T (Brazing Connection)		Φ7/8 (22.2) C1220T (Brazing Connection)
Connection Ratio	Standard Connectable Indoor Unit Ratio	%	36-93	48-124	60-156	72-187
	Maximum Number of Indoor Units	Qty	12	16	20	25
Electrical	Maximum Overcurrent Protection, MOP (REYQ_PCT / REYQ_PCY)	A	40 / 20	45 / 25	50 / 25	80 / -
	Minimum Circuit Amps, MCA (REYQ_PCT / REYQ_PCY)	A	36.1 / 16.0	43.8 / 20.4	44.2 / 20.5	72.2 / -
	Compressor Rated Load Amps, RLA (REYQ_PCT / REYQ_PCY)	A	4.8 + 14.0 / 2.4 + 7.0	8.4 + 14.0 / 4.2 + 7.0	12.0 + 13.6 / 6.0 + 6.8	14.3 + 14.3 / -
Unit	Factory Refrigerant Charge	lbs.	22.7	23.4	23.8	24.5
	Weight (REYQ_PCT / REYQ_PCY)	lbs.	730 / 732			
	Dimensions (H x W x D)	in.	66-1/8 x 51-3/16 x 30-1/8			

OPERATION RANGE FOR ALL VRV III PC HEAT RECOVERY OUTDOOR UNITS

Cooling °F DB	23 - 122
Heating °F WB	-4 - 60

DETAILED OPERATION RANGES FOR VRV III PC (REYQ_PC) HEAT RECOVERY OUTDOOR UNITS

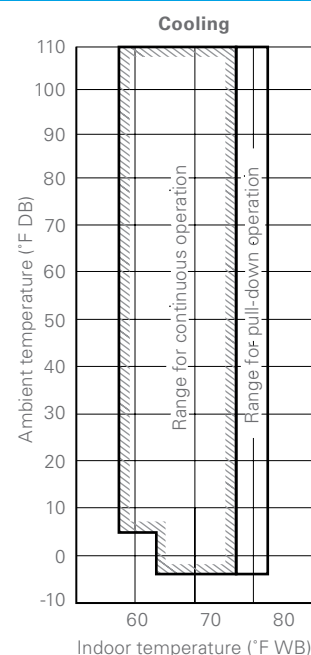


TECHNICAL COOLING FEATURE FOR VRV III PC (REYQ_PC) HEAT RECOVERY OUTDOOR UNITS

Technical Cooling - Cooling operation extended from 23°F ambient air temperature down to -4°F.

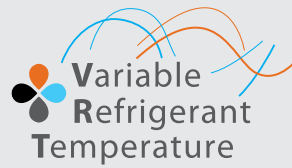
The Technical Cooling feature is engaged by field settings on the outdoor unit and on branch selector boxes. It requires addition of wind covers to the unit and allows operation down to -4°F ambient temperature in cooling mode.

See the Engineering Data book for complete application rules and contact your local Daikin representative for wind cover specification requirements.



For additional technical information please refer to specific Engineering Data Books.

VRV T-Series Water Cooled Heat Pump / Heat Recovery 208-230V / 460V



VRV T-Series Water Cooled systems are equivalent to 4-pipe chilled water systems, but also offer a viable alternative to Water Source Heat Pump solutions. Each connected indoor unit can provide heating and cooling independently to suit zone requirements making these systems suitable for both open plan, or cellar applications with different operation requirements.

Features and Benefits

- » Flexible System design with increased diversity up to 150%¹ compared to previous VRV water cooled generation
- » Triple-stack capable to deliver up to 36 tons in 10.5 ft ceiling height
- » Flexible and easy installation with field selectable top or front refrigerant connections
- » Design flexibility with long piping lengths up to 980 ft. total (540 ft. max. linear liquid piping length) and up to 100 ft. vertical separation between indoor units
- » Engineered with heat rejection cancellation technology² to minimize mechanical room conditioning requirements
- » Year round comfort and energy efficiency by combining VRV and VRT technologies
- » Wide water temperature operation range - Can be applied to both geothermal and boiler/tower applications as standard with condenser water inlet temperature as low as 14°F in heating and 23°F in cooling is possible.
- » 2-9V variable water flow control logic² as standard to increase waterside system operational efficiencies
- » Refrigerant cooled inverter technology to deliver consistent and reliable PCB operations
- » Easy commissioning with ability to program settings off site using new configurator tool
- » 3-digit 7-segment digital display on the unit for improved and faster configuration, commissioning, and troubleshooting
- » Engineered for easy service with drop-down switch box to access key components

¹ Model specific, check product specification for details

² Refer to installation manual for field settings and other requirements to activate this feature



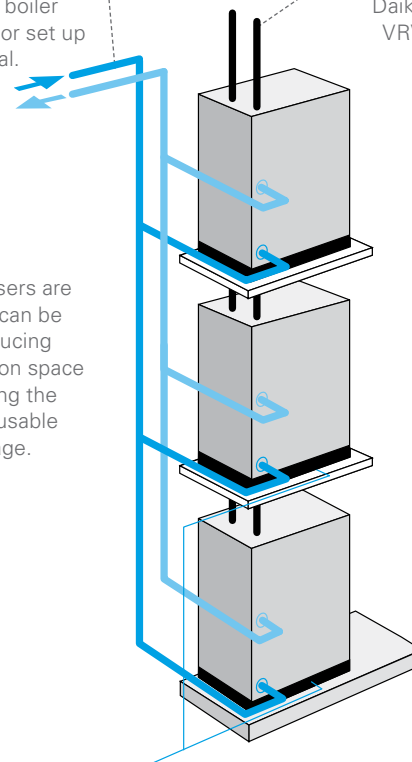
Water side

Connects to cooling tower and/or boiler combination or set up as geothermal.

Refrigerant side

Connects to Daikin's line-up of VRV indoor units

The condensers are smaller and can be stacked, reducing the installation space and increasing the customers' usable square footage.



VRV Water Cooled System Series design is based on a modular design concept. It is composed of unified condensing units that require simply connecting a two-pipe refrigerant network for heat pump applications or a three-pipe refrigerant network for heat recovery applications. Water-cooled condensers are available in 6*, 8, 10 and 12 tons.

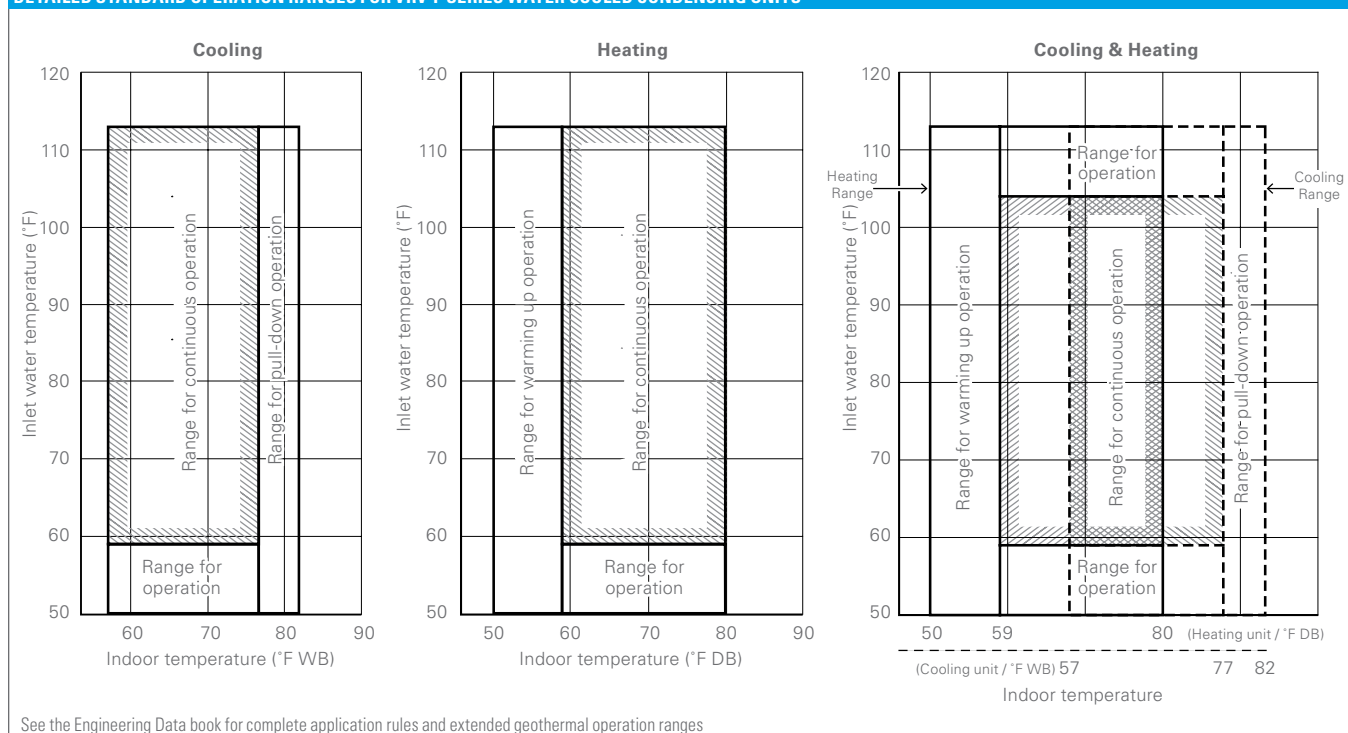
This is a simple system that allows manifolded together up to three condensers to form one system of up to 36 tons. The condensers are designed for internal mounting only.

* 6-ton model (RWEYQ72PC) is PC series. T and PC series models cannot be combined to form multi-module systems.

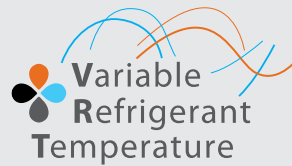
VRV T-SERIES WATER COOLED CERTIFIED DATA, 208-230V/60HZ/3PH AND 460V/60HZ/3PH

Function	System Name	Tonnage	IEER Non-Ducted	IEER Ducted	IEER Mixed	SCHE Non-Ducted (Heat Recovery only)	SCHE Ducted (Heat Recovery only)	SCHE Mixed (Heat Recovery only)	EER Non-Ducted	EER Ducted	EER Mixed	COP @ 68°F Non-Ducted	COP @ 68°F Ducted	COP @ 68°F Mixed
Heat Pump	RWEYQ72PC	6 Tons	24.10	22.30	23.20	N/A	N/A	N/A	14.00	14.00	14.00	4.89	4.78	4.84
	RWEQ96T	8 Tons	30.80	25.40	28.10	N/A	N/A	N/A	19.60	15.40	17.50	6.27	5.80	6.00
	RWEQ120T	10 Tons	29.40	23.50	26.45	N/A	N/A	N/A	16.00	13.60	14.80	6.10	5.55	5.80
	RWEQ144T	12 Tons	24.30	19.80	22.00	N/A	N/A	N/A	15.60	12.60	14.10	6.01	5.33	5.60
	RWEQ192T	16 Tons	26.80	24.70	25.70	N/A	N/A	N/A	16.50	14.60	15.55	5.82	5.82	5.80
	RWEQ216T	18 Tons	26.30	23.80	25.00	N/A	N/A	N/A	15.00	13.80	14.40	5.68	5.68	5.60
	RWEQ240T	20 Tons	25.70	22.70	24.30	N/A	N/A	N/A	14.00	12.80	13.40	5.52	5.49	5.50
	RWEQ264T	22 Tons	23.50	20.00	21.70	N/A	N/A	N/A	13.50	12.10	12.80	5.34	4.98	5.10
	RWEQ288T	24 Tons	20.90	18.80	19.80	N/A	N/A	N/A	13.10	11.50	12.30	5.30	4.92	5.10
	RWEQ312T	26 Tons	21.90	21.80	21.80	N/A	N/A	N/A	13.70	12.70	13.20	5.50	4.86	5.10
	RWEQ336T	28 Tons	21.50	21.40	21.40	N/A	N/A	N/A	13.50	12.30	12.90	5.42	4.73	5.00
	RWEQ360T	30 Tons	21.20	20.20	20.70	N/A	N/A	N/A	12.40	11.70	12.00	5.30	4.70	5.00
Heat Recovery	RWEQ384T	32 Tons	19.50	17.90	18.70	N/A	N/A	N/A	12.00	11.00	11.50	4.53	4.12	4.30
	RWEQ408T	34 Tons	18.20	17.20	17.70	N/A	N/A	N/A	11.10	10.70	10.90	4.35	4.03	4.10
	RWEQ432T	36 Tons	17.00	16.60	16.80	N/A	N/A	N/A	10.50	10.30	10.40	4.19	3.92	4.00
	RWEYQ72PC	6 Tons	24.10	22.30	23.20	17.80	19.20	18.50	14.00	14.00	14.00	4.89	4.78	4.84
	RWEQ96T	8 Tons	30.80	25.40	28.10	25.70	21.30	23.50	19.60	15.40	17.50	6.27	5.80	6.00
	RWEQ120T	10 Tons	29.40	23.50	26.45	26.30	22.50	24.40	16.00	13.60	14.80	6.10	5.55	5.80
	RWEQ144T	12 Tons	24.30	19.80	22.00	26.50	22.70	24.60	15.60	12.60	14.10	6.01	5.33	5.60
	RWEQ192T	16 Tons	26.80	24.70	25.70	26.00	22.90	24.45	16.50	14.60	15.55	5.82	5.82	5.80
	RWEQ216T	18 Tons	26.30	23.80	25.00	25.50	22.10	23.80	15.00	13.80	14.40	5.68	5.68	5.60
	RWEQ240T	20 Tons	25.70	22.70	24.30	25.40	21.90	23.65	14.00	12.80	13.40	5.52	5.49	5.50
	RWEQ264T	22 Tons	23.50	20.00	21.70	25.20	19.20	22.20	13.50	12.10	12.80	5.34	4.98	5.10
	RWEQ288T	24 Tons	20.90	18.80	19.80	23.50	20.00	21.75	13.10	11.50	12.30	5.30	4.92	5.10

Certified efficiency data in accordance with ANSI/AHRI Standard 1230.2010, "Performance Rating of Variable Refrigerant Flow (VRF) Multi-Split Air Conditioning and Heat Pump Equipment" for the VRV T-Series Water Cooled. The VRV T-Series Water Cooled has been designed and optimized to meet or exceed the latest minimum efficiency requirements in 10 C.F.R. Part 431 as determined by the U.S. Department of Energy (DOE) and baseline efficiencies as defined by ASHRAE 90.1 2013. Systems under 65MBH are currently certified to AHRI 210/240. IEER ratings are as defined in ASHRAE 90.1 2013.

DETAILED STANDARD OPERATION RANGES FOR VRV T-SERIES WATER COOLED CONDENSING UNITS


VRV T-Series Water Cooled Heat Pump or Heat Recovery 208-230V



A modular, energy-efficient and reliable alternative to centralized equipment

Features and Benefits

- » Flexible System design with increased diversity up to 150%¹ compared to previous VRV water cooled generation
- » Small condensers can be triple stacked for reduced installation space and increased usable square footage
- » Larger (than previous models) single-system capacity and modular concept ensures wider application range for accommodating floor-by-floor loads of commercial buildings
- » Year round comfort and energy efficiency by combining VRV and VRT technologies

- » Can be applied to both geothermal and boiler/tower applications as standard with condenser water inlet temperature as low as 14 °F in heating and 23 °F in cooling is possible
- » 2-9V variable water flow control logic² as standard to increase waterside system operational efficiencies
- » Refrigerant cooled inverter technology to deliver consistent and reliable PCB operations
- » Engineered for easy service with drop-down switch box to access key components

¹ Model specific, check product specification for details

² Refer to installation manual for field settings and other requirements to activate this feature

VRV T-SERIES WATER COOLED UNIFIED HEAT PUMP AND HEAT RECOVERY

			6 Ton		8 Ton		10 Ton		12 Ton		16 Ton		18 Ton		20 Ton				
Model	Name		RWEQ72PCTJ ¹		RWEQ96TATJU		RWEQ120TATJU		RWEQ144TATJU		RWEQ192TATJU		RWEQ216TATJU		RWEQ240TATJU				
	Combination										2 x RWEQ96TATJU		RWEQ96TATJU RWEQ120TATJU		2 x RWEQ120TATJU				
Performance	Rated Cooling Capacity ²		BTU/h		69,000		92,000		114,000		138,000		184,000		206,000		228,000		
	Rated Heating Capacity ³		BTU/h		77,000		103,000		129,000		154,000		206,000		232,000		258,000		
	Power		V/ph/Hz				208-230/3/60												
	Sound Pressure Level @ 3 ft.		dB(A)		50		54		55		60.5		57		57.5		58		
Refrigerant Piping	System Configuration: Heat Pump: HP, Heat Recovery: HR				HP HR		HP HR		HP HR		HP HR		HP HR		HP HR		HP HR		
	Liquid Pipe (Main Line)		in.		3/8 3/8		3/8 3/8		1/2 1/2		1/2 1/2		5/8 5/8		5/8 5/8		5/8 5/8		
	Suction Gas Pipe (Main Line)		in.		3/4 5/8		7/8 3/4		1-1/8 3/4		1-1/8 7/8		1-1/8 1-1/8		1-1/8 1-1/8		1-3/8 1-1/8		
	Discharge Gas Pipe (Main Line)		in.		N/A 3/4		N/A 7/8		N/A 1-1/8		N/A 1-1/8		N/A 1-1/8		N/A 1-1/8		N/A 1-3/8		
	Vertical Pipe Length (if unit is below FCU)		ft.		164 (130)		164 (130)												
	Actual Pipe Length (Equivalent Length)		ft.		390 (459)		540 (623)												
	Total Pipe Length		ft.		980		980												
Connection Ratio	Standard Connectable Indoor Unit Ratio		%		50 - 130		50 - 150 ⁴												
	Maximum Number of Indoor Units		Qty.		12		16		20		25		33		37		41		
Water Side (Standard)	BPHE Inlet Pipe (Female Thread)		in.		1-1/4		1-1/4		1-1/4		1-1/4		2 x 1-1/4		2 x 1-1/4		2 x 1-1/4		
	BPHE Outlet Pipe (Female Thread)		in.		1-1/4		1-1/4		1-1/4		1-1/4		2 x 1-1/4		2 x 1-1/4		2 x 1-1/4		
	Drain Pipe (Female Thread)		in.		1/2		3/8		3/8		3/8		2 x 3/8		2 x 3/8		2 x 3/8		
	Maximum System Water Pressure (BPHE)		psi		285		464												
	Standard Inlet Water Temperature Range Cooling		°F				50 - 113												
	Standard Inlet Water Temperature Range Heating		°F				50 - 113												
	Recommended Inlet Water Flow Rate per Module (minimum) ⁵		gpm				13.2 ~ 39.6												
Water Side (Geothermal)	Inlet Water Temperature Range Cooling ⁶		°F		27 - 113		23 - 113												
	Inlet Water Temperature Range Heating ⁶		°F		14 - 95		14 - 95												
	Water Flow Rate ⁵		gpm		21.2 - 39.6		21.2 - 39.6												
Unit	Weight		lbs.		330		419		423		423		2 x 419		419 + 423		2 x 423		
	Dimensions (H x W x D)		in.		39-3/8 x 30-3/4 x 21-11/16		38-9/16 x 30-1/8 x 22-1/16						38-9/16 x (30-1/8 x 2) x 22-1/16						
Electrical	Voltage Range (min - max)		V				187 - 253												
	Maximum Overcurrent Protection (MOP)		A		30		35		45		50		35 + 35		35 + 45		45 + 45		
	Minimum Circuit Amps (MCA)		A		22.4		28.8		36.5		44.6		28.8 + 28.8		28.8 + 36.5		36.5 + 36.5		
	Compressor Rated Load Amps (RLA)		A		11.6		19		20.9		29.4		19 + 19		19 + 20.9		20.9 + 20.9		
Compressor	Compressor Type				Daikin G-Type Scroll		Daikin K-Type Scroll												
	Compressor Set-Up						1 INV						1 INV + 1 INV						
	Compressor Capacity Control		%		23 - 100		16 - 100		14 - 100		11 - 100		8 - 100		8 - 100		7 - 100		

¹Some features and benefits may not be available for this model.
Please contact your local Daikin sales representative for more details.

²Indoor temp.: 80°FDB, 67°FWB/inlet water temp.: 85°F / Equivalent piping length: 25 ft., level difference: 0 ft.

³Indoor temp.: 70°FDB, 60°FWB/inlet water temp.: 70°F / Equivalent piping length: 25 ft., level difference: 0 ft.

RWEQ_TATJU/TAYDU



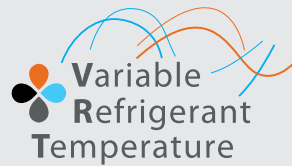
	22 Ton		24 Ton		26 Ton		28 Ton		30 Ton		32 Ton		34 Ton		36 Ton	
	RWEQ264TATJU		RWEQ288TATJU		RWEQ312TATJU		RWEQ336TATJU		RWEQ360TATJU		RWEQ384TATJU		RWEQ408TATJU		RWEQ432TATJU	
	RWEQ120TATJU RWEQ144TATJU		2 x RWEQ144TATJU		2 x RWEQ96TATJU RWEQ120TATJU		RWEQ96TATJU 2 x RWEQ120TATJU		3 x RWEQ120TATJU		2 x RWEQ120TATJU RWEQ144TATJU		RWEQ120TATJU 2 x RWEQ144TATJU		3 x RWEQ144TATJU	
	252,000		274,000		298,000		320,000		342,000		366,000		388,000		410,000	
	284,000		308,000		334,000		360,000		386,000		410,000		435,000		460,000	
	208-230/3/60															
	61.5		63.5		59		59.5		60		62		64		65	
	HP	HR	HP	HR	HP	HR	HP	HR	HP	HR	HP	HR	HP	HR	HP	HR
	3/4	3/4	3/4	3/4	3/4	3/4	3/4	3/4	3/4	3/4	3/4	3/4	3/4	3/4	3/4	3/4
	1-3/8	1-1/8	1-3/8	1-1/8	1-3/8	1-1/8	1-3/8	1-1/8	1-5/8	1-3/8	1-5/8	1-3/8	1-5/8	1-3/8	1-5/8	1-3/8
	N/A	1-3/8	N/A	1-3/8	N/A	1-3/8	N/A	1-3/8	N/A	1-5/8	N/A	1-5/8	N/A	1-5/8	N/A	1-5/8
	164 (130)															
	540 (623)															
	980															
	50 - 150 ⁴															
	45		49		54		58		62		64		64		64	
	2 x 1-1/4		2 x 1-1/4		3 x 1-1/4		3 x 1-1/4		3 x 1-1/4		3 x 1-1/4		3 x 1-1/4		3 x 1-1/4	
	2 x 1-1/4		2 x 1-1/4		3 x 1-1/4		3 x 1-1/4		3 x 1-1/4		3 x 1-1/4		3 x 1-1/4		3 x 1-1/4	
	2 x 3/8		2 x 3/8		3 x 3/8		3 x 3/8		3 x 3/8		3 x 3/8		3 x 3/8		3 x 3/8	
	464															
	50 - 113															
	50 - 113															
	13.2 ~ 39.6															
	23 - 113															
	14 - 95															
	21.2 - 39.6															
	2 x 423		2 x 423		2 x 419 + 423		419 + 2 x 423		3 x 423		3 x 423		3 x 423		3 x 423	
	38-9/16 x (30-1/8 x 2) x 22-1/16				38-9/16 x (30-1/8 x 3) x 22-1/16											
	187 - 253															
	45 + 50		50 + 50		35 + 35 + 45		35 + 45 + 45		45 + 45 + 45		45 + 45 + 50		45 + 50 + 50		50 + 50 + 50	
	36.5 + 44.6		44.6 + 44.6		28.8 + 28.8 + 36.5		28.8 + 36.5 + 36.5		36.5 + 36.5 + 36.5		36.5 + 36.5 + 44.6		36.5 + 44.6 + 44.6		44.6 + 44.6 + 44.6	
	20.9 + 29.4		29.4 + 29.4		19 + 19 + 20.9		19 + 20.9 + 20.9		20.9 + 20.9 + 20.9		20.9 + 20.9 + 29.4		20.9 + 29.4 + 29.4		29.4 + 29.4 + 29.4	
	Daikin K-Type Scroll															
	1 INV + 1 INV				1 INV + 1 INV + 1 INV											
	6 - 100		5 - 100		5 - 100		5 - 100		5 - 100		4 - 100		4 - 100		4 - 100	

⁴Varies based on indoor and condensing unit model selected; refer to Engineering Manual for details.

⁵Please note that a water strainer (standard accessory for the T-series, field supplied for the PC-series) is required for each condensing unit model.

⁶Application rules apply below 50°F. Please contact your local Daikin sales representative for design assistance and approval.

VRV T-Series Water Cooled Heat Pump or Heat Recovery 460V



A modular, energy-efficient and reliable alternative to centralized equipment

Features and Benefits

- » Flexible System design with increased diversity up to 150%¹ compared to previous VRV water cooled generation
- » Small condensers can be triple stacked for reduced installation space and increased usable square footage
- » Larger (than previous models) single-system capacity and modular concept ensures wider application range for accommodating floor-by-floor loads of commercial buildings
- » Year round comfort and energy efficiency by combining VRV and VRT technologies

- » Can be applied to both geothermal and boiler/tower applications as standard with condenser water inlet temperature as low as 14 °F in heating and 23 °F in cooling is possible
- » 2-9V variable water flow control logic² as standard to increase waterside system operational efficiencies
- » Refrigerant cooled inverter technology to deliver consistent and reliable PCB operations
- » Engineered for easy service with drop-down switch box to access key components

¹ Model specific, check product specification for details

² Refer to installation manual for field settings and other requirements to activate this feature

VRV T-SERIES WATER COOLED UNIFIED HEAT PUMP AND HEAT RECOVERY

			6 Ton		8 Ton		10 Ton		12 Ton		16 Ton		18 Ton		20 Ton				
Model	Name		RWEQ72PCYD¹		RWEQ96TAYDU		RWEQ120TAYDU		RWEQ144TAYDU		RWEQ192TAYDU		RWEQ216TAYDU		RWEQ240TAYDU				
	Combination										2 x RWEQ96TAYDU		RWEQ96TAYDU RWEQ120TAYDU		2 x RWEQ120TAYDU				
Performance	Rated Cooling Capacity²	BTU/h	69,000		92,000		114,000		138,000		184,000		206,000		228,000				
	Rated Heating Capacity³	BTU/h	77,000		103,000		129,000		154,000		206,000		232,000		258,000				
	Power	V/ph/Hz			460/3/60														
	Sound Pressure Level @ 3 ft.	dB(A)	50		54		55		60.5		57		57.5		58				
Refrigerant Piping	System Configuration: Heat Pump: HP, Heat Recovery: HR		HP	HR	HP	HR	HP	HR	HP	HR	HP	HR	HP	HR	HP	HR			
	Liquid Pipe (Main Line)	in.	3/8	3/8	3/8	3/8	1/2	1/2	1/2	1/2	5/8	5/8	5/8	5/8	5/8	5/8			
	Suction Gas Pipe (Main Line)	in.	3/4	5/8	7/8	3/4	1-1/8	3/4	1-1/8	7/8	1-1/8	1-1/8	1-1/8	1-1/8	1-3/8	1-1/8			
	Discharge Gas Pipe (Main Line)	in.	N/A	3/4	N/A	7/8	N/A	1-1/8	N/A	1-1/8	N/A	1-1/8	N/A	1-1/8	N/A	1-3/8			
	Vertical Pipe Length (if unit is below FCU)	ft.	164 (130)		164 (130)														
	Actual Pipe Length (Equivalent Length)	ft.	390 (459)		540 (623)														
	Total Pipe Length	ft.	980		980														
Connection Ratio	Standard Connectable Indoor Unit Ratio	%	50 - 130		50 - 150⁴														
	Maximum Number of Indoor Units	Qty.	12		16		20		25		33		37		41				
Water Side (Standard)	BPHE Inlet Pipe (Female Thread)	in.	1-1/4		1-1/4		1-1/4		1-1/4		2 x 1-1/4		2 x 1-1/4		2 x 1-1/4				
	BPHE Outlet Pipe (Female Thread)	in.	1-1/4		1-1/4		1-1/4		1-1/4		2 x 1-1/4		2 x 1-1/4		2 x 1-1/4				
	Drain Pipe (Female Thread)	in.	1/2		3/8		3/8		3/8		2 x 3/8		2 x 3/8		2 x 3/8				
	Maximum System Water Pressure (BPHE)	psi	285		464														
	Standard Inlet Water Temperature Range Cooling	°F	50 - 113																
	Standard Inlet Water Temperature Range Heating	°F	50 - 113																
	Recommended Inlet Water Flow Rate per Module (minimum)⁵	gpm	13.2 ~ 39.6																
Water Side (Geothermal)	Inlet Water Temperature Range Cooling⁶	°F	27 - 113		23 - 113														
	Inlet Water Temperature Range Heating⁶	°F	14 - 113		14 - 95														
	Water Flow Rate⁵	gpm	21.2 - 39.6		21.2 - 39.6														
Unit	Weight	lbs.	343		426		430		430		2 x 426		426 + 430		2 x 430				
	Dimensions (H x W x D)	in.	39-3/8 x 30-3/4 x 21-11/16		38-9/16 x 30-1/8 x 22-1/16						38-9/16 x (30-1/8 x 2) x 22-1/16								
Electrical	Voltage Range (min - max)	V	414 - 506																
	Maximum Overcurrent Protection (MOP)	A	15		15		20		25		15 + 15		15 + 20		20 + 20				
	Minimum Circuit Amps (MCA)	A	10.2		13		16.5		20.2		13 + 13		13 + 16.5		16.5 + 16.5				
	Compressor Rated Load Amps (RLA)	A	5.3		8.6		9.4		13.3		8.6 + 8.6		8.6 + 9.4		9.4 + 9.4				
Compressor	Compressor Type		Daikin G-Type Scroll		Daikin K-Type Scroll														
	Compressor Set-Up		1 INV														1 INV + 1 INV		
	Compressor Capacity Control	%	23 - 100		16 - 100		14 - 100		11 - 100		8 - 100		8 - 100		7 - 100				

¹ Some features and benefits may not be available for this model.
Please contact your local Daikin sales representative for more details.

² Indoor temp.: 80°FDB, 67°FWB/inlet water temp.:
85°F / Equivalent piping length : 25 ft., level difference : 0 ft.

³ Indoor temp.: 70°FDB, 60°FWB/inlet water temp.:
70°F / Equivalent piping length: 25 ft., level difference : 0 ft.

RWEQ_TATJU/TAYDU



	22 Ton		24 Ton		26 Ton		28 Ton		30 Ton		32 Ton		34 Ton		36 Ton	
	RWEQ264TAYDU		RWEQ288TAYDU		RWEQ312TAYDU		RWEQ336TAYDU		RWEQ360TAYDU		RWEQ384TAYDU		RWEQ408TAYDU		RWEQ432TAYDU	
	RWEQ120TAYDU RWEQ144TAYDU		2 x RWEQ144TAYDU		2 x RWEQ96TAYDU RWEQ120TAYDU		RWEQ96TAYDU 2 x RWEQ120TAYDU		3 x RWEQ120TAYDU		2 x RWEQ120TAYDU RWEQ144TAYDU		RWEQ120TAYDU 2 x RWEQ144TAYDU		3 x RWEQ144TAYDU	
	252,000		274,000		298,000		320,000		342,000		366,000		388,000		410,000	
	284,000		308,000		334,000		360,000		386,000		410,000		435,000		460,000	
	460/3/60															
	61.5		63.5		59		59.5		60		62		64		65	
	HP	HR	HP	HR	HP	HR	HP	HR	HP	HR	HP	HR	HP	HR	HP	HR
	3/4	3/4	3/4	3/4	3/4	3/4	3/4	3/4	3/4	3/4	3/4	3/4	3/4	3/4	3/4	3/4
	1-3/8	1-1/8	1-3/8	1-1/8	1-3/8	1-1/8	1-3/8	1-1/8	1-5/8	1-3/8	1-5/8	1-3/8	1-5/8	1-3/8	1-5/8	1-3/8
	N/A	1-3/8	N/A	1-3/8	N/A	1-3/8	N/A	1-3/8	N/A	1-5/8	N/A	1-5/8	N/A	1-5/8	N/A	1-5/8
	164 (130)															
	540 (623)															
	980															
	50 - 150 ⁴															
	45		49		54		58		62		64		64		64	
	2 x 1-1/4		2 x 1-1/4		3 x 1-1/4		3 x 1-1/4		3 x 1-1/4		3 x 1-1/4		3 x 1-1/4		3 x 1-1/4	
	2 x 1-1/4		2 x 1-1/4		3 x 1-1/4		3 x 1-1/4		3 x 1-1/4		3 x 1-1/4		3 x 1-1/4		3 x 1-1/4	
	2 x 3/8		2 x 3/8		3 x 3/8		3 x 3/8		3 x 3/8		3 x 3/8		3 x 3/8		3 x 3/8	
	464															
	50 - 113															
	50 - 113															
	13.2 ~ 39.6															
	23 - 113															
	14 - 95															
	21.2 - 39.6															
	2 x 430		2 x 430		2 x 426 + 430		426 + 2 x 430		3 x 430		3 x 430		3 x 430		3 x 430	
	38-9/16 x (30-1/8 x 2) x 22-1/16				38-9/16 x (30-1/8 x 3) x 22-1/16											
	414 - 506															
	20 + 25		25 + 25		15 + 15 + 20		15 + 20 + 20		20 + 20 + 20		20 + 20 + 25		20 + 25 + 25		25 + 25 + 25	
	16.5 + 20.2		20.2 + 20.2		13 + 13 + 16.5		13 + 16.5 + 16.5		16.5 + 16.5 + 16.5		16.5 + 16.5 + 20.2		16.5 + 20.2 + 20.2		20.2 + 20.2 + 20.2	
	9.4 + 13.3		13.3 + 13.3		8.6 + 8.6 + 9.4		8.6 + 9.4 + 9.4		9.4 + 9.4 + 9.4		9.4 + 9.4 + 13.3		9.4 + 13.3 + 13.3		13.3 + 13.3 + 13.3	
	Daikin K-Type Scroll															
	1 INV + 1 INV				1 INV + 1 INV + 1 INV											
	6 - 100		5 - 100		5 - 100		5 - 100		5 - 100		4 - 100		4 - 100		4 - 100	

⁴Varies based on indoor and condensing unit model selected; refer to Engineering Manual for details.

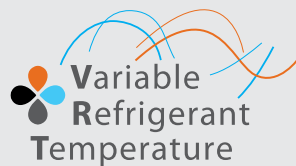
⁵Please note that a water strainer (standard accessory for the T-series, field supplied for the PC-series) is required for each condensing unit model.

⁶Application rules apply below 50°F. Please contact your local Daikin sales representative for design assistance and approval.

VRV IV S-Series

Heat Pump

208-230V



Light Commercial

The VRV IV S-series system is a highly efficient solution for small commercial buildings requiring heating and cooling of up to 9 zones. A mix of ducted and duct-free indoor units can be combined to provide individual comfort and ease of installation.

Whether you are working with space constraints or want to maximize the amount of commercial space available, the VRV IV S-series system gives you the flexibility you need. With its simple, versatile design and long piping lengths (up to 230 ft. actual piping length one way), the VRV IV S-series can accommodate practically any floor layout, enabling better use of space.

Its advanced zoning capabilities allow floor-by-floor installation so that each floor can be occupied quickly upon completion. And, because the outdoor units are lightweight and vibration-free, there's no need to reinforce floors, reducing both installation time and costs.

Daikin VRV's wide range of stylish and discreet indoor units provide configurations for every retail space, giving you the benefit of our highly efficient technology, whatever the design of your store. Wall mounted units matched to your interior meet both aesthetic and energy needs while also supporting the look and feel of your brand and preserving floor space. Slim ducted and concealed units blend almost unseen into your store, while floor standing units with small footprints preserve floor space, fitting unobtrusively into recesses or under windows.

Features and Benefits

- » Single-phase technology is perfect for light commercial and residential applications in 36,000, 48,000 and 60,000 Btu/h models.
- » Space-saving design fit in tight areas and are quick and easy to install.
- » Savings in energy use due to higher SEER and HSPF ratings when compared to VRV III-S.
- » Soft sound level operation ensures a comfortable fit in any room.
- » Single-supplier reliability. The system — factory engineered and 80% complete upon delivery — is fully optimized by Daikin, plus has self-diagnostics and one of the best warranties in the industry*.
- » Simplified equipment selection with a flexible array of indoor unit options.

* Complete warranty details available from your local Daikin manufacturer's representative or distributor or online at www.daikincomfort.com.



Retail






Restaurant



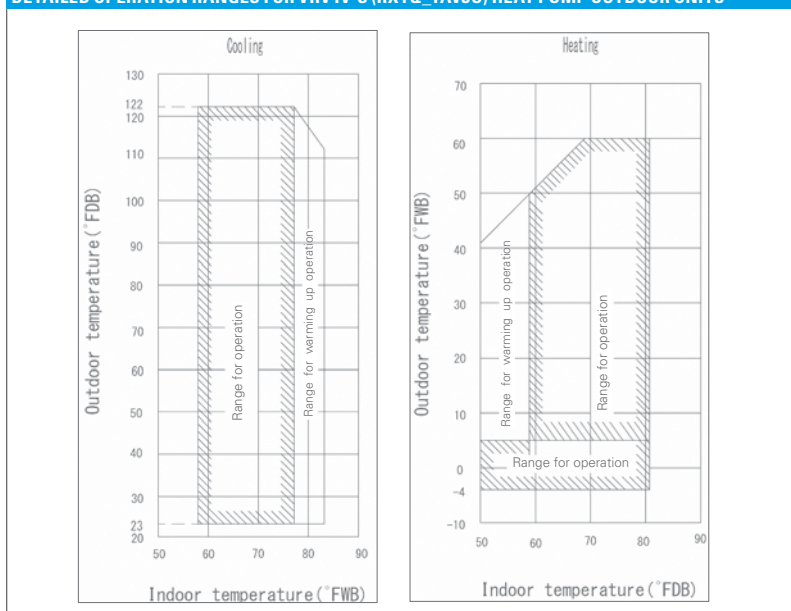
Apartments/Condos



CERTIFIED PERFORMANCE DATA									
Model Number	Indoor Units Combination	Nominal Cooling Capacity (BTU/h)	EER 95F	SEER	Nominal Heating Capacity (BTU/h)	Heating COP @ 47 °F	Low Heating Capacity (BTU/h)	Heating COP @ 17 °F	HSPF
RXTQ36TAVJ9	Non-Ducted Indoor Units	36,000	12.0	18.0	40,000	4.10	23,600	3.0	10.3
	Ducted Indoor Units	36,000	10.0	16.0	40,000	3.30	22,000	2.5	9.0
	Mixed Ducted and Non-Ducted Indoor Units	36,000	11.0	17.0	40,000	3.70	22,800	2.8	9.7
RXTQ48TAVJU	Non-Ducted Indoor Units	48,000	10.3	18.0	52,000	4.00	32,200	3.0	10.0
	Ducted Indoor Units	48,000	9.4	16.0	52,000	3.35	32,000	2.7	9.0
	Mixed Ducted and Non-Ducted Indoor Units	48,000	9.85	17.0	52,000	3.68	32,100	2.9	9.5
RXTQ60TAVJU	Non-Ducted Indoor Units	57,500	9.8	18.0	57,500	4.30	37,000	3.2	10.5
	Ducted Indoor Units	57,500	9.2	16.0	57,500	3.70	34,000	2.7	10.5
	Mixed Ducted and Non-Ducted Indoor Units	57,500	9.5	17.0	57,500	4.00	35,500	3.0	10.5

VRV IV-S SERIES					
	Model Name		RXTQ36TAVJ9	RXTQ48TAVJU	RXTQ60TAVJU
	ODU Style	Fan Type	Single Fan 	Single Fan 	Double Fan 
Performance	Nominal Cooling Capacity	BTU/h	36,000	48,000	57,500
	Nominal Heating Capacity	BTU/h	40,000	52,000	57,500
	Operation Range Cooling	°F DB	23 to 122		
	Operation Range Heating	°F WB	-4 to 60		
	Power	V/p/Hz	208-230/1/60		
	Sound Pressure Level @ 3ft	dB(A)	58		57
Refrigerant Piping	Refrigerant		R-410A		
	Refrigerant Quantity	lbs.	6.4	7.5	7.9
	Liquid Pipe (Main Line)	in.	3/8		
	Suction Gas Pipe (Main Line)	in.	5/8		3/4
	Vertical Pipe Length	ft.	98		
	Maximum vertical pipe length between IDU	ft.	33	49	
	Actual Pipe Length (Equivalent Length)	ft.	164	230	
	Total Piping Length	ft.	820	984	
Connection Ratio	Connectable Indoor Unit Ratio	%	50-130		
	Number of Indoor Units	Qty	6	8	9
Unit	Outdoor Unit Size	(HxWxD)	39 x 37 x 12-5/8	39 x 37 x 12-5/8	52-15/16 x 35-7/16 x 12-5/8
	Weight	lbs.	172	176	225
Fan	Airflow	CFM	2682		3741
	Fan Motor Output and Quantity	kW	0.20 x 1		0.070 X 2
Electrical	Maximum Over Current Protection (MOP)	A	25	35	
	Minimum Circuit Amps (MCA)	A	17	29	
	Rated Load Amps (RLA)	A	15.3	19.0	23.2
Compressor	Compressor Type	Type	Daikin Swing		
	Capacity Control	%	14-100		

DETAILED OPERATION RANGES FOR VRV IV-S (RXTQ, TAVJU) HEAT PUMP OUTDOOR UNITS



VRV IV

Installation Space

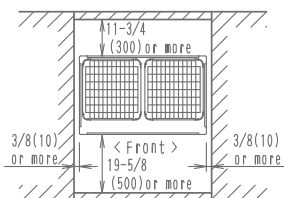
VRV IV / VRV AURORA™

Installation Space Examples

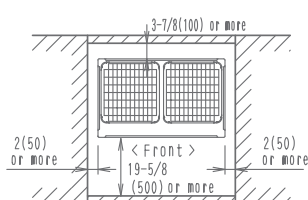
- » The installation space requirement shown in the figure is a reference for cooling.
- » During installation, install the units using the most appropriate of the patterns shown in the figure for the location in question, taking into consideration human traffic and wind.
- » If the number of units installed is more than that shown in the pattern in the figure, install the units so that there is no air short circuiting.
- » Consider the space needed for the refrigerant piping when installing the units, as determined by local codes.
- » If the space requirements in the figure do not apply, contact your contractor or Daikin directly.

For single unit installation

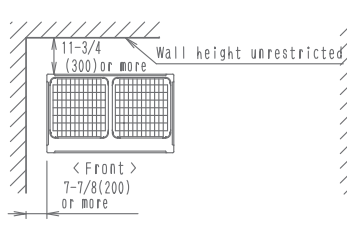
< Pattern 1 >



< Pattern 2 >

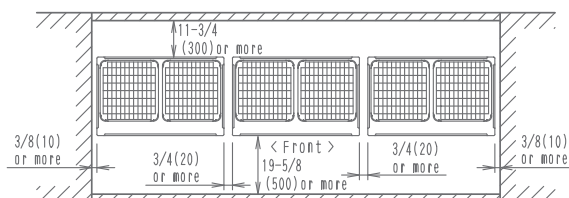


< Pattern 3 >

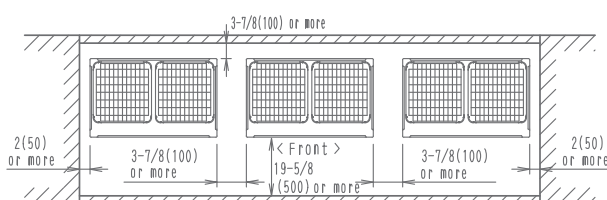


For installation in rows

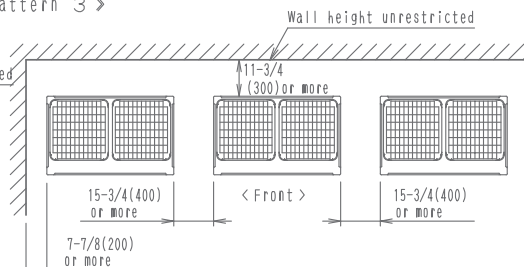
< Pattern 1 >



< Pattern 2 >

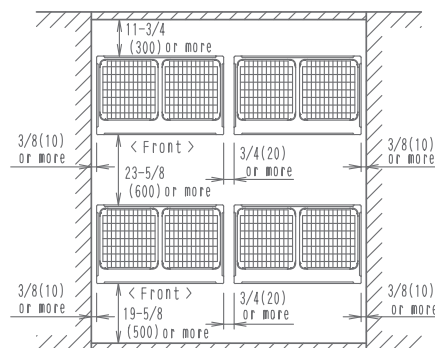


< Pattern 3 >

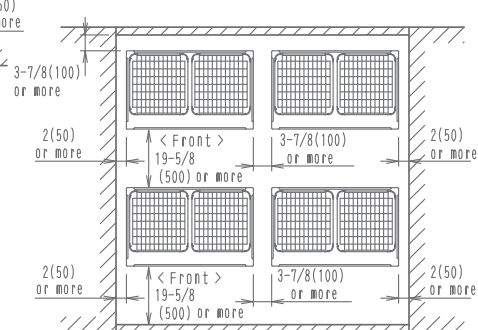


For centralized group layout

< Pattern 1 >



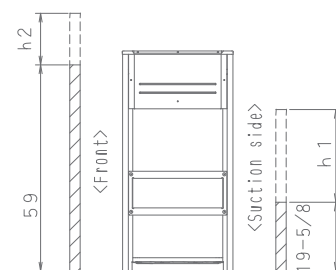
< Pattern 2 >



VRV IV / VRV AURORA™

Notes

1. Heights of walls in case of Patterns 1 and 2:
Front: 59in
Suction side: 19-5/8in
Side: Height unrestricted.
Installation space shown in this drawing is based on the cooling operation at 95°F outdoor air temperature.
When the design outdoor temperature exceeds 95°F or the load exceeds maximum ability because of much generation load of heat in all outdoor unit, take the suction-side space more broadly than the space shown in this drawing.
2. If the above wall heights are exceeded then $h_2/2$ and $h_1/2$ should be added to the front and suction side service spaces respectively as shown in the figure.
3. When installing, the units most appropriate pattern should be selected in order to obtain the best fit in the space available, always bearing in mind the need to leave enough space for a person to pass between the units and wall and for the air to circulate freely.
4. The units should be installed to leave sufficient space at the front for the field refrigerant piping work to be carried out comfortably.

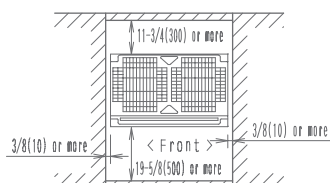


VRV III PC, VRV T-Series Water Cooled & VRV IV S-Series Installation Space

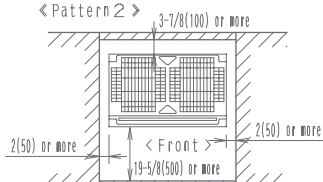
VRV III

For single unit installation

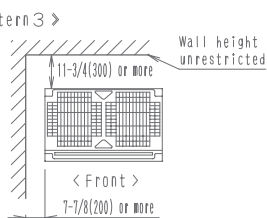
< Pattern 1 >



< Pattern 2 >

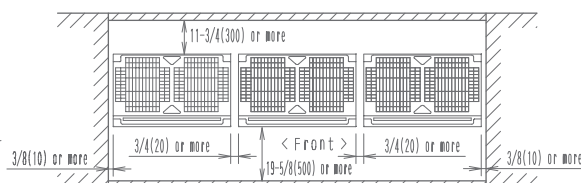


< Pattern 3 >

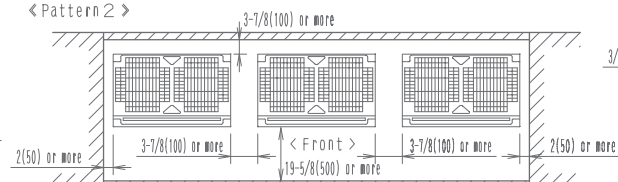


For installation in rows

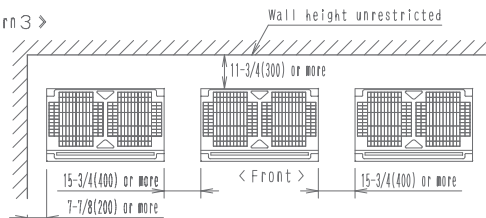
< Pattern 1 >



< Pattern 2 >

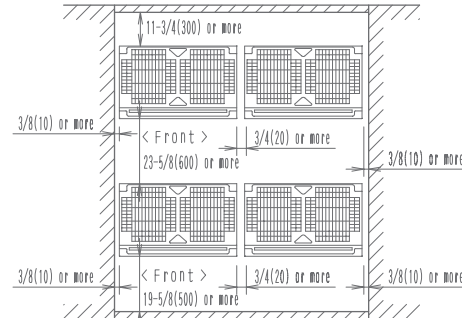


< Pattern 3 >

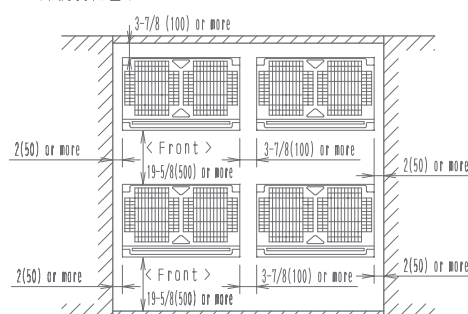


For centralized group layout

< Pattern 1 >



< Pattern 2 >



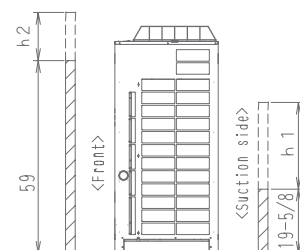
Unit : in. (mm)

Notes

- Heights of walls in case of Patterns 1 and 2:
Front: 59in.
Suction side: 19-5/8in
Side: Height unrestricted.
Installation space shown in above are based on the cooling operation at 95°FDB outdoor air temperature. The suction side space must be extended in the following case.
 - When the design outdoor temperature exceeds 95°FDB.
 - When the heat loads are large and exceed maximum operating loads for all outdoor units.
- When the wall heights exceed above, add "h2" /2 and "h1" /2 to the front and suction service

spaces respectively. (See right figure for "h2" and "h1".)

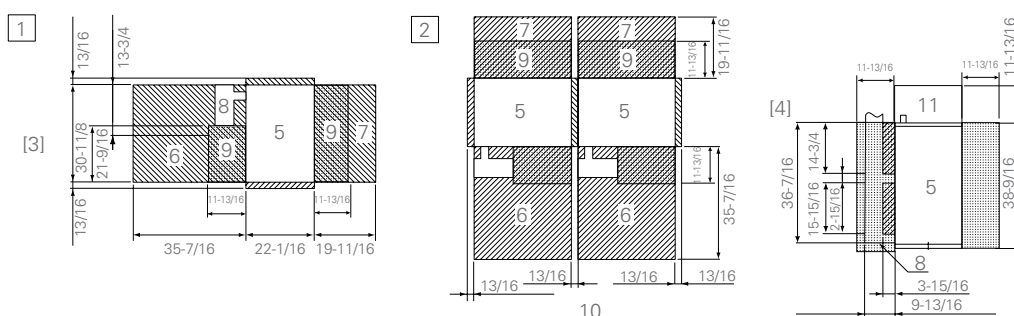
- When installing units, the most appropriate pattern from those shown above should be selected.
 - A person to pass between the units and surrounding walls.
 - The air to circulate freely.
 - The possibility of short circuiting should be evaluated when installing more units that those shown in the patterns above.
- Sufficient space should be provided in front of the units for refrigerant piping installation and servicing.



1. In case of a single installation [inch.]
2. In case of multiple unit installation [inch.]
3. Top view
4. Side view
5. Condensing unit
6. Service Space (front side)
7. Service Space (back side)
8. Space for installing water piping must be ample enough to remove the front panel.

9. Ventilation space (refer to Engineering Data Book for further details)
10. Secure spaces in the front, back, and top sides as same as the case of single installation.

11. Service space above the unit for refrigerant piping (refer to Engineering Data Book for further details)



VRV IV S-series

In case of series installation, some space between the units is needed for wiring with conduit and servicing.

1. Where there is an obstacle on the suction side:

- (a) No obstacle above

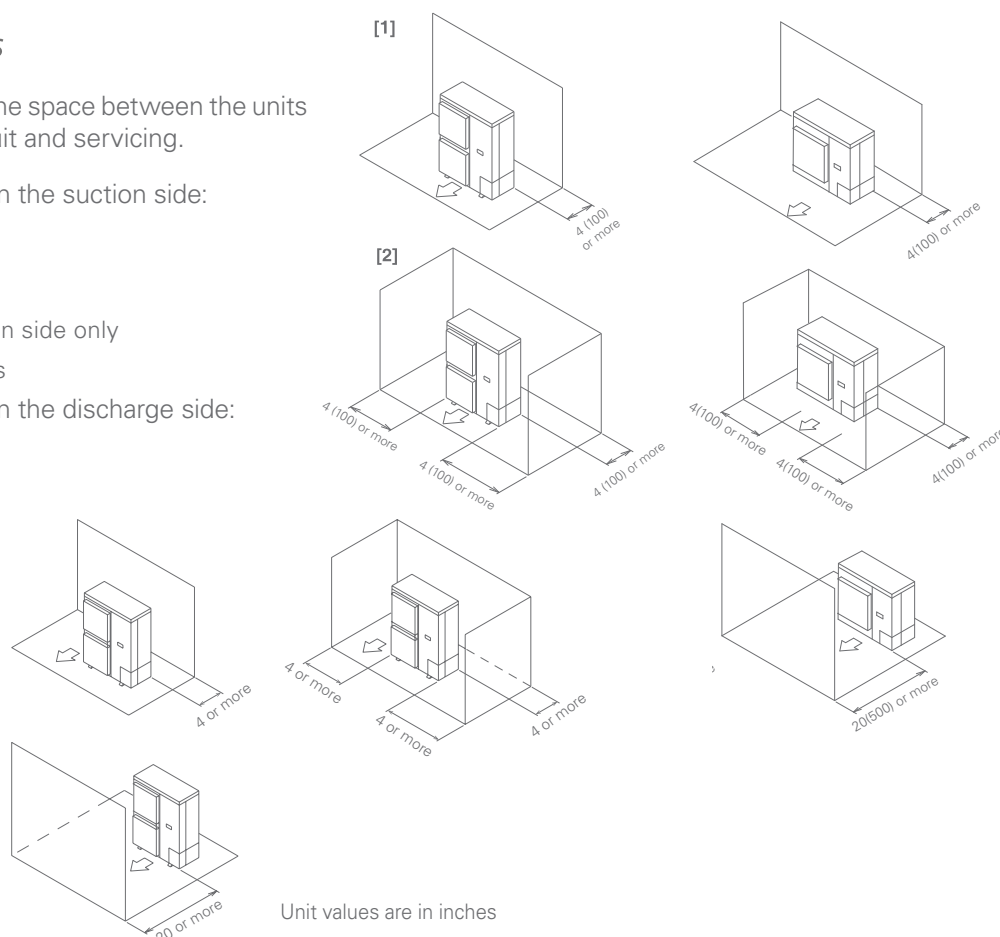
- (1) Stand alone installation

- Obstacle on the suction side only
- Obstacle on both sides

2. Where there is an obstacle on the discharge side:

- (a) No obstacle above

- (1) Stand alone installation



Unit values are in inches

VRV Accessories

Branch Selector Boxes

Branch Selector Boxes for Heat Recovery Systems

Providing flexibility and minimizing mechanical and electrical installation costs, Daikin's branch selector boxes are ideal for spaces that require individual heating and cooling control.


- » Extended range of product offerings with 1, 4, 6, 8, 10 and 12 port options
- » No drain or condensate consideration required
- » Unlimited number of unused ports per box or system
- » Reduced electrical and mechanical installation costs
- » Ultimate flexibility – Choose multi-port or single-port styles to customize your design
- » Up to 72% reduction in footprint, as compared to previous generation models
- » Up to 17% lower sound levels compared to current VRV III models
- » Up to 65% reduction in weight, as compared to previous generation models

Branch Selector Boxes Compatibility

Single-Port and Multi-Port Branch Selector Boxes BS-TVJ Series are compatible with VRV IV, VRV T-Series Water Cooled and VRV III REYQ_PC Series.



BSQ36TVJ, BSQ60TVJ,
& BSQ96TVJ Single Port



BS4Q54TVJ



BS6Q54TVJ

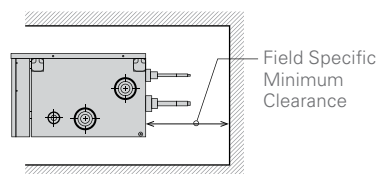
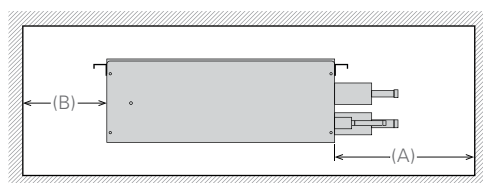


BS10Q54TVJ

Daikin's branch selector boxes are ideal for spaces that require individual heating and cooling control.

TECHNICAL DATA FOR MULTI-PORT BRANCH SELECTOR BOXES														
Model			BS4Q54TVJ		BS6Q54TVJ		BS8Q54TVJ		BS10Q54TVJ		BS12Q54TVJ			
Number of branches			4		6		8		10		12			
Maximum capacity index per branch							54							
Maximum total capacity index			144		216				290					
Maximum connectable indoor units per branch							5							
Connecting Pipes	IU	Liquid	in.	Ø1/4, Ø3/8										
		Gas	in.	Ø1/2, Ø5/8										
	IU	Liquid	in.	Ø3/8		Ø1/2			Ø5/8					
		Suction Gas	in.	Ø7/8					Ø1-1/8					
		HP/LP Gas	in.			Ø3/4			Ø1-1/8					
Electrical	Power Supply		ph/V/Hz	1/208-230/60										
	Maximum Overcurrent Protection, MOP		A	15										
	Minimum Circuit Amps, MCA		A			0.6		0.8		1		1.2		
Mass (Weight)			lbs.	49		68		73		101		106		
Dimensions (H x W x D)			in.	11-3/4 x 14-9/16 x 18-15/16		11-3/4 x 22-13/16 x 18-15/16				11-3/4 x 32-5/16 x 18-15/16				

MULTI-PORT BRANCH SELECTOR BOX INSTALLATION SPACE

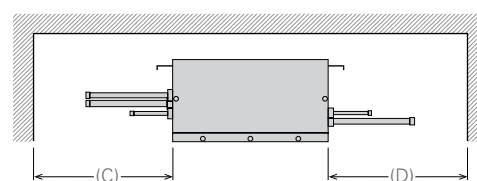
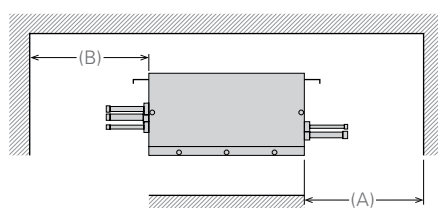
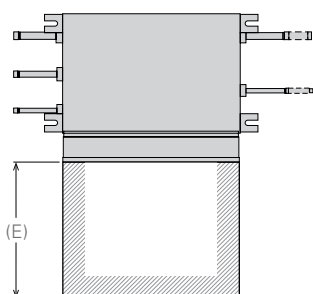


MINIMUM CLEARANCE		BS4Q54TVJ	BS6Q54TVJ	BS8Q54TVJ	BS10Q54TVJ	BS12Q54TVJ
A	in.			20		
B	in.			11-3/4		

TECHNICAL DATA FOR SINGLE-PORT BRANCH SELECTOR BOXES

Model		BSQ36TVJ		BSQ60TVJ		BSQ96TVJ	
Number of branches		1		1		1	
Maximum capacity index		36		60		96	
Maximum connectable indoor units		4		8		8	
Connecting Pipes	IU	Liquid	in.	Ø3/8			
		Gas	in.	Ø5/8			Ø7/8
	IU	Liquid	in.	Ø3/8			
		Suction Gas	in.	Ø5/8			Ø7/8
		HP/LP Gas	in.	Ø1/2			Ø3/4
Electrical	Power Supply		ph/V/Hz	1/208-230/60			
	Maximum Overcurrent Protection, MOP		A	15			
	Minimum Circuit Amps, MCA		A	0.1			
Mass (Weight)		lbs.	27	27	33		
Dimensions (H x W x D)		in.	8-1/8 x 15-1/4 x 12-13/16				

SINGLE-PORT BRANCH SELECTOR BOX INSTALLATION SPACE



MINIMUM CLEARANCE		BSQ36TVJ	BSQ60TVJ	BSQ96TVJ
A	in.	10	10	12
B	in.	10	10	12
C	in.	-	13-3/4	15-3/4
D	in.	12	13-3/4	15-3/4
E	in.	12	12	11-13/16

For additional technical information and all equipment installation and application limitations please refer to the specific Engineering Data Books.

VRV Accessories

REFNET Pipe Joints

REFNET

REFNET joints distribute correct flow of refrigerant in every branch of the piping network.



REFNET Joint



REFNET Header

VRV IV Heat Pump

OPTIONAL ACCESSORIES		RXYQ72T RXYQ96T	RXYQ120T RXYQ144T RXYQ168T	RXYQ192T RXYQ216T RXYQ240T RXYQ264T RXYQ288T RXYQ312T RXYQ336T	RXYQ360T RXYQ384T RXYQ408T
Distributed piping	REFNET header	KHRP26M22H (max. 4 branch) KHRP26M33H (max. 8 branch)	KHRP26M22H (max. 4 branch) KHRP26M33H (max. 8 branch) KHRP26M72H (max. 8 branch)	KHRP26M22H (max. 4 branch) KHRP26M33H (max. 8 branch) KHRP26M72H (max. 8 branch) KHRP26M73H (max. 8 branch)	
	REFNET joint	KHRP26A22T KHRP26A33T	KHRP26A22T KHRP26A33T KHRP26M72TU	KHRP26A22T KHRP26A33T KHRP26M72TU KHRP26M73TU	
Outdoor unit multi connection piping kit		—		BHFP22P100U	BHFP22P151U

VRV IV Heat Recovery / VRV AURORA™ Heat Recovery

OPTIONAL ACCESSORIES		REYQ72T REYQ96T	RELQ72T RELQ96T	REYQ120T REYQ144T REYQ168T	RELQ120T	REYQ192T REYQ216T REYQ240T REYQ264T REYQ288T REYQ312T REYQ336T	RELQ144T RELQ192T RELQ240T	REYQ360T REYQ384T REYQ408T REYQ432T REYQ456T
Distributed piping	REFNET header	KHRP25M33H9 (max. 8 branch)		KHRP25M33H9 (max. 8 branch) KHRP25M72H9 (max. 8 branch)		KHRP25M33H9 (max. 8 branch) KHRP25M72H9 (max. 8 branch) KHRP25M73H9 (max. 8 branch)		
	REFNET joint	KHRP25A22T9 KHRP25A33T9		KHRP25A22T9 KHRP25A33T9 KHRP25M72TU9		KHRP25A22T9 KHRP25A33T9 KHRP25M72TU9 KHRP25M73TU9		
Outdoor unit multi connection piping kit		—				BHFP26P100U		BHFP26P151U

VRV III PC Heat Recovery

OPTIONAL ACCESSORIES		REYQ72PC	REYQ96PC REYQ120PC REYQ144PCTJ
Distributed piping	REFNET header	KHRP25M33H9 (max. 8 branch)	KHRP25M33H9 (max. 8 branch) KHRP25M72H9 (max. 8 branch)
	REFNET joint	KHRP25A22T9 KHRP25A33T9	KHRP25A22T9 KHRP25A33T9 KHRP25M72TU9

VRV Accessories

REFNET Pipe Joints & Hail Guard Kit for VRV IV

VRV T-Series Water Cooled Heat Pump / Heat Recovery and VRV-IV-S

UNIT MODEL NUMBER		VRV T-SERIES WATER COOLED				VRV-IV-S	
		RWEQ96TATJU RWEQ96TAYDU	RWEQ120TATJU RWEQ120TAYDU	RWEQ144TATJU RWEQ144TAYDU	RWEQ192,216,240, 264,288TATJU RWEQ192,216,240, 264,288TAYDU	RWEQ312,336,360TATJU RWEQ312,336,360TAYDU	RXTQ36TAVJ9 RXTQ48TAVJU RXTQ60TAVJU
REFNET Header	Heat Pump	KHRP26M22HR (Max 4 branch) KHRP26M33H9 (Max 8 branch)	KHRP26M22H9 (Max 4 branch), KHRP26M33H9 (Max 8 branch) KHRP26M72H9 (Max 8 branch)		KHRP26M22H9 (Max 4 branch), KHRP26M33H9 (Max 8 branch) KHRP26M72H9 (Max 8 branch), KHRP26M73HU9 (Max 8 branch)		KHRP26M22H9 (Max. 4 branch) KHRP26M33H9 (Max. 8 branch)
	Heat Recovery	KHRP26M33H9 (Max 8 branch)	KHRP25M33H9 (Max 8 branch) KHRP25M72H9 (Max 8 branch)		KHRP25M33H9 (Max 8 branch), KHRP25M72H9 (Max 8 branch) KHRP25M73HU9 (Max 8 branch)		—
REFNET Joint	Heat Pump	KHRP26A22T9, KHRP26A33T9	KHRP26A22T9, KHRP26A33T9, KHRP26M72TU9		KHRP26A22T9, KHRP26A33T9, KHRP26A72UT9, KHRP26M73TU9		KHRP26A22T9
	Heat Recovery	KHRP25A22T9, KHRP25A33T9	KHRP25A22T9, KHRP25A33T9, KHRP25M72TU9		KHRP25A22T9, KHRP25A33T9, KHRP25A72TU9, KHRP25M73TU9		—
Outdoor Unit Multi Piping Connection Kit	Heat Pump	—			BHFP22T84U	BHFP22T126U	—
	Heat Recovery	—			BHFP26T84U	BHFP26T126U	—

Hail Guard Kit for VRV IV

The optional hail guard kit for VRV IV enables optimal airflow for efficient heat transfer while providing condenser coil protection from hail damage in severe climates. Each hail guard kit, that is field installed, consists of 4 panels (Right, Left, Front and Back).

KIT PART NUMBER	QTY OF KITS PER VRV IV OU MODEL					PANEL DIMENSIONS (H X W X D)			
	R_YQ72T	R_YQ96-168T	R_YQ192T	R_YQ216-336T	R_YQ360-456T	Right Panel	Left Panel	Front Panel	Front Panel
VRV4HGS-K1	1		1			45 $\frac{5}{8}$ " x 26" x 4"	45 $\frac{5}{8}$ " x 12 $\frac{7}{8}$ " x 4"	45 $\frac{5}{8}$ " x 13 $\frac{1}{4}$ " x 4"	45 $\frac{5}{8}$ " x 32 $\frac{3}{4}$ " x 4"
VRV4HGL-K1		1	1	2	3			45 $\frac{5}{8}$ " x 24" x 4"	45 $\frac{5}{8}$ " x 44 $\frac{3}{4}$ " x 4"

Service space requirements for the front, back and sides of the condensing unit must be at least 4" greater than the service space requirements provided in the condensing unit installation manual and engineering guide.

If the condensing units in multiple unit installations are installed between 0.75" and 3" maximum between units, the side hail guard panels between modules may not be required. For further separation between the modules, full kits for each module may be required.



Daikin VRV IV provides a solution for large commercial applications desiring heating or cooling.

Air Handling Kit (AHU) Integration Kit

Designed for High Efficiency

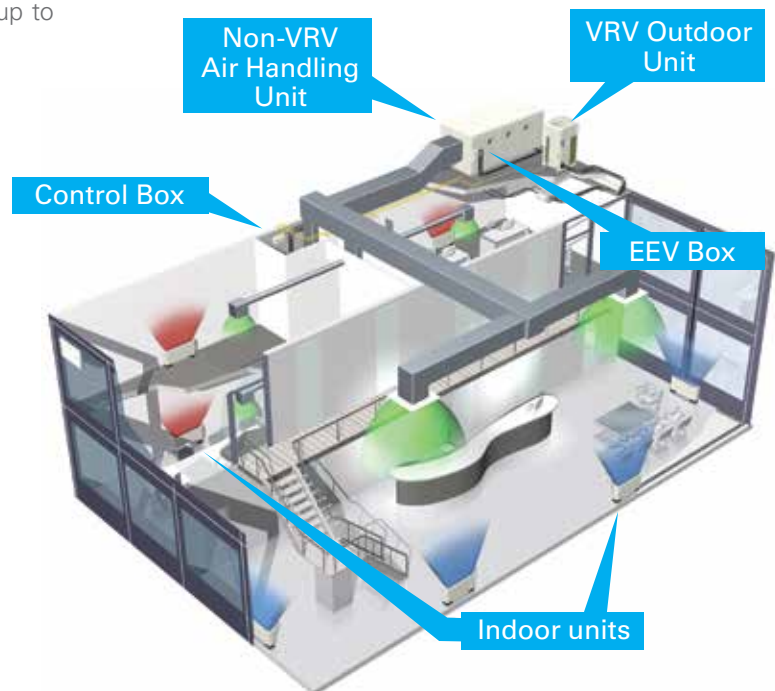

The Daikin Air Handling Unit Integration Kit enables a non-VRV Air Handling Unit to be fully integrated into a Daikin VRV system, allowing the benefits of inverter technology to extend to custom terminal units and air handling equipment.

Designed for high system efficiency, the Air Handling Unit Integration Kit offers a seamless integration and optimized design flexibility for Air Handling Units while keeping total installation and commissioning time to a minimum.

A kit consists of one Control Box and one EEV Box. Two different control methods can be used for an evaporator coil of up to 16 tons.

Features and Benefits

- » Enables non-VRV Air Handling Units to be seamlessly integrated into a Daikin VRV system
- » Integrates to VRV Heat Pump and Heat Recovery systems*
- » Daikin DIII-NET communication compatible — can be used with both Daikin iTM and NAV controller
- » Separate Control Box and EEV Box accommodates flexible installation
- » Available with two control methods:
 - EKEQMCBAV3-US (Z-Control)
 - Standard VRV indoor unit room temperature control
 - EKEQFCBAV3-US (W-Control)
 - Field supplied temperature sensor
 - Field supplied DDC controller with 0-10V capability)



* Important! For any VRV systems that utilize the AHU integration kits to perform as intended, the DX coil(s) in the non-VRV AHU unit(s) must meet the range of criteria set forth in the AHU Integration Kit Selection Guide and all associated piping and combination rules (refer to IOD-7041A and IOD-7042A), and should be installed in accordance to the installation manual provided with the EKEQ control boxes.

ELECTRONIC EXPANSION VALVE BOX SPECIFICATIONS		EKEXV50-US	EKEXV63-US	EKEXV80-US	EKEXV100-US	EKEXV125-US	EKEXV140-US	EKEXV200-US	EKEXV250-US	EKEXV400-US	EKEXV500-US
Nominal Capacity	BTU/h	18,000	24,000	30,000	36,000	48,000	60,000	72,000	96,000	144,000	192,000
AHU Heat Exchanger Cooling Capacity Range	BTU/h	17,000-21,000	21,500-26,500	27,000-34,500	34,000-42,000	42,500-52,500	53,000-60,000	60,500-84,000	84,500-105,000	120,000-169,000	170,000-210,000
AHU Heat Exchanger Heating Capacity Range	BTU/h	19,000-24,000	24,200-30,000	30,500-38,000	38,500-47,000	47,500-59,000	59,500-67,500	68,000-94,500	95,000-118,500	136,000-187,500	188,000-236,500
AHU Heat Exchanger Refrigerant Volume Range	in ³	46-100	101-126	127-161	162-201	202-251	252-281	282-402	403-503	564-804	806-1006
Power Supply	V/ph/Hz	208-230/1/60									
Weight	lbs.	6.4									
Height	in.	15-3/4									
Width	in.	8-1/2									
Depth	in.	3-1/16									
Pipe Connections	in.	1/2 x 1/4	3/8 x 5/8					3/4 x 3/8	7/8 x 3/8	1-1/8 x 1/2	1-1/8 x 5/8

* Important! For any VRV systems that utilize the AHU integration kits to perform as intended, the DX coil(s) in the non-VRV AHU unit(s) must meet the range of criteria set forth in the AHU Integration Kit Selection Guide and all associated piping and combination rules (refer to IOD-7041A and IOD-7042A), and should be installed in accordance to the installation manual provided with the EKEQ control boxes.



Features and Benefits

- » Designed for both indoor and outdoor installation
- » Equipped with refrigerant filters on both sides of the expansion valve
- » Can be mounted up to 16 ft (5m) away from the air handling unit
- » Simplified installation with inlet and outlet brazed connections
- » Wide range that covers from 1.5 ton to 16 ton
- » Same EEVs as used in standard VRV Indoor product to deliver precise refrigerant control

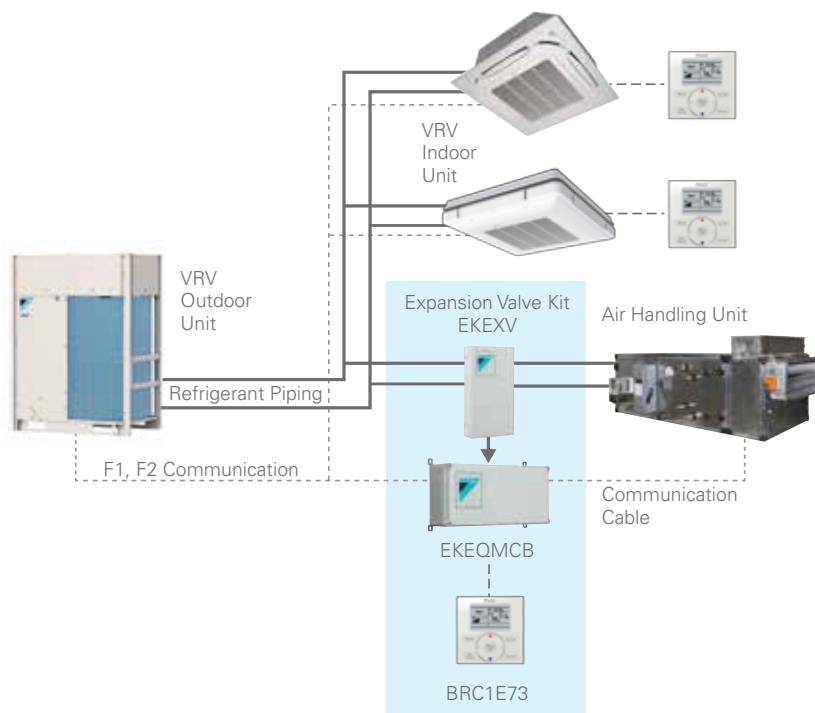
Control Box

EKE_CBAV3-US

EKEQMCBAV3 - US

For use with both Daikin VRV indoor units and custom air handling units

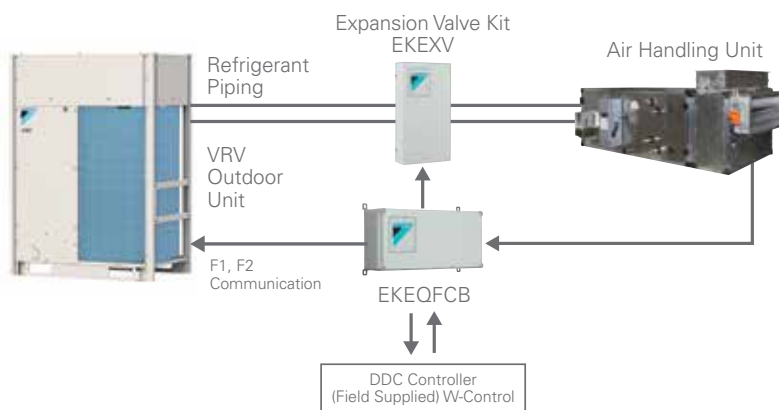
- » Allows for discharge air control
- » Seamless integration of non-VRV air handling units with VRV IV HP and HR systems
- » Enables control of the AHU as a VRV Indoor unit when integrated with a Daikin remote control
- » Connect other VRV indoor units along with the AHU to the condensing units
- » Provides remote ON/OFF option when integrated with optional KRP4A71 board
- » Designed for both indoor and outdoor installations



EKEQFCBAV3 - US

For use with custom air handling units only

- » Seamlessly integrate non-VRV air handling units with VRV IV HP
- » Best suited for applications where 1 AHU is connected to 1 VRV system only
- » Connect up to 3 integration kits per VRV system to serve a large capacity AHU
- » Unified cooling and heating mode programming
- » Enables control of AHU unit using field temperature sensor and 0-10V field supplied DDC controller
- » Allows for discharge air temperature control



Control Box

EKE_CBAV3-US (cont.)



CONTROL BOX SPECIFICATIONS		EKEQMCBAV3-US (Z-Control)	EKEQFCBAV3-US (VW-Control)
Entering Air Temperature Limits	Cooling °F	57 WB - 77 WB	95 DB/77 WB
	Heating °F	50 DB - 80 DB	Min. of 50 DB
Power Supply	V/ph/Hz	208-230/1/60	
Weight	lbs.	8	8.6
Height	in.	5-13/64	
Width	in.	15-3/4	
Depth	in.	9-3/8	
Connection Ratio		50 - 110%	90 - 110%
Max Piping Distance	EKEXV to AHU	16 ft.	16ft.
	ODU to AHU	Standard VRV outdoor unit piping limitations based on model selection apply	164 ft
Max number of IDU/system			
VRV IDU + AHU		64	Not available
AHU Only		32	1

COMPATIBILITY MATRIX	EKEQMCBAV3-US (Z-Control)	EKEQFCBAV3-US (VW-Control)
VRV IV HP (RXYQ_TATJU/TAYDU)	■	■
VRV IV HR (REYQ_TATJU/TAYDU)	■	Not available
VRV T-Series Water Cooled (RWEQ_TATJU/TAYDU)	■	■
VRV III PC (REYQ_PCTJ/PCYD)	■	Not available
VRV IV S (RXTQ_TAVJU(9)	Not available	Not available

■ Heat pump configuration only



A modern restaurant interior featuring a long, dark wooden table with black chairs. The table is set with white napkins, wine glasses, and small potted plants. The room has a high ceiling with exposed ductwork and a large window with horizontal blinds. A yellow banner is overlaid on the image.

VRV Products Ventilation

FXMQ_MFVJU

100% Outside Air Processing Unit



Outside Air
Integration Possible

Filter
Included

Concealed, Powerful, Compact, Quiet, Fresh Air Quality

This unit provides a zoned, decentralized approach to conditioning outside air. This helps to reduce ductwork and installation time while increasing efficiency and flexibility. Both outside air treatment and space conditioning can be provided from one compact, flexible and efficient VRV system. VRV indoor units and the outdoor air processing unit can be connected to the same refrigerant line, enabling enhanced design flexibility.

Features and Benefits

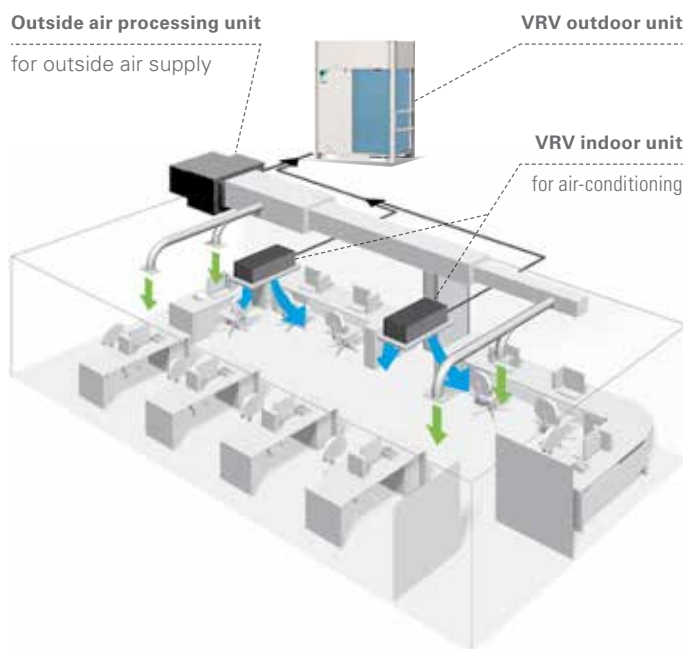
- » Available in three capacities, nominal 48, 72 and 96 MBH
- » The nominal airflow rates are 635, 988, and 1,236 CFM respectively
- » External static pressure capabilities of up to 1.03" W.G. allows for flexibility with duct work and filtration choices
- » The indoor unit is controlled to a set cooling and heating discharge air temperature allowing the flexibility to integrate with a standard Daikin VRV indoor unit or duct directly to the space
- » A low profile design of only 18.5" high reduces the required installation space and can eliminate mechanical rooms or additional structural supports associated with traditional OA systems
- » Indoor Air Quality options include MERV 8 and 13 filters and filter boxes
- » Can be connected to all North American Daikin VRV systems
- » Connects directly and seamlessly into the Daikin local and centralized controllers

Operational Characteristics

When the suction air temperature is between 66°F and 109°F, the Outside Air Processing Unit operates in cooling, and when between 23°F and 59°F, it operates in heating. The OA processing unit will work in energy saving fan only between 59°F and 66°F.

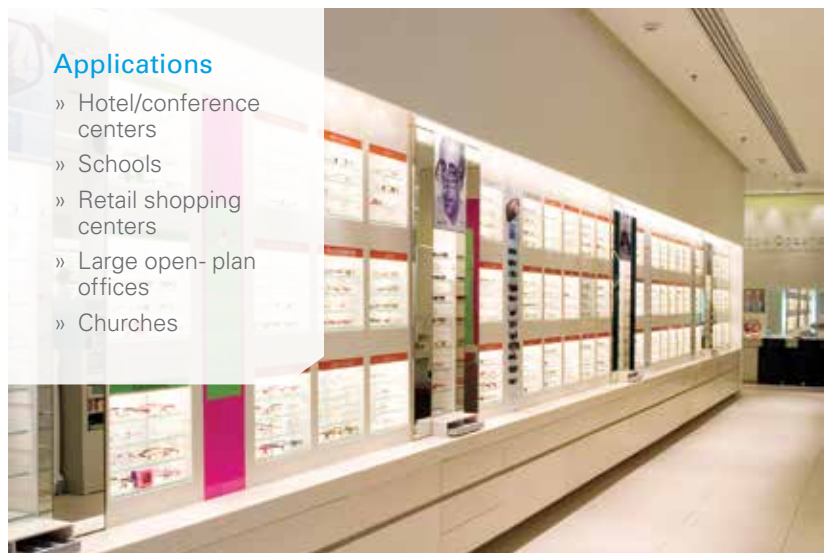


Layout example



Applications

- » Hotel/conference centers
- » Schools
- » Retail shopping centers
- » Large open-plan offices
- » Churches



FXMQ_MFVJU SPECIFICATIONS			4 TON	6 TON	8 TON
Model Name			FXMQ48MFVJU	FXMQ72MFVJU	FXMQ96MFVJU
Power Supply		V/ph/Hz	208-230/1/60		
Rated Cooling Capacity		BTU/h	48,000	72,000	96,000
Rated Heating Capacity		BTU/h	30,000	47,000	59,000
Airflow Rate		CFM	635	988	1,236
Weight		lbs.	190	271	
Height		in.	18-1/2		
Width		in.	29-1/4	54-3/8	
Depth		in.	43-5/16		
Sound Pressure		dB(A)	42	47	
External Static Pressure		in. Wg	0.88	0.96	1.03
Pipe Connections	Gas	in.	5/8	3/4	7/8
	Liquid	in.	3/8		
Protection Devices			Fuse		
			Fan Motor Thermal Protector		
External Finish			Galvanized Steel Plate		
Operating Range - Cooling		°F	66 DB/59 WB - 109 DB/90 WB		
Operating Range - Heating		°F	23 DB to 59 DB		
Discharge Air Temp. - Cooling		°F	55-77		
Discharge Air Temp. - Heating		°F	64-86		

Nominal Conditions:

Cooling Mode

Discharge Set Temperature: 64 °F DB
 Outdoor: 91 °F DB, 82 °F WB (68% RH)
 Pipe Length: 25 ft.
 Level Difference: 0 ft.

Heating Mode

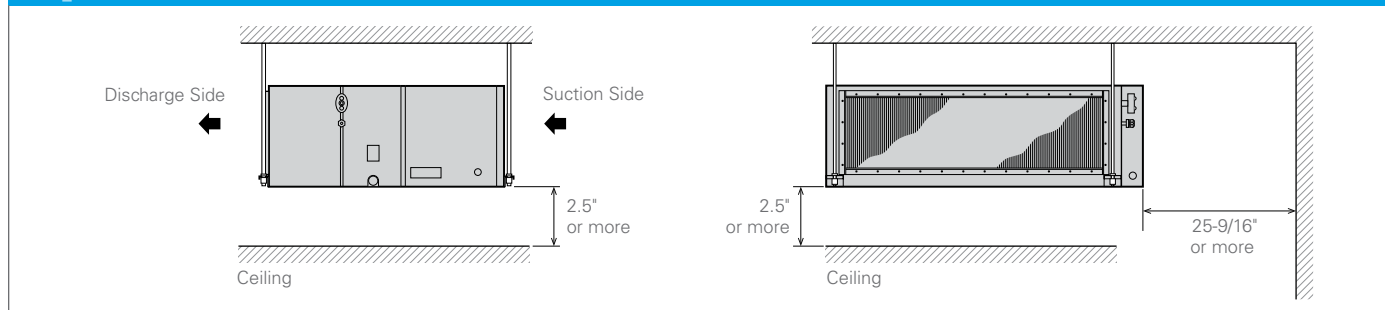
Discharge Set Temperature: 77 °F DB
 Outdoor: 32 °F DB, 27 °F WB (50% RH)
 Pipe Length: 25 ft.
 Level Difference: 0 ft.

Note: Specifications are subject to change without notice.

FXMQ_MFVJU ACCESSORIES

Model Name	FXMQ48MFVJU	FXMQ72MFVJU	FXMQ96MFVJU
Navigation Remote Controller		BRC1E73	
Wireless Remote Controller		BRC4C82	
Remote Sensor Kit		KRCS01-1B	
Wiring Adapter PCB (interface with aux/primary heater, humidifier, OA damper/fan)		KRP1C74	
Group Control Adapter PCB (connects to external BMS)		KRP4A71	
High Efficiency Filter Kit (MERV 13)	DACA-MQ48F131K		DACA-MQ96F131K
High Efficiency Filter Kit (MERV 8)	DACA-MQ48F-8-1K		DACA-MQ96F-8-1K

FXMQ_MFVJU INSTALLATION SPACE



VAM_GVJU

Energy Recovery Ventilator



Outside Air
Integration Possible


Energy Efficient, Logical, Compact

This Energy Recovery Ventilator is designed to maintain good indoor air quality by providing sufficient levels of outside air and recover waste heat from exhaust air leaving the conditioned zone. It is also fully compatible with Daikin's DIII-NET communications.

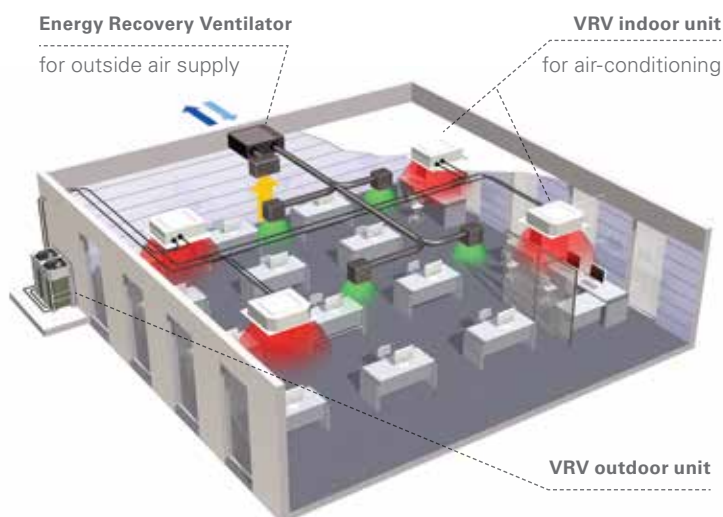
Features and Benefits

- » Provides energy saving heat recovery ventilation via a heat exchanger with temperature and enthalpy recovery efficiency
- » 0-4% return cross leakage rating
- » Superior performance with a high efficiency fan and the capability for use in a wide range of climates
- » (5 to 122°FDB and 80% RH or less)
- » Integrated functions such as independent operation, third party equipment interlocking and automatic night purge to reduce cooling loads and increase energy savings
- » Interlocked simultaneous operation with VRV indoor units
- » Pre-cooling/heating control function to delay the start of ventilation during air conditioner start-up for higher energy savings
- » Supply and exhaust fresh-up operation modes to help control pressure within a space
- » Filter sign and display reset notifies when filter changes are required
- » Temperature recovery efficiency up to 74%
- » Enthalpy recovery efficiency up to 65%
- » ESP as high as 0.76 "W.G.
- » Sound levels as low as 25.5 dB(A) for sound sensitive installation locations

Heat exchanger with high temperature and enthalpy efficiency

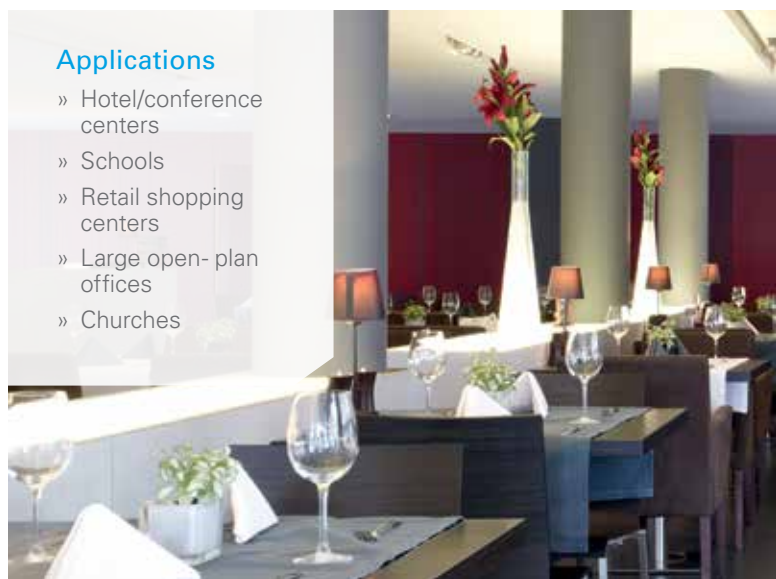


Layout example



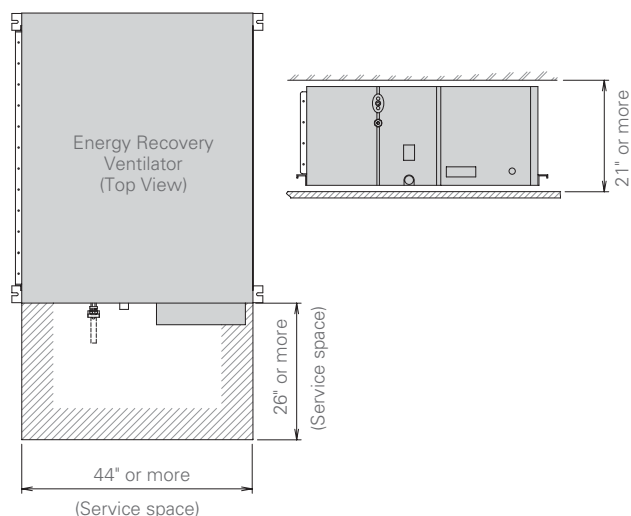
Applications

- » Hotel/conference centers
- » Schools
- » Retail shopping centers
- » Large open-plan offices
- » Churches



VAM SPECIFICATIONS							
Model Name		Airflow		VAM300GVJU	VAM470GVJU	VAM600GVJU	VAM1200GVJU
Temperature Recovery Efficiency Percentage	Cooling	100	%	65	68	72	
		75	%	70	72	74	
	Heating	100	%	65	66	70	
		75	%	69		73	
Enthalpy Recovery Efficiency Percentage	Cooling	100	%	40	45	49	
		75	%	48	50	52	
	Heating	100	%	57	59	60	
		75	%	63	65	63	
Power Supply			V/ph/Hz	208-230/1/60			
Airflow Rate (H/M/L)	Heat Exchange Mode		CFM	300/300/170	470/470/390	600/600/500	1,200/1,200/930
	Bypass Mode			300/300/170	470/470/390	600/600/500	1,200/1,200/930
Weight			lbs.	71	121	148	346
Height			in.	12-1/16	15-1/4	15-1/4	30-7/8
Width			in.	34-5/8	43-11/16		63-3/4
Depth			in.	31-1/2	32-3/4	47-13/16	
Sound Pressure (H/M/L)			dB(A)	37/33.5/25.5	42/38.5/35	42.5/39/36	44.5/41.5/38.5
External Static Pressure (H/M/L)			in. Wg	0.64/0.26/0.16	0.73/0.39/0.33	0.76/0.34/0.32	0.56/0.24/0.16
External Finish				Galvanized Steel Plate			
Insulation Material				Self-Extinguishing Urethane Foam			
Connection Duct Diameter			in.	8	10		14
Ambient Conditions			A	5°F ~ 122°FDB 80% RH or less			

VAM-GVJU INSTALLATION EXAMPLE



DVS Dedicated Outside Air System Air Handling Unit Outdoor-Mounted AHU

Seamless Integration with VRV Systems

Daikin DVS Dedicated Outside Air System (DVS - DOAS AHU) is designed for seamless integration with VRV air cooled heat recovery outdoor units and controls to provide conditioning of 100% outside ventilation air.

Models, with nominal 1,000, 2,000 and 3,000 CFM air flow rates, can be configured with pre-treatment, cooling, reheat and heating components to be applied to a wide variety of commercial applications desiring the advanced features that VRV offers.

Features and Benefits

- » Designed to condition outside air so the comfort system can operate to meet the internal loads while the DVS DOAS AHU's for VRV Systems conditions the outside air and can also deliver neutral air to the space
- » Energy Recovery Wheel section can reduce the mechanical cooling capacity of the system compared to a system without the ERW section
- » Auxiliary heat available in modulating gas heat, SCR controlled electric heat or hot water
- » DVS DOAS AHU's can be integrated into the same intelligent Touch Manager (iTM) as the comfort cooling and heating VRV system
- » Piping connections between the DVS DOAS AHU's and the VRV outdoor units can be made outside
- » Air flow ranges from 670 to 4,000 cfm allow for flexibility in design



DVS DEDICATED OUTSIDE AIR				
Model Name		DVSV05 with ERW	DVSV10 with ERW	DVSV12 with ERW
Nominal Air Flow	CFM	1,000	2,000	3,000
Nominal (Minimum-Maximum)		(670 - 1,350)	(1,600 - 2,650)	(2,000 - 4,000)
Nominal Cooling Capacity	BTU/h	41,000	73,000	127,000
Dimensions ¹ * (L x W x H)	in.	103 x 71 x 41	133 x 75 x 57	
Weight ¹	lbs.	1,287	2,266	2,371
Electrical		3-Phase 208V, 3-phase 230V or 3-Phase 460V		
Refrigerant		Type	R410A	
Auxiliary heater	Gas furnace	MBH	80 / 120 / 160	200 / 300 / 400
	Electric heater (kW)	kW	6 / 12 / 18 / 30	30 / 6 / 54

¹Weights, dimensions and performance of units are subject to change and will vary based on the components and options that are applied for specific applications. Nominal conditions: Entering air temperature 95°F DBT / 78°F WBT; 55°F leaving air temperature DX coil; 70°F discharge air temperature.

VRV Products Controls






Individual Controllers

REMOTE CONTROLLER COMPATIBILITY WITH VRV INDOOR UNITS

	FXFQ_TV	FXZQ	FXUQ	FXDQ	FXMQ	FXHQ	FXAQ	FXL(N)Q	FXTQ	FXEQ
Navigation remote controller (Wired remote controller)	●	●	●	●	●	●	●	●	●	●
Wireless remote controller (Installed type signal receiver unit)		●				●	●			
Wireless remote controller (Separate type signal receiver unit)				●	●			●		
Simplified remote controller	●	●	●	●	●	●	●	●	●	●

● No louver control function

INDIVIDUAL CONTROL CAPABILITIES

System Capabilities	Daikin Controls Options		
	 BRC1E73 Navigation Remote Controller	 BRC2A71 Simplified Wired Remote Controller	 Wireless Remote Controller (model depends on unit)
Communications	2 Wire / DIII-Net	2 Wire / DIII-Net	Infrared
°F/°C Selector	●	°F only	°F only
Backlit LCD display	●		
Room temperature display	●		
Schedule and setback capabilities (with Time and Date display)	●		
User restriction options	●		
On/Off, Operation mode, Setpoint, Fan speed	●	●	●
Louver position adjustment	●		●
Reports system malfunctions	●	●	●
Space temperature sensor	●		
Simultaneous operation with Daikin multi-zone controllers	●	●	●
Simultaneous operation with BACnet® and LonWorks®	●	●	●
Group control capacity	Up to 16 indoor units	Up to 16 indoor units	Up to 16 indoor units

BRC1E73 - Navigation™ Remote Controller

The Navigation Remote Controller has been enhanced to meet the configuration requirements of Daikin's VRV indoor units. The BRC1E73 provides all the great features and options the market requires. The configurable display and operation buttons will provide as much or as little control as the project requires.



Features and Benefits

» Basic Operation

- On/Off, operation mode, setpoint
- Up to 5 fan speeds selectable (enhanced)
- Airflow direction (enhanced)
- Individual louver airflow direction
- Dual airflow
- Auto-draft prevention (prevents air blowing directly on occupants)

» Function

- Configurable display — Detailed, Standard, and Simple
- Dual or single cool and heat setpoints for occupied periods
- Independent setback setpoints for unoccupied periods
- Automatic Setback by occupancy sensor
- Automatic Off by occupancy sensor
- Unwanted buttons/operation modes can be disabled
- Setpoint range limitation
- Individual button prohibits/lockout
- Auto-changeover for Heat Recovery and Heat Pump systems with dual or single setpoints
- Control Self-cleaning filter panel functions
- Automatic adjustment for Daylight Savings Time (DST) (enhanced)
- Built in 7, 5+2, 5+1+1, and 1 (everyday) schedule with up to 5 actions per day with independent cooling, heating and setback setpoints

BRC2A71 - Simplified Remote Controller

- » Economical controls solution
- » Suitable for use in hotels rooms, hallways, reception areas and conference rooms
- » Features
 - On/Off
 - Operation mode
 - Single setpoint
 - Fan speed adjustment
 - Can be used with the optional remote temperature sensor for sensing room temperature



Simplified remote controller

BRC4C82/BRC7E818/BRC7E83/BRC7E830 - Wireless Remote Controller

- » The same operation modes and settings as with wired remote controllers are possible.
- » Features
 - On/Off
 - Operation mode
 - Single setpoint
 - Fan speed adjustment
 - Louver position adjustment
 - Reports system malfunctions
- » A compact signal receiver unit (separate type) to be mounted into a wall or ceiling is included.
 - The Ceiling Suspended and Wall Mount indoor units use signal receivers that are mounted in the indoor unit.



Wireless remote controller



Signal receiver unit (separate type)

Wireless remote controller and signal receiver unit are sold as a set.

DCS302C71 - Central Remote Controller

Maximum 64 groups (zones) of indoor units can be controlled individually.

- » Maximum 64 groups (128 indoor units) controllable
- » Maximum 128 groups (128 indoor units) are controllable by using 2 Central Remote Controllers, which can control from 2 different places.
- » Zone control
- » Malfunction code display
- » Maximum wiring length 3280 ft. (Total: 6560 ft.)



- » Connectable with Unified ON/OFF Controller, Schedule Timer and BMS system
- » Airflow volume and direction can be controlled individually for indoor units in each group operation.
- » Ventilation volume and mode can be controlled for Energy Recovery Ventilator.
- » Up to 4 ON/OFF pairs can be set per day by connecting a schedule timer.

DCS301C71 - Unified On/Off Controller

Maximum 16 groups of indoor units can be operated simultaneously/individually.

- » Maximum 16 groups (128 indoor units) controllable
- » Operating status indication (Normal operation, Alarm)
- » Centralized control indication
- » Maximum wiring length 3280 ft. (total: 6560 ft.)
- » Compact size casing (thickness: 0.63in)
- » Connectable with Central Remote Controller, Schedule Timer and BMS system



DST301BA61 - Schedule Timer

Maximum 128 indoor units can be operated by programmed schedule.

- » Maximum 128 indoor units controllable
- » When used in combination with a Central Remote Controller, a maximum of 8 weekly schedule patterns can be set, while the Central Remote Controller can be used to select desired zones. Up to 2 ON/OFF pairs can be set per day.
- » Maximum 48 hours back up power supply
- » Maximum wiring length 3280 ft. (total: 6560 ft.)
- » Compact size casing (thickness: 0.63in)
- » Connectable with Central Remote Controller, Unified ON/OFF controller and BMS system



Advanced Multi-Zone Controllers

DCS601C71 – intelligent Touch Controller™ (iTC)

Centralized and Advanced VRV Control

Up to 64 Indoor Unit Groups (128 actual Indoor Units) can be monitored and controlled with individual Cool and Heat Setpoints, Setpoint Range Limitation, Setback Setpoints, and Auto changeover to meet your expectations and project requirements. Up to 128 Indoor Unit Groups (256 actual Indoor Units) can be monitored and controlled with the addition of the Optional DIII-Net Plus Adapter (DCS601A72).

Ancillary Equipment Control

Integrates and/or interlocks sensors, switches, dampers, fans, pumps, and lighting with Daikin Indoor Units.

Web Access and Alert E-mail

Allows daily remote monitoring and control with the Web/E-mail Software option that can be accessed via the facility's Local Area Network or your Internet connection. Sends Error E-mail to mobile devices with the optional Web/E-mail Software option (DCS004A71).

Tenant Billing

Determines energy consumption of shared condensing units based upon tenant (Indoor Unit) demand using the PPD Software option (DCS002A71).

Features

- » Color LCD touch panel icon display
- » Simplified engineering
- » Multi language (English, French, Italian, German, Spanish)
- » Yearly schedule
- » Independent dual or single setpoints for occupied and setback operation
- » Auto heat/cool changeover
- » Enhanced history function
- » Simple Interlock Function
- » Doubling of number of connectable indoor units by adding a DIII-NET Plus Adapter (option)

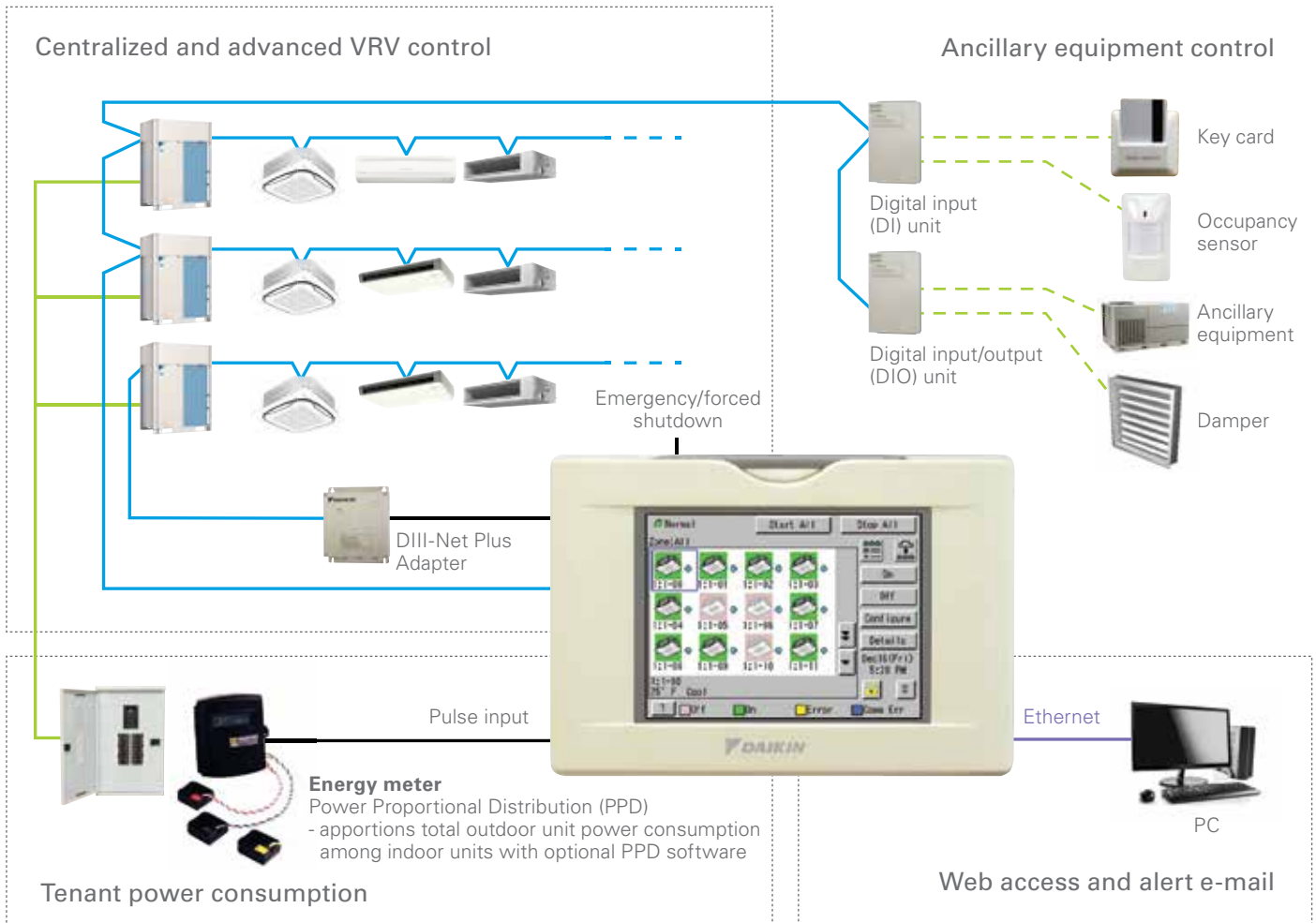


intelligent touch Controller

Functions

- » Advanced Zone Level Control
 - Add advanced temperature control functions from a single multi-zone controller
- » Independent Cool, Heat, and Setback Setpoints
- » Advanced Auto changeover
 - Applicable to both VRV Heat Pump and Heat Recovery systems
 - Fixed, Individual, and Average methods
- » Scheduling (7 day, Weekday-Weekend, Weekday-Saturday-Sunday)
- » Centralized Control with three different view styles
- » Setpoint Range Limit
- » Simple interlock
- » PPD (tenant billing option) (DCS002A71)
- » Web server/alarm email (DCS004A71)
- » HTTP interface (option) (DCS007A51)





Advanced Multi-Zone Controllers (cont.)

DCM601A71 - intelligent Touch Manager™ (iTM)

The intelligent Touch Manager (iTM) is an advanced multi-zone controller that provides the most cost-effective way to control and monitor the Daikin VRV system.

Centralized and Advanced VRV Control

Up to 64 Indoor Unit Groups (128 actual Indoor Units) can be monitored and controlled with individual Cool and Heat Setpoints, Setpoint Range Limitation, Setback Setpoints, and Auto changeover to meet your expectations and project requirements. Up to 512 Indoor Unit Groups (1024 actual Indoor Units) can be monitored and controlled with the addition of up to 7 optional iTM Plus Adapters. (DCS601A72)

Ancillary Equipment Control

Integrates and/or interlocks sensors, switches, dampers, fans, pumps, and lighting with Daikin Indoor Units.

Web Access and Alert E-mail

Allows daily remote monitoring and control with the Web/E-mail function that can be accessed via the facility's Local Area Network or your Internet connection. Sends Error E-mail to mobile devices with the Web/E-mail function.

Tenant Billing

Determines energy consumption of shared condensing units based upon tenant (Indoor Unit) demand using the PPD Software option (DCM002A71).

Features

- » 10.4" LCD touch screen, USB drive
- » Advanced, scalable and cost-effective management system
 - Up to 650 points (max 512 indoor unit groups (1024 indoor units))
 - Floor plan layout view

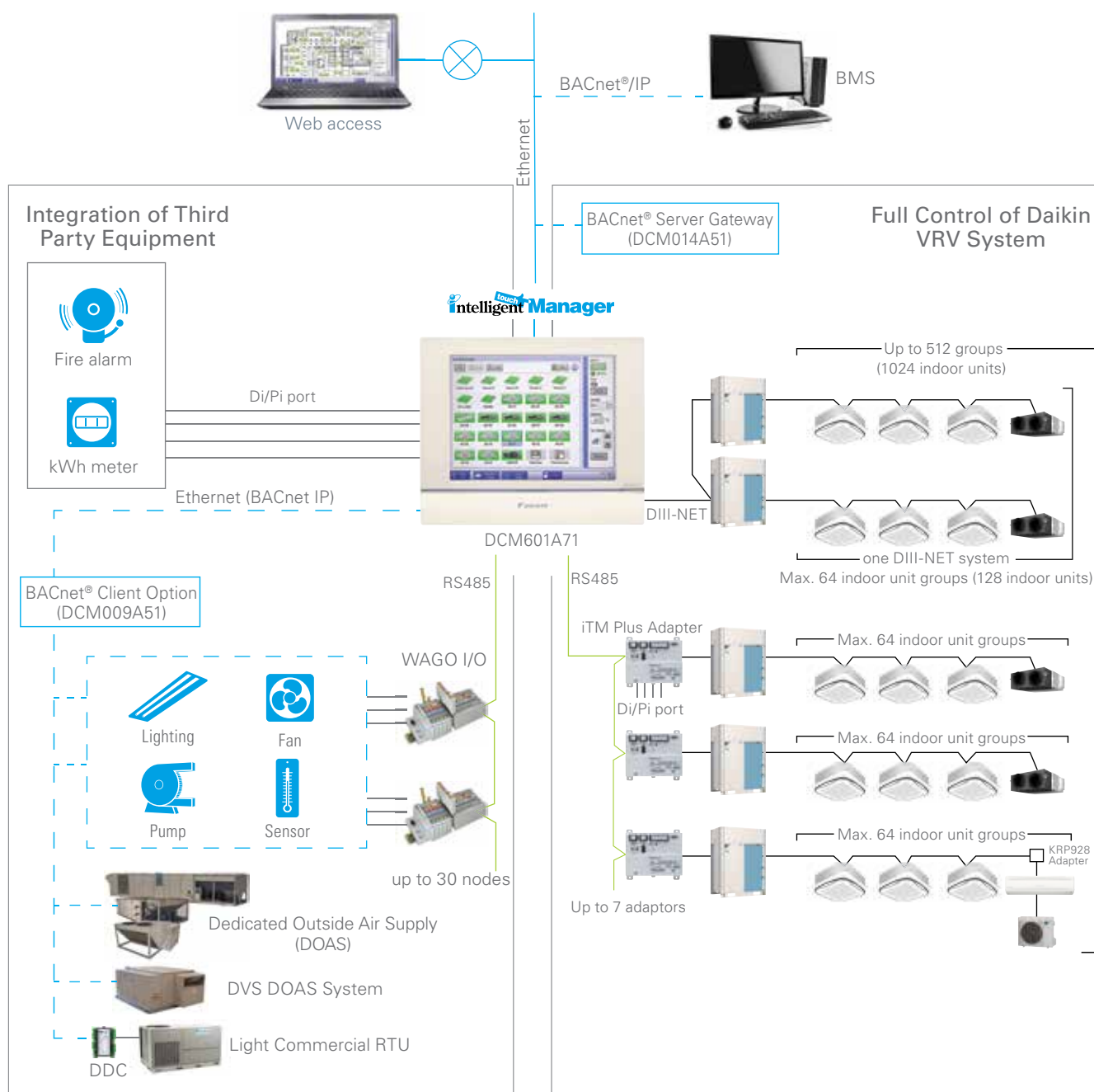
Functions

- » Dual setpoints or Single setpoint in Occ or Setback in Unocc
- » Setpoint Range Limitation
- » Scheduling (7 day, Weekday-Weekend, Weekday-Saturday-Sunday, Everyday)
- » Optimum Start and Timed Override



intelligent Touch Manager

- » Advanced Auto changeover
 - Applicable to both VRV Heat Pump and Heat Recovery systems
 - Fixed, Individual, Average and Vote methods
- » Web Accessibility and Alert Email (standardized)
 - All screen views and configuration menus can be accessed through Web
- » WAGO I/O
 - Monitor and control 3rd party equipment with DI, DO, AI and AO signals
 - Up to 512 management points
 - Interlock function with indoor units and ancillary equipment
- » Power Proportional Distribution Option (DCM002A71)
 - Calculates apportionment of outdoor unit's total power consumption to individual units on the system
- » iTM BACnet® Client Option (DCM009A51)
 - Enabling the BACnet Client option allows the iTM to use the BACnet IP protocol
 - Allows for full monitoring and control of 3rd party BACnet capable equipment
 - Up to 512 BACnet management points
- » iTM BACnet Server Gateway Option (DCM014A51)
 - Provides functionality to monitor and control indoor units (up to 128 indoor units groups) by a BMS via BACnet/IP.
 - Virtual router function embedded that enables individual and configurable Device IDs for each indoor unit group.



External Equipment Control

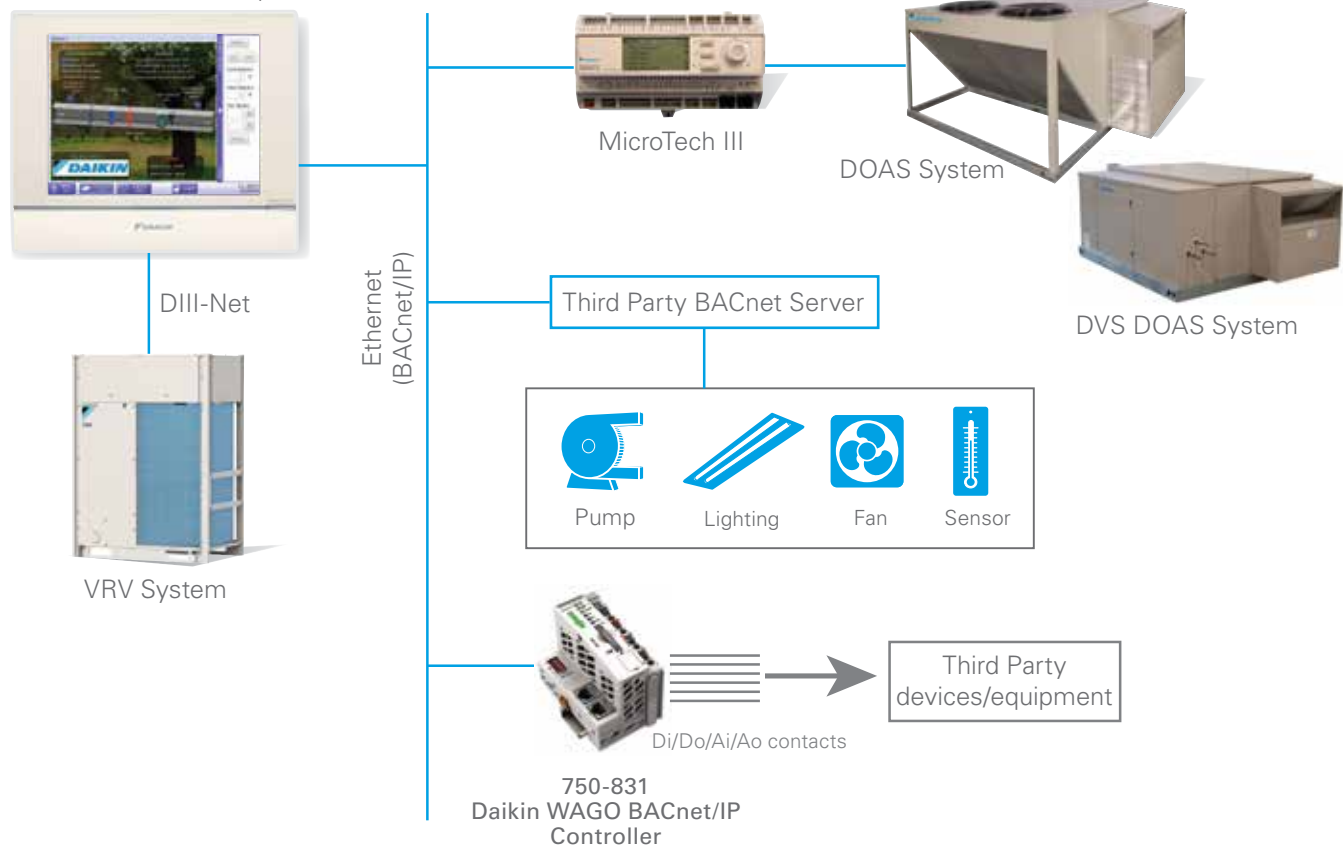
DCM009A51 - iTM BACnet® Client Option

The iTM offers an advanced and cost-effective solution for Building Management Systems (BMS) applications. The iTM BACnet Client Option (DCM009A51) provides more flexibility to enhance the iTM's function as a mini BMS. With this option, the iTM is able to manage DOAS systems and other third party equipment through the BACnet/IP protocol. By registering equipment connected to a BACnet server as management points in the iTM, you can now monitor and control the equipment via the iTM.

Features

- » Cost-effective BMS solution
- » Direct connection on iTM using the BACnet/IP Protocol
- » Integrated control on Daikin VRV system and Daikin Applied System
- » Monitors and controls third party equipment
- » Easy commissioning with pre-engineering Preset Tool
- » Easy monitoring with preconfigured GUI

Intelligent Manager
with BACnet® Client Option



Object Types

- » Analog Input, Analog Output, Analog Value
- » Binary Input, Binary Output, Binary Value
- » Multi-State Input, Multi-State Output, Multi-State Value

Applications

- » Simple I/O: Sensor, Pump, Light, Fan
- » Multi-State Objects: AHU, Alarm, Elevator
- » The iTM can integrate with the WAGO BACnet/IP Controller (750-831) using the BACnet Client Server Option

750-831 - Daikin WAGO BACnet®/IP Controller

The Daikin WAGO BACnet/IP Controller (750-831) is a programmable controller that connects the WAGO I/O system to the BACnet protocol. This controller provides the three following functionalities:

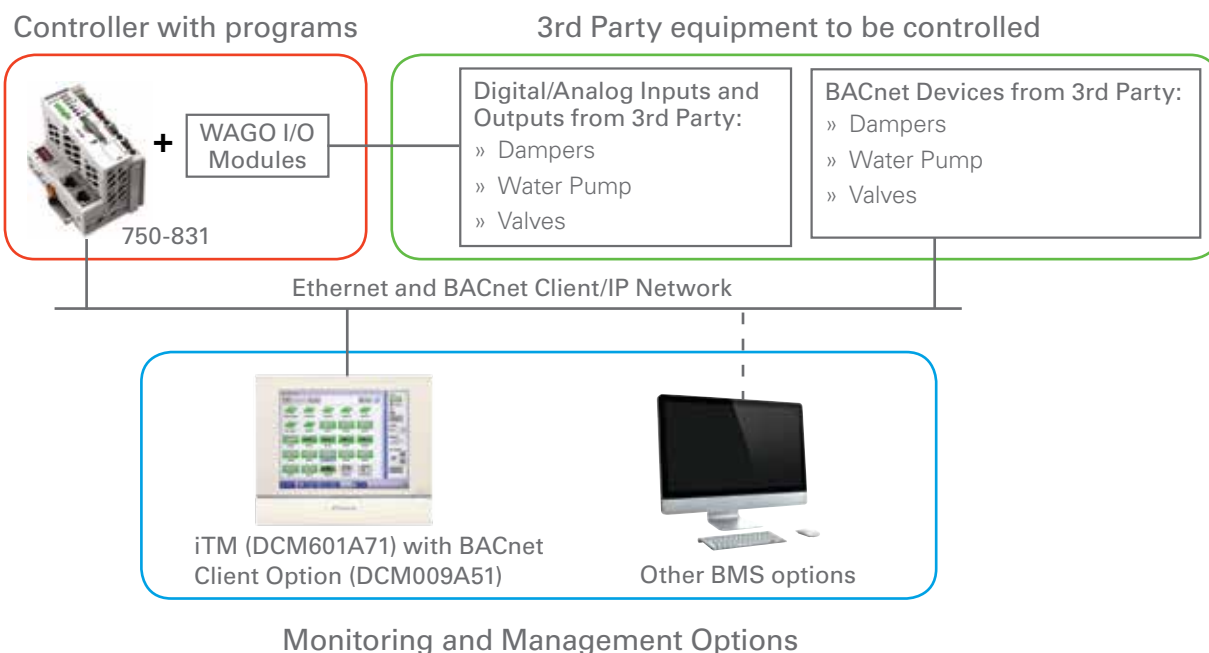
- » Native server: BACnet objects are generated automatically for the DI, DO, AI, AO modules that are connected to the controller.
- » Application server: Other supported BACnet objects can be created via programming and made available to a BACnet network.
- » Application client: Using the client functionality, BACnet objects and the properties of the external equipment can be accessed.



750-831
Daikin WAGO BACnet/IP
Controller

Daikin's VRV Marketing Controls Group will provide customizable programming (programming and commission fees apply) for applications where external equipment control is needed. The following application programs are now available:

- » Water Cooled VRV Valve Control: Valve control for water cooled VRV project
- » Ambient Enclosure Heater Control: Damper and auxiliary heater control for outdoor unit dog house projects in cold climate
- » Trending: Trending Client for VRV
- » Custom programming available to fit individual project needs

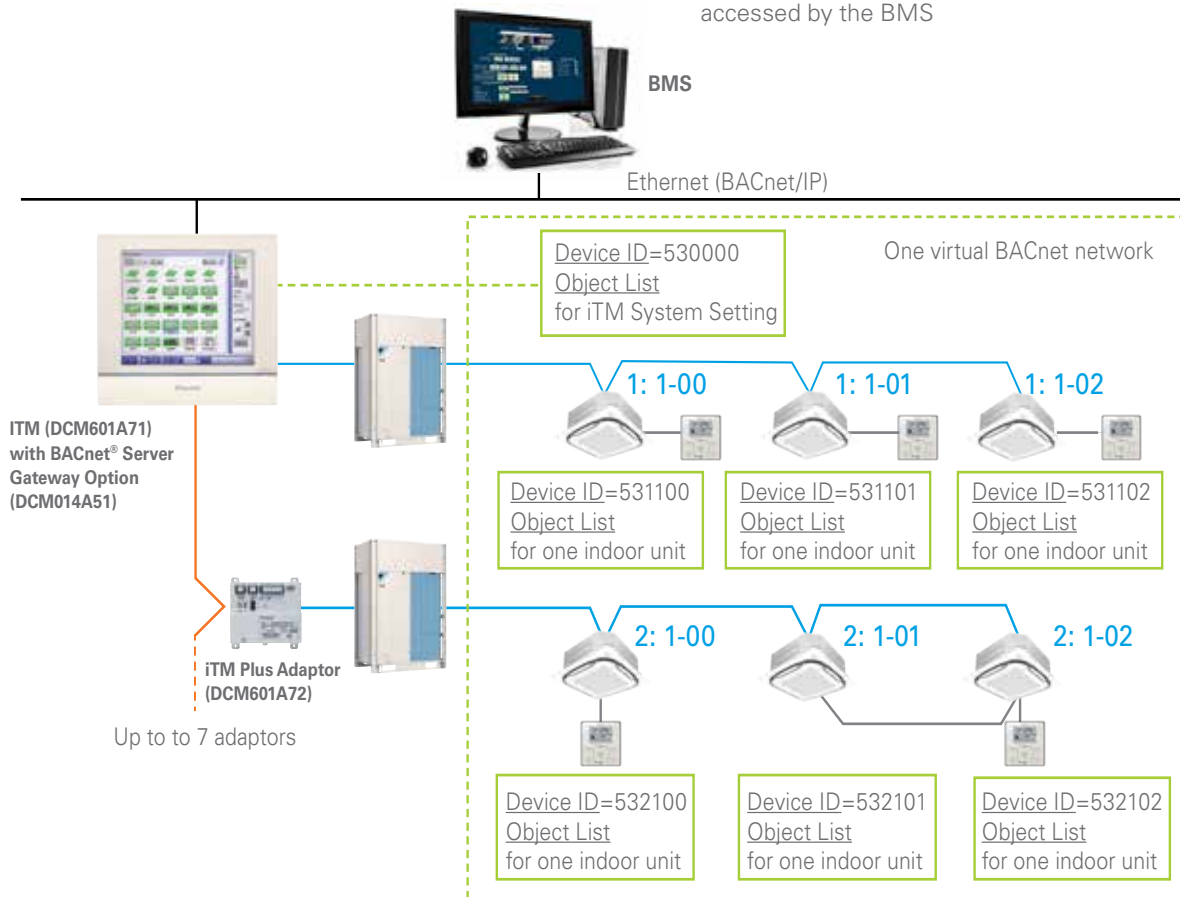


DCM014A51 - iTM BACnet® Server Gateway Option

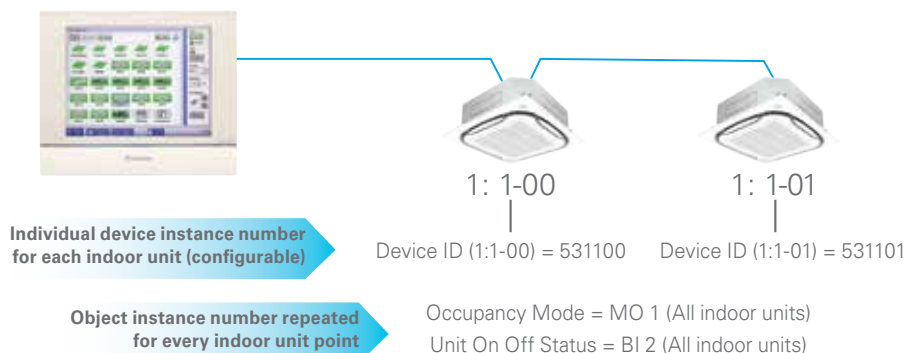
The Intelligent Touch Manager is capable of serving as a BACnet interface for Building Management System (BMS) integration. The iTM BACnet Server Gateway Option (DCM014A51) will provide BMS integrators with the ability to monitor and control the VRV indoor units via the BACnet/IP protocol. The iTM BACnet Server Gateway Options, eliminates the need for an additional hardware interface for the BMS to monitor and control VRV system. The iTM BACnet Server Gateway Option will provide seamless control logic integration between the iTM and BMS. With the BACnet Server Gateway Option, up to 128 indoor units management groups can be controlled and monitored by BMS.

Features

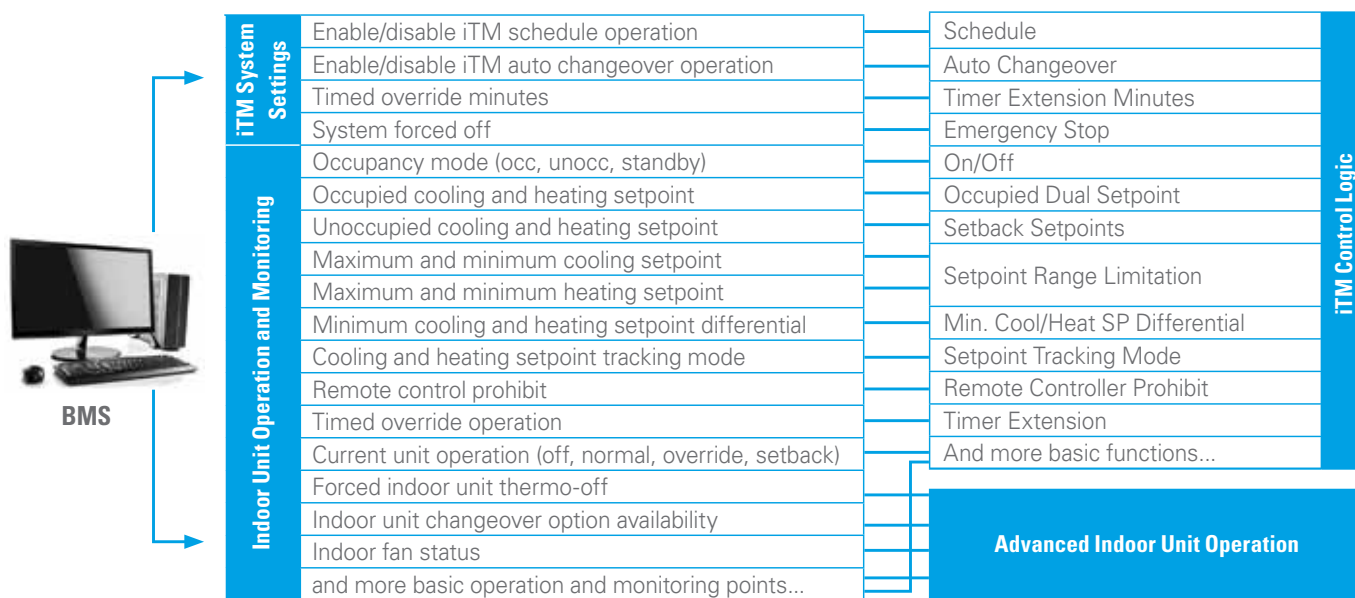
- » Direct connection on iTM using the BACnet/IP Protocol
- » **BACnet virtual router** function implemented:
 - **Individual BACnet device ID** assigned to each indoor unit group address
 - Indoor unit group names created in the iTM are visible on the BMS
- » Easy commissioning using CSV file
 - Available objects can be configured for each indoor unit
- » Support Change of Value (COV) notifications to BMS
- » Configurable as a BACnet foreign device if a BBMD exists on a different subnet within a BACnet network
- » **Independent heating and cooling setpoints** for occupied and unoccupied periods
- » Individual min/max **setpoint range limitation** for heat and cool modes
- » The iTM's **auto changeover**, **setpoint range limitation**, **setback**, **dual setpoint** logic and **schedule** can be accessed by the BMS



Better Solution and Easy integration with the iTM BACnet Server Gateway Option



Advanced iTM BACnet Server Gateway Points



The iTM BACnet Server Options links the BACnet points to the logic in the iTM.

Interface Solutions (cont.)

DMS502B71 - Interface for use in BACnet®

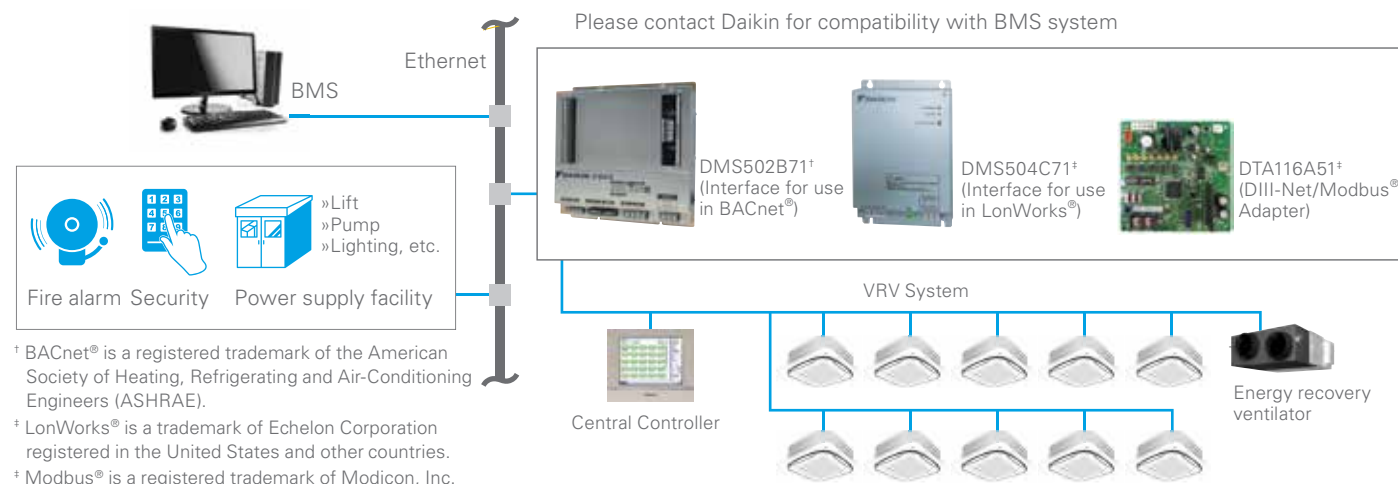
- » BACnet: Building Automation and Control Networks
 - Standard open protocol based on ANSI/ASHREA Standard 135
- » Monitor/Control indoor unit's points
- » Monitor/Control up to 256 indoor units groups (512 indoor units)
- » Certified by BACnet Testing Laboratories (BTL)
- » Manage up to 4 DIII-Net systems
 - Option Board (DAM411B51) required



DMS504C71 - Interface for use in LonWorks®

- » BMS interface based on LonTalk
- » Interface between Daikin DIII-Net and BMS LonTalk work station
 - Manages up to 64 indoor unit groups (128 indoor units) with network variables for each group
 - Manages 1 DIII-Net system
- » Lon Interface communicates over twisted pair wire
- » External Interface File (XIF) documents device information available at www.daikinac.com

BACnet, LonWorks and Modbus® Interface overview



Daikin's BACnet, LonWorks and Modbus interface units provides control for all VRV systems.

DTA116A51 - DIII-Net/Modbus® Adapter

- » BMS interface based on Modbus (RS485)
- » Gateway between Daikin DIII-Net and BMS Modbus workstation
 - Manages up to 16 VRV indoor units connected to up to 2 outdoor units
- » Modbus interface communicates via Modbus RTU

D-NET Air Conditioning Network Service System

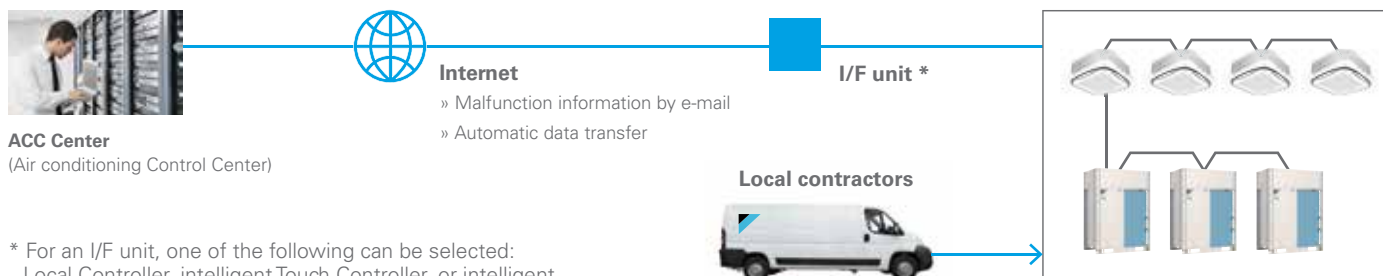
Save energy. Protect your equipment investment. Maintain comfort levels.



D-NET connects your equipment to our monitoring center over the web. We continually monitor more than 80 data points in your equipment*, so we know exactly how your systems are performing. We also monitor outside conditions

from more than 400 locations across the United States and Canada, so we know what kind of weather you're up against. Putting this information together, we know if your systems can be optimized remotely to reduce your energy consumption.

D-NET Air Conditioning Network Service System overview





About Daikin:

DAIKIN

Daikin Industries, Ltd. (DIL) is a global Fortune 1000 company which celebrated its 90th anniversary in May 2014. The company is recognized as one of the largest HVAC (Heating, Ventilation, Air Conditioning) manufacturers in the world. DIL is primarily engaged in developing indoor comfort systems and refrigeration products for residential, commercial and industrial applications. Its consistent success is derived, in part, from a focus on innovative, energy-efficient and premium quality indoor climate and comfort management solutions.



Proper sizing and installation of equipment is critical to achieve optimal performance. Split system air conditioners and heat pumps must be matched with appropriate coil components to meet **ENERGY STAR®** criteria. Ask your contractor for details or visit www.energystar.gov.

Additional Information

Before purchasing this appliance, read important information about its estimated annual energy consumption, yearly operating cost, or energy efficiency rating that is available from your retailer.

Daikin, VRV, and their designs are trademarks owned by Daikin.



Our continuing commitment to quality products may mean a change in specifications without notice.

© 2018 **DAIKIN NORTH AMERICA LLC** · Houston, Texas · USA · www.daikincomfort.com or www.daikinac.com CT-DGEN 09-18