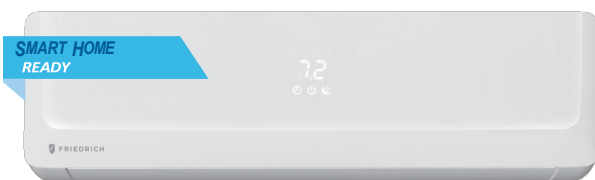


PURCHASER	P.O. #	DATE
PROJECT	LOCATION	
ENGINEER	ARCHITECT	
SUBMITTED BY	FOR APPROVAL	FOR REFERENCE

ITEM	PLAN DESIGNATION	QUANTITY	COOLING BTU/H	VOLTAGE	FRIEDRICH MODEL

## FLOATING AIR PRO & SELECT INDOOR WALLMOUNT UNITS

FEATURING **FastPro®** DESIGN



### Built-in Wi-Fi for control anytime, anywhere

- Easy to use **FriedrichGo™** app
- Create customizable, 7-day schedules
- Control with smartphone
- Compatible with Amazon Alexa or Google Home



WIRELESS REMOTE  
WITH THE ABILITY  
TO CHANGE TO A  
COOL-ONLY REMOTE

### ADDITIONAL WALLMOUNT FEATURES:

- Fast Pro®** design for the fastest access for maintenance of any wall-mounted ductless system
- Auto Clean indoor coil
- Cooling/Heating/Fan/Auto mode
- Natural air flow
- Sleep mode
- Auto restart
- Auto changeover
- 24-hour on/off timer
- Hidden display (only visible during operation)

### FLOATING AIR PRO SYSTEM FEATURES:

- Precision Inverter®** technology (variable speed compressor)
- Soft start compressor
- BLDC motor
- ENERGY STAR® qualified models
- R-454B GWP of 466**
- Low ambient operation down to 5°F (Cooling mode)
- Low ambient operation down to -13°F (Heating mode)**
- Low temperature compressor start-up protection
- Surge Cool/Heat
- Ultra quiet operation



### FLOATING AIR SELECT SYSTEM FEATURES:

- Inverter technology (variable speed compressor)
- BLDC motor
- R-32 GWP of 675
- Surge Cool/Heat
- Ultra quiet operation
- Low ambient operation down to 5°F (Cooling mode)
- Low ambient operation down to -4°F (Heating mode)





Product Specification Sheet

FLOATING AIR® SELECT | WALL-MOUNTED HEAT PUMPS

PERFORMANCE RATINGS					
System Model No.		FSHW091A	FSHW121A	FSHW183A	FSHW243A
Indoor Model		FAHSW09A1A	FAHSW12A1A	FAHFW18A3A	FAHFW24A3A
Outdoor Model		FSHSR09B1B	FSHSR12B1B	FSHSR18B3B	FSHSR24B3B
SPECIFICATIONS					
Capacity Cooling (Rated)	Btu	9,000	12,000	18,000	24,000
Capacity Cooling (Min.-Max.)	Btu	3,600-10,000	4,000-13,000	6,500-19,000	8,000-25,000
Capacity Heating (Rated) @ 47°F	Btu	9,500	12,000	18,000	24,000
Capacity Heating (Rated) @ 17°F	Btu	6,800	8,800	14,800	21,000
Capacity Heating (Min.-Max.)	Btu	3,600-10,000	4,000-13,000	6,500-19,000	8,000-25,000
Capacity Heating (M1 Calc) @ 5°F	Btu	6,800	8,800	15,000	18,500
Capacity Heating (Min.-Max.) @ -4°F	Btu	4,500	5,800	8,200	13,000
Sensible Heat Ratio		78.7%	70.1%	74.2%	70%
COP		4.1	3.4	3.9	3.3
HSPF2		9.0	8.5	9.8	8.5
SEER2		20.0	18.0	21.0	19.5
EER2		12.5	10.2	11.95	10.6
ENERGY STAR®		NO	NO	NO	NO
Moisture Removal	Pts/h	1.9	2.5	3.2	4.6
Airflow (High/Med/Low/Quiet)	CFM	382/341/294/247	394/364/311/252	647/588/482/382	705/647/558/441
Sound Rating - Indoor (Max/High/Med/Low/Quiet)	dB-A	42/39/37/35/32	42/39/37/35/32	48/45/41/39/36	50/48/43/41/39
Sound Rating - Outdoor	dB-A	51	51	56	60
Operating Range Indoor	°F	(45°F - 81°F)	(45°F - 81°F)	(45°F - 81°F)	(45°F - 81°F)
(Heating) Outdoor	°F	(-4°F - 75°F)	(-4°F - 75°F)	(-4°F - 75°F)	(-4°F - 75°F)
Operating Range Indoor	°F	(45°F - 81°F)	(45°F - 81°F)	(45°F - 81°F)	(70°F - 90°F)
(Cooling) Outdoor	°F	(5°F - 118°F)	(5°F - 118°F)	(5°F - 118°F)	(5°F - 118°F)
Est. Yearly Operating Cost	U.S. \$	\$65	\$106	\$135	\$203
ELECTRICAL DATA					
Power Source	V-Hz-Phase	115V-60Hz-1P	115V-60Hz-1P	230/208V-60Hz-1P	230/208V-60Hz-1P
Min. Ampacity	A	14.6	15.4	14.5	21.0
Cooling Watts	W	720	1176	1506	2264
Cooling Amps	A	6.7	10.7	6.4	10.0
Heating Watts	W	679	1034	1349	2132
Heating Amps	A	6.2	9.6	8.1	9.5
Max. TD Fuse/Breaker	A	25	25	20	35
Power and Communication Cable	No. x AWG	4 x 14AWG	4 x 14AWG	4 x 14AWG	4 x 14AWG
REFRIGERATION SYSTEM					
Refrigerant		R-32	R-32	R-32	R-32
Compressor Type		Rotary Inverter	Rotary Inverter	Rotary Inverter	Rotary Inverter
Connections		Flared	Flared	Flared	Flared
Liquid Line O.D.	in.	1/4	1/4	1/4	3/8
Suction Line O.D.	in.	3/8	3/8	1/2	5/8
Refrigerant Charge	oz.	21.2	21.9	45.9	47.6
Factory Precharge	ft.	25	25	25	25
Min. / Max. Line Length	ft.	10' / 66'	10' / 66'	10' / 100'	10' / 100'
Max. Height Difference	ft.	50'	50'	50'	50'
DIMENSIONS & WEIGHT					
Indoor Unit					
W x H x D	in.	33 7/8" x 11 3/16" x 8 1/2"		45 1/8" x 13 1/8" x 10"	
Net Weight	lbs.	22	22	34.2	34.2
Shipping Weight	lbs.	26.5	26.5	39.7	39.6
Outdoor Unit					
W x H x D	in.	31 7/8" x 23" x 11"		33 7/8" x 25 1/2" x 12 1/8"	35 7/16" x 29 1/2" x 13 3/8"
Net Weight	lbs.	52.9	57.3	75	101.4
Shipping Weight	lbs.	57.3	61.7	82.7	110.2
Total Net Weight	lbs.	74.9	79.3	109.2	135.6
Total Shipping Weight	lbs.	83.8	88.2	122.4	149.8

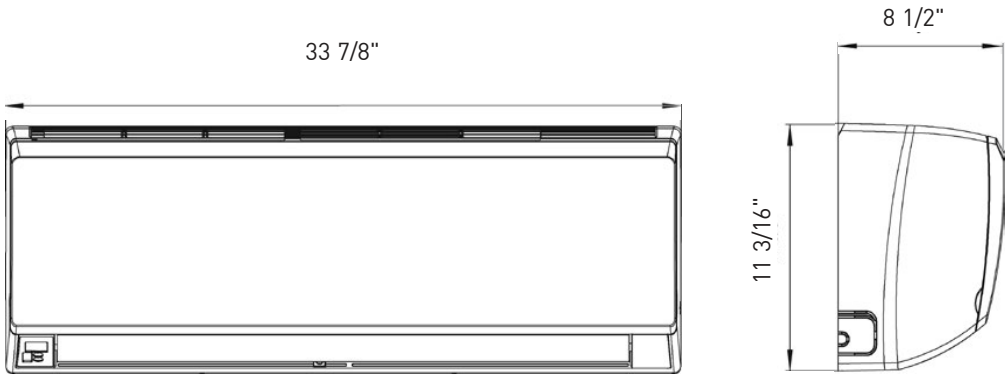
Due to continuing research in new energy-saving technology, specifications are subject to change without notice. Your energy costs will depend on your utility rates and use. The estimated energy cost is based on a electricity cost of \$.13 per kWh. For more information, visit -[www.ftc.gov/energy](http://www.ftc.gov/energy).

CERTIFICATIONS

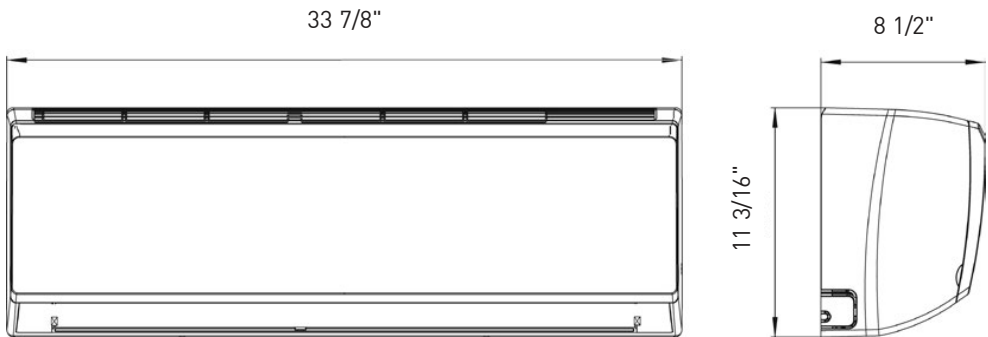


**DIMENSIONAL DRAWINGS**

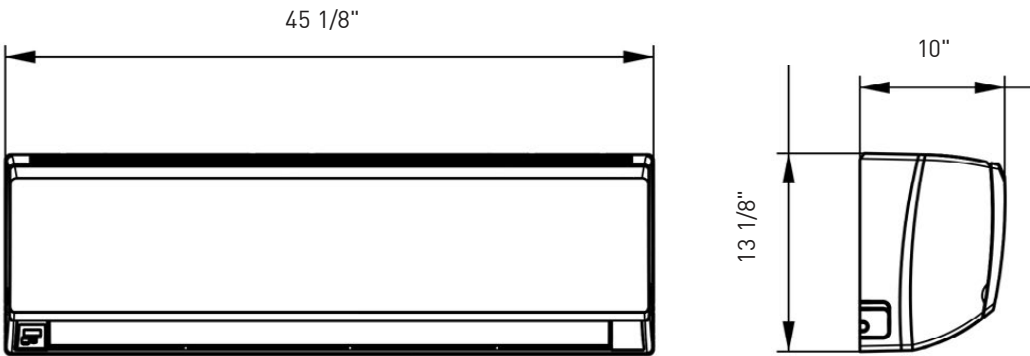
**INDOOR UNIT / FAHSW09A1A**



**INDOOR UNIT / FAHSW12A1A**

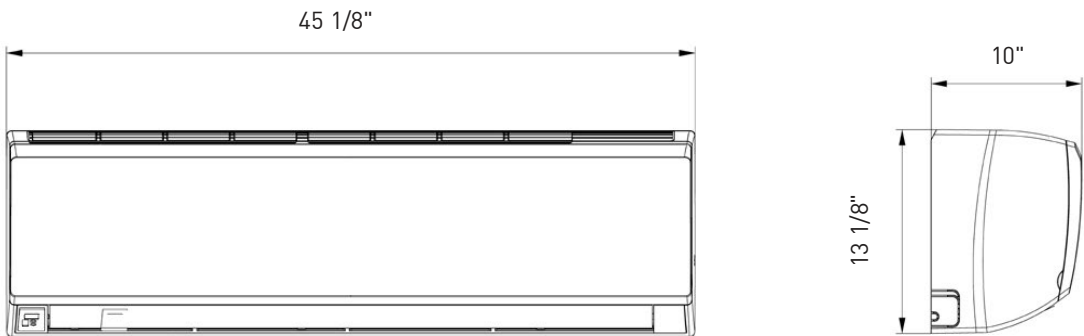


**INDOOR UNIT / FAHFW18A3A**

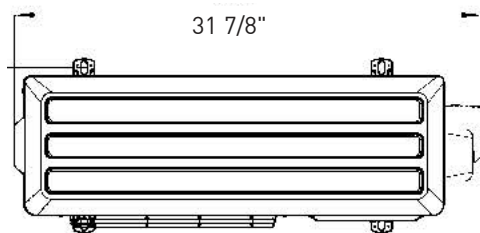
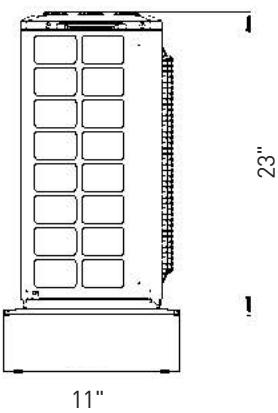
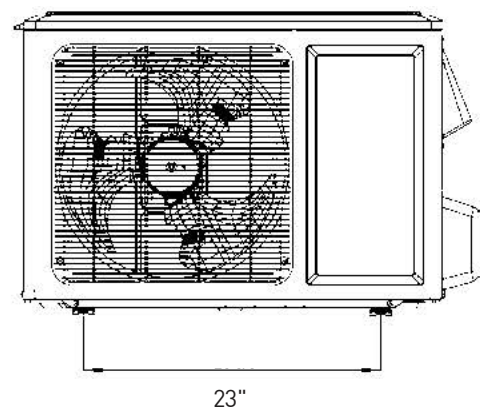


**DIMENSIONAL DRAWINGS**

**INDOOR UNIT / FAHFW24A3A**

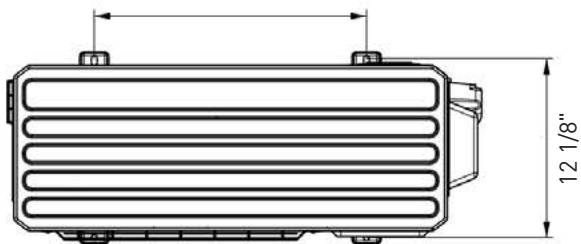
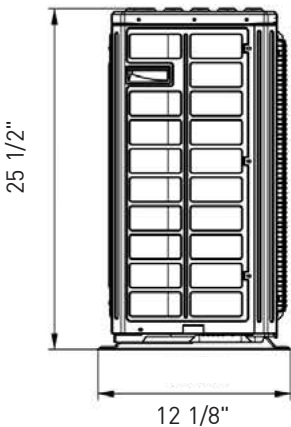
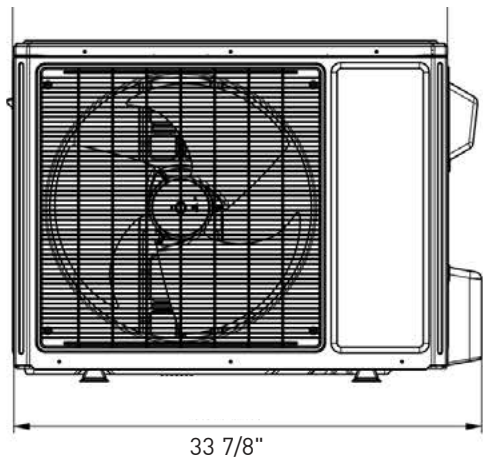
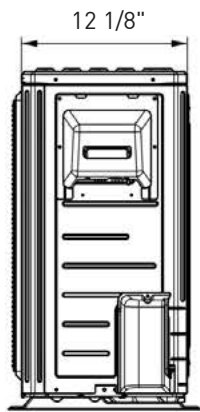


**DIMENSIONAL DRAWINGS**  
**OUTDOOR UNITS / FSHSR09B1B, FSHSR12B1B**

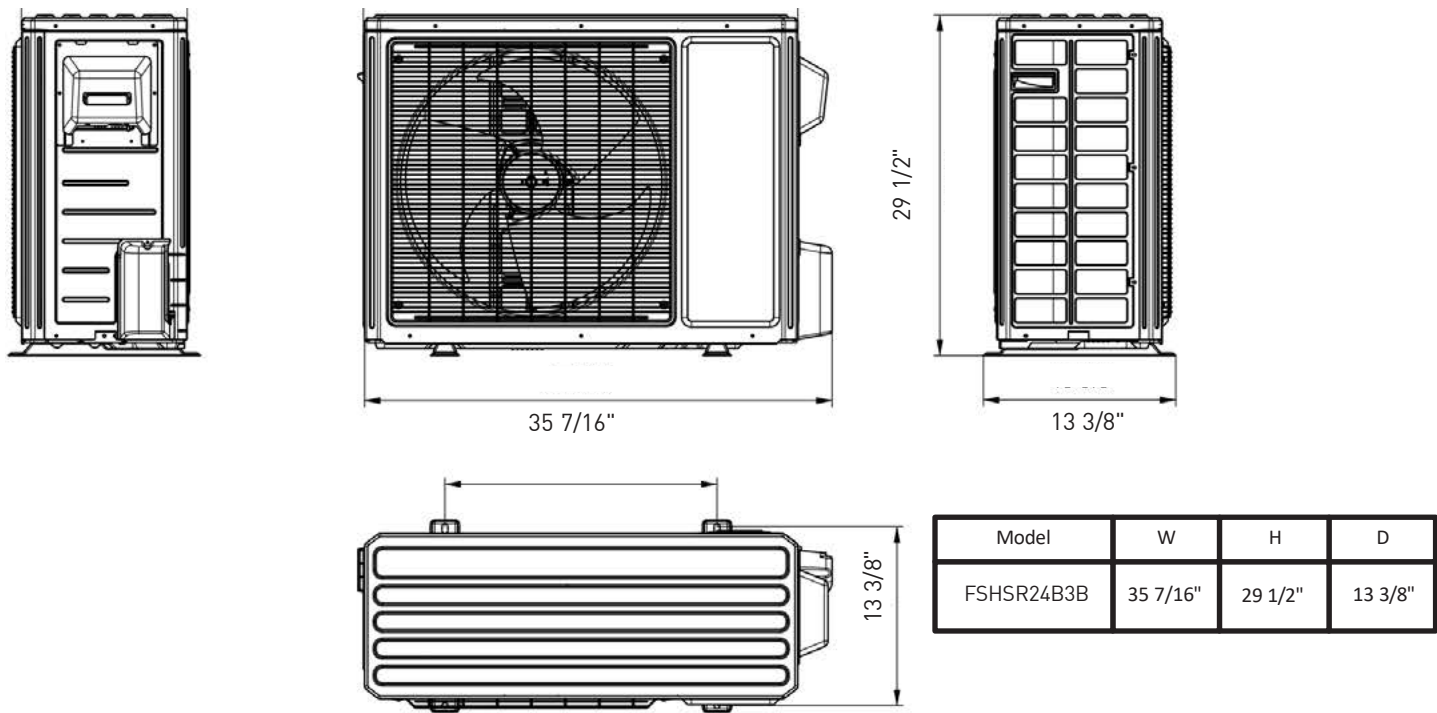


Model	W	H	D
FSHSR09B1B FSHSR12B1B	31 7/8"	23"	11"

**OUTDOOR UNITS / FSHSR18B3B**



Model	W	H	D
FSHSR18B3B	33 7/8"	25 1/2"	12 1/8"





## A2L Ductless Mini Split

SINGLE ZONE, WALL-MOUNTED HEAT PUMPS

### Product Specification Sheet

#### FLOATING AIR® PRO | WALL-MOUNTED HEAT PUMPS

PERFORMANCE RATINGS					
System Model No.		FPHW093B	FPHW123B	FPHW183B	FPHW243B
Indoor Model		FAHFW09A3A	FAHFW12A3A	FAHFW18A3A	FAHFW24A3A
Outdoor Model		FPHSR09A3B	FPHSR12A3B	FPHSR18A3B	FPHSR24A3B
SPECIFICATIONS					
Capacity Cooling (Rated)	Btu	9,000	12,000	18,000	24,000
Capacity Cooling (Min.-Max.)	Btu	3,600-10,000	4,000-13,000	6,500-19,000	8,000-25,000
Capacity Heating (Rated) @ 47°F	Btu	9,000	12,000	18,000	24,000
Capacity Heating (Rated) @ 17°F	Btu	9,000	10,800	18,000	22,000
Capacity Heating (Min.-Max.)	Btu	3,600-10,000	4,000-13,000	6,500-19,000	8,000-25,000
Capacity Heating (M1 Calc) @ 5°F	Btu	9,000	10,500	18,000	19,200
Capacity Heating (Min.-Max.) @ -4°F	Btu	6,700	7,700	13,700	14,100
Sensible Heat Ratio		83.0%	73.0%	79.0%	70%
COP		4.0	3.9	3.7	3.3
HSPF2		11.0	10.0	10.0	9.5
SEER2		25.0	23.0	21.0	22.5
EER2		13.7	12.3	12.95	12.3
ENERGY STAR®		YES	YES	YES	YES
Moisture Removal	Pts/h	1.6	2.2	2.7	4.0
Airflow - (High/Med/Low/Quiet)	CFM	382/341/294/247	394/364/311/252	647/588/482/382	705/647/558/441
Sound Rating - Indoor (Max/High/Med/Low/Quiet)	dB-A	42/39/37/35/32	42/39/37/35/32	48/45/41/39/36	50/48/43/41/39
Sound Rating - Outdoor	dB-A	53	53	58	61
Operating Range Indoor (Heating)	°F	(45°F - 81°F)	(45°F - 81°F)	(45°F - 81°F)	(45°F - 81°F)
Operating Range Outdoor (Heating)	°F	(-13°F - 75°F)	(-13°F - 75°F)	(-13°F - 75°F)	(-13°F - 75°F)
Operating Range Indoor (Cooling)	°F	(70°F - 90°F)	(70°F - 90°F)	(70°F - 90°F)	(70°F - 90°F)
Operating Range Outdoor (Cooling)	°F	(5°F - 118°F)	(5°F - 118°F)	(5°F - 118°F)	(5°F - 118°F)
Est. Yearly Operating Cost	U.S. \$	\$58	\$90	\$125	\$180
ELECTRICAL DATA					
Power Source	V-Hz-Phase	230/208V	230/208V	230/208V-60Hz-1P	230/208V-60Hz-1P
Min. Ampacity	A	9.5	10.5	20.0	22.0
Cooling Watts	W	590	979	1360	1955
Cooling Amps	A	2.6	4.3	6.1	8.3
Heating Watts	W	690.0	901.0	1460.0	2100.0
Heating Amps	A	3.1	4.1	6.5	9.3
Max. TD Fuse/Breaker	A	15	15	30	35
Power and Communication Cable	No. x AWG	4 x 14AWG	4 x 14AWG	4 x 14AWG	4 x 14AWG
REFRIGERATION SYSTEM					
Refrigerant		R-454B	R-454B	R-454B	R-454B
Compressor Type		Rotary Inverter	Rotary Inverter	Rotary Inverter	Rotary Inverter
Connections		Flared	Flared	Flared	Flared
Liquid Line O.D.	in.	1/4	1/4	1/4	3/8
Suction Line O.D.	in.	3/8	3/8	1/2	5/8
Refrigerant Charge	oz.	35.0	38.0	53.0	71.0
Factory Precharge	ft.	25'	25'	25'	25'
Min. / Max. Line Length	ft.	10' / 66'	10' / 66'	10' / 100'	10' / 100'
Max. Height Difference	ft.	50'	50'	50'	50'
DIMENSIONS & WEIGHT					
Indoor Unit					
W x H x D	in.	33 7/8" x 11 3/16" x 8 1/2"		45 1/8" x 13 1/8" x 10"	
Net Weight	lbs.	22	22	34.0	34.0
Shipping Weight	lbs.	26.5	26.5	37.4	37.4
Outdoor Unit					
W x H x D	in.	31 7/8" x 23" x 11"		33 7/8" x 25 1/2" x 12 1/8"	35 7/16" x 29 1/2" x 13 3/8"
Net Weight	lbs.	70.6	70.6	97	112.0
Shipping Weight	lbs.	82.0	82.0	106.0	121.0
Total Net Weight	lbs.	92.6	92.6	131.0	146.0
Total Shipping Weight	lbs.	108.5	108.5	143.4	158.4

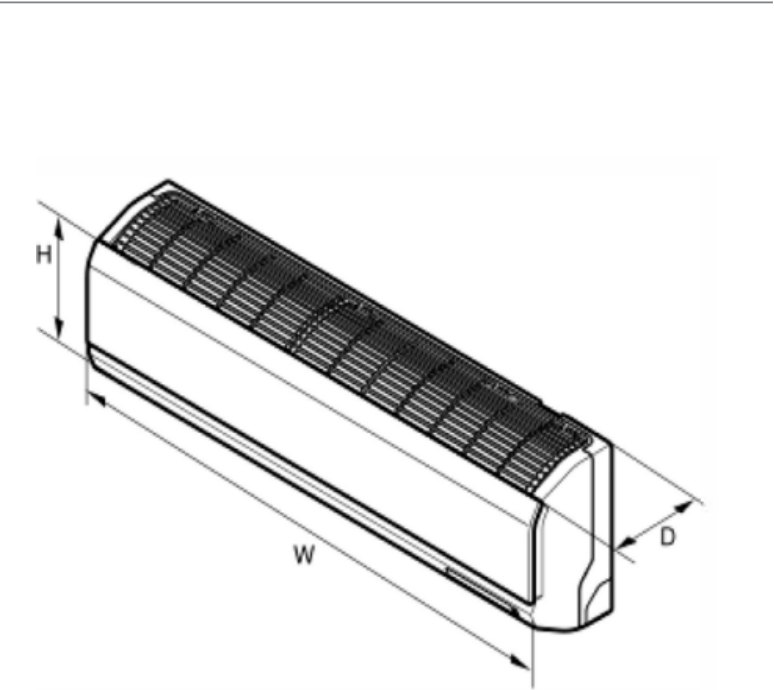
Due to continuing research in new energy-saving technology, specifications are subject to change without notice. Your energy costs will depend on your utility rates and use. The estimated energy cost is based on a electricity cost of \$.13 per kWh. For more information, visit -[www.ftc.gov/energy](http://www.ftc.gov/energy).

#### CERTIFICATIONS



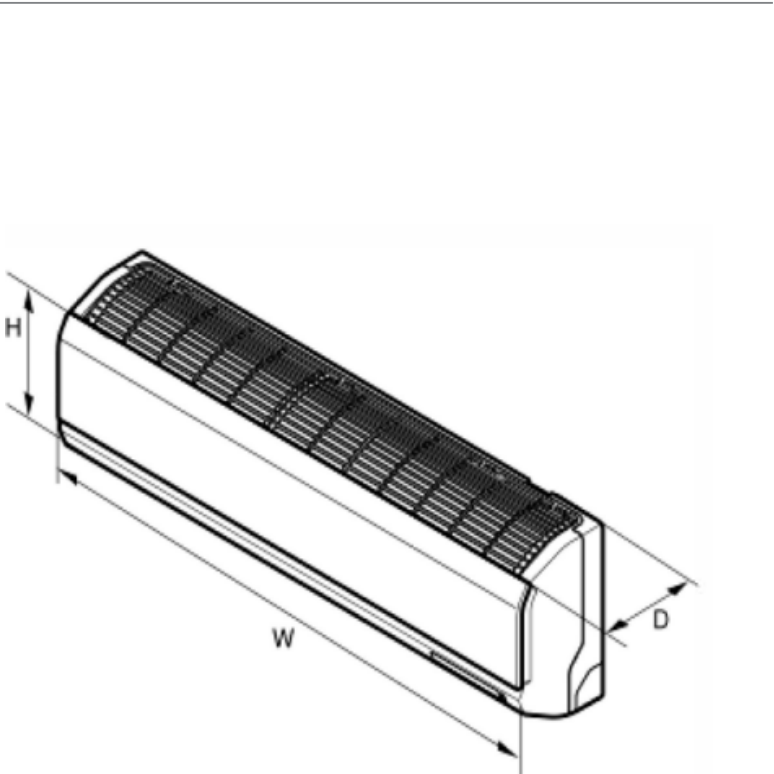
**DIMENSIONAL DRAWINGS**  
**INDOOR UNIT / FAHFW09A3A, FAHFW12A3A**

	W	H	D
FAHFW09A3A FAHFW12A3A	33 7/8"	11 3/16"	8 1/2"



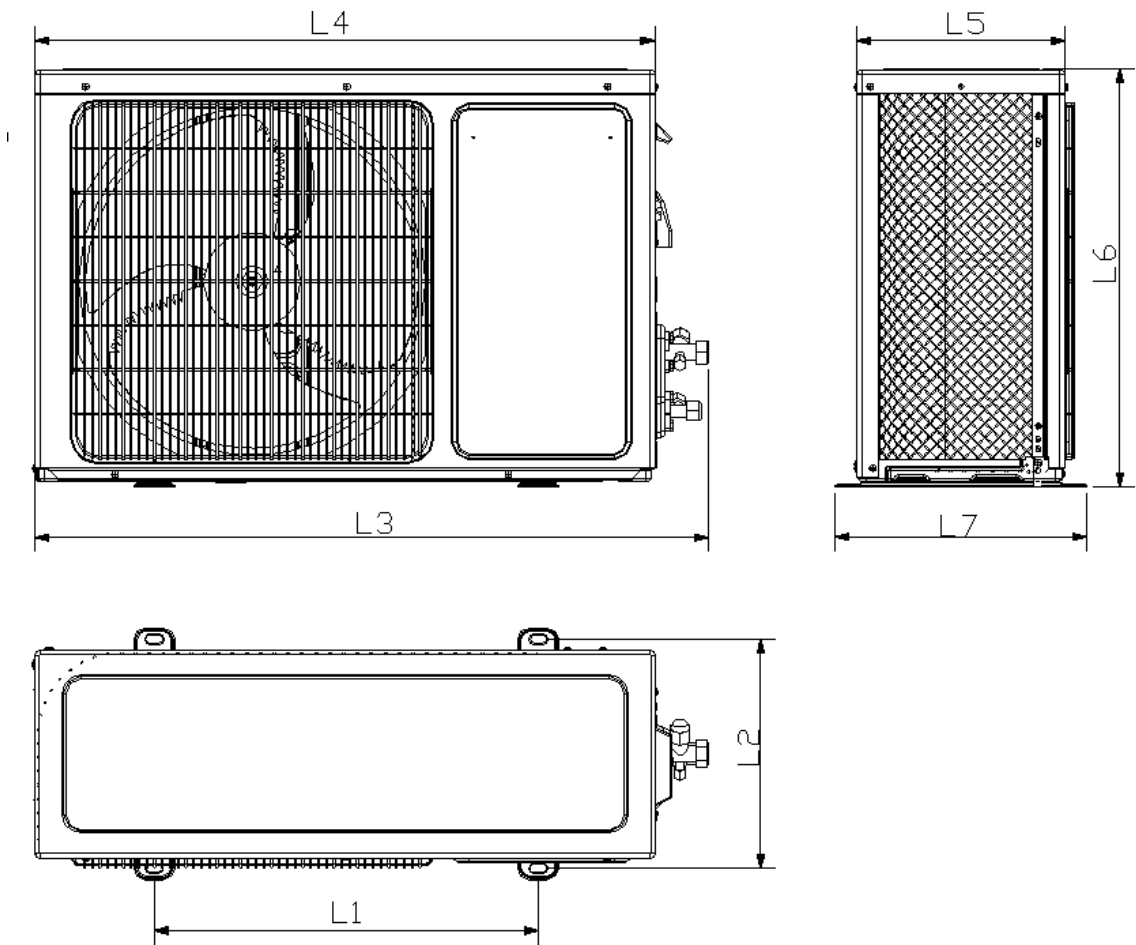
**INDOOR UNIT / FAHFW18A3A, FAHFW24A3A**

	W	H	D
FAHFW18A3A FAHFW24A3A	45 1/8"	13 1/8"	10"



**DIMENSIONAL DRAWINGS**  
**OUTDOOR UNITS /** FPHSR09A3B, FPSHR12A3B

**Outdoor units:**

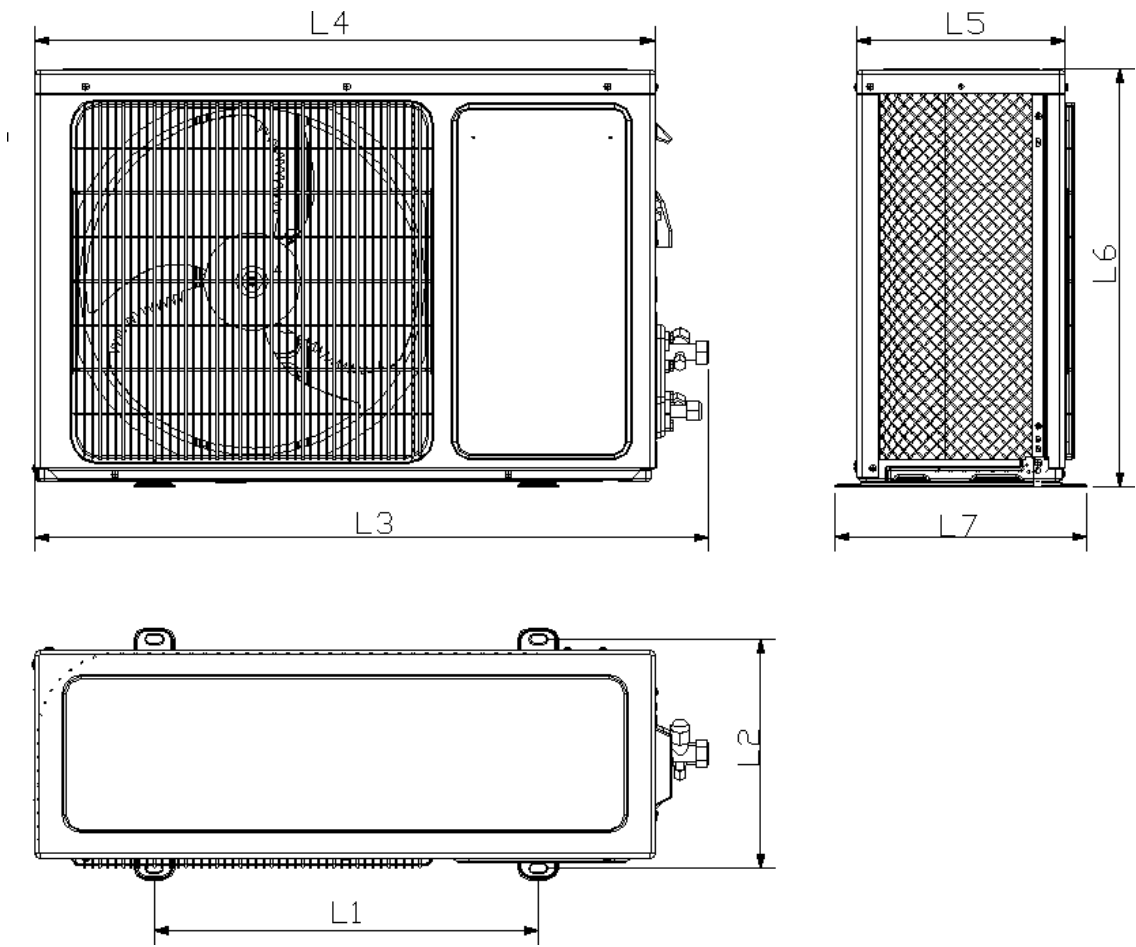


				Width	Depth	Height	
Model	L1 (in.)	L2 (in.)	L3 (in.)	L4 (in.)	L5 (in.)	L6 (in.)	L7 (in.)
FPHSR09A3B	20 1/16"	12 19/32"	34 7/8"	31 7/8"	11"	23"	13"
FPSHR12A3B	20 1/16"	12 19/32"	34 7/8"	31 7/8"	11"	23"	13"



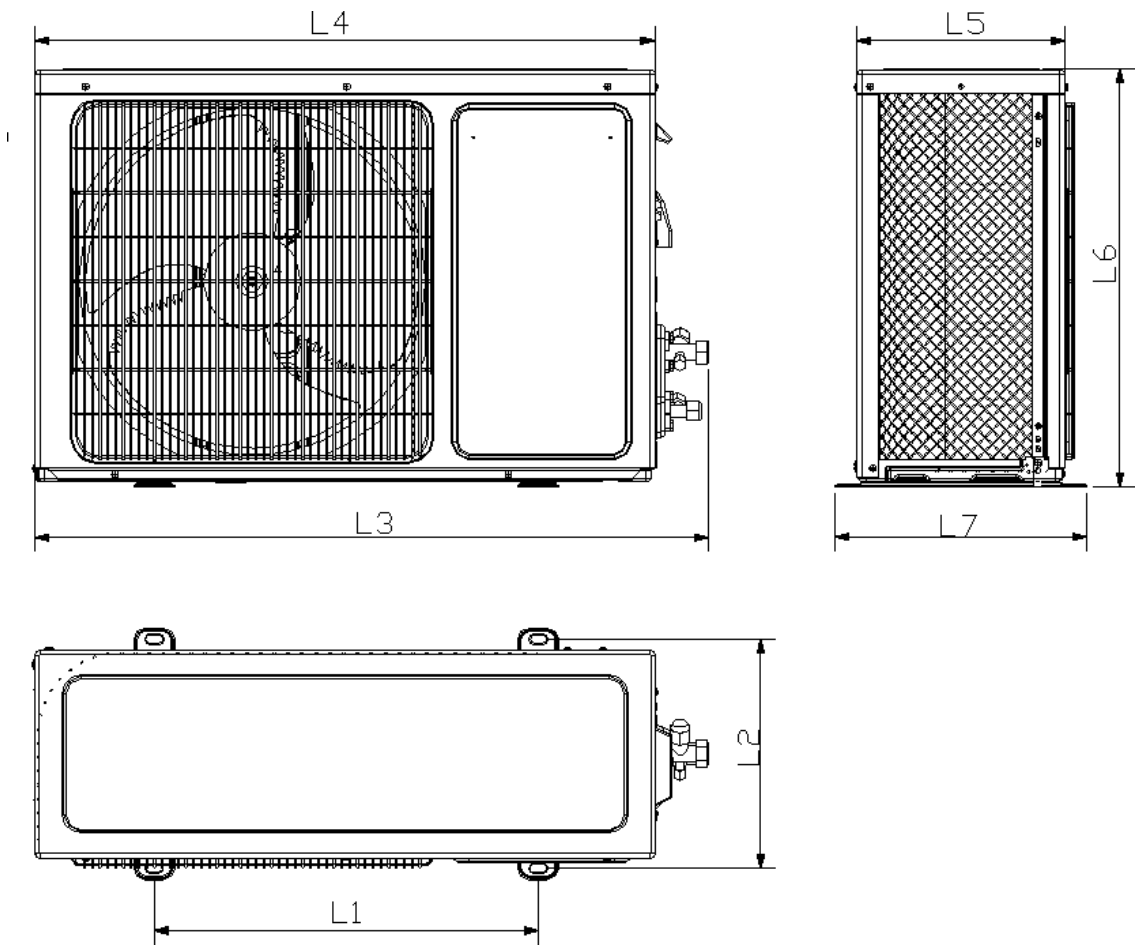
**DIMENSIONAL DRAWINGS**  
**OUTDOOR UNITS / FPHSR18A3B**

**Outdoor units:**



				Width	Depth	Height	
Model	L1 (in.)	L2 (in.)	L3 (in.)	L4 (in.)	L5 (in.)	L6 (in.)	L7 (in.)
FPHSR18A3B	21 11/32"	12 19/32"	34 7/8"	33 7/8"	12 1/8"	25 1/2"	13"

Outdoor units:



				Width	Depth	Height	
Model	L1 (in.)	L2 (in.)	L3 (in.)	L4 (in.)	L5 (in.)	L6 (in.)	L7 (in.)
FPHSR24A3B	26"	12 19/32	37 3/4"	35 7/16"	13 3/8"	29 1/2"	16 5/16"



**Product Specification Sheet**

**REFRIGERATION LINE SETS**

**FLOATING AIR® PRO WALL-MOUNTED**

System Model	Liquid	Suction	Lineset Kit	Lineset Kit
FPHW093B	1/4"	3/8"	T32150 - 15'	T32350 - 35'
FPHW123B	1/4"	3/8"	T32150 - 15'	T32350 - 35'
FPHW183B	1/4"	1/2"	T42150 - 15'	T42250 - 25'
FPHW243B	3/8"	5/8"	T53250 - 25'	T53350 - 35'

**FLOATING AIR® SELECT WALL-MOUNTED**

FSHW091A	1/4"	3/8"	T32150 - 15'	T32350 - 35'
FSHW121A	1/4"	3/8"	T32150 - 15'	T32350 - 35'
FSHW183A	1/4"	1/2"	T42150 - 15'	T42250 - 25'
FSHW243A	3/8"	5/8"	T53250 - 25'	T53350 - 35'

**ACCESSORIES**

KIT #	DESCRIPTION
FPWC1	Wired wall controller
UVL1	Germicidal UV-LED Light Kit
APWM1	Bi-polar Ionization Purifier