



T6 Pro Series Thermostats

SUBMITTAL SHEET

Job Name	
Engineer	
Mechanical Contractor	
Contractor's P.O. No.	
Representative	
Notes	

Model(s)				
TH6210U2001	Qty.		Notes	
TH6220U2000	Qty.		Notes	
TH6320U2008	Qty.		Notes	
Approval				
Service				
Tag No.				

APPLICATION

Model TH6320U2008: Up to 3H/2C Heat Pump systems or up to 2H/2C Conventional systems. Dual fuel and aux heat lockout with outdoor sensor.

Model TH6220U2000: Up to 2H/1C Heat Pump systems or up to 2H/2C Conventional systems. Dual fuel and aux heat lockout with outdoor sensor.

Model TH6210U2001: Up to 2H/1C Heat Pump systems or up to 1H/1C Conventional systems. No outdoor temperature lockouts.

SPECIFICATIONS

Terminal Designations: R, RC, C, W, O/B, W2-AUX, E, Y, Y2, G, L/A, K, S, and S.

Electrical Ratings:

Terminal	Voltage (50/60Hz)	Running Current
W Heating	20-30 Vac	0.02-1.0 A
W2 (Aux) Heating	20-30 Vac	0.02-1.0 A
E Emergency Heat	20-30 Vac	0.02-0.5 A
Y Compressor Stage 1	20-30 Vac	0.02-1.0 A
Y2 Compressor Stage 2	20-30 Vac	0.02-1.0 A
G Fan	20-30 Vac	0.02-0.5 A
O/B Changeover	20-30 Vac	0.02-0.5 A
L/A Input	20-30 Vac	0.02-0.5 A

Power Consumption:

Backlight On: 1.0VA

Cool Indication: Displays "Cool On" when the thermostat turns the cooling on.

Heat Indication: Displays "Heat On" when the thermostat turns the heating on.

Clock Accuracy:

+/- 1 minute every month (30 days) at 77°F.

+/-2 minutes per month over the operating ambient temperature range.

Mounting Means: Thermostat packaged with a UWP™ mounting system that mounts directly on the wall in the living space using mounting screws and anchors provided. Use the cover plate (also included with thermostat) and its mounting bracket to mount the thermostat onto a vertical 2 x 4 in. junction box.

Temperature Ranges:

Heating: 40 °F to 90 °F (4.5 °C to 32 °C)

Cooling: 50 °F to 99 °F (10 °C to 37 °C)

Operating Ambient Temperature:

37 °F to 102 °F (2.8 °C to 38.9 °C)

Shipping Temperature:

-20 °F to 120 °F (-28.9 °C to 48.9 °C)

Operating Relative Humidity:


5% to 90% (non-condensing)

Physical Dimensions:

4-1/16" H x 4-1/16" W x 1-5/32" D

103.5 mm H x 103.5 mm W x 29 mm D

Color: White

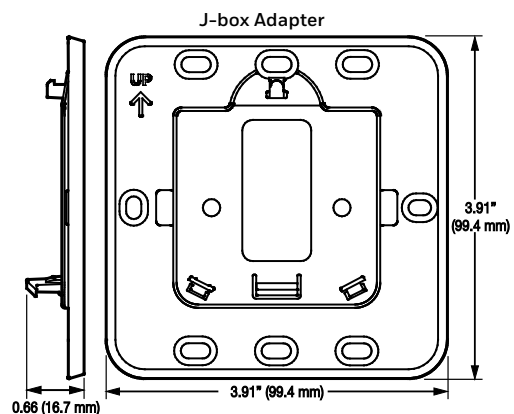
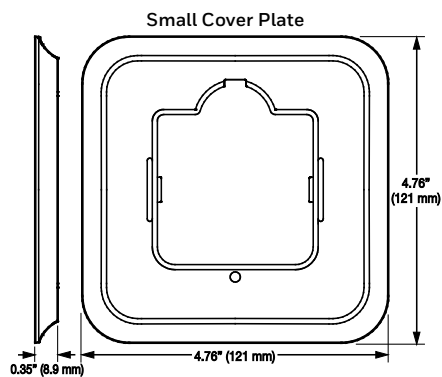
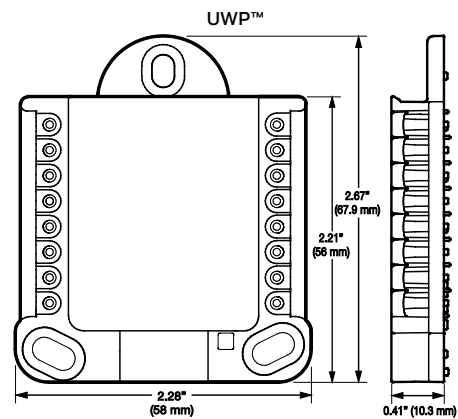
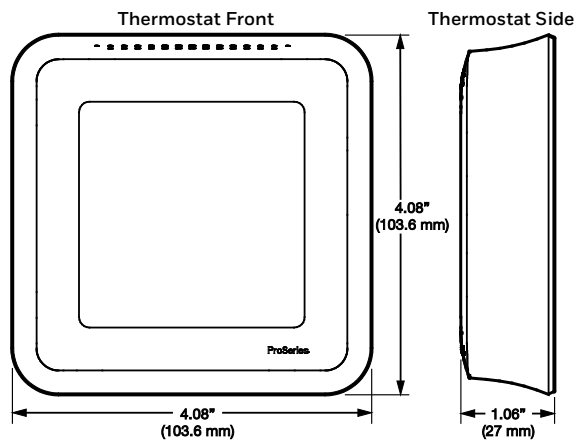


33-00263-02

Product	Part Number	Temperature Setpoint Range	Working Ambient Temperature	Operating Relative Humidity	Shipping Temperature	Physical Dimensions in Inches (mm)	Color(s)
Thermostat	TH6210U2001 TH6220U2000 TH6320U2008	Heating: 40 °F to 90 °F (4.5 °C to 32 °C) Cooling: 50 °F to 99 °F (10 °C to 37 °C)	32 °F to 120 °F (0 °C to 48.9 °C)	5% to 90% (non condensing)	-20 °F to 120 °F (-28.9 °C to 48.9 °C)	4-1/16" H x 4-1/16" W x 1-5/32" D 103.5 mm H x 103.5 mm W x 29 mm D	White

Product	Part Number	Physical Dimensions in Inches (mm)
UWP Wall plate	Included with thermostat.	2.67" H X 2.28" W X 0.41" D (67.9 mm H X 58 mm W X 10.3 mm D)
J-Box adaptor plate	Included with thermostat.	3.91" H X 3.91" W X 0.66" D (99.4 mm H X 99.4 mm W X 16.7 mm D)
Small cover plate	Included with thermostat.	4.76" H X 4.76" W X 0.35" D (121 mm H X 121 mm W X 8.9 mm D)
Large cover plate	Optional accessory. Not included with thermostat.	6.11" H X 6.11" W X 0.28" D (155.3 mm H X 155.3 mm W X 7 mm D)
Wired outdoor sensor C7089U1006	Not included with thermostat. Used for dual fuel or aux heat lockout only. Outdoor temp not displayed on thermostat. Not compatible with TH6210U model.	—
Wired indoor sensor C7189U1005	Not included with thermostat. Not compatible with TH6210U model.	—

DIMENSIONS (NOT TO SCALE)



resideo

Resideo Inc., 1985 Douglas Drive North,
Golden Valley, MN 55422

www.resideo.com 33-00325-01 M.S. Rev. 02-19 | Printed in United States

©2019 Resideo Technologies, Inc. All rights reserved. The Honeywell Home trademark is used under license from Honeywell International Inc.