



VersaPro™ Series Gas Package Unit

13.4 SEER2

Capacity: 24-60 kBTU/h



Contents:

1 NOMENCLATURE.....	2
2 SPECIFICATIONS.....	3
3 DIMENSIONS.....	5
4 AIRFLOW DATA.....	6
5 WIRING DIAGRAMS.....	8



Features:

- LP conversion kit provided.
- Aluminized steel tubular heat exchanger.
- Quiet multi-speed circulation blower.
- Direct spark ignition.
- High quality heat exchanger.
- Horizontal or down flow application.
- Convenient access panels.
- AHRI Certified and ETL listed.

Revision Date: 07/03/2024

1 Nomenclature

M	P	G	24	S	060	M	4	13	B
1	2	3	4	5	6	7	8	9	10

Legend		
No.	Code	Remarks
1	M	MRCOOL
2	P	Packaged
3	G	Gas & Electric
4	24	Cooling Capacity: 24: 24 kBtu/h; 30: 30 kBtu/h; 36: 36 kBtu/h; 42: 42 kBtu/h; 48: 48 kBtu/h; 60: 60 kBtu/h;
5	S	Stage type: S: Single stage; M: Multi-speed
6	060	Heating capacity: 060: 60 kBtu/h; 090: 90 kBtu/h; 110: 110 kBtu/h;
7	M	M = Multi-Position (Horizontal/Downflow H = Horizontal
8	4	Refrigerant type: 4 = R410A
9	13	SEER2: 13.4
10	B	3rd Generation


2 Specifications

	MPG24S060M413B	MPG30S060M413B	MPG36S090M413B	MPG42S090M413B
NOMINAL CAPACITY				
Cooling (BTU/h)	24,000	30,000	36,000	42,000
Heating (BTU/h) Input	60,000	60,000	90,000	90,000
Heating (BTU/h) Output	48,000	48,000	72,000	72,000
AFUE	81	81	81	81
Temperature Rise Range (F)	30-60	30-60	40-70	35-65
ELECTRICAL DATA				
Voltage / Phase (60 Hz)	208/230 / 1	208/230 / 1	208/230 / 1	208/230 / 1
Min. / Max. Voltage	187/253	187/253	187/253	187/253
MCA	19	21	23	28
MOP	25	30	35	40
COMPRESSOR				
Type	Rotary	Rotary	Rotary	Scroll
Stage	Single	Single	Single	Single
RLA	11.0	13.0	14.0	16
LRA	43.0	58.0	72.0	112.3
OUTDOOR COIL				
Type	Microchannel	Microchannel	Microchannel	Microchannel
Tube Size(O.D)	20/32	20/32	20/32	20/32
OUTDOOR FAN MOTOR				
Motor Type	PSC	PSC	PSC	PSC
Horsepower (HP)	1/12	1/6	1/6	1/3
Full Load Amps (FLA)	0.61	1	1	1.9
Rated RPM	900	850	850	1050
INDOOR COIL				
Type	Tube & Fin	Tube & Fin	Tube & Fin	Tube & Fin
Tube Size(O.D)	9/32	9/32	9/32	9/32
INDOOR BLOWER MOTOR				
Motor Type	ECM	ECM	ECM	ECM
Capacitor(uF)	/	/	/	/
Horsepower (HP)	1/2	1/2	1/2	3/4
Full Load Amps (FLA)	4.2	4.2	4.2	5.7
Rated RPM	1050	1050	1050	1050
REFRIGERATION SYSTEM				
Refrigerant Control	Orifice	Orifice	Orifice	Orifice
Refrigerant Charge (oz.)	47.6	52.9	52.9	70.5
SOUND POWER (DB)	79	79	79	80

2 Specifications

	MPG48S090M413B	MPG60S110M413B
NOMINAL CAPACITY		
Cooling (BTU/h)	48,000	60000
Heating (BTU/h) Input	90000	110000
Heating (BTU/h) Output	72000	88000
AFUE	81	81
Temperature Rise Range (F)	30-60	30-60
ELECTRICAL DATA		
Voltage / Phase (60 Hz)	208/230 / 1	208/230 / 1
Min. / Max. Voltage	187/253	187/253
MCA	31	37
MOP	50	60
COMPRESSOR		
Type	Rotary	Scroll
Stage	Single	Single
RLA	13.0	16.0
LRA	58.0	112.3
OUTDOOR COIL		
Type	Microchannel	Microchannel
Tube Size(O.D)	20/32	20/32
OUTDOOR FAN MOTOR		
Motor Type	PSC	PSC
Horsepower (HP)	1/3	1/3
Full Load Amps (FLA)	1.9	1.9
Rated RPM	1050	1050
INDOOR COIL		
Type	Tube & Fin	Tube & Fin
Tube Size(O.D)	9/32	9/32
INDOOR BLOWER MOTOR		
Motor Type	ECM	ECM
Capacitor(uF)	/	/
Horsepower (HP)	3/4	3/4
Full Load Amps (FLA)	5.7	5.7
Rated RPM	1050	1050
REFRIGERATION SYSTEM		
Refrigerant Control	Orifice	Orifice
Refrigerant Charge (oz.)	72.3	74.1
SOUND POWER (DB)	80	80

3 Dimensions



	MPG24S060M413B	MPG30S060M413B	MPG36S090M413B	MPG42S090M413B
UNIT DIMENSION AND WEIGHTS				
Height (in.)	46-13/16	46-13/16	46-13/16	46-13/16
Width (in.)	35-1/16	35-1/16	35-1/16	35-1/16
Length (in.)	50-11/16	50-11/16	50-11/16	50-11/16
Net Weight (lbs.)	428	437	443	474

	MPG48S090M413B	MPG60S110M413B
UNIT DIMENSION AND WEIGHTS		
Height (in.)	51-7/16	51-7/16
Width (in.)	44-13/16	44-13/16
Length (in.)	50-9/16	50-9/16
Net Weight (lbs.)	536	569

4 Airflow Data

Model Number	Motor Speed		External Static Pressure-Inches W.C.[kPa]										
			0[0]	0.1[.02]	0.2[.05]	0.3[.07]	0.4[.10]	0.5[.12]	0.6[.15]	0.7[.17]	0.8[.20]	0.9[.23]	1.0[.25]
24	Low (Tap1)	CFM	/	855	792	727	669	/	/	/	/	/	/
		Current/A	/	1.39	1.44	1.46	1.5	/	/	/	/	/	/
		Power/W	/	140	146	147	152	/	/	/	/	/	/
	Middle-1 (Tap2)	CFM	/	/	/	/	827	771	689	621	568	/	/
		Current/A	/	/	/	/	1.94	2	2.05	2.08	2.11	/	/
		Power/W	/	/	/	/	212	221	225	230	234	/	/
	Middle-2 (Tap3)	CFM	/	/	/	/	/	/	/	846	774	710	660
		Current/A	/	/	/	/	/	/	/	2.72	2.73	2.82	2.86
		Power/W	/	/	/	/	/	/	/	317	312	330	335
	Middle-3 (Tap4)	CFM	/	/	/	/	/	/	/	/	/	844	797
		Current/A	/	/	/	/	/	/	/	/	/	3.24	3.28
		Power/W	/	/	/	/	/	/	/	/	/	385	391
30	Low (Tap1)	CFM	917	855	792	/	/	/	/	/	/	/	/
		Current/A	1.37	1.39	1.44	/	/	/	/	/	/	/	/
		Power/W	137	140	146	/	/	/	/	/	/	/	/
	Middle-1 (Tap2)	CFM	1051	997	940	885	827	771	/	/	/	/	/
		Current/A	1.78	1.81	1.86	1.88	1.94	2	/	/	/	/	/
		Power/W	191	196	201	201	212	221	/	/	/	/	/
	Middle-2 (Tap3)	CFM	/	/	/	1049	995	947	898	846	774	710	/
		Current/A	/	/	/	2.51	2.57	2.6	2.67	2.72	2.73	2.82	/
		Power/W	/	/	/	288	297	299	311	317	312	330	/
	Middle-3 (Tap4)	CFM	/	/	/	/	/	1045	997	951	908	844	797
		Current/A	/	/	/	/	/	3.03	3.04	3.13	3.18	3.24	3.28
		Power/W	/	/	/	/	/	359	354	371	378	385	391
	High (Tap5)	CFM	/	/	/	/	/	/	/	/	/	1032	991
		Current/A	/	/	/	/	/	/	/	/	/	4.03	3.98
		Power/W	/	/	/	/	/	/	/	/	/	495	482
36	Low (Tap1)	CFM	917	855	/	/	/	/	/	/	/	/	/
		Current/A	1.37	1.39	/	/	/	/	/	/	/	/	/
		Power/W	137	140	/	/	/	/	/	/	/	/	/
	Middle-1 (Tap2)	CFM	1051	997	940	885	/	/	/	/	/	/	/
		Current/A	1.78	1.81	1.86	1.88	/	/	/	/	/	/	/
		Power/W	191	196	201	201	/	/	/	/	/	/	/
	Middle-2 (Tap3)	CFM	1204	1153	1100	1049	995	947	898	/	/	/	/
		Current/A	2.4	2.45	2.44	2.51	2.57	2.6	2.67	/	/	/	/
		Power/W	275	282	276	288	297	299	311	/	/	/	/
	Middle-3 (Tap4)	CFM	1281	1240	1190	1142	1092	1045	997	951	908	/	/
		Current/A	2.82	2.84	2.85	2.96	3	3.03	3.04	3.13	3.18	/	/
		Power/W	331	333	330	350	357	359	354	371	378	/	/
	High (Tap5)	CFM	/	/	/	/	1280	1244	1194	1140	1083	1032	991
		Current/A	/	/	/	/	3.95	4.08	4.07	4	4.06	4.03	3.98
		Power/W	/	/	/	/	481	507	504	486	502	495	482

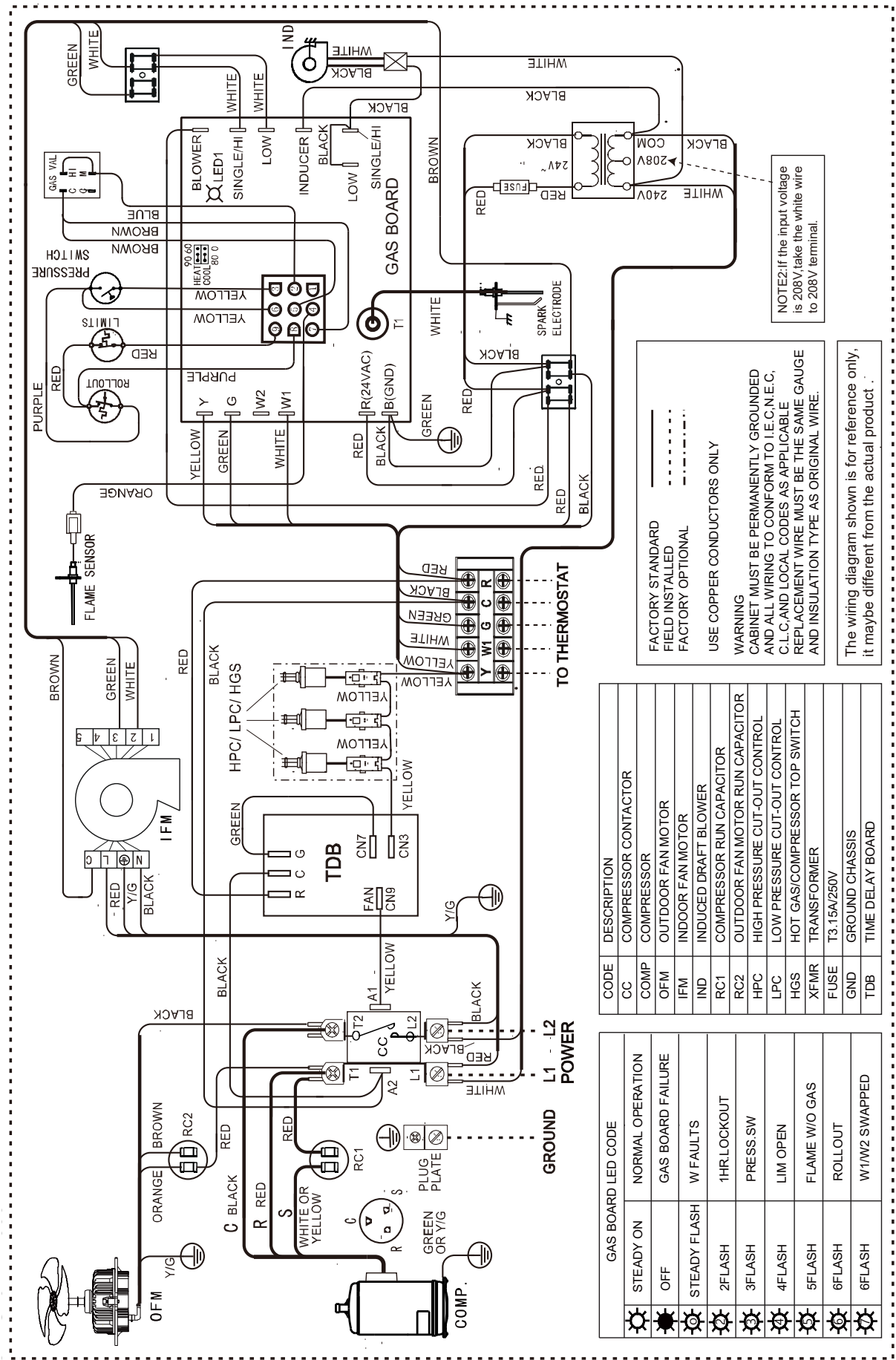
4 Airflow Data

Model Number	Motor Speed		External Static Pressure-Inches W.C.[kPa]										
			0[0]	0.1[.02]	0.2[.05]	0.3[.07]	0.4[.10]	0.5[.12]	0.6[.15]	0.7[.17]	0.8[.20]	0.9[.23]	1.0[.25]
42	Middle-1 (Tap2)	CFM	1153	1102	1056	/	/	/	/	/	/	/	/
		Current/A	2.09	2.13	2.18	/	/	/	/	/	/	/	/
		Power/W	227	233	239	/	/	/	/	/	/	/	/
	Middle-2 (Tap3)	CFM	1426	1388	1343	1306	1267	1229	1192	1156	1093	/	/
		Current/A	3.49	3.53	3.55	3.66	3.71	3.77	3.84	3.88	3.92	/	/
		Power/W	416	422	418	438	445	453	463	468	473	/	/
	Middle-3 (Tap4)	CFM	/	/	/	/	1472	1428	1392	1354	1309	/	/
		Current/A	/	/	/	/	5.08	5.06	5.09	5.13	5.12	/	/
		Power/W	/	/	/	/	634	629	633	639	638	/	/
	High (Tap5)	CFM	/	/	/	/	/	1500	1460	1398	1321	/	/
		Current/A	/	/	/	/	/	5.65	5.61	5.41	5.19	/	/
		Power/W	/	/	/	/	/	710	700	670	640	/	/
48	Middle-1 (Tap2)	CFM	1251	/	/	/	/	/	/	/	/	/	/
		Current/A	1.67	/	/	/	/	/	/	/	/	/	/
		Power/W	192	/	/	/	/	/	/	/	/	/	/
	Middle-2 (Tap3)	CFM	1547	1473	1424	1374	1323	1267	1213	/	/	/	/
		Current/A	2.8	2.87	2.95	3.04	3.12	3.21	3.3	/	/	/	/
		Power/W	340	350	360	371	382	394	407	/	/	/	/
	Middle-3 (Tap4)	CFM	1789	1741	1695	1649	1605	1559	1510	1460	1409	1359	1313
		Current/A	4.11	4.19	4.28	4.36	4.45	4.54	4.64	4.74	4.83	4.92	5
		Power/W	517	528	540	551	564	576	589	603	615	627	639
	High (Tap5)	CFM	/	/	/	/	/	1755	1696	1630	1563	1490	1438
		Current/A	/	/	/	/	/	5.79	5.76	5.73	5.71	5.68	5.66
		Power/W	/	/	/	/	/	750	745	741	737	733	730
60	Middle-2 (Tap3)	CFM	1547	1473	/	/	/	/	/	/	/	/	/
		Current/A	2.8	2.87	/	/	/	/	/	/	/	/	/
		Power/W	340	350	/	/	/	/	/	/	/	/	/
	Middle-3 (Tap4)	CFM	1789	1741	1695	1649	1605	1559	1510	1460	/	/	/
		Current/A	4.11	4.19	4.28	4.36	4.45	4.54	4.64	4.74	/	/	/
		Power/W	517	528	540	551	564	576	589	603	/	/	/
	High (Tap5)	CFM	2035	1976	1927	1875	1815	1755	1696	1630	1563	1490	1438
		Current/A	5.66	5.74	5.81	5.85	5.82	5.79	5.76	5.73	5.71	5.68	5.66
		Power/W	733	744	754	758	754	750	745	741	737	733	730

Airflow performance data is based on cooling performance with a coil and no filter in place. Use this performance table for appropriate unit size, external static applied to unit and allow operation within the minimum and maximum limits shown in table below for both cooling and electric heat operation.

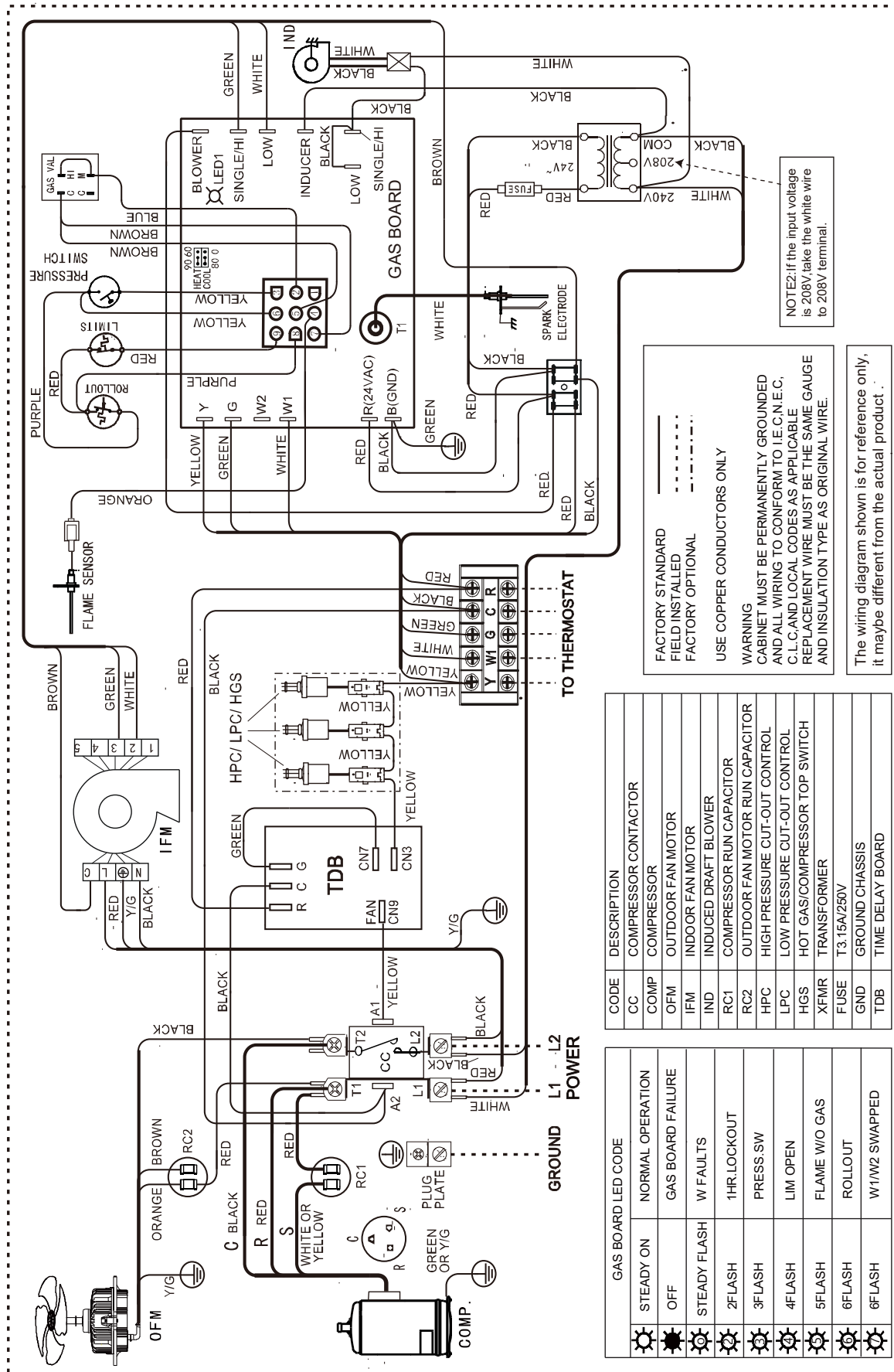
5 Wiring Diagrams

MPG24S060M413B



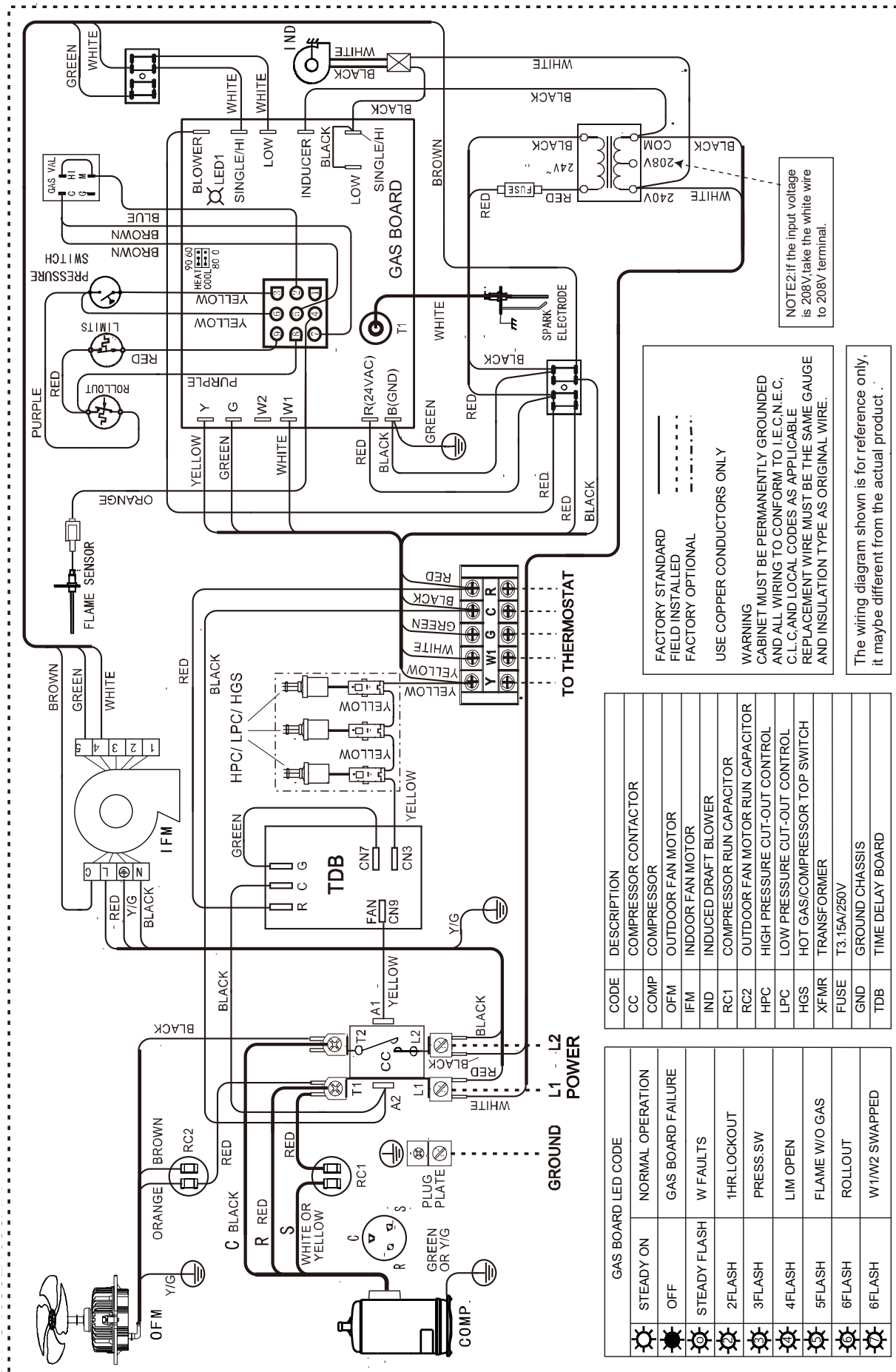
Wiring Diagrams

MPG30S060M413B



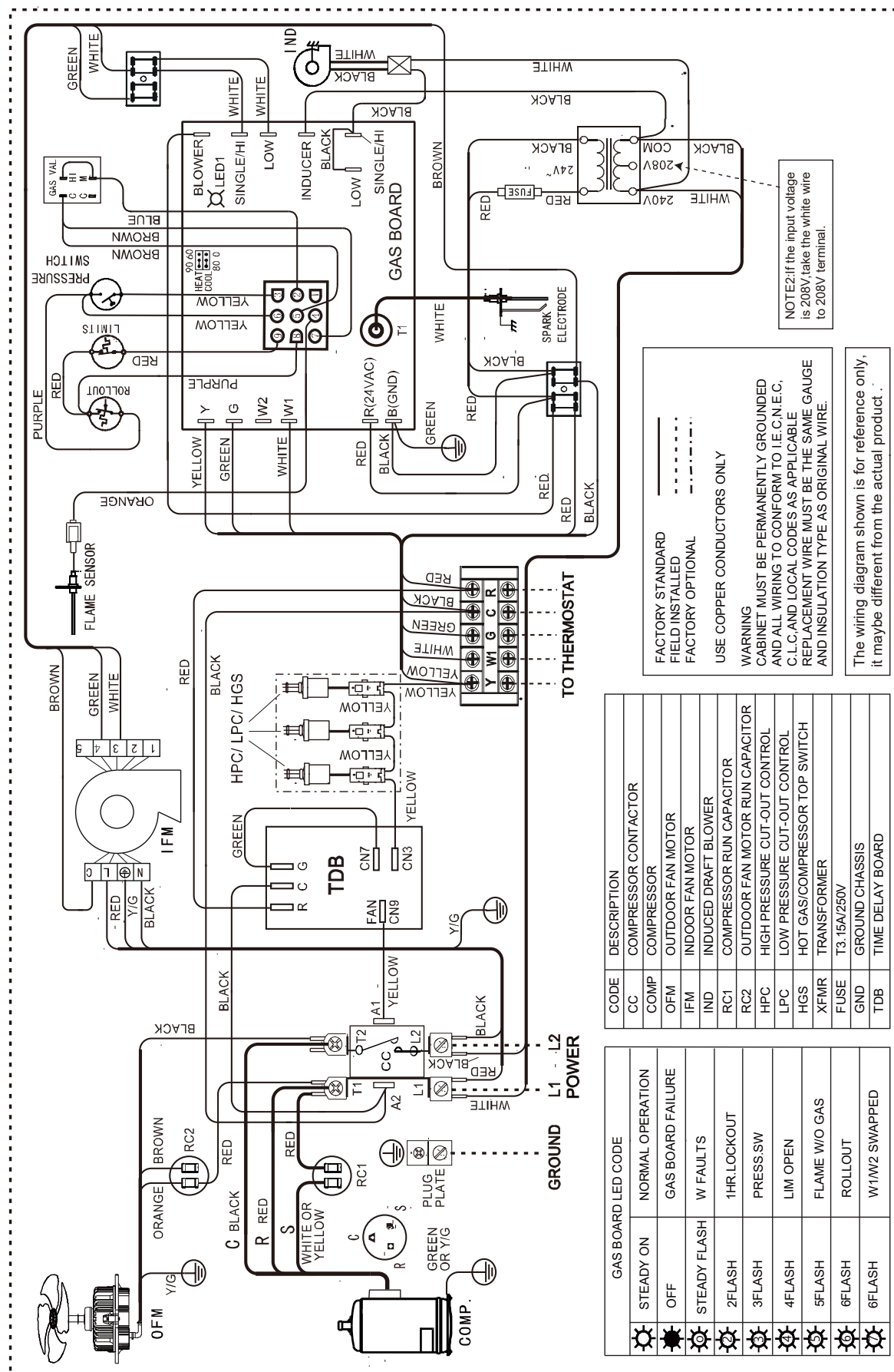
Wiring Diagrams

MPG36S090M413B



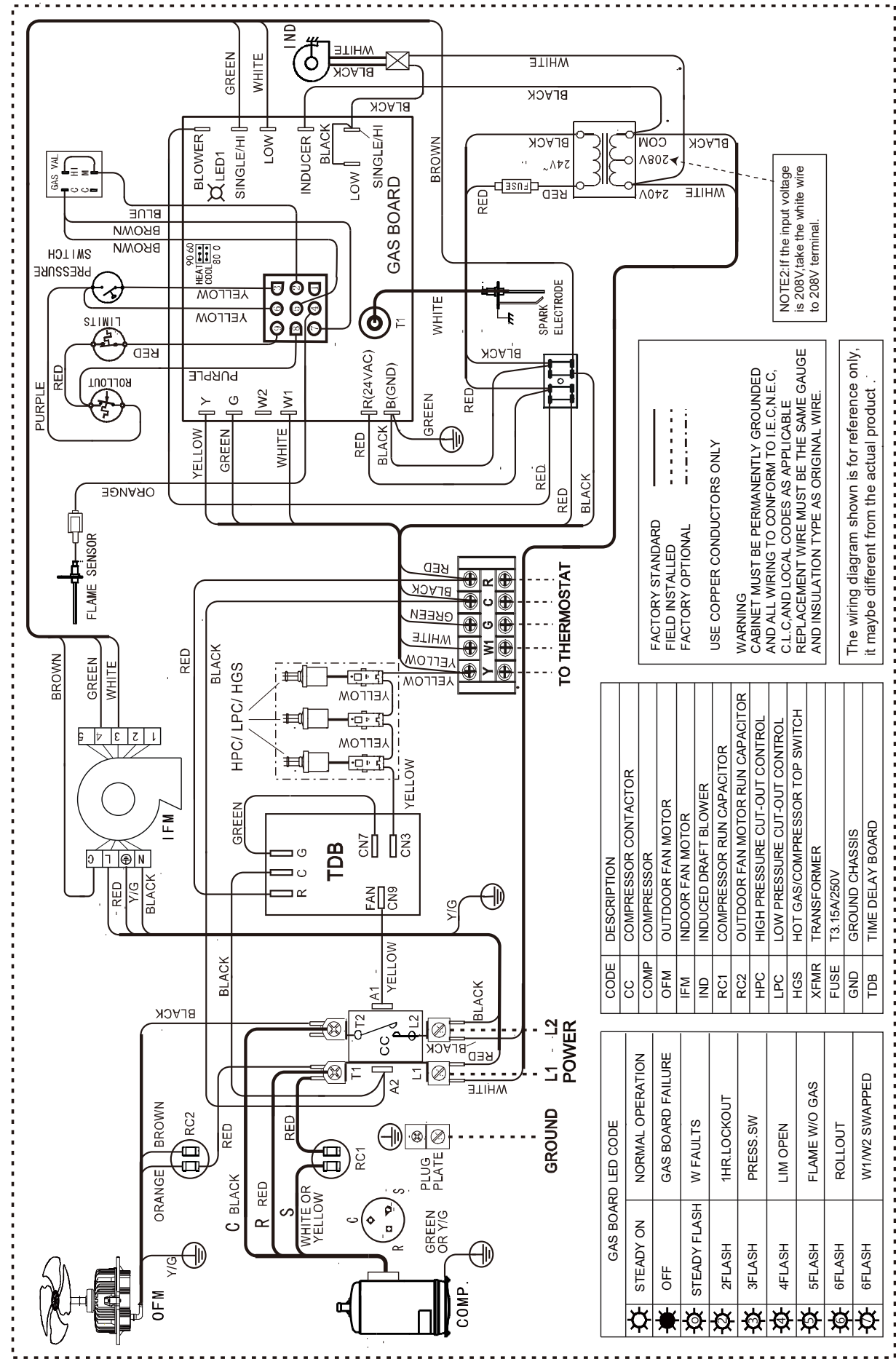
Wiring Diagrams

MPG42S090M413B



Wiring Diagrams

MPG48S090M413B



Wiring Diagrams

MPG60S110M413B

