



Thru-the-Wall Comfort for all types of Multi-Family Construction

Comfort Pack Condensing Gas Furnace Submittal Data

For Approval

Project:

Purchaser:

Date:

up to 95% AFUE | 12 SEER

Go Thru-the-Wall



National Comfort Products
A Division of National Refrigeration and Air Conditioning Products, Inc.
539 Dunksferry Road • Bensalem, PA 19020-5908
(800) 523-7138 • Fax (215) 639-1674
www.nationalcomfortproducts.com

Gas Heat Models

Plan Designation	Quantity	Model	Description	Page
		CPG41125-U	NCP Comfort Pack Gas R410A 1.0 ton cooling, 25MBH gas input, 208-230/1/60, 95 AFUE/12 SEER	5
		CPG41132-U	NCP Comfort Pack Gas R410A 1.0 ton cooling, 32MBH gas input, 208-230/1/60, 95 AFUE/12 SEER	5
		CPG41725-U	NCP Comfort Pack Gas R410A 1.5 ton cooling, 25MBH gas input, 208-230/1/60, 95 AFUE/12 SEER	5
		CPG41732-U	NCP Comfort Pack Gas R410A 1.5 ton cooling, 32MBH gas input, 208-230/1/60, 95 AFUE/12 SEER	5
		CPG41743-U	NCP Comfort Pack Gas R410A 1.5 ton cooling, 43MBH gas input, 208-230/1/60, 95 AFUE, 12 SEER	5
		CPG41750-U	NCP Comfort Pack Gas R410A 1.5 ton cooling, 50MBH gas input, 208-230/1/60, 93 AFUE, 12 SEER	5
		CPG42325-U	NCP Comfort Pack Gas R410A 2.0 ton cooling, 25MBH gas input, 208-230/1/60, 95 AFUE, 12 SEER	5
		CPG42332-U	NCP Comfort Pack Gas R410A 2.0 ton cooling, 32MBH gas input, 208-230/1/60, 95 AFUE, 12 SEER	5
		CPG42343-U	NCP Comfort Pack Gas R410A 2.0 ton cooling, 43MBH gas input, 208-230/1/60, 95 AFUE, 12 SEER	5
		CPG42350-U	NCP Comfort Pack Gas R410A 2.0 ton cooling, 50MBH gas input, 208-230/1/60, 93 AFUE, 12 SEER	5

Options

Plan Designation	Quantity	Model	Description	Page
		CPWS	Comfort Pack Wall Sleeve	6
		CPSGX-P	Comfort Pack 95% Model Stamped Grille Painted (Attaches to Wall Sleeve Only)	7
		CPLGX-S	Comfort Pack 95% Model Architectural Louver Grille for Sleeve (Attaches to Wall Sleeve Only)	8
		CPLGX-SP	Comfort Pack 95% Model Architectural Louver Grille for Sleeve Painted (Attaches to Wall Sleeve Only)	8
		A	Ornit Stamped Grilles	NA
		B	Slotted Filter Door	4
		C	Combination of both A & B	NA
		CPPH	Comfort Pack PH Neutralizer Kit	NA
		14208384	LP Kit for 25K NG Furnace	NA
		14208385	LP Kit for 43K NG Furnace (LP Input 35K)	NA
		14208386	LP Kit for 50K NG Furnace	NA

Up to 95% AFUE | 12 SEER

Performance Data

Model	Nominal Cooling Tons	Cooling Btu	Heating Btu Input	Heating Btu Output	AFUE
CPG41125-U	1	12,000	25,000	23,750	95%
CPG41132-U	1	12,000	32,000	30,400	95%
CPG41725-U	1.5	17,500	25,000	23,750	95%
CPG41732-U	1.5	17,500	32,000	30,400	95%
CPG41743-U	1.5	17,500	43,000	40,850	95%
CPG41750-U	1.5	17,500	50,000	46,500	93%
CPG42325-U	2	22,000	25,000	23,750	95%
CPG42332-U	2	22,000	32,000	30,400	95%
CPG42343-U	2	22,000	43,000	40,850	95%
CPG42350-U	2	22,000	50,000	46,500	93%

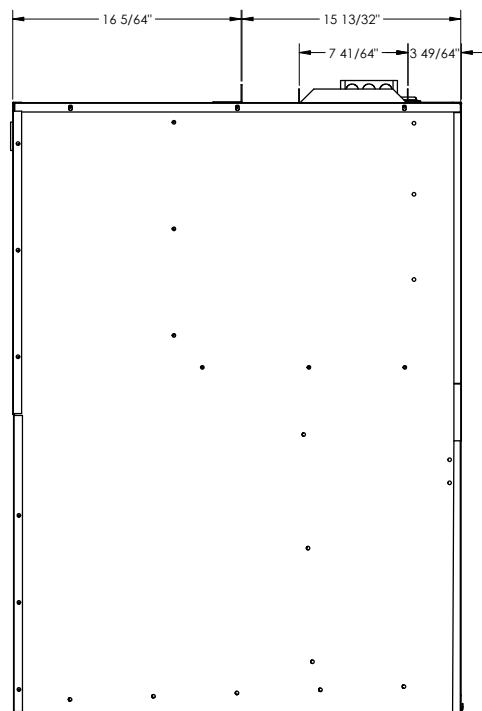
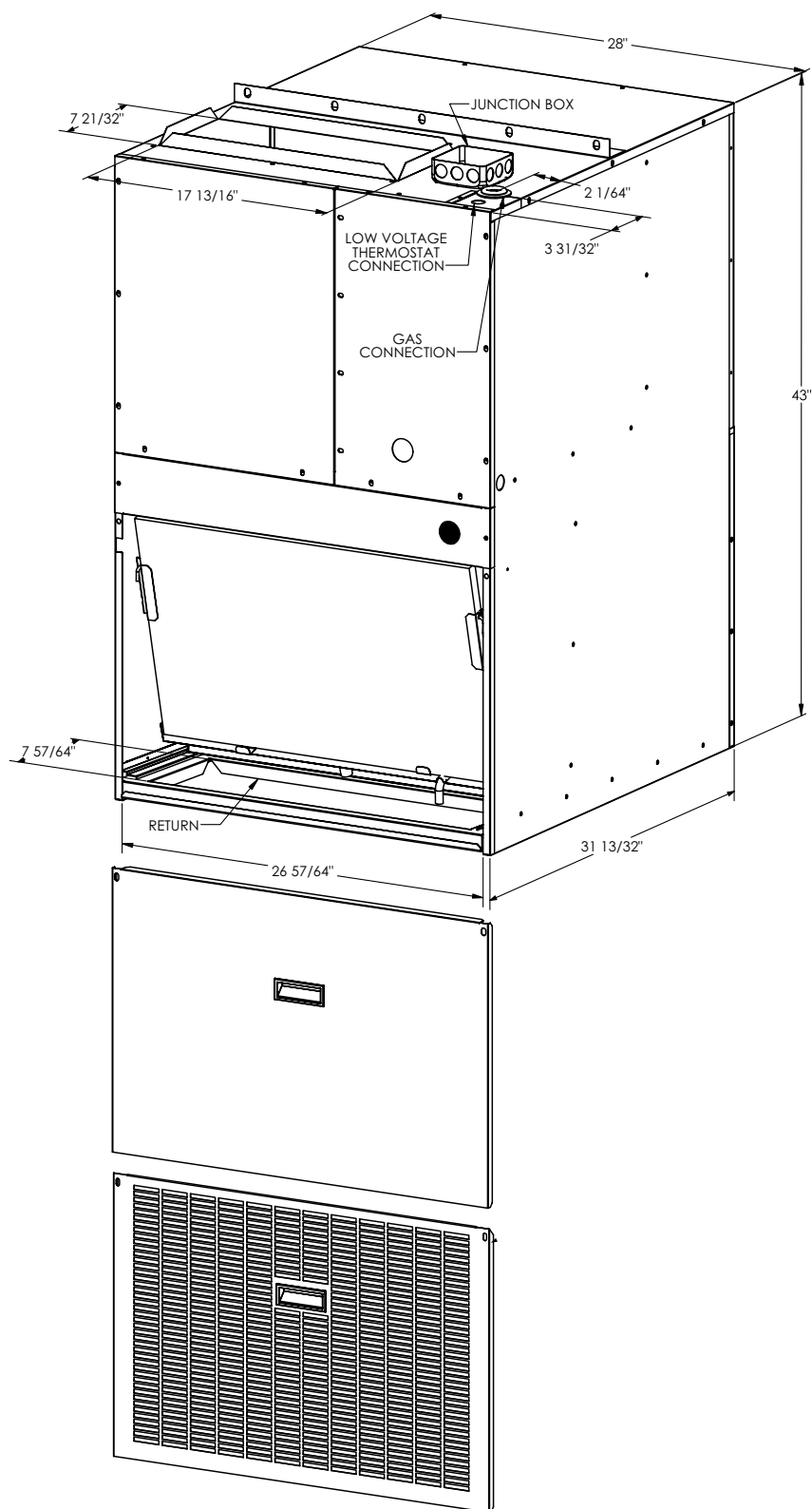
Electrical Data

Model	Voltage	Compressor		Outdoor Fan Motor			Indoor Blower Motor		Total Amps	Minimum Circuit Amps	Maximum Overcurrent Protector
		RLA	LRA	HP	FLA	LRA	HP	FLA			
CPG41125-U***	208-230/60/1	4.7	29.5	1/4	2.4	–	1/3	3.0	10.1	11.3	15
CPG41132-U***	208-230/60/1	4.7	29.5	1/4	2.4	–	1/3	3.0	10.1	11.3	15
CPG41725-U***	208-230/60/1	6.5	37.5	1/4	1.8	3.6	1/3	3.0	11.3	13.0	15
CPG41732-U***	208-230/60/1	6.5	37.5	1/4	1.8	3.6	1/3	3.0	11.3	13.0	15
CPG41743-U***	208-230/60/1	6.5	37.5	1/4	1.8	3.6	1/3	3.0	11.3	13.0	15
CPG41750-U***	208-230/60/1	6.5	37.5	1/4	1.8	3.6	1/3	3.0	11.3	13.0	15
CPG42325-U***	208-230/60/1	8.4	37	1/4	2.4	–	1/2	3.9	14.7	16.8	25
CPG42332-U***	208-230/60/1	8.4	37	1/4	2.4	–	1/2	3.9	14.7	16.8	25
CPG42343-U***	208-230/60/1	8.4	37	1/4	2.4	–	1/2	3.9	14.7	16.8	25
CPG42350-U***	208-230/60/1	8.4	37	1/4	2.4	–	1/2	3.9	14.7	16.8	25

Project:

Comfort Pack Gas 95% Air Flow Data						
Model	Color	Speed Tap	ESP (in. wc) / CFM			
			0.1	0.2	0.3	0.4
CPG411	Red	1	800	764	730	686
	Yellow	2	710	668	630	575
	Blue	3	585	533	485	419
	Black	4	525	468	415	345
	Orange	5	400	325	250	175
CPG417	Red	1	800	764	730	686
	Yellow	2	710	668	630	575
	Blue	3	585	533	485	419
	Black	4	525	468	415	345
	Orange	5	400	325	250	175
CPG423	Red	1	820	808	795	783
	Yellow	2	725	712	700	685
	Blue	3	610	593	575	561
	Black	4	530	510	490	473
	Orange	5	395	372	350	326

CPG-Comfort Pack Condensing Gas Furnace



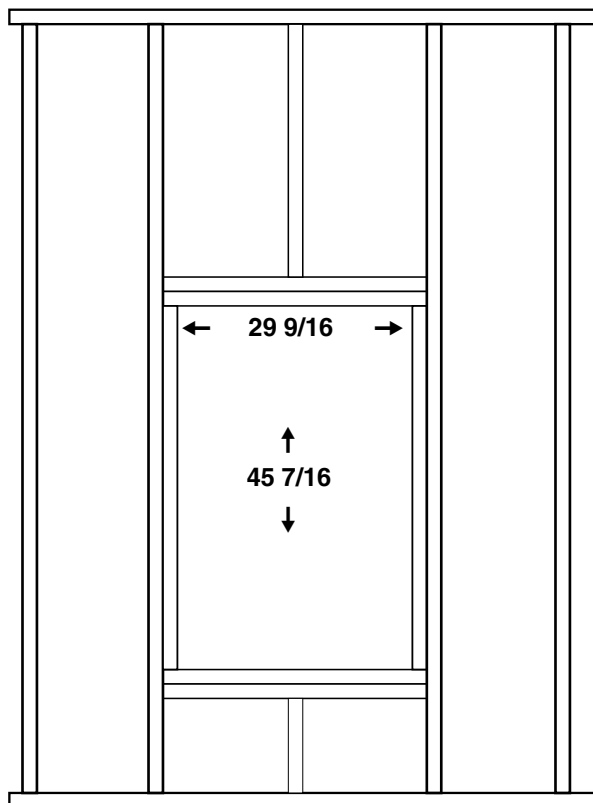
Side view

Project:

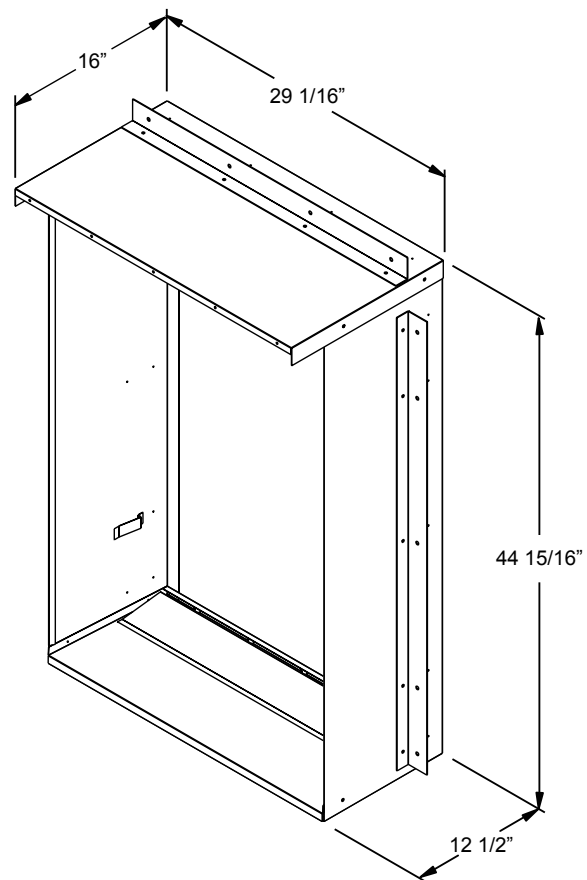
Wall Sleeve

CPWS

Rough In Dimensions




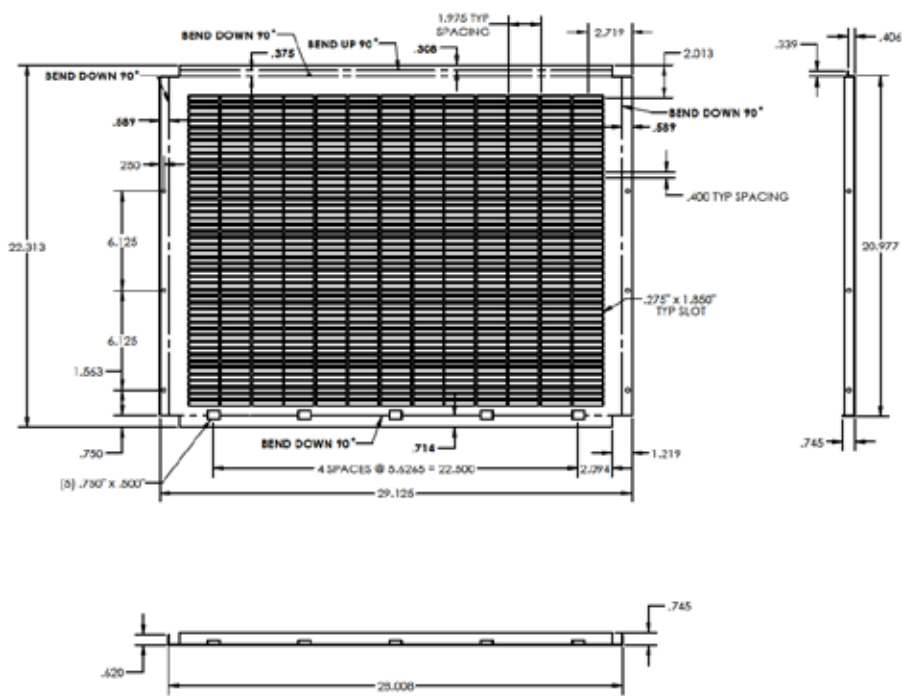

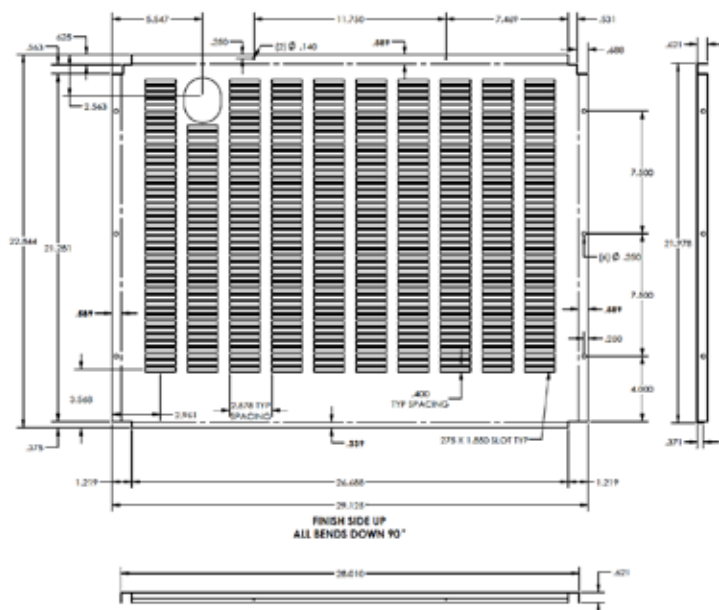
Actual Wall Sleeve Dimensions



Project:

Powder Coated Standard Louver (Sleeve Mounted)

CPSGX-P

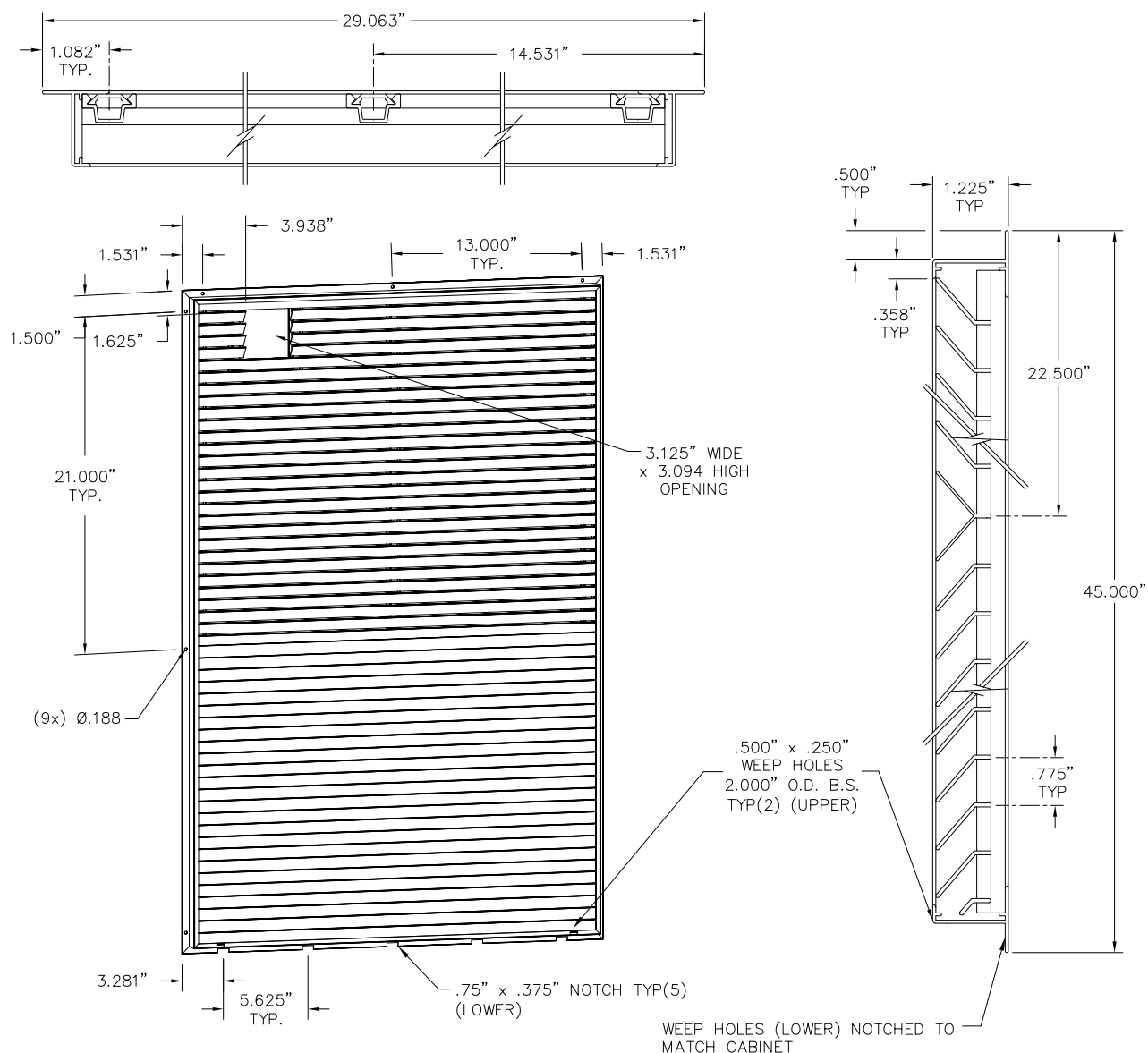


The CPSGX-P version is a powder coated galvanized metal. It mounts to the Wall Sleeve and is recommended to be installed during the installation of the CPWS. (See page 6)

Architectural Louver (Sleeve Mounted)

CPLGX-S (anodized aluminum finish)

CPLGX-SP (painted finish)



The CPLGX-S & CPLGX-SP are Architectural Louvers available in anodized aluminum or a painted baked enamel finish. These Louvers are sleeve mounted and recommended to be installed during the installation of the CPWS. (See page 5)

Notes

This image shows a single sheet of white paper with horizontal ruling lines. The lines are evenly spaced and run across the width of the page. There are no margins, text, or other markings on the paper.



HEATING & A/C EQUIPMENT

National Comfort Products

A Division of National Refrigeration and Air Conditioning Products, Inc.

539 Dunksferry Road • Bensalem, PA 19020-5908
(800) 523-7138 • Fax (215) 639-1674

www.NationalComfortProducts.com

