

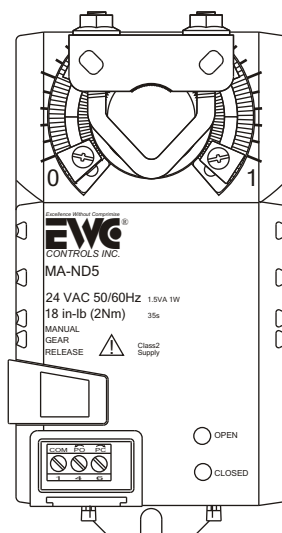
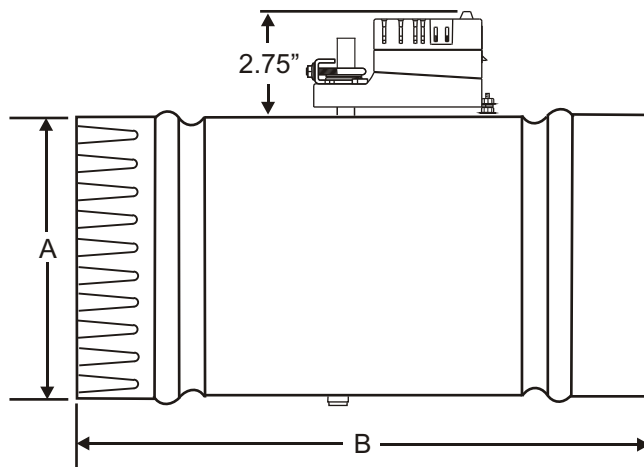
# ULTRA-ZONE®

Forced Air Zone Controls

## SUBMITTAL SHEET

Model URD Round Damper  
with MA-ND5 Actuator

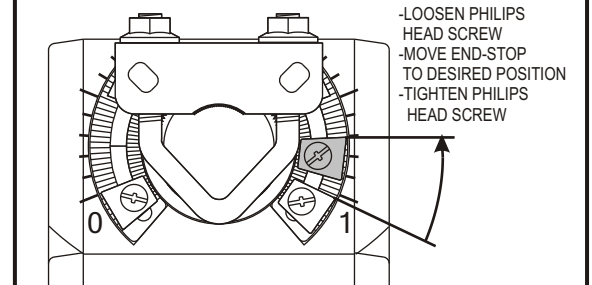
The URD series of round motorized dampers are a double layered blade design with an integrated Poron™ sealing gasket. The superior design insures long life and zero maintenance. URD dampers are easy to install, easy to wire up, and come with a 5 year warranty. The URD damper is constructed of heavy 24 gauge galvanized steel with factory rolled stiffening beads. The nylon bearings and ThermoTuff™ drive shafts insure smooth, quiet operation and provide a thermal barrier to the motor. The URD is designed to operate reliably at static pressures up to 1.5" w.c. The UL Listed MA-ND5 Actuator is a 24vac 3 wire power open / power close type rated at 18 " lbs. of torque. It includes an integrated wiring terminal block, and a NEMA1 rated housing. The MA-ND5 motor features bright Green and Red LED's which correspond to the OPEN and CLOSED position of the blade. The motor also includes adjustable End-Stops for Min/Max blade position, that allows for field balancing of the full or minimum CFM flow, into a particular zone or area. The Position LED's will illuminate regardless of the End Stop positions.



### NOMINAL DIMENSIONS

MODEL #	A	B	.1" WC
URD - 4	4.00"	10.00"	40 CFM
URD - 5	5.00"	10.00"	70 CFM
URD - 6	6.00"	12.00"	110 CFM
URD - 7	7.00"	12.00"	160 CFM
URD - 8	8.00"	12.00"	230 CFM
URD - 9	9.00"	12.00"	310 CFM
URD - 10	10.00"	12.00"	410 CFM
URD - 12	12.00"	14.00"	650 CFM
URD - 14	14.00"	16.00"	1000 CFM
URD - 16	16.00"	20.00"	1400 CFM
URD - 18	18.00"	20.00"	2000 CFM
URD - 20	20.00"	20.00"	2500 CFM

### END STOP ADJUSTMENT



### SUBMITTAL FORM

SUBMITTED BY: \_\_\_\_\_

JOB: \_\_\_\_\_

ARCHITECT: \_\_\_\_\_

ENGINEER: \_\_\_\_\_

CONTRACTOR: \_\_\_\_\_

LOCATION: \_\_\_\_\_

Excellence Without Compromise  
**EVC**®  
CONTROLS INC.

385 Hwy. 33  
Englishtown, NJ 07726  
Ph: 800-446-3110  
Fx: 732-446-5362

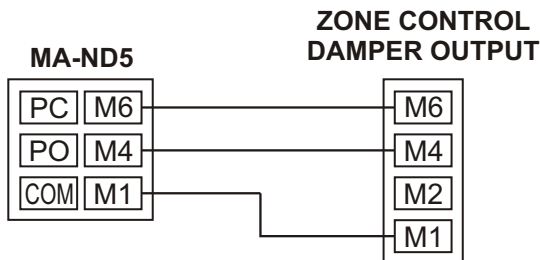
P/N 090377A0068 REV. Y 05.07.20  
Copyright © 2000 EVC Controls Inc., All Rights Reserved.

### WIRING SOLUTIONS

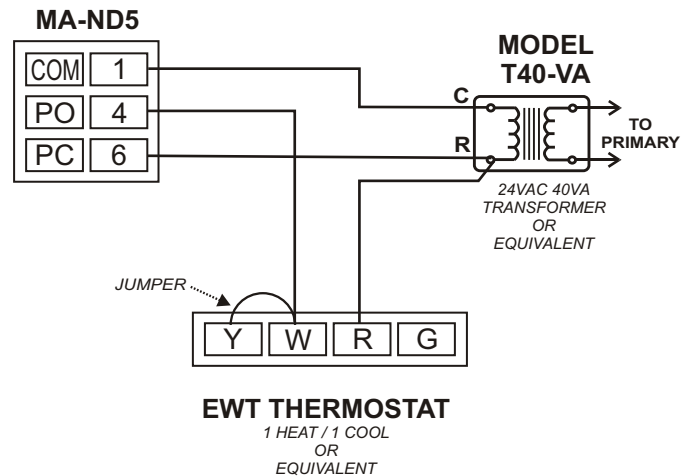
#### Motor Actuator Terminals

TERMINAL	DESCRIPTION
1 / COM	24v Common
4 / PO	24v Power to Open
6 / PC	24v Power to Close

#### Wiring to a Zone Control Panel



#### Wiring a Thermostat to Control a Single Damper



#### Wiring in Parallel

