


# n<sup>cp</sup> Multi-Family Thru-the-Wall Heating & Cooling



Scan the QR Code  
to Watch Video!

**NATIONAL  
COMFORT  
PRODUCTS**  
HEATING & A/C EQUIPMENT

**National Comfort Products**  
A Division of National Refrigeration and Air Conditioning Products, Inc.  
539 Dunksferry Road • Bensalem, PA 19020-5908  
(800) 523-7138  
[www.nationalcomfortproducts.com](http://www.nationalcomfortproducts.com)

*Go Thru-the-Wall*



*Go Thru-the-Wall*

## OUR HISTORY

National Comfort Products is a leading manufacturer of thru-the-wall heating and air conditioning equipment for the multi-family industry and has been for over 25 years. National Comfort Products markets worldwide through wholesalers who represent the finest in heating and air conditioning products. We have built our reputation on high quality products and fast, efficient service, making National Comfort Products a leader in customer satisfaction.

Here at National Comfort Products, our team is committed to advanced research and development to continuously develop products using the latest advances in energy technology and design.

## RESEARCH AND DEVELOPMENT

Our team is comprised of engineering, manufacturing and quality professionals dedicated to creating innovative solutions for advanced technologies. The people at National Comfort Products focus on the complete manufacturing process, from design to quality control, designing advanced heating and air conditioning products which are easier to use, more accurate, and more functional. Our research and development is supported with an in-house lab that can replicate indoor and outdoor temperatures over a wide span.

## STATE-OF-THE-ART FACILITY

National Comfort Product's 200,000 square-foot manufacturing facility in Bensalem, PA, features sophisticated metal fabricating equipment, a robotic brake, punching cells, and copper machines.

With new state-of-the-art tooling, including refrigeration charging, leak checking equipment, and metal processing equipment, we ensure that all of our heating and air conditioning equipment meets our high quality standard before it is shipped to our customers. All phases of the manufacturing process from engineering and design to fabrication and assembly are done in-house by our experienced personnel.

## CONTACT US

Visit us at [www.NationalComfortProducts.com](http://www.NationalComfortProducts.com) for additional information on any of our products or call us at 800-523-7138.



# Go Thru-the-Wall


## OUR PRODUCTS

### Thru the Wall Comfort Packs

Our Comfort Pack, with the options of gas or electric heat and electric cooling, comes in a total self-contained package offering easier installation, access and efficiency. Models range from 0.75 to 2.5 tons and come pre-charged and pre-wired. The heating sections have an input range up to 64,000 Btuh for gas and 15 KW for electric.

All Comfort Pack Units meet Department of Energy requirements.

## Comfort Pack Advantages




Gas Non Condensing  
Furnace Models

80% AFUE  
Slide-Out Furnace  
with Stainless  
Steel Heat Exchanger




Gas Condensing  
Furnace Models


Up to 95% AFUE  
Slide-Out Furnace  
with Stainless  
Steel Heat Exchanger




Auxiliary Drain Provides  
Built In Condensate  
Overflow Protection



Universal Cooling Chassis,  
Slides Out for Ease of Service



Easy Access Refrigeration  
Service Ports Utilizing  
Low Loss Coremax  
Technology



Polarized Molex Plugs  
Allowing for Simple  
Disconnect from Cabinet

Thru-the-Wall Comfort for all types of Multi-Family Construction

# Go Thru-the-Wall

## Comfort Pack U-Series with 80% Gas Heat

11.7 SEER2 – 80% AFUE

### Gas Models

CP840928UB	0.75 Ton Cooling	28MBTU Gas Heating
CP841228UB	1 Ton Cooling	28MBTU Gas Heating
CP841238UB	1 Ton Cooling	38MBTU Gas Heating
CP841828UB	1.5 Ton Cooling	28MBTU Gas Heating
CP841838UB	1.5 Ton Cooling	38MBTU Gas Heating
CP841851UB	1.5 Ton Cooling	51MBTU Gas Heating
CP841864UB	1.5 Ton Cooling	64MBTU Gas Heating
CP842428UB	2 Ton Cooling	28MBTU Gas Heating
CP842438UB	2 Ton Cooling	38MBTU Gas Heating
CP842451UB	2 Ton Cooling	51MBTU Gas Heating
CP842464UB	2 Ton Cooling	64MBTU Gas Heating



Scan for Technical Data




## Comfort Pack T Series 2.5 Ton with 80% Gas Heat

11.7 SEER2 – 80% AFUE

### Gas Models

CP843051TB	2.5 Ton Cooling	51MBTU Gas Heating
CP843064TB	2.5 Ton Cooling	64MBTU Gas Heating

(The T Series chassis will only fit T Series model cabinets, see Technical Data for new cabinet dimensions.)



Scan for Technical Data






# Go Thru-the-Wall

Comfort Pack U Series with up to 95% Gas Heat

11.7 SEER2 – up to 95% AFUE

## Gas Models

CP940925UB	0.75 Ton Cooling	25MBTU Gas Heating	95 AFUE
CP941225UB	1 Ton Cooling	25MBTU Gas Heating	95 AFUE
CP941232UB	1 Ton Cooling	32MBTU Gas Heating	95 AFUE
CP941825UB	1.5 Ton Cooling	25MBTU Gas Heating	95 AFUE
CP941832UB	1.5 Ton Cooling	32MBTU Gas Heating	95 AFUE
CP941843UB	1.5 Ton Cooling	43MBTU Gas Heating	95 AFUE
CP941850UB	1.5 Ton Cooling	50MBTU Gas Heating	93 AFUE
CP942425UB	2 Ton Cooling	25MBTU Gas Heating	95 AFUE
CP942432UB	2 Ton Cooling	32MBTU Gas Heating	95 AFUE
CP942443UB	2 Ton Cooling	43MBTU Gas Heating	95 AFUE
CP942450UB	2 Ton Cooling	50MBTU Gas Heating	93 AFUE



Scan for Technical Data



## NOW AVAILABLE!

Comfort Pack T Series 2.5 Ton with up to 95% Gas Heat

11.7 SEER2 – up to 95% AFUE

## Gas Models

CP943043TB	2.5 Ton Cooling	43MBTU Gas Heating
CP943050TB	2.5 Ton Cooling	50MBTU Gas Heating

(The T Series chassis will only fit T Series model cabinets, see Technical Data for new cabinet dimensions.)



Scan for Technical Data



Thru-the-Wall Comfort for all types of Multi-Family Construction

# Go Thru-the-Wall

## Comfort Pack U Series with Optional Electric Heat Kit

### 11.7 SEER2 – 2 Stage Electric Heat

#### Electric Models


CPE40900UB	0.75 Ton Cooling
CPE41200UB	1 Ton Cooling
CPE41800UB	1.5 Ton Cooling
CPE42400UB	2 Ton Cooling

#### Field Installed Heat Kits

CPEHK-03-B	3 KW Electric Heating
CPEHK-05-B	5 KW Electric Heating
CPEHK-07-B	7 KW Electric Heating
CPEHK-10-B	10 KW Electric Heating
CPEHK-15-B	15 KW Electric Heating (not available for CPE40900UB and CPE41200UB)



Scan for Technical Data



## NOW AVAILABLE!

## Comfort Pack T Series 2.5 Tons with Optional Electric Heat Kit

### 11.7 SEER2 – 2 Stage Electric Heat

#### Electric Models

CPE43000TB	2.5 Ton Cooling
------------	-----------------


#### Field Installed Heat Kits

CPEHK-10-B	10 KW Electric Heating
CPEHK-15-B	15 KW Electric Heating

*(The T Series chassis will only fit T Series model cabinets, see Technical Data for new cabinet dimensions.)*



Scan for Technical Data





# Go Thru-the-Wall


## Thru the Wall Split System Condensing Units

Our line of split-system condensing units have a capacity range of 1.5 to 2.5 tons. Condensing units are offered in four different cabinet sizes to fit applications with minimum modifications to the existing opening. All of our units are rated per the DOE Standard and are perfect for new multi-family apartment projects.

## Thru the Wall Split System Advantages

Our Thru-the-Wall condensing units can be used in new construction for a smaller wall penetration fit or to fit multiple preexisting wall openings for building retrofits for a more appealing exterior.

Thru-the-Wall condensing units save time and money with simple installation, eliminates long refrigerant or electrical runs, as well as theft and vandalism.



### 1000 Series | with matches up to 12.5 SEER2

NCP4181000B	1.5	Ton Cooling Only	26 1/4" W x 28 5/8" H
NCP4241000B	2	Ton Cooling Only	26 1/4" W x 28 5/8" H
NCP4301000B	2.5	Ton Cooling Only	26 1/4" W x 28 5/8" H

### 3000 Series | with matches up to 13 SEER2

NCP4183000B	1.5	Ton Cooling Only	24 1/8" W x 32" H
NCP4243000B	2	Ton Cooling Only	24 1/8" W x 32" H
NCP4303000B	2.5	Ton Cooling Only	24 1/8" W x 32" H

### 4000 Series | with matches up to 12.5 SEER2

NCP4184000B	1.5	Ton Cooling Only	30" W x 23" H
NCP4244000B	2	Ton Cooling Only	30" W x 23" H

### 5000 Series | with matches up to 14 SEER2

NCP4185000B	1.5	Ton Cooling Only	26 7/8" W x 38 7/8" H
NCP4245000B	2	Ton Cooling Only	26 7/8" W x 38 7/8" H
NCP4305000B	2.5	Ton Cooling Only	26 7/8" W x 38 7/8" H



Scan for Technical Data



Thru-the-Wall Comfort for all types of Multi-Family Construction

# Go Thru-the-Wall


## Thru the Wall Split System Heat Pumps

### 3000 Series Heat Pump

Our 3000 Series heat pump when matched with our NAH air handler will provide a complete system.

#### 3000 Series | with matches up to 12 SEER2 and 6.5 HSPF2

NHP4183000B	1.5	Ton Heat Pump	24 1/8" W x 32" H
NHP4243000B	2	Ton Heat Pump	24 1/8" W x 32" H



Scan for Technical Data



## HIGHER EFFICIENCY 5000 Series Heat Pump


## Thru the Wall Split System Heat Pumps

### 5000 Series Heat Pump

Our 5000 Series heat pump when matched with our NAH air handler will provide a complete system.

#### 5000 Series with matches up to 13.5 SEER2 and 7 HSPF2

NHP4185000B	1.5	Ton Heat Pump	26 7/8" W x 38 7/8" H
NHP4245000B	2	Ton Heat Pump	26 7/8" W x 38 7/8" H
NHP4305000B	2.5	Ton Heat Pump	26 7/8" W x 38 7/8" H



Scan for Technical Data





# Go Thru-the-Wall

## Air Handlers


### New Multi Family Style Air Handler

NAH424MF*-L*	2 Ton	24" W x 27 3/4" H x 24" 1/2 D
NAH424MF*-R*	2 Ton	24" W x 27 3/4" H x 24" 1/2 D
NAH430MF*-L*	2.5 Ton	24" W x 27 3/4" H x 24" 1/2 D
NAH430MF*-R*	2.5 Ton	24" W x 27 3/4" H x 24" 1/2 D

\*Note: L denotes Left Hand Return  
R denotes Right Hand Return



Scan for Technical Data



## Cased Coil

Adjustable R-410A TXV for optimum performance  
Matches available with all NCP Condensing Units

### NCC Series - R410A Cased Coil

NCC418AA-1	1.5 Ton	17.50" W x 21.50" D x 20" H
NCC424AA-1	2 Ton	17.50" W x 21.50" D x 24" H
NCC430AA-1	2.5 Ton	21.00" W x 21.50" D x 28" H

\*Note: Ready for both left and right hand drain requirements



Scan for Technical Data



Thru-the-Wall Comfort for all types of Multi-Family Construction

## Optional Products

### Architectural Louver Grilles


Our louver grilles enhance the appearance of the building, while providing protection from the weather and possible vandalism. Grilles are available in anodized aluminum and in multiple colors.



Comfort Pack  
Architectural Louver Grille  
(shown in anodized aluminum)



Split-System  
Architectural Louver Grille  
(shown in anodized aluminum)



Comfort Pack  
Powder Coated  
Stamped Louver

### Architectural Louvers

14269035	1000 Series Aluminum Architectural Louver
14269036	3000 Series Aluminum Architectural Louver
14269037	4000 Series Aluminum Architectural Louver
14269038	5000 Series Aluminum Architectural Louver
14269035-P	1000 Series Painted Architectural Louver
14269035-SP	1000 Series Painted Architectural Louver Sleeve Fit
14269036-P	3000 Series Painted Architectural Louver
14269036-SP	3000 Series Painted Architectural Louver Sleeve Fit
14269037-P	4000 Series Painted Architectural Louver
14269037-SP	4000 Series Painted Architectural Louver Sleeve Fit
14269038-P	5000 Series Painted Architectural Louver
14269038-SP	5000 Series Painted Architectural Louver Sleeve Fit
CPLG	Comfort Pack Aluminum Architectural Louver (Not for use on Condensing Gas Furnace Model)
CPLG-P	Comfort Pack Painted Architectural Louver (Not for use on Condensing Gas Furnace Model)
CPLG-S	Comfort Pack Aluminum Architectural Louver Sleeve Fit (Not for use on Condensing Gas Furnace Model)
CPLG-SP	Comfort Pack Painted Architectural Louver Sleeve Fit (Not for use on Condensing Gas Furnace Model)
CPSG-P	Comfort Pack Powder Coated Sleeve Fit Stamped Louver (Not for use on Condensing Gas Furnace Model)
CPLGX-SP	Comfort Pack Condensing Gas Furnace Painted Architectural Louver Sleeve Fit
CPSGX-P	Comfort Pack Condensing Gas Furnace Powder Coated Sleeve Fit Stamped Louver
CPLGT	Comfort Pack T-Series Aluminum Architectural Louver
CPLGT-P	Comfort Pack T-Series Painted Architectural Louver
CPLGT-S	Comfort Pack T-Series Aluminum Architectural Louver Sleeve Fit
CPLGT-SP	Comfort Pack T-Series Painted Architectural Louver Sleeve Fit
CPSGT-P	Comfort Pack T-Series Powder Coated Sleeve Fit Stamped Louver
CPLGTX-SP	Comfort Pack T-Series Painted Architectural Louvered Grill for 95% Models (Attaches to Wall Sleeve Only) 14269039-P
CPSGTX-P	Standard Intake and Discharged Grille 95% Models Powder Coated Color T-Series (less than 15 per color requires \$200 set up fee)

P = Painted  
S = Sleeve Mounted



Scan for Split System  
Architectural Options Technical Data



Scan for Comfort Pack  
Architectural Options Technical Data



## Wall Sleeves

Our wall sleeves are perfect for new construction providing accurate openings during building construction while units remain off-site through construction.



Condensing Unit  
Wall Sleeve



Comfort Pack  
Wall Sleeve

## Wall Sleeves

1000-WSD-12	1000 Series Wall Sleeve
3000-WSD-12	3000 Series Wall Sleeve
4000-WSD-12	4000 Series Wall Sleeve
5000-WSD-12	5000 Series Wall Sleeve
CPWS	Comfort Pack Wall Sleeve
CPWSA	Comfort Pack Wall Sleeve Adapter (for Retrofits)



Scan for Condensing Unit  
Technical Data



Scan for Comfort Pack  
Technical Data

## Condensing Unit Insulated Indoor Cover

The Indoor Sound Cover is to be used with NCP condensing units, properly installed in the WSD Series Wall Sleeve. (Models 1000-WSD-12, 3000-WSD-12, 4000-WSD-12 and 5000-WSD-12 only) When properly installed, the indoor sound is substantially reduced. As well, thermal conductivity from the outdoors is eliminated.

## Sound Covers

1000 I.D. COVER	1000 Series Insulated Sound Cover
3000 I.D. COVER	3000 Series Insulated Sound Cover
4000 I.D. COVER	4000 Series Insulated Sound Cover
5000 I.D. COVER	5000 Series Insulated Sound Cover



Scan for Technical Data



Thru-the-Wall Comfort for all types of Multi-Family Construction



**National Comfort Products**  
*A Division of National Refrigeration and Air Conditioning Products, Inc.*  
539 Dunksferry Road • Bensalem, PA 19020-5908  
(800) 523-7138  
[www.nationalcomfortproducts.com](http://www.nationalcomfortproducts.com)