



Submittal Data Sheet

1.5-Ton Wall mounted Unit with Heat Pump

FTXR18WVJUW(S)9RX18WMVJU9

Model	Indoor Unit		FTXR18WVJUW9		FTXR18WVJUS9	
	Outdoor Unit		RX18WMVJU9		RX18WMVJU9	
			Cooling	Heating	Cooling	Heating
Power Supply			1 ϕ, 208 - 230 V, 60 Hz		1 ϕ, 208 - 230 V, 60 Hz	
Capacity Rated (Min. - Max.)	Btu/h		18,000 (5,100 - 18,500)	20,000 (5,800 - 21,200)	18,000 (5,100 - 18,500)	20,000 (5,800 - 21,200)
Running Current (Rated)	A		9.29 - 8.40	8.70 - 7.89	9.29 - 8.40	8.70 - 7.89
Power Consumption (Rated)	W		1,875 - 1,875	1,755 - 1,755	1,875 - 1,875	1,755 - 1,755
Power Factor (Rated)	%		97.0 - 97.0	97.0 - 97.0	97.0 - 97.0	97.0 - 97.0
SEER2 / HSPF2			14.50	7.80	14.50	7.80
EER2 (Rated)	Btu/h·W		9.60	—	9.60	—
COP2 (Rated)	W/W		—	3.34	—	3.34
Piping Connections	Liquid	in. (mm)	ϕ 1/4 (6.4)		ϕ 1/4 (6.4)	
	Gas	in. (mm)	ϕ 1/2 (12.7)		ϕ 1/2 (12.7)	
	Drain	in. (mm)	ϕ 11/16 (18)		ϕ 11/16 (18)	
Heat Insulation			Both Liquid and Gas Pipes		Both Liquid and Gas Pipes	
Max. Interunit Piping Length	ft (m)		98-1/2 (30)		98-1/2 (30)	
Max. Interunit Height Difference	ft (m)		65-5/8 (20)		65-5/8 (20)	
Chargeless	ft (m)		32-3/4 (10)		32-3/4 (10)	
Amount of Additional Charge of Refrigerant	oz/ft (g/m)		0.21 (20)		0.21 (20)	
Indoor Unit			FTXR18WVJUW9		FTXR18WVJUS9	
Front Panel Color			White		Silver	
Airflow Rate	H / M / L / SL	cfm	350 / 275 / 226 / 208	413 / 332 / 275 / 208	350 / 275 / 226 / 208	413 / 332 / 275 / 208
		m3/min	9.9 / 7.8 / 6.4 / 5.9	11.7 / 9.4 / 7.8 / 5.9	9.9 / 7.8 / 6.4 / 5.9	11.7 / 9.4 / 7.8 / 5.9
Fan	Type / Speed	Steps	Cross Flow Fan / 5 Steps, Quiet, Auto		Cross Flow Fan / 5 Steps, Quiet, Auto	
Air Direction Control			Right, Left, Horizontal, Downward		Right, Left, Horizontal, Downward	
Air Filter			Removable, Washable		Removable, Washable	
Running Current (Rated)	A		0.07 - 0.07	0.13 - 0.12	0.07 - 0.07	0.13 - 0.12
Power Consumption (Rated)	W		28 - 28	42 - 42	28 - 28	42 - 42
Power Factor (Rated)	%		96.1 - 87.0	96.2 - 87.0	96.1 - 87.0	96.2 - 87.0

Daikin Comfort Technologies North America, Inc 19001 Kermier Rd Waller TX 77484
 Daikin City Generated Submittal Data www.daikincomfort.com or www.daikinac.com

(Daikin's products are subject to continuous improvements. Daikin reserves the right to modify product design, specifications, and information in this data sheet without notice and without incurring any obligations)



Submittal Data Sheet

1.5-Ton Wall mounted Unit with Heat Pump

FTXR18WVJUW(S)9RX18WMVJU9

Temperature Control			Microcomputer Control		Microcomputer Control	
Dimensions (H × W × D)		in. (mm)	11-15/16 × 39-5/16 × 8-3/8 (303 × 998 × 212)		11-15/16 × 39-5/16 × 8-3/8 (303 × 998 × 212)	
Weight (Mass)		lbs (kg)	27 (12)		27 (12)	
Sound Pressure Level	H / M / L / SL	dB(A)	46 / 40 / 35 / 30	47 / 41 / 35 / 30	46 / 40 / 35 / 30	47 / 41 / 35 / 30
Outdoor Unit			RX18WMVJU9		RX18WMVJU9	
Casing Color			Ivory White		Ivory White	
Heat Exchanger	Fin Spec / Tube		Waffle Fin (PE) / φ 7 Hi-XSL Tube		Waffle Fin (PE) / φ 7 Hi-XSL Tube	
Fan Motor	Motor Output	HP	0.12		0.12	
Compressor	Type		Hermetically Sealed Swing Type		Hermetically Sealed Swing Type	
	Model		2YC36PXD		2YC36PXD	
Refrigerant Oil	Type		FVC50K		FVC50K	
	Charge	oz (L)	21.98 (0.650)		21.98 (0.650)	
Refrigerant	Type		R-410A		R-410A	
	Charge	lbs (kg)	2.49 (1.13)		2.49 (1.13)	
Airflow Rate		cfm (m3/min)	2,461 (69.7)	2,553 (72.3)	2,461 (69.7)	2,553 (72.3)
Fan	Type		Propeller		Propeller	
Running Current (Rated)		A	9.22 - 8.33	8.57 - 7.77	9.22 - 8.33	8.57 - 7.77
Power Consumption (Rated)		W	1,847 - 1,847	1,713 - 1,713	1,847 - 1,847	1,713 - 1,713
Power Factor (Rated)		%	96.3 - 96.4	96.1 - 95.9	96.3 - 96.4	96.1 - 95.9
Dimensions (H × W × D)		in. (mm)	28-15/16 × 34-1/4 × 12-5/8 (735 × 870 × 320)		28-15/16 × 34-1/4 × 12-5/8 (735 × 870 × 320)	
Weight (Mass)		lbs (kg)	100 (45)		100 (45)	
Sound Pressure Level		dB(A)	54	55	54	55
Conditions Based on	Indoor		80.0°FDB (26.7°CDB) / 67.0°FWB (19.4°CWB)	70.0°FDB (21.1°CDB) / 60.0°FWB (15.6°CWB)	80.0°FDB (26.7°CDB) / 67.0°FWB (19.4°CWB)	70.0°FDB (21.1°CDB) / 60.0°FWB (15.6°CWB)
	Outdoor		95.0°FDB (35.0°CDB) / 75.0°FWB (6.1°CWB)	47.0°FDB (8.3°CDB) / 43.0°FWB (6.1°CWB)	95.0°FDB (35.0°CDB) / 75.0°FWB (24.0°CWB)	47.0°FDB (8.3°CDB) / 43.0°FWB (6.1°CWB)

Daikin Comfort Technologies North America, Inc 19001 Kermier Rd Waller TX 77484
Daikin City Generated Submittal Data www.daikincomfort.com or www.daikinac.com

(Daikin's products are subject to continuous improvements. Daikin reserves the right to modify product design, specifications, and information in this data sheet without notice and without incurring any obligations)



Submittal Data Sheet

1.5-Ton Wall mounted Unit with Heat Pump

FTXR18WVJUW(S)9RX18WMVJU9

		24.0°CWB)			
	Piping Length	25 ft (7.5 m)		25 ft (7.5 m)	
Note(s)		SL: The quiet fan level of the airflow rate setting.			

Daikin Comfort Technologies North America, Inc 19001 Kermier Rd Waller TX 77484
Daikin City Generated Submittal Data

www.daikincomfort.com or www.daikinac.com

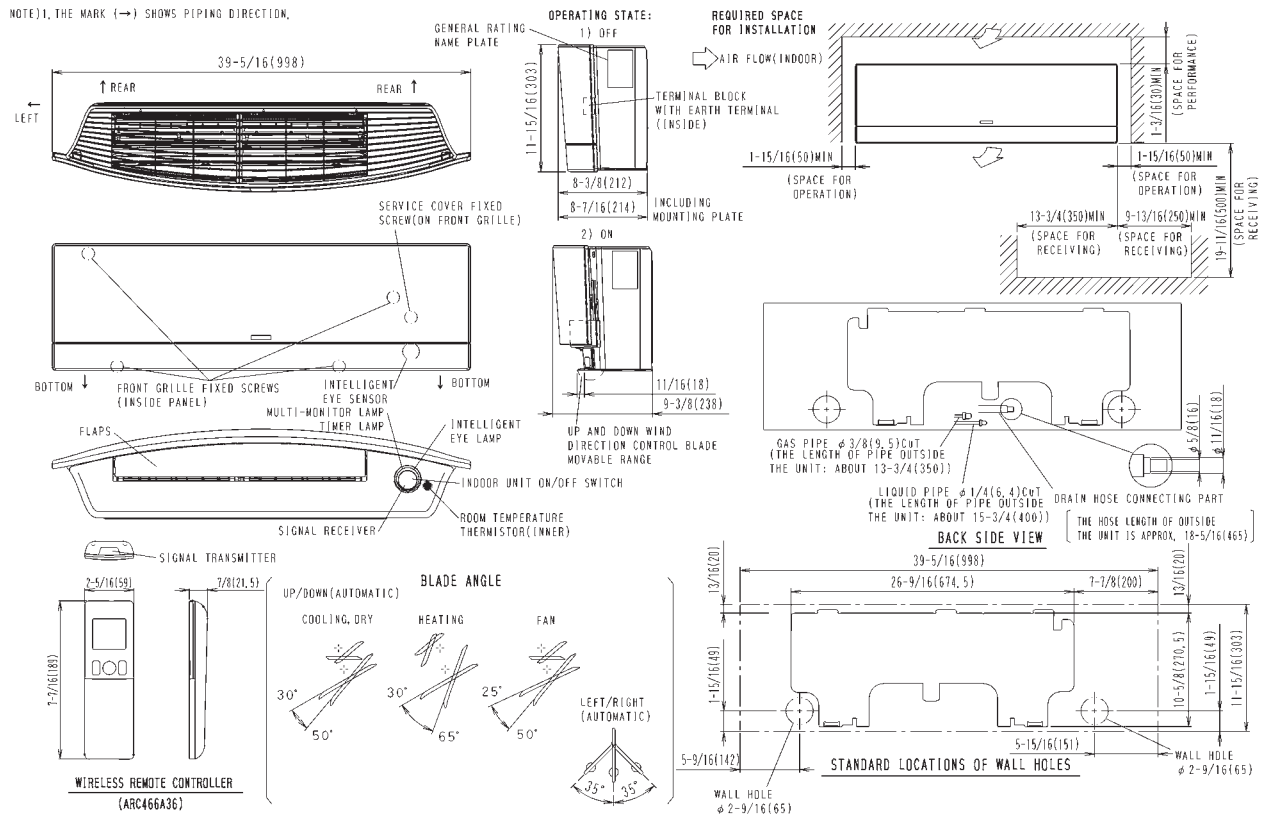
(Daikin's products are subject to continuous improvements. Daikin reserves the right to modify product design, specifications, and information in this data sheet without notice and without incurring any obligations)

4. Dimensions

4.1 Indoor Unit

FTXR09/12WVJUW(S)9

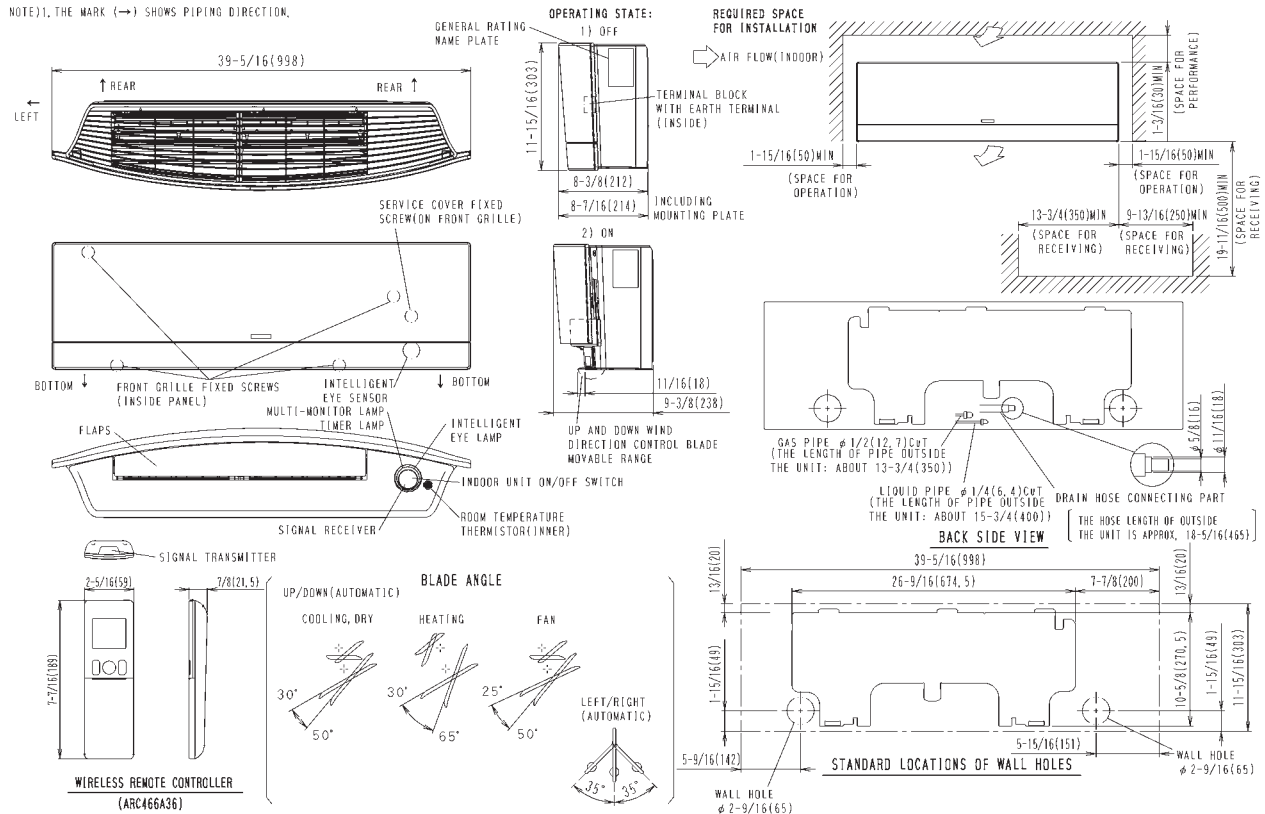
NOTE)1. THE MARK (→) SHOWS PIPING DIRECTION.



3D105568B

FTXR18WVJUW(S)9

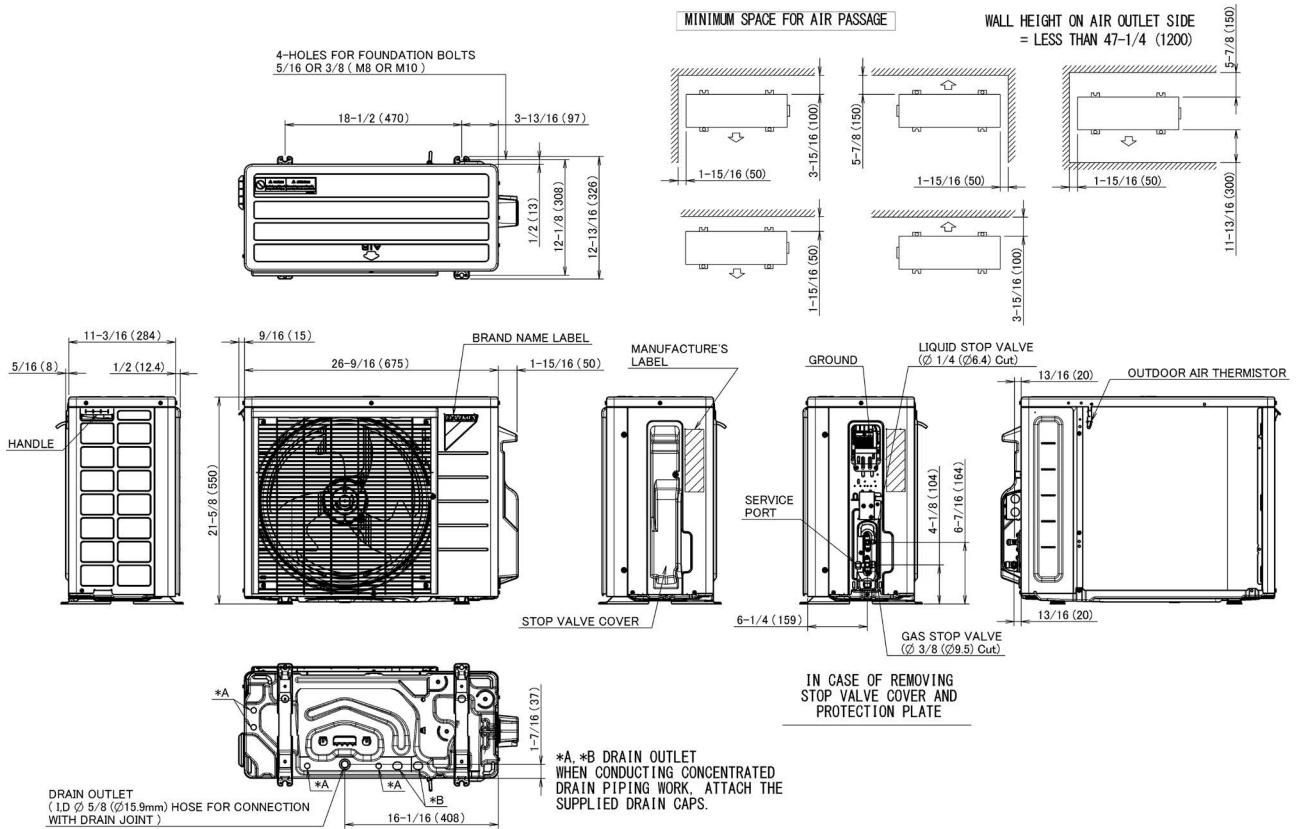
NOTE)1. THE MARK (→) SHOWS PIPING DIRECTION.



3D105569B

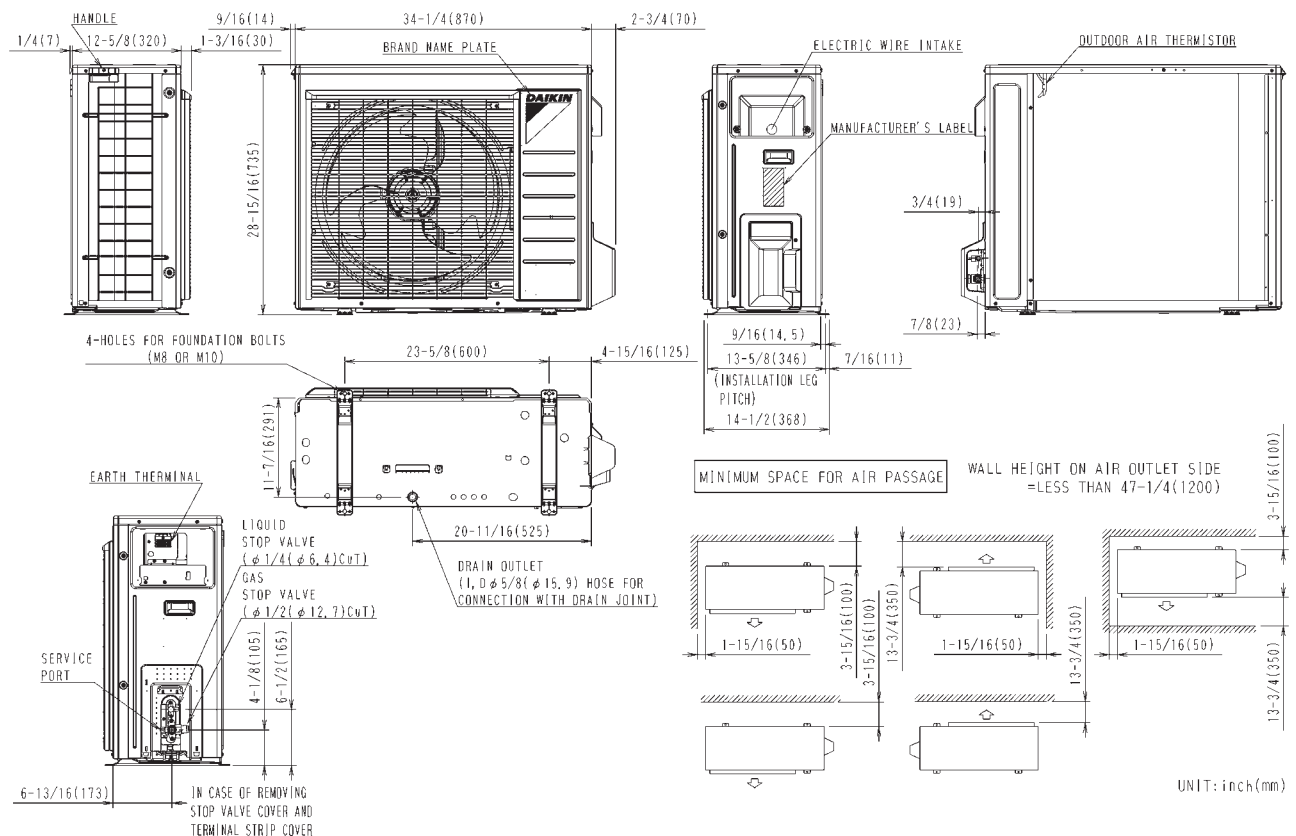
4.2 Outdoor Unit

RX09/12WMVJU9



3D136777

RX15/18WMVJU9



3D092224D

11. Electric Characteristics

Indoor Unit	Outdoor Unit	Power Supply				Compressor	OFM			IFM		
		Hz - Volts	Voltage Range	MCA	MFA		Hp	W	FLA	Hp	W	FLA
FTXR09WVJUW9 FTXR09WVJUS9	RX09WMVJU9	60 Hz - 208 V 60 Hz - 230 V	Max. 60 Hz, 253 V Min. 60 Hz, 187 V	7.6	15	7.5	0.03	20	0.17	0.04	29	0.13
FTXR12WVJUW9 FTXR12WVJUS9	RX12WMVJU9	60 Hz - 208 V 60 Hz - 230 V	Max. 60 Hz, 253 V Min. 60 Hz, 187 V	7.7	15	7.5	0.03	20	0.17	0.04	29	0.19
FTXR18WVJUW9 FTXR18WVJUS9	RX18WMVJU9	60 Hz - 208 V 60 Hz - 230 V	Max. 60 Hz, 253 V Min. 60 Hz, 187 V	11.0	15	10.8	0.12	93	0.58	0.04	29	0.21
FDMQ09WVJU9	RX09WMVJU9	60 Hz - 208 V 60 Hz - 230 V	Max. 60 Hz, 253 V Min. 60 Hz, 187 V	8.0	15	7.5	0.03	20	0.17	0.17	130	0.49
FDMQ12WVJU9	RX12WMVJU9	60 Hz - 208 V 60 Hz - 230 V	Max. 60 Hz, 253 V Min. 60 Hz, 187 V	8.1	15	7.5	0.03	20	0.17	0.17	130	0.63
FDMQ15WVJU9	RX15WMVJU9	60 Hz - 208 V 60 Hz - 230 V	Max. 60 Hz, 253 V Min. 60 Hz, 187 V	8.6	15	8.0	0.10	75	0.47	0.31	230	0.64
FDMQ18WVJU9	RX18WMVJU9	60 Hz - 208 V 60 Hz - 230 V	Max. 60 Hz, 253 V Min. 60 Hz, 187 V	11.6	15	10.8	0.12	93	0.58	0.31	230	0.84
FDMQ24WVJU9	RX24WMVJU9	60 Hz - 208 V 60 Hz - 230 V	Max. 60 Hz, 253 V Min. 60 Hz, 187 V	13.1	20	12.0	0.12	93	0.58	0.31	230	1.10
FFQ09W2VJU9	RX09WMVJU9	60 Hz - 208 V 60 Hz - 230 V	Max. 60 Hz, 253 V Min. 60 Hz, 187 V	7.8	15	7.5	0.03	20	0.17	0.07	50	0.28
FFQ12W2VJU9	RX12WMVJU9	60 Hz - 208 V 60 Hz - 230 V	Max. 60 Hz, 253 V Min. 60 Hz, 187 V	7.8	15	7.5	0.03	20	0.17	0.07	50	0.28
FFQ15W2VJU9	RX15WMVJU9	60 Hz - 208 V 60 Hz - 230 V	Max. 60 Hz, 253 V Min. 60 Hz, 187 V	8.3	15	8.0	0.10	75	0.47	0.07	50	0.28
FFQ18W2VJU9	RX18WMVJU9	60 Hz - 208 V 60 Hz - 230 V	Max. 60 Hz, 253 V Min. 60 Hz, 187 V	11.0	15	10.8	0.12	93	0.58	0.07	50	0.28

Symbols:

MCA	: Min. circuit amps	(A)
MFA	: Max. fuse amps	(A)
RLA	: Rated load amps	(A)
OFM	: Outdoor fan motor	
IFM	: Indoor fan motor	
FLA	: Full load amps	(A)
W / Hp	: Fan motor rated output	(W, Hp)

Notes:

1. RLA is the max current that comes in cooling operation and heating operation.
2. Maximum allowable voltage variation between phases is 2%.
3. Select wire size based on the larger value of MCA.

C: 3D143137

C: 3D143129