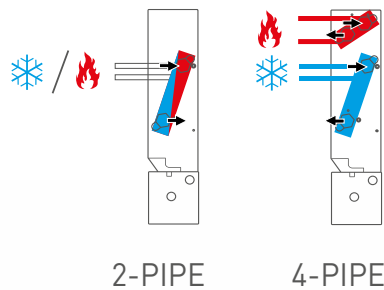




World's slimmest fan coil

- wall and ceiling installation
- 2-or 4-Pipe system
- heating and / or cooling
- with or without enclosure
- easy installation
- 24VDC EC motor
- silent, powerful, economical, sustainable




Ceiling

Wall

Built-In Ceiling

Built-In Wall



❄️ 🔥 **BRIZA EC 12 HYBRID**
HEATING AND COOLING



BRIZA EC 12 HYBRID

- with EC motor: faster, more powerful, more economical, more sustainable
- 0...10V control
- heating and /or cooling
- wall or ceiling, recessed or surface mounted
- built-in: 2 heights (38 or 52 cm) (14 61/64" or 20 15/32"), 4 lengths
- surface mounted with enclosure: 2 heights (41 or 55 cm) (16 9/64" or 21 21/32"), 4 lengths
- 2-Pipe or 4-Pipe- system
- easy installation
- Hydronic heating and cooling system: no refrigerant inside the building

“Electronic commutation or EC technology”: intelligent, low energy use and ECO-friendly.

With the introduction of the electronic commutation or EC motors, we take the next step into the direction of low energy consumption, less noise and a longer lifetime.



New generation fans with energy-efficient operation:

Due to higher efficiency of the EC-motors, the power consumption is directly linked to the fan speed and thus airflow. The actual power consumption is determined by the (variable) speed and can be minimized by intelligent controls.


Product description:

- energy-saving EC motor
- heating & cooling
- 4 lengths, 2 heights
- 2-pipe system or 4-pipe system
- electronic speed control with 0 ... 10V signal
- suitable for sensible and total cooling by means of chilled water
- hydraulic connection left, electrical connection to the right.
Optional available with hydraulic connection right and electrical connection to the left.
- 0...10V connection for BMS

Options:

- secondary coil for heating with 4-pipe system
- additional condensate tray ceiling
- 90° air outlet for recessed units
- power supplies
- On/off controller with water temperature sensor

Composition



Dynamic discharge grille 11



ATTENTION!


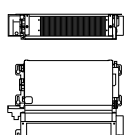
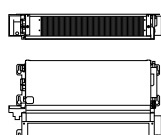
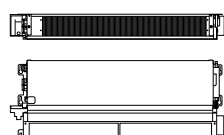
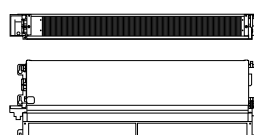

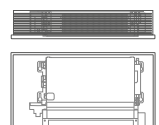
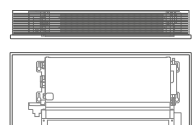
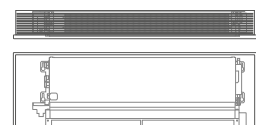
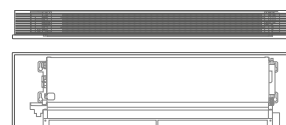

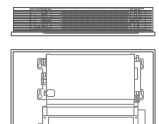
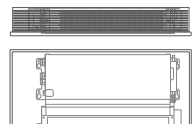

The direction of the air flow is determined by the shape of the fins in the grille. Position the exhaust grille in the way that the air is directed into the room.

Composition Briza Wall & Ceiling surface

10	Condensate drain tray wall model is included as standard
11	Dynamic return grille for wall and ceiling model with casing
12	Enclosure for wall and ceiling model

Composition Briza Wall & Ceiling (Built-In)

1	Dynamic heat exchanger
2	Condensate tray ceiling model
3	Optional secondary condensate drain tray, only for built-in ceiling
4	Hydraulic connection: 3/4" NPT, Standard left
5	Stainless steel fan guard
6	Mounting holes
7	Tangential fan
8	Frame of galvanized steel
9	Electrical connection 24VDC

H 38	52 [20 15/32"]	72 [28 11/32"]	102 [40 5/32"]	122 [48 1/32"]
	Built-In Wall (BZBW)			
				
H 41	75 [29 17/32"]	95 [37 13/32"]	125 [49 7/32"]	145 [57 3/32"]
	Wall with enclosure (BZMW)			
				
	Ceiling with enclosure (BZMC)			
				

example ORDER CODE 2-PIPE:

CODE	height	length	color	connection
BZMW	.041	095	.XXX	/20
			color code (fill in)	

BRIZA EC HYBRID H38 / H41 Built-In general technical data

		L >	52/75	72/95	102/125	122/145
Power supply	V		24V			
Length (L)	cm		52/75	72/95	102/125	122/145
	inch		20.47"/29.52"	28.34"/37.40"	40.15"/49.21"	48.03"/57.08"
Height	cm		38/41			
	inch		14.96"/ 16.14"			
Dept	cm		12			
	inch		4.72"			
Connection standard coil	inch		3/4" NPT			
Connection secondary coil	inch					
Connection for the condensate drain	inch		0.78"			
Water content standard coil	Liter		0.15	0.25	0.4	0.5
	US Gallon		0.039	0.066	0.105	0.132
Water content secondary coil	Liter		0.15	0.25	0.40	0.50
	US Gallon		0.039	0.066	0.105	0.132



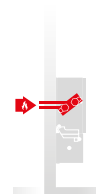
CODE	height	length	color	connection
BZMW	.055	095	.XXX	/20
			color code (fill in)	

Jaga reserves the right to change product specification at any time in line with our policy of continuous improvement and innovation. jaga-usa.com / jaga-canada.com. 7 July 2020 11:48 AM



BRIZA EC 12 BUILT-IN HYBRID

H 038: 2-pipe heating capacity



Heating capacity H38 2-pipe (BZBW/BZBC)

170/150/68°F

H38	10 V	8 V	6 V	4 V	2 V
L052	6406	5338	4570	4012	3489
L072	10540	8583	7327	6908	5652
L102	16740	13956	11862	11164	9071
L122	20874	17514	15002	14025	11426

130/110/68°F

H38	10 V	8 V	6 V	4 V	2 V
L052	3619	3016	2582	2267	1971
L072	5955	4849	4140	3903	3193
L102	9458	7885	6702	6308	5125
L122	11794	9895	8476	7924	6456

95/85/68°F

H38	10 V	8 V	6 V	4 V	2 V
L052	1535	1279	1095	961	836
L072	2526	2057	1756	1655	1354
L102	4011	3344	2842	2675	2174
L122	5002	4197	3595	3361	2738

- Supply water/Return water/Room air (°F)

Water flow at maximaal fan speed 10V

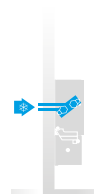
H38	170/150/68 (GPM)	45/55/80 (GPM)
L052	0.64	0.35
L072	1.05	0.57
L102	1.67	0.91
L122	2.08	1.14





BRIZA EC 12 BUILT_IN HYBRID

H 038: 2-pipe cooling capacity



Cooling capacity H38 2-pipe (BZBW/BZBC)

45/55/80°F total Total cooling capacity

H38	10 V	8 V	6 V	4 V	2 V
L052	1745	1527	1326	1081	900
L072	2873	2475	2119	1792	1550
L102	4566	3859	3300	2842	2560
L122	5688	4844	4146	3167	3093

45/55/80°F Sensible cooling capacity

H38	10 V	8 V	6 V	4 V	2 V
L052	1336	1154	990	796	654
L072	2201	1871	1581	1319	1126
L102	3497	2917	2462	2093	1860
L122	4356	3662	3094	2332	2246

Supply water/Return water/Room air (°F) dry bulb, 50% RH (relative humidity)

H 038: 2-pipe

Airflow

CFM	10 V	8 V	6 V	4 V	2 V
L052	138.30	115.00	91.22	65.30	41.20
L072	223.60	185.40	144.20	111.20	70.00
L102	289.60	246.60	193.00	143.00	94.00
L122	329.60	301.30	241.30	173.60	111.80

Sound power

dB(A)	10 V	8 V	6 V	4 V	2 V
L052	52.0	47.0	40.5	33.2	27.0
L072	53.0	48.7	42.9	35.5	29.5
L102	56.5	52.0	46.0	38.0	31.1
L122	56.0	52.2	46.4	39.4	34.0

Sound pressure

dB(A)	10 V	8 V	6 V	4 V	2 V
L052	44.0	39.0	32.5	25.2	19.0
L072	45.0	40.7	34.9	27.5	21.5
L102	48.5	44.0	38.0	30.0	23.1
L122	48.0	44.2	38.4	31.4	26.0

Fan speed

RPM	10 V	8 V	6 V	4 V	2 V
L052	1350	1125	917	700	500

Electrical power

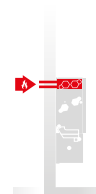
WATT	10 V	8 V	6 V	4 V	2 V
L052	13.0	7.2	4.3	2.6	1.6
L072	18.0	11.5	7.2	4.3	2.5
L102	24.0	14	8.0	4.8	2.6
L122	28.8	18.5	10.3	5.5	2.8

Sound measurement according ISO 3741:2010 with an adopted room attenuation of 8dB(A) with a volume of 2648.6 ft³, reverberation time = 0.5sec.



BRIZA EC 12 BUILT-IN HYBRID

H 038: 4-pipe heating capacity



Heating capacity H38 4-pipe (BZBW/BZBC)

170/150/68°F

H38	10 V	8 V	6 V	4 V	2 V
L052	5122	4291	3663	3210	2788
L072	8429	6866	5847	5233	4682
L102	13390	11130	9507	8370	7330
L122	16698	13959	11950	10474	9089

130/110/68°F

H38	10 V	8 V	6 V	4 V	2 V
L052	2894	2425	2070	1814	1575
L072	4763	3880	3304	2957	2645
L102	7566	6288	5372	4729	4142
L122	9435	7887	6752	5918	5135

95/85/68°F

H38	10 V	8 V	6 V	4 V	2 V
L052	1227	1028	878	769	668
L072	2020	1645	1401	1254	1122
L102	3208	2667	2278	2006	1756
L122	4001	3345	2863	2510	2178

- Supply water/Return water/Room air (°F)

Water flow at maximaal fan speed 10V

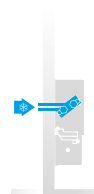
H38	170/150/68 (GPM)	45/55/80 (GPM)
L052	0.51	0.28
L072	0.84	0.46
L102	1.34	0.73
L122	1.67	0.91





BRIZA EC 12 BUILT_IN HYBRID

H 038: 4-pipe cooling capacity



Cooling capacity H38 4-pipe (BZBW/BZBC)

45/55/80°F total cooling capacity

H38	10 V	8 V	6 V	4 V	2 V
L052	1396	1234	1067	919	783
L072	2302	1963	1692	1491	1292
L102	3653	3069	2652	2348	2114
L122	4544	3859	3323	2943	2592

45/55/80°F sensible cooling capacity

H38	10 V	8 V	6 V	4 V	2 V
L052	1069	933	796	677	569
L072	1763	1484	1262	1098	938
L102	2798	2320	1979	1729	1535
L122	3480	2917	2479	2167	1882

Supply water/Return water/Room air (°F) dry bulb, 50% RH (relative humidity)

H 038: 4-pipe

Airflow

CFM	10 V	8 V	6 V	4 V	2 V
L052	92.40	75.33	56.00	39.43	18.83
L072	148.30	125.36	93.00	59.44	33.50
L102	235.40	179.50	142.40	96.50	47.00
L122	247.20	187.10	146.50	102.40	57.70

Sound power

dB(A)	10 V	8 V	6 V	4 V	2 V
L052	52.0	47.0	40.5	33.2	27.0
L072	53.0	48.7	42.9	35.5	29.5
L102	56.5	52.0	46.0	38.0	31.1
L122	56.0	52.2	46.4	39.4	34.0

Sound pressure

dB(A)	10 V	8 V	6 V	4 V	2 V
L052	44.0	39.0	32.5	25.2	19.0
L072	45.0	40.7	34.9	27.5	21.5
L102	48.5	44.0	38.0	30.0	23.1
L122	48.0	44.2	38.4	31.4	26.0

Fan speed

RPM	10 V	8 V	6 V	4 V	2 V
L052	1350	1125	917	700	500

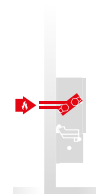
Electrical power

WATT	10 V	8 V	6 V	4 V	2 V
L052	13.7	8.0	4.8	3.0	1.8
L072	14.4	8.4	5.7	3.4	2.0
L102	20.9	12.6	7.4	4.1	2.3
L122	28.8	17.0	9.0	4.5	2.5

Sound measurement according ISO 3741:2010 with an adopted room attenuation of 8dB(A) with a volume of 2648.6 ft³, reverberation time = 0.5sec.



BRIZA EC 12 HYBRID with enclosure H 041: 2-pipe heating capacity



Heating capacity H41 2-pipe (BZMW/BZMC)

170/150/68°F

H41	10 V	8 V	6 V	4 V	2 V
L075	5826	4871	4187	3594	3154
L095	9591	7829	6266	5931	5390
L125	15233	12630	10763	9490	8478
L145	18994	15874	13593	11862	10463

130/110/68°F

H41	10 V	8 V	6 V	4 V	2 V
L075	3292	2752	2365	2030	1782
L095	5419	4423	3540	3351	3046
L125	8606	7136	6081	5362	4790
L145	10731	8969	7680	6702	5912

95/85/68°F

H41	10 V	8 V	6 V	4 V	2 V
L075	1396	1167	1003	861	756
L095	2298	1876	1501	1421	1292
L125	3650	3026	2579	2274	2031
L145	4551	3804	3257	2842	2507

- Supply water/Return water/Room air (°F)

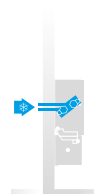
Water flow at maximaal fan speed 10V

H38	170/150/68 (GPM)	45/55/80 (GPM)
L075	0.58	0.32
L095	0.96	0.52
L125	1.53	0.83
L145	1.91	1.03





BRIZA EC 12 HYBRID with enclosure H 041: 2-pipe cooling capacity



Cooling capacity H41 2-pipe (BZMW/BZMC)

45/55/80°F total cooling capacity

H41	10 V	8 V	6 V	4 V	2 V
L075	1589	1399	1197	1043	893
L095	2614	2242	1921	1684	1495
L125	4151	3498	3026	2673	2458
L145	5175	4400	3834	3484	3218

45/55/80°F sensible cooling capacity

H41	10 V	8 V	6 V	4 V	2 V
L075	1217	1058	893	768	648
L095	2002	1695	1433	1240	1086
L125	3179	2644	2258	1968	1786
L145	3964	3327	2861	2565	2337

Supply water/Return water/Room air (°F) dry bulb, 50% RH (relative humidity)

H 041: 2-pipe

Airflow

CFM	10 V	8 V	6 V	4 V	2 V
L075	131.10	108.98	95.31	61.34	39.26
L095	212.60	176.02	136.98	105.08	66.23
L125	275.45	234.83	183.08	136.21	89.18
L145	313.50	286.14	228.95	165.11	106.12

Sound power

dB(A)	10 V	8 V	6 V	4 V	2 V
L075	50.5	45.3	39.3	37.4	26.5
L095	52.5	49.5	44.8	38.0	32.0
L125	55.0	50.5	45.0	38.2	32.6
L145	55.0	51.0	45.3	38.5	33.7

Sound pressure

dB(A)	10 V	8 V	6 V	4 V	2 V
L075	42.5	37.3	31.3	29.4	18.5
L095	44.5	41.5	36.8	30.0	24.0
L125	47.0	42.5	37.0	30.2	24.6
L145	47.0	43.0	37.3	30.5	25.7

Fan speed

RPM	10 V	8 V	6 V	4 V	2 V
H41	1350	1125	917	700	500

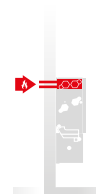
Electrical power

WATT	10 V	8 V	6 V	4 V	2 V
L075	13.0	7.2	4.3	2.6	1.6
L095	18.0	11.5	7.2	4.3	2.5
L125	24.0	14	8.0	4.8	2.6
L145	28.8	18.5	10.3	5.5	2.8

Sound measurement according ISO 3741:2010 with an adopted room attenuation of 8dB(A) with a volume of 2648.6 ft³, reverberation time = 0.5sec.



BRIZA EC 12 HYBRID with enclosure H 041: 4-pipe heating capacity



Heating capacity H41 4-pipe (BZMW/BZMC)

170/150/68°F

H41	10 V	8 V	6 V	4 V	2 V
L075	4661	3908	3307	2931	2435
L095	7672	6280	5321	4717	4222
L125	12183	10111	8607	7553	6713
L145	15194	12707	10878	9500	8304

130/110/68°F

H41	10 V	8 V	6 V	4 V	2 V
L075	2634	2208	1869	1656	1376
L095	4335	3548	3006	2665	2385
L125	6883	5713	4863	4268	3793
L145	8585	7179	6146	5368	4691

95/85/68°F

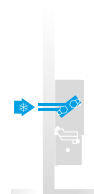
H41	10 V	8 V	6 V	4 V	2 V
L075	1117	936	793	702	584
L095	1838	1505	1275	1130	1012
L125	2919	2423	2062	1810	1608
L145	3641	3045	2607	2276	1990

- Supply water/Return water/Room air (°F)

Water flow at maximaal fan speed 10V

H41	170/150/68 (GPM)	45/55/77 (GPM)
L075	0.47	0.25
L095	0.77	0.42
L125	1.22	0.66
L145	1.52	0.83





Cooling capacity H41 4-pipe (BZMW/BZMC)

45/55/80°F total cooling capacity

H41	10 V	8 V	6 V	4 V	2 V
L075	1270	1121	976	842	720
L095	2094	1783	1555	1367	1159
L125	3319	2798	2424	2132	1879
L145	4143	3520	3049	2665	2278

45/55/80°F sensible cooling capacity

H41	10 V	8 V	6 V	4 V	2 V
L075	972	847	728	620	523
L095	1604	1348	1160	1007	842
L125	2542	2116	1808	1570	1365
L145	3173	2661	2275	1962	1655

Supply water/Return water/Room air (°F) dry bulb, 50% RH (relative humidity)

H 041: 4-pipe

Airflow

CFM	10 V	8 V	6 V	4 V	2 V
L075	87.08	71.16	53.51	36.67	17.64
L095	131.68	118.50	88.18	56.33	32.65
L125	223.25	170.86	135.14	92.38	44.89
L145	235.47	177.79	139.36	96.70	54.96

Sound power

dB(A)	10 V	8 V	6 V	4 V	2 V
L075	50.5	45.3	39.3	37.4	26.5
L095	52.5	49.5	44.8	38.0	32.0
L125	55.0	50.5	45.0	38.2	32.6
L145	55.0	51.0	45.3	38.5	33.7

Sound pressure

dB(A)	10 V	8 V	6 V	4 V	2 V
L075	42.5	37.3	31.3	29.4	18.5
L095	44.5	41.5	36.8	30.0	24.0
L125	47.0	42.5	37.0	30.2	24.6
L145	47.0	43.0	37.3	30.5	25.7

Fan speed

RPM	10 V	8 V	6 V	4 V	2 V
H041	1350	1125	917	700	500

Electrical power

WATT	10 V	8 V	6 V	4 V	2 V
L075	13.7	8.0	4.8	3.0	1.8
L095	14.4	8.4	5.7	3.4	2.0
L125	20.9	12.6	7.4	4.1	2.3
L145	28.8	17.0	9.0	4.5	2.5

Sound measurement according ISO 3741:2010 with an adopted room attenuation of 8dB(A) with a volume of 2648.6 ft³, reverberation time = 0.5sec.



Heating capacity H52 2-pipe (BZBW/BZBC)

170/150/68°F

H52	10 V	8 V	6 V	4 V	2 V
L052	9479	8373	7362	6106	5233
L072	15697	13990	12211	10222	8600
L102	25022	22294	19363	16223	13589
L122	31236	27911	24126	20236	16223

130/110/68°F

H52	10 V	8 V	6 V	4 V	2 V
L052	5356	4731	4159	3450	2957
L072	8868	7905	6899	5776	4859
L102	14137	12596	10940	9166	7678
L122	17648	15770	13631	11433	9166

95/85/68°F

H52	10 V	8 V	6 V	4 V	2 V
L052	2271	2006	1764	1463	1254
L072	3761	3352	2926	2449	2061
L102	5996	5342	4640	3887	3256
L122	7485	6688	5781	4849	388

- Supply water/Return water/Room air (°F)

Water flow at maximaal fan speed 10V

H52	170/150/68 (GPM)	45/55/80 (GPM)
L052	0.95	0.53
L072	1.58	0.86
L102	2.51	1.36
L122	3.14	1.70





Cooling capacity H52 2-pipe (BZBW/BZBC)

45/55/80°F total cooling capacity

H52	10 V	8 V	6 V	4 V	2 V
L052	2591	2385	2027	1715	1464
L072	4284	3859	3392	2904	2498
L102	6831	6191	5404	4588	3977
L122	8531	7688	6783	5762	4909

45/55/80°F sensible cooling capacity

H52	10 V	8 V	6 V	4 V	2 V
L052	1985	1803	1513	1262	1063
L072	3281	2917	2531	2138	1814
L102	5232	4680	4032	3378	2889
L122	6534	5812	5061	4242	3566

Supply water/Return water/Room air (°F) dry bulb, 50% RH (relative humidity)

H 052: 2-pipe

Airflow

CFM	10 V	8 V	6 V	4 V	2 V
L052	147.00	124.70	99.50	76.50	52.40
L072	214.80	188.30	154.20	113.60	74.70
L102	302.00	257.20	207.70	152.40	98.88
L122	343.00	294.20	233.00	174.80	117.70

Sound power

dB(A)	10 V	8 V	6 V	4 V	2 V
L052	52.0	47.7	41.9	35.0	29.0
L072	53.0	48.8	42.6	35.2	29.8
L102	56.0	51.7	45.7	38.3	32.0
L122	56.5	52.5	47.0	40.0	34.2

Sound pressure

dB(A)	10 V	8 V	6 V	4 V	2 V
L052	44.0	39.7	33.9	27.0	21.0
L072	45.0	40.8	34.6	27.2	21.8
L102	48.0	43.7	37.7	30.3	24.0
L122	48.5	44.5	39.0	32.0	26.2

Fan speed

RPM	10 V	8 V	6 V	4 V	2 V
H052	1350	1125	917	700	500

Electrical power

WATT	10 V	8 V	6 V	4 V	2 V
L052	16.8	9.6	5.5	3.2	2.0
L072	15.6	9.6	5.7	3.6	2.2
L102	28.8	18.0	10.0	5.4	2.8
L122	28.8	18.0	10.0	5.5	2.8

Sound measurement according ISO 3741:2010 with an adopted room attenuation of 8dB(A) with a volume of 2648.6 ft³, reverberation time = 0.5sec.



Heating capacity H52 4-pipe (BZBW/BZBC)

170/150/68°F

H52	10 V	8 V	6 V	4 V	2 V
L052	4037	3384	2892	2533	2233
L072	6639	5408	4588	4103	3663
L102	10547	8736	7494	6601	5757
L122	13150	10997	9420	8241	6985

130/110/68°F

H52	10 V	8 V	6 V	4 V	2 V
L052	2281	1912	1634	1431	1262
L072	3751	3055	2592	2318	2070
L102	5959	4936	4234	3730	3252
L122	7429	6213	5322	4656	3946

95/85/68°F

H52	10 V	8 V	6 V	4 V	2 V
L052	967	811	693	607	535
L072	1591	1296	1099	983	878
L102	2527	2093	1796	1582	1379
L122	3151	2635	2257	1975	1674

- Supply water/Return water/Room air (°F)

Water flow at maximaal fan speed 10V

H52	170/150/68 (GPM)	45/55/80 (GPM)
L052	0.41	0.4
L072	0.67	0.66
L102	1.06	1.05
L122	1.32	1.14



Cooling capacity H52 4-pipe (BZBW/BZBC)

45/55/80°F total cooling capacity

H52	10 V	8 V	6 V	4 V	2 V
L052	1945	1745	1547	1305	1120
L072	3215	2911	2553	2170	1824
L102	5123	4626	4078	3468	2991
L122	5710	5416	5091	4326	3641

45/55/80°F sensible cooling capacity

H52	10 V	8 V	6 V	4 V	2 V
L052	1490	1319	1154	961	813
L072	2462	2201	1905	1598	1325
L102	3924	3497	3042	2553	2172
L122	4373	4095	3799	3185	2644

Supply water/Return water/Room air (°F) dry bulb, 50% RH (relative humidity)

H 052: 4-pipe

Airflow

CFM	10 V	8 V	6 V	4 V	2 V
L052	110.6	88.9	69.4	43.55	17.6
L072	166	147.7	108.8	79.4	46.5
L102	249	211.8	168.3	118.3	72.4
L122	299	254.2	196.6	147.7	81.8

Sound power

dB(A)	10 V	8 V	6 V	4 V	2 V
L052	52.0	47.7	41.9	35.0	29.0
L072	53.0	48.8	42.6	35.2	29.8
L102	56.0	51.7	45.7	38.3	32.0
L122	56.5	52.5	47.0	40.0	34.2

Sound pressure

dB(A)	10 V	8 V	6 V	4 V	2 V
L052	44.0	39.7	33.9	27.0	21.0
L072	45.0	40.8	34.6	27.2	21.8
L102	48.0	43.7	37.7	30.3	24.0
L122	48.5	44.5	39.0	32.0	26.2

Fan speed

RPM	10 V	8 V	6 V	4 V	2 V
H052	1350	1125	917	700	500

Electrical power

WATT	10 V	8 V	6 V	4 V	2 V
L052	10.3	6.3	3.6	2.2	1.6
L072	15.6	10	5.9	3.4	2.1
L102	22.3	12.8	7.5	4.2	2.3
L122	27.3	16	9.1	5.2	2.7

Sound measurement according ISO 3741:2010 with an adopted room attenuation of 8dB(A) with a volume of 2648.6 ft³, reverberation time = 0.5sec.



Heating capacity H55 2-pipe (BZMW/BZMC)

170/150/68°F

H55	10 V	8 V	6 V	4 V	2 V
L075	9029	8011	6978	5931	4884
L095	14950	13310	11548	9699	7850
L125	23829	21282	18407	15431	12420
L145	29750	26551	23009	19259	15735

130/110/68°F

H55	10 V	8 V	6 V	4 V	2 V
L075	5101	4526	3942	3351	2760
L095	8447	7520	6525	5480	4435
L125	13463	12024	10400	8719	7017
L145	16808	15001	13000	10881	8890

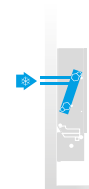
95/85/68°F

H55	10 V	8 V	6 V	4 V	2 V
L075	2164	1919	1672	1421	1170
L095	3582	3189	2767	2324	1881
L125	5710	5100	4411	3698	2976
L145	7129	6362	5513	4615	3770

- Supply water/Return water/Room air (°F)

Water flow at maximaal fan speed 10V

H38	170/150/68 (GPM)	45/55/80 (GPM)
L075	0.91	0.49
L095	1.50	0.82
L125	2.39	1.30
L145	2.99	1.62



Cooling capacity H55 2-pipe (BZMW/BZMC)

45/55/80°F total cooling capacity

H55	10 V	8 V	6 V	4 V	2 V
L075	2465	2242	1944	1661	1323
L095	4084	3708	3247	2765	2310
L125	6512	5897	5145	4403	3711
L145	8130	7342	6433	5476	4619

45/55/80°F sensible cooling capacity

H55	10 V	8 V	6 V	4 V	2 V
L075	1888	1695	1450	1223	961
L095	3128	2804	2423	2036	1678
L125	4987	4459	3839	3242	2696
L145	6227	5550	4800	4032	3355

Supply water/Return water/Room air (°F) dry bulb, 50% RH (relative humidity)

H 055: 2-pipe

Airflow

CFM	10 V	8 V	6 V	4 V	2 V
L075	139.65	118.46	94.52	72.67	49.78
L095	204.06	178.88	146.49	107.92	70.96
L125	286.90	244.34	197.31	144.78	93.93
L145	325.85	279.49	221.35	166.06	111.81

Sound power

dB(A)	10 V	8 V	6 V	4 V	2 V
L075	50.5	46.1	40.2	33.2	27.2
L095	51.5	42.9	42.4	35.8	31.0
L125	54.5	50.5	44.5	37.1	31.1
L145	54.5	50.8	45.5	38.8	33.0

Sound pressure

dB(A)	10 V	8 V	6 V	4 V	2 V
L075	42.5	38.1	32.2	25.2	19.2
L095	43.5	34.9	34.4	27.8	23.0
L125	46.5	42.5	36.5	29.1	23.1
L145	46.5	42.8	37.5	30.8	25.0

Fan speed

RPM	10 V	8 V	6 V	4 V	2 V
H055	1350	1125	917	700	500

Electrical power

WATT	10 V	8 V	6 V	4 V	2 V
L075	16.8	9.6	5.5	3.2	2
L095	15.6	9.6	5.7	3.6	2.2
L125	28.8	18	10	5.4	2.8
L145	28.8	18	10	5.5	2.8

Sound measurement according ISO 3741:2010 with an adopted room attenuation of 8dB(A) with a volume of 2648.6 ft³, reverberation time = 0.5sec.



Heating capacity H55 4-pipe (BZMW/BZMC)

170/150/68°F

H55	10 V	8 V	6 V	4 V	2 V
L075	3845	3220	2714	2428	2128
L095	6325	4815	4361	3890	3489
L125	10045	8370	7117	6273	5478
L145	12525	10463	8932	7843	6905

130/110/68°F

H55	10 V	8 V	6 V	4 V	2 V
L075	2172	1819	1534	1372	1202
L095	3574	2720	2464	2198	1971
L125	5675	4729	4021	3544	3095
L145	7077	5912	5046	4431	3901

95/85/68°F

H55	10 V	8 V	6 V	4 V	2 V
L075	921	772	650	582	510
L095	1516	1154	1045	932	836
L125	2407	2006	1705	1503	1313
L145	3001	2507	2140	1879	1654

- Supply water/Return water/Room air (°F)

Water flow at maximaal fan speed 10V

H55	170/150/68 (GPM)	45/55/80 (GPM)
L075	0.39	0.38
L095	0.64	0.61
L125	1.01	0.98
L145	1.26	1.22

What is sound power, sound pressure?

Sound power is the noise of the unit itself (sound source). The sound power is considered as a fixed value, regardless of the on-site situation.

Sound pressure is the perceptible sound. This depends on the installation situation and on several factors:

- the location of the device
- the room conditions and used materials
- the distance to the measured sound source
- the reflection of the sound in the specific installation

Reverberation Time:

Reverberation time is the time - in seconds - which is necessary to lower the sound pressure level with 60 dB after the sound source is switched off. This shows that the reverberation time in a large space will be greater than in a small space. Especially the acoustics and interior of the room determines the reverberation time.



Note: The sound power is always higher than the perceived sound.



Cooling capacity H55 4-pipe (BZMW/BZMC)

45/55/80°F total cooling capacity

H55	10 V	8 V	6 V	4 V	2 V
L075	1849	1677	1479	1251	1080
L095	3059	2761	2416	2078	1762
L125	4886	4431	3880	3290	2748
L145	6096	5499	4832	4117	3578

45/55/80°F sensible cooling capacity

H55	10 V	8 V	6 V	4 V	2 V
L075	1416	1268	1103	921	785
L095	2343	2087	1803	1530	1280
L125	3742	3350	2895	2423	1996
L145	4669	4157	3605	3031	2599

Supply water/Return water/Room air (°F) dry bulb, 50% RH (relative humidity)

H 055: 4-pipe

Airflow

CFM	10 V	8 V	6 V	4 V	2 V
L075	105.07	84.45	65.93	41.37	16.72
L095	157.70	140.31	103.36	75.43	44.17
L125	236.55	201.21	159.88	112.38	68.78
L145	284.05	241.49	186.77	140.31	77.71

Sound power

dB(A)	10 V	8 V	6 V	4 V	2 V
L075	50.5	46.1	40.2	33.2	27.2
L095	51.5	42.9	42.4	35.8	31.0
L125	54.5	50.5	44.5	37.1	31.1
L145	54.5	50.8	45.5	38.8	33.0

Sound pressure

dB(A)	10 V	8 V	6 V	4 V	2 V
L075	42.5	38.1	32.2	25.2	19.2
L095	43.5	34.9	34.4	27.8	23.0
L125	46.5	42.5	36.5	29.1	23.1
L145	46.5	42.8	37.5	30.8	25.0

Fan speed

RPM	10 V	8 V	6 V	4 V	2 V
H055	1350	1125	917	700	500

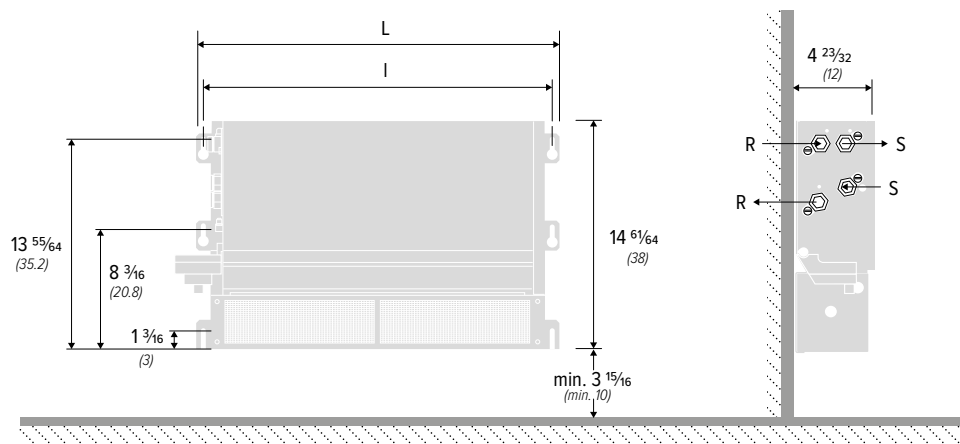
Electrical power

WATT	10 V	8 V	6 V	4 V	2 V
L075	10.3	6.3	3.6	2.2	1.6
L095	15.6	10	5.9	3.4	2.1
L125	22.3	12.8	7.5	4.2	2.3
L145	27.3	16	9.1	5.2	2.7

Sound measurement according ISO 3741:2010 with an adopted room attenuation of 8dB(A) with a volume of 2648.6 ft³, reverberation time = 0.5sec.

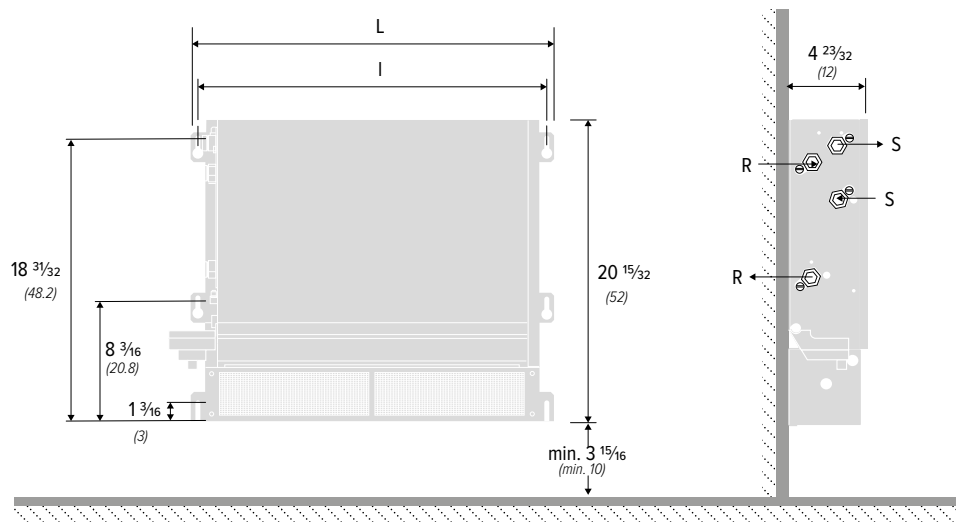
Briza 038 Built-In Wall / Ceiling: dimensions

Briza 038



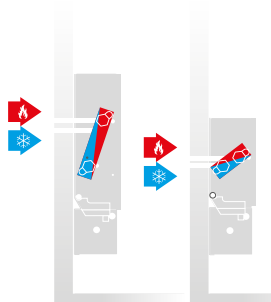
Briza 052 Built-In Wall / Ceiling: dimensions

Briza 052



L >		52	72	102	122
L	cm	50.5	70.5	100.5	120.5
	inch	19 7/8	27 3/4	39 9/16	47 7/16
l	cm	48	68	98	118
	inch	18 57/64	26 49/64	38 37/64	48 1/32

Standard coil



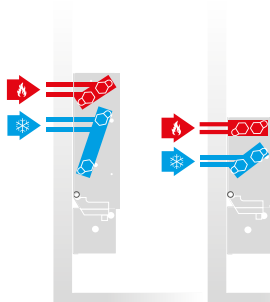
Two-pipe system:

- a two-pipe fan coil system consists of fan coil units with single coils, which are connected to two pipes (one supply pipe and one return pipe) that either provide hot water or chilled water throughout the building. A building with a two-pipe system is either entirely in a heating mode or entirely in a cooling mode. It is not possible to cool some rooms while heating others.

Connection:

- 1 valve set

Additional coil (4-pipe system)



Four Pipe Systems:

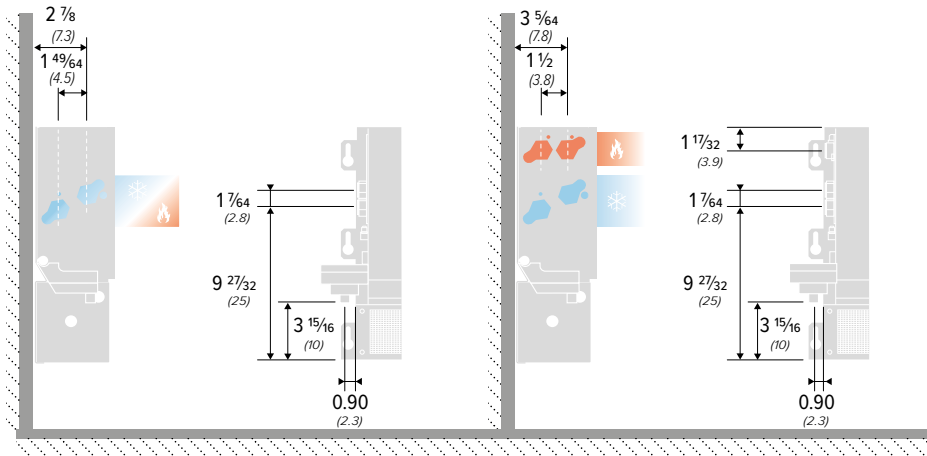
- a four pipe system has fan coil units with separate heating and cooling coils, as well as separate pairs of heating and cooling pipes. Hot water and chilled water is always available. The system is able to instantly switch from the heating mode to the cooling mode, or vice versa, and can provide heating to some rooms while simultaneously providing cooling to other rooms. It is very flexible.

Connection:

- 2 valve sets

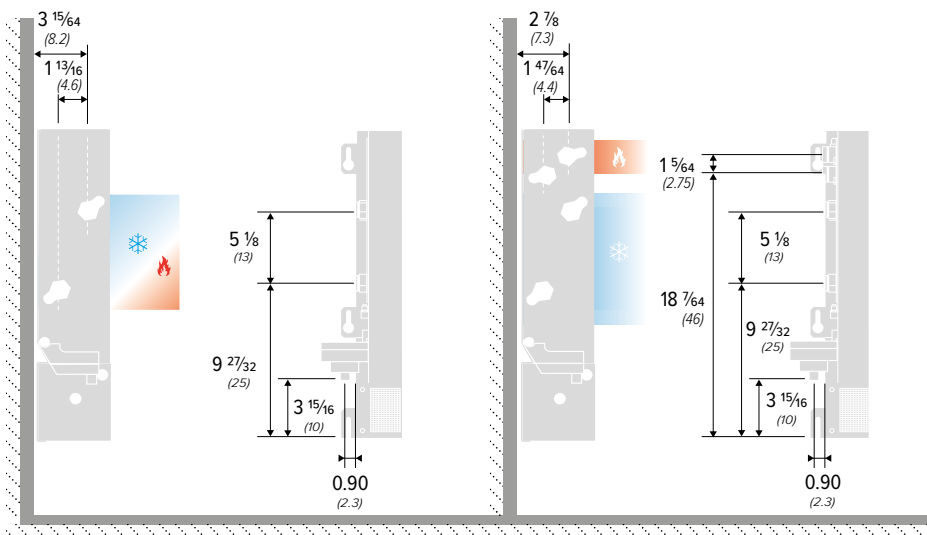
Briza 038 Built-In Wall / Ceiling: dimensions connections

Briza 038



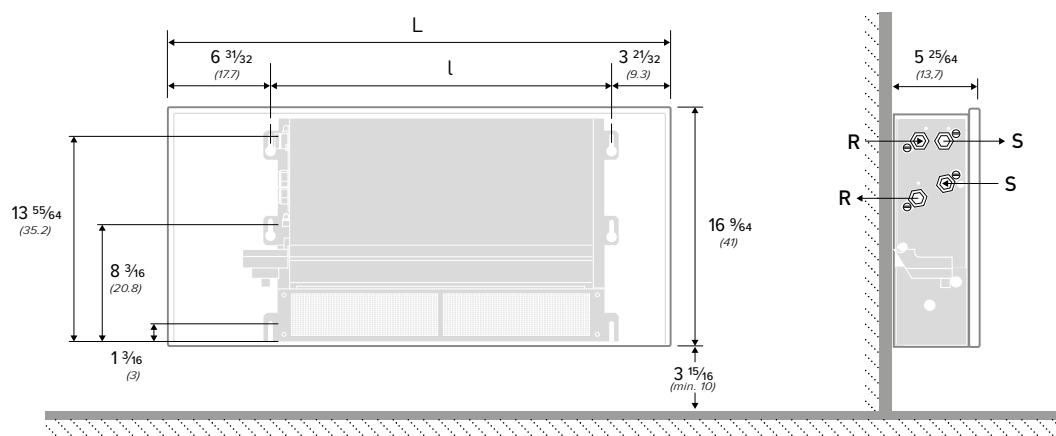
Briza 052 Built-In Wall / Ceiling: dimensions connections

Briza 052

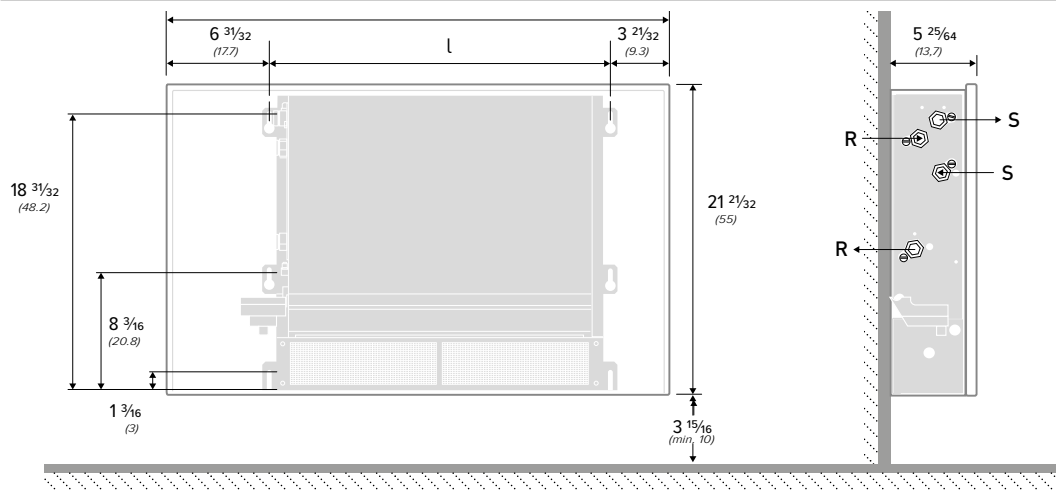


Wall / Ceiling: dimensions

Briza 041



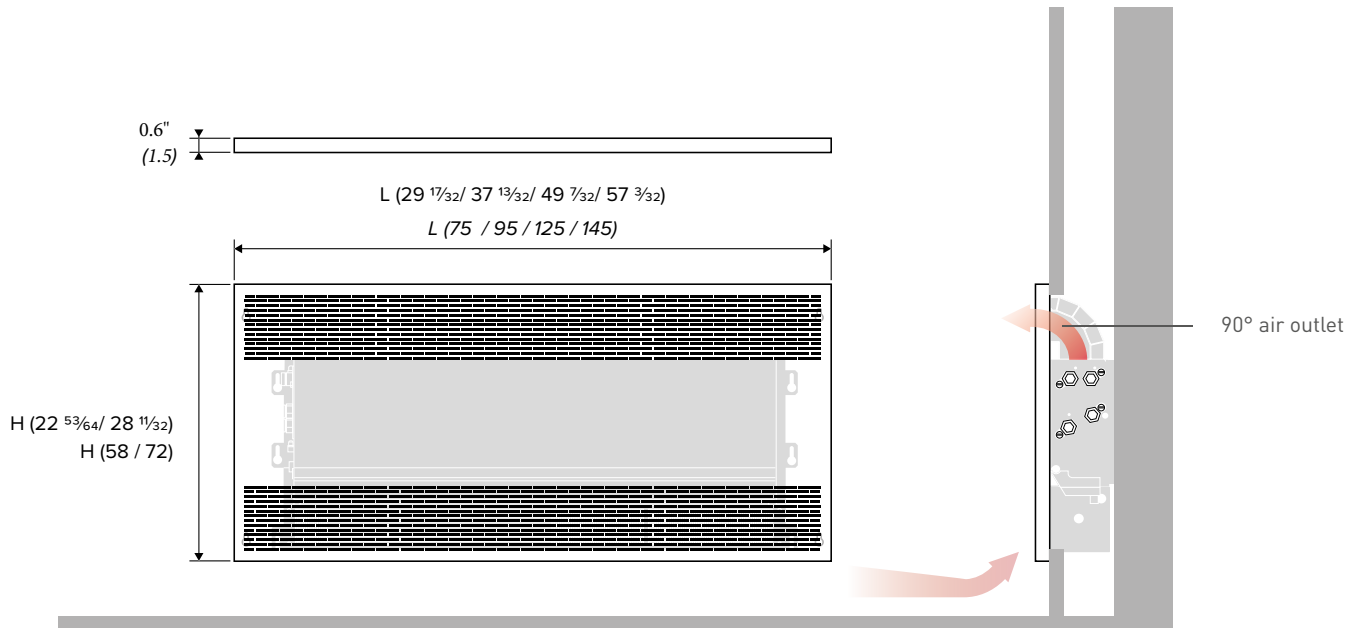
Briza 055



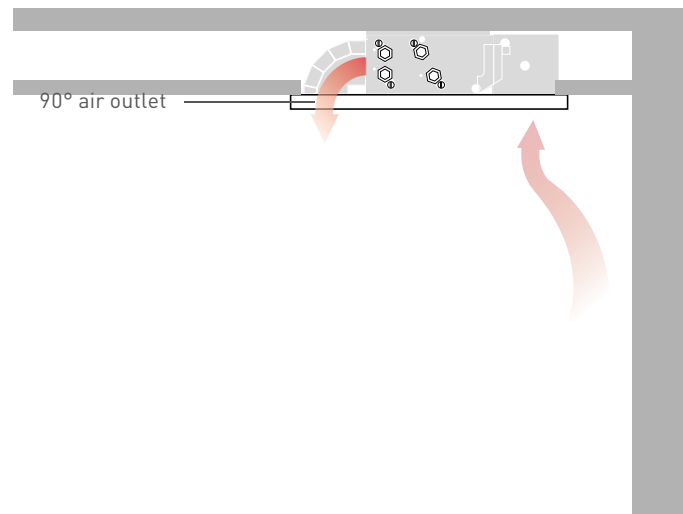
L >		75	95	125	145
L	cm [inch]	75 [29 17/32]	95 [37 13/32]	125 [49 7/32]	145 [57 3/32]
l		48 [18 57/64]	68 [26 49/64]	98 [38 37/64]	118 [46 29/64]

Wall / Ceiling: semi recessed front panel

Wall



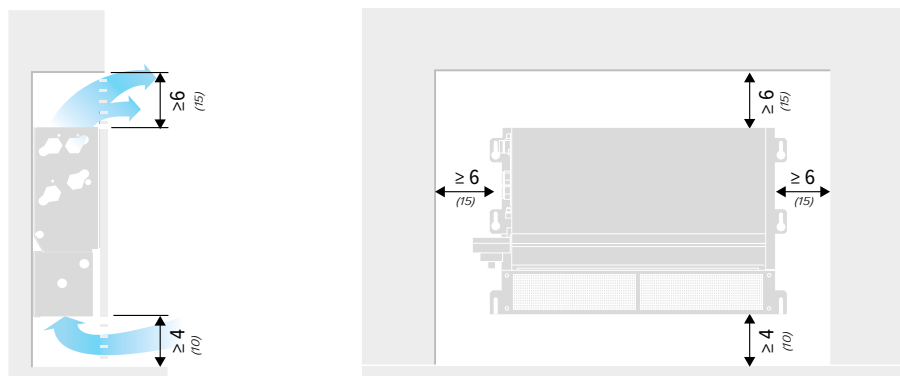
Ceiling



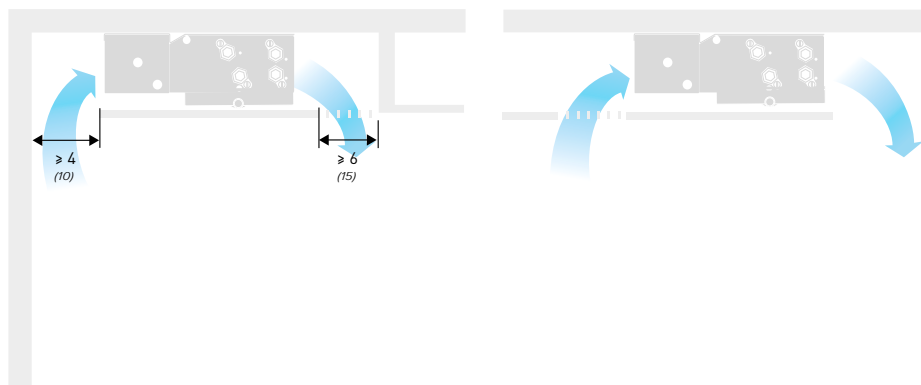
- Only in combination with 90° air outlet

installation examples

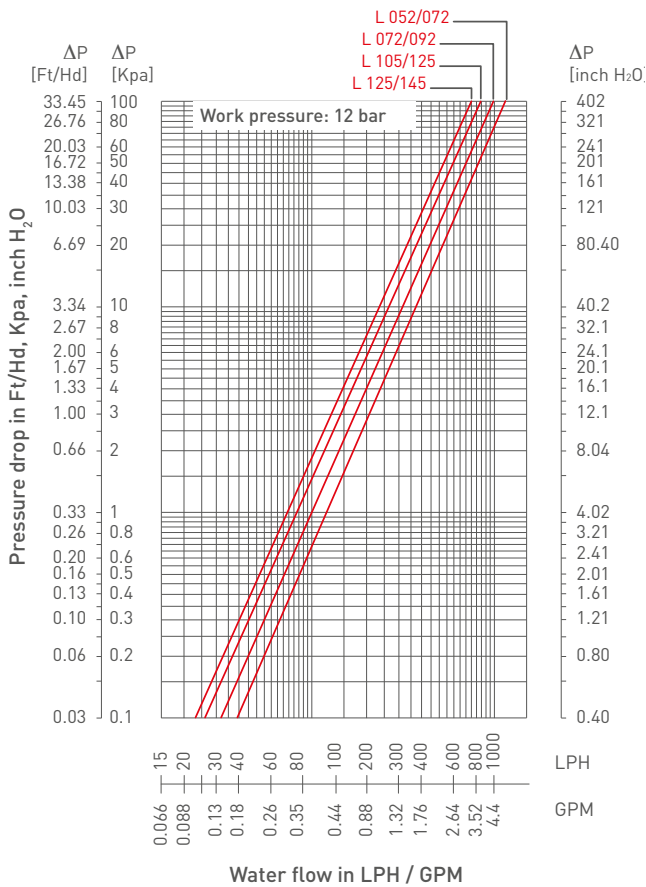
wall recessed



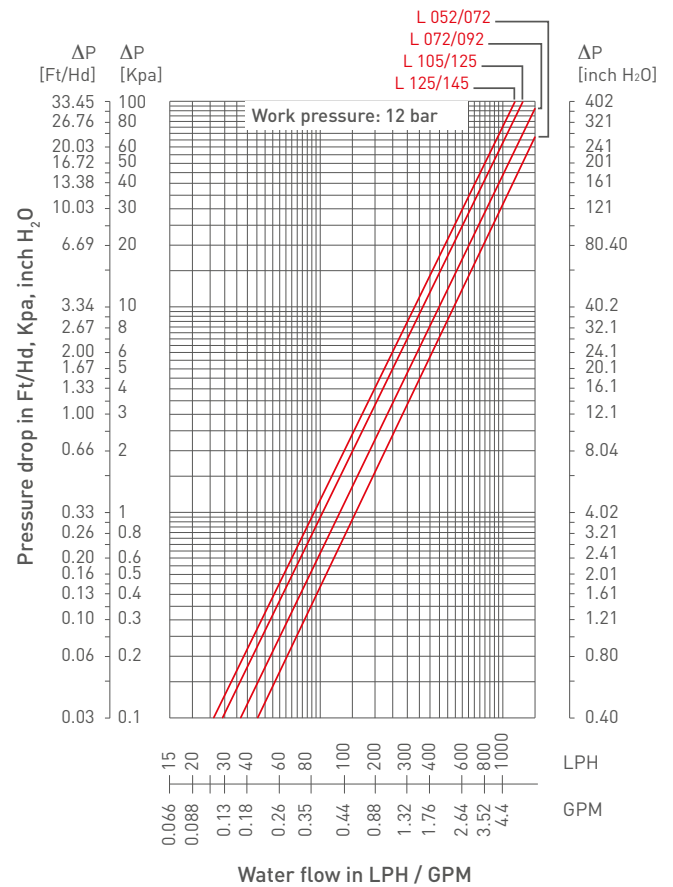
ceiling recessed



Pressure drop coil 1



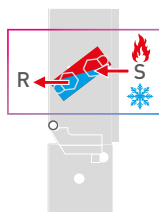
Pressure drop coil 2



Briza H38/H41

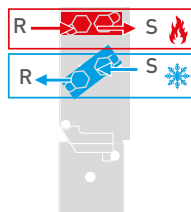
2-Pipe

coil 2



4-Pipe

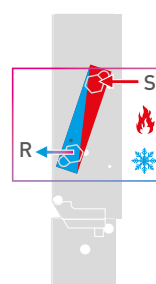
coil 2



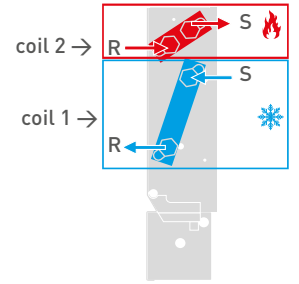
Briza H52/H55

2-Pipe

coil 1



4-Pipe





Options

- secondary condensate drain pan (for recessed ceiling installations)
- 90 ° supply / return air plenum
- 24 VAC Power supply
- JAGA Dynamic Product Control: DPC.BRC4 / DPC.BRC6
- 24VDC Power supply

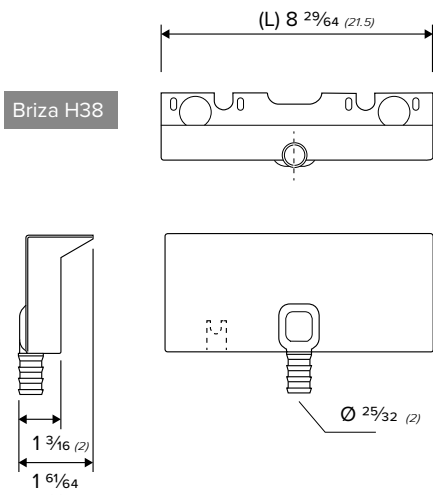
❄️ 🔥 **BRIZA EC 12 HYBRID**
HEATING AND COOLING

OPTION

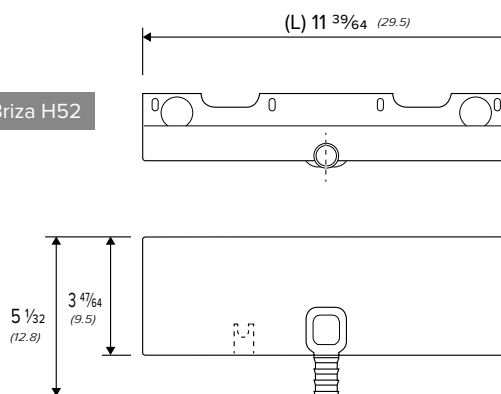
OPTION: Extra drain pan (for recessed ceiling mounting)

- The optional condensate drain pan can only be used for ceiling installations. This extra drain pan is intended for installation under the valve package. When this drain pan is not installed, it's important to insulate the valve package and pipes against condensation.

Briza H38



Briza H52



Briza H38 Extra drain pan L 8.46 CODE 5127.00010001

Briza H52 extra drain pan L 11.61 CODE 5127.00010002

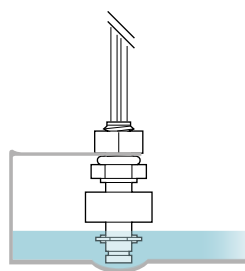
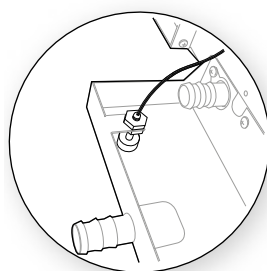
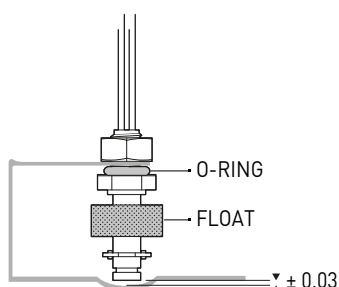
OPTION

OPTION: condensate level sensor for drain pan

The micro float switches have 10 watt switching capabilities, 100 VDC max switching voltage, 90°C maximum temperature, and specific gravity .09.

The float switch has two parts: a stem and a float. The stem is attached to the condensate pan. The float is a doughnut shaped object placed around the stem that rises and falls with the level of the liquid. When the level of the float aligns with the level of the reed switch inside the stem, it magnetically actuates the reed switch, sending an electrical signal to:

- a room thermostat
- BMS
- valve
- alarm system
- home automation



UL
E316052

- made from white polypropylene with silicon O-ring
- normally closed (NC)
- max contact rating 10W
- max contact voltage 100VDC
- max switching current 0.5A
- max temperature 80°C

BRIZA EC 12 H38 / H52

OPTION: condensate level sensor for drain pan

CODE 5127.00010003



BRIZA EC 12 HYBRID options / 90 ° air outlet

OPTION

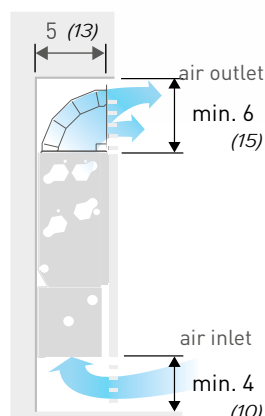
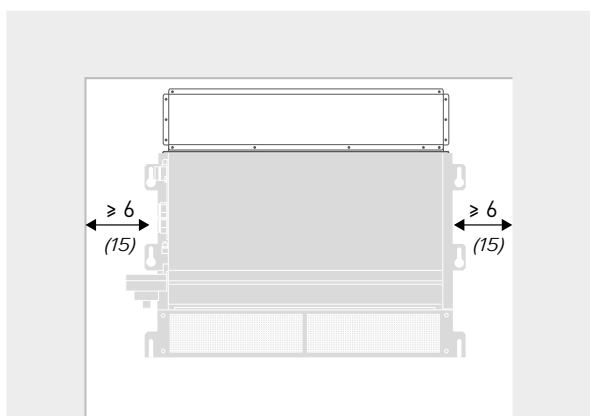
90 ° air outlet for wall- and recessed ceiling installation

Description:

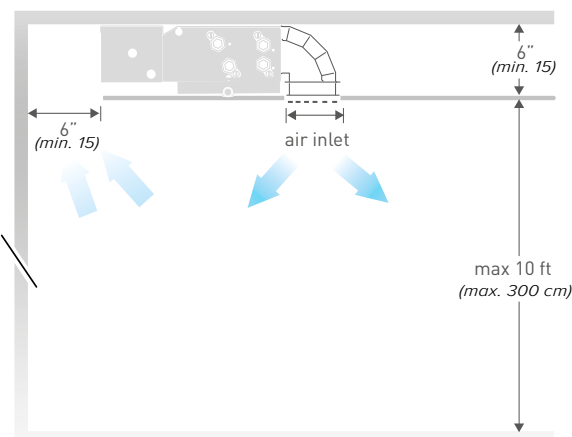
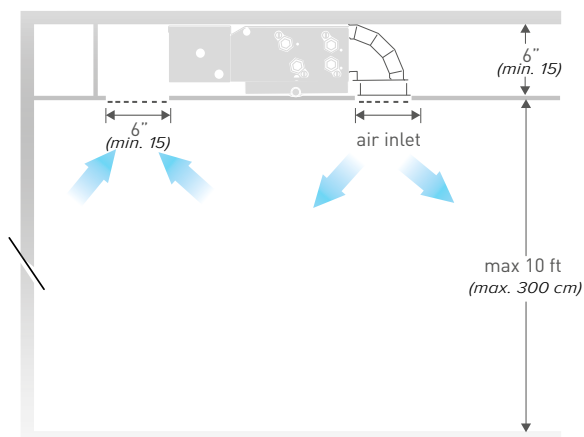
- 90° air outlet for optimum air flow
- Height 038 and 052
- 4 lengths
- in electrolytic galvanized steel
- with a rubber strip for seamless connection
- the unit must remain accessible at all times for maintenance



Minimum dimensions Built-In to wall, with 90 ° air outlet



Minimum dimensions Built-In to Ceiling, with 90 ° air outlet



L >		52	72	102	122
BRIZA EC 12	CODE >	5927.00005290	5927.00007290	5927.00010290	5927.00012290
L	inch	20 15/32	28 11/32	40 5/32	48 1/32

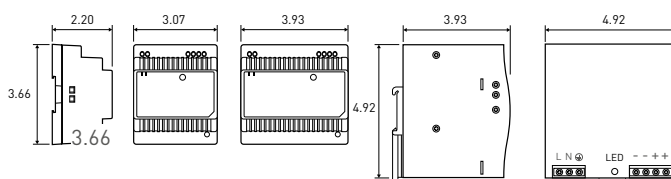


BRIZA EC 12 HYBRID 24 VAC power supply / max. cable length

24 VDC power supply

- small mounting depth
- Safety: UL1310 Class 2
- passive cooling
- DIN-rail or wall installation

CODE	Power
7990.050	36 W
7990.051	60 W
7990.055	100 W



The warranty is only valid when the original Jaga power supply is used.

Required power = sum of the power consumption of all units +10%



Technical data	CODE	7990.050	7990.051	7990.055	
Power	Watt	36	60	100	240
Output voltage	VDC	24-28			
Output current	A	1,3	2,5	4,2	5
Input voltage	VAC	85-264	88-264		85/264
	VDC	120-370	124-370		120/370
Weight	lbs	0.66		0.77	2.64
Overload protection		120 - 145%			
LED		DC ok			
Operating temperature		-40 > +185 ° F			

Max. voltage drop 5% max. cable length according to the number of units

Max. distance from power supply in ft:	32	65	98	131	164	196	229	262	295	328
wire size AWG	L 052 / 075 (15W), number of Briza's									
17	5	2		1						
16	8	4		2			1			
14	13	6	4	3		2			1	
wire size AWG	L 072 / 095 (18W), number of Briza's									
17	4	2		1						
16	6	3		2		1				
14	11	5	3		2				1	
wire size AWG	L 102 / 125 (25W), number of Briza's									
17	3	1								
16	5	2		1						
14	9	4		2		1				
wire size AWG	L 122 / 145 (26W), number of Briza's									
17	3	1								
16	4	2		1						
14	8	4		2		1				



BRIZA EC 12 HYBRID optional controllers

JAGA Dynamic Product Control , Jaga Control panel



DPC.BRC4

with control panel
water temperature sensor **heating**
room temperature sensor

DPC.BRC6

- with control panel
- water temperature sensor **heating & cooling**
- room temperature sensor

Heating: The fans will start when the water temperature sensor detects 28°C / 83°F water in the coil.

Cooling: The fans will start when the water temperature sensor detects 18°C / 64°F water in the coil.

Installation

Electrical connections: IMPORTANT!

- the warranty is only valid when the correct power supply has been installed
- Make sure to double check polarity before switching on the power supply. Mixed polarity will damage the controller.
- The electrical installation must be carried out by a qualified technician, in compliance with the local building codes.

Briza Wall / Ceiling 041/055

Pre-assembled fancoil unit, with enclosure suited for wall or ceiling installation.

- versions: 2- pipe- of 4 pipe connection
 - 2 pipe: one coil for **heating** or **cooling**
 - 4 pipe: the standard coil for **cooling** and an additional coil for **heating**
- **heating** standard equipped for connection to conventional heating and low water temperature systems.
- **cooling**: standard equipped for connection to chilled water-system

Description:

The support frame:

- consists of 19 gauge galvanised steel sheet
- the unit is equipped with a condensate drain. Connect the drain to a frequently used drainpipe with a P-trap.
 - insulation to avoid condensation and to reduce noise

Dynamic Heat Exchanger :

Round, seamless circular pipes in pure copper, connected to pure aluminium fins with 11 fins per inch included a brass connector, including air venting

- element pressure test: 377 PSI
- operating pressure: max 290 PSI
- coil connection 3/4" NPT
- standard connection left, right hand connection only on request

EC Fan:

Quiet tangential fans with aluminium fins, inserted in EPDM vibration-reduction, with ball bearing support

- 24 VDC EC motor with 0...10 V stepless control and stainless steel protection guard
- extreme low power consumption
- noise reduction: resin-coated winding in EPDM vibration damping

Electrical Connection

Standard on the right hand side

Power supply

- 25 W / 54 W / 72 W

Assembly:

- front : electrolytic, galvanized steel plate of 18 gauge.
- side panels: galvanized steel plate of 18 gauge.
- the enclosure is powder coated in white (RAL 9010) / traffic white (RAL 9016) / other colour structured finish at extra charge.
- aluminium top grille coated in the same colour as the casing.
- coating: a scratch resistant epoxy-polyester powder, sprayed electrostatically and treated at a temperature of 200°C. UV resistant according to ASTM G53.
- the surface temperature remains safe at all times

Terms of Use:

The device is not intended for installation in aggressive atmospheres.

Operating limits:

- Supply water temperature: 3 > 90°C
- Maximum pressure heat exchanger: 116 PSI
- Supply Voltage: 24 VDC
- Max static pressure: 30Pa / 0.12"

2-pipe / 4-pipe selection

The units must be selected in accordance with :

- 2-pipe version: one coil for chilled or hot water.
- 4-pipe version: a primary coil for cooling and a secondary coil for heating, via 2 separate circuits for chilled and hot water.

Minimum installation height

- the minimum distance between the bottom of the panel and the floor is at least 4"
- the required clearance for the top discharge is 6"

Options

- DPC.001 JAGA Dynamic Product Controller with control panel
- secondary coil for 4-pipe systems
- Power supply:
 - 24 VDC 31W
 - 24 VDC 60W
 - 24 VDC 100
- Condensate float switch for condensate tray

Note: For cooling: all pipes and valves must be insulated to avoid condensation.

Manufacturer: Jaga

Types:

Briza 038 with casing. Versions: Wall & Ceiling

Briza 052 with casing. Versions: Wall & Ceiling



BZMW

BZMC

H 41 cm [16 9/64] / H 55 cm [21.21/32]

Briza Wall / Ceiling Built-In 038/052

Pre-assembled fancoil unit, suitable for recessed fitting into a wall or ceiling.

- versions: 2- pipe- of 4 pipe- connection
 - 2 pipe: one coil for **heating** or **cooling**
 - 4 pipe: the standard coil for **cooling** and an additional coil for **heating**
- **heating** standard equipped for connection to conventional heating and low water temperature systems.
- **cooling**: standard equipped for connection to chilled water-system

Description:

The support frame:

Consisting of 19 gauge galvanised steel sheet

- the unit is equipped with a condensate tray and drain. Connect the drain to a frequently used drainpipe with a P-trap.
- insulation to avoid condensation and to reduce noise

Dynamic Heat Exchanger :

Round, seamless circular pipes in pure copper, connected to pure aluminium fins with 11 fins per inch included a brass connector, including air venting

- element pressure test: 377 PSI
- operating pressure: max 290 PSI
- coil connection 3/4" NPT
- standard connection left, right hand connection only on request

EC Fan:

Quiet tangential fans with aluminium fins, inserted in EPDM vibration-reduction, with ball bearing support

- 24 VDC EC motor with 0...10 V stepless control and stainless steel protection screen
- extreme low power consumption (max. 24 Watt)
- noise reduction: resin-coated winding in EPDM vibration damping

Electrical Connection

Standard on the RHS

Power supply

- 25 W / 54 W / 72 W

Terms of Use:

The device is not intended for installation in aggressive atmospheres.

Operating limits:

- Supply water temperature: 38°F > 190°F
- Maximum pressure heat exchanger: 116 PSI
- Supply Voltage: 24 VDC
- Max counterpressure: 30Pa 0.12"

Execution of the installation:

The installer calculate all the heating and cooling requirements:

- 2-pipe version: one standard coil for chilled or hot water.
- 4-pipe version: a primary coil for cooling and a secondary coil for heating, via 2 separate circuits for chilled and hot water.

Minimum installation height

- the minimum distance between the bottom of the panel and the floor is at least 4"
- top discharge of the unit is 6"

Options :

- corner piece 90° elbow for recessed fitting into a wall or ceiling
- DPC.001 JAGA Dynamic Product Controller with control panel
- second heat exchanger
- Power supply:
 - 24 VDC 31W
 - 24 VDC 60W
 - 24 VDC 100W
- Secondary condensate tray Briza H52 for recessed ceiling
- Secondary condensate tray Briza H38 for recessed ceiling
- Condensate float switch for condensate tray

Note: For cooling: all pipes and valves must be insulated to avoid condensation.

Manufacturer: Jaga

Types:

Briza 038 Built-In. Versions: Wall & Ceiling

Briza 052 Built-In. Versions: Wall & Ceiling



BZBW



BZBC

H 38 cm (14.96") / H 52 cm (20.47")



BZMW
H 41 cm (16.14") / H 55 cm (21.65")



BZMC



BZBW
H 38 cm (14.96") / H 52 cm (20.47")



BZBC

jagaHybridRadiator

Jaga reserves the right to change product specification at any time in line with our policy of continuous improvement and innovation.
US / Canada, 7 July 2020 11:48 AM - Jaga



NBN EN60335-1 based on EN60335-1-2002 + a11:2004 + a1:2004 + a12:2006 + a2:2006 + a13:2008 + A14:2010 + A15:2011

NBN EN 60335-2-80 based on EN 60335-2-80:2003 + A1:2004 + A2:2009