

NEW

MAESTRO PRO

With no outdoor unit



Industry leading inverter compressor technology provides unparalleled comfort in heating and cooling for both residential or commercial applications

**OLIMPIA
SPLENDID**
HOME OF COMFORT

Inverter 12 HP RVU

Maestro Pro Inverter 12 HP RVU Model# 02283

FEATURES

- **Cooling Capacity (Btu/h):** up to  **11,600**
- **Heating Capacity (Btu/h):** up to  **10,600**
- **Installation Versatility:** Top or bottom wall
- **Easy installation:** Can be installed from inside the space in just a few minutes
- **Rotating Flap:** Provides total air diffusion for consistent temperature throughout the space.
- **Backlite Display:** On-board touch control
- **User Control Options:**
 - Multifunction remote (Standard)
 - Wireless Wall Mounted Thermostat (Optional)
- **24 hour Timer**
- **Sound Transmission:** Best in Class STC and OITC

FUNCTIONS

- 🌡️ **Dehumidification Mode:** Controls humidity during mild ambient conditions for increased comfort
- 🌀 **Fan Mode:** Variable speed motor maintains a consistent temperature throughout the conditioned space.
- 💰 **Economy Mode:** Allows for energy saving by automatically optimizing the unit's performance
- 🌡️ **Auto Mode:** Adjusts comfort settings based on ambient conditions.
- 🌙 **Sleep Mode:** Gradually increases the temperature setpoint ensuring whisper quiet operation, greater comfort and energy savings while you sleep.
- 🔊 **Silent Mode:** Allows the user to set the system to minimum sound level.

Matteo Thun
MATTEO THUN & ANTONIO RODRIGUEZ
MILANO | SHANGHAI



Industry leading Wi-Fi technology with all the security of the cloud



INVERTER COMPRESSOR

Innovative compressor technology that is versatile and efficient with a wide range of frequencies available and electronic management of the electronic expansion valve (EEV)



SILENT MODE

Maestro Pro is designed so the inverter compressor and variable speed fan motor operate for maximum acoustical comfort down to 32 dB(A) (sound pressure). All enclosed in a sleek Italian designed cabinet by Matteo Thun and lined with state-of-the-art sound reducing material.



VARIABLE SPEED FAN (ECM)

The fan motor has a variable frequency drive technology installed to control motor speed and torque (V PRO). Designed to eliminate swings in temperature resulting in reduced energy consumption while providing quiet operation in all modes.



HEAT PUMP

Our reverse cycle heat pumps offer both heating and cooling to provide occupants with year-round comfort. It can also be used as backup heat during shoulder seasons.



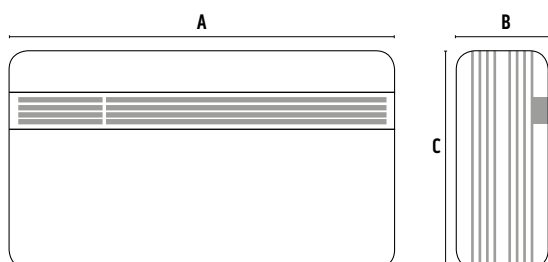
PRO POWER

The use of inverter technology provides a capacity boost up to 11,600 Btu/h



REMOTE CONTROL

"Fully Digital" remote control allows functions such as dehumidification, silent mode, sleep mode and ventilation mode.



MAESTRO PRO INVERTER 12 HP

A	B	C	Weight
35.6"	8.5"	20.5"	86 lbs



Maestro Pro Inverter 12HP

Model # 2283 Heat Pump

Cooling Capacity Range	Btu/h	6,600-11,600
Nominal Cooling Capacity	Btu/h	8,300
Cooling Input Power (Rated)	Watt	800
Cooling Operating Range (outdoor)	°F/°C	64/18-109/43
Efficiency	CEER	9.7
Moisture Removal	Pts/h	2.3
Heating Capacity Range 47F	Btu/h	6,200-10,600
Nominal Heating Capacity 47F	Btu/h	8,450
Heating Input Power (Rated) 47F	Watt	825
Heating Operating range	°F/°C	5/-15 - 75/24
Efficiency 47F	COP	3.00
Heating Capacity Range 5F	Btu/h	2,200-4,000
Heating Input Power 5F	Watt	340-780
Heating Efficiency 5F	COP	1.90-1.50
Indoor Blower Motor	Type	ECM Tangential
Indoor Airflow	CFM	Up To 245
Indoor Airflow Speeds	Speeds	Low/Med/High/Auto
Outdoor Blower Motor	Type	ECM
Outdoor Blower Motor	HP	0.17
Outdoor Airflow	CFM	350
Intake opening size	in	8
Exhaust Opening size	in	8
Outdoor Airflow Speeds	Speeds	Low/Med/High/Auto
Indoor Sound Rating	dB(A)	32-43
Sound Transmission Class	STC	36
Outdoor/Indoor Transmission Class	OITC	25
Outdoor Sound Rating	dB(A)	53
Compressor Type	Rotary DC Inverter	
Refrigerant Type	R-410A	
Refrigerant Factory Charge	Oz.	21

Oil Type	VG74	
Oil Amount	Oz.	9.5
Voltage	Volts	208/230
Voltage range	Volts	187-253
Hertz	Hz	60
Phase	1	
Power Supply	LCDI Power Cord NEMA 5-20P	
Power Factor	%	0.85
Cooling Nominal	Amps	4.8
Heating Nominal	Amps	5
Input Power (Standby)	Watt	3
Input Power (Off mode)	Watt	0.5
MCA	Amps	12.5
MOCP	Amps	15
ADA Compliant	Yes	
Power Outage Restart	Auto-on Based on last setting	
Drian line size	in	0.8
Unit Dimentions	in	35.5"W x 20.4"H x 8.5"D
Pakaging Dimentions	in	38.6"W x 24"H x 13"D
Unit Weight	lbs	86
Gross Weight	lbs	93
Cabinet Material	Plastic	
Cabinet Color	RAL 9003	
Finish	Specular High Gloss	
Warranty Year One	No Hassel replacement (compressor failure)	
Warranty	3 year parts 7 year compressor (parts only)	
Saftey Certification	ETL	UL 60335-2-40
Efficiency Certification	AHAM	AHAM RAC-1-2020
Country of Origin	Italy	
Modes	Cool, Heat, Dehumidify, Fan Only, Auto	

(1) Test condition: Data refers to conditions and parameters as required by DOE requirements governing this product type.
 HEATING MODE: Outdoor Ambient Temperature DB 47°F/8.3°C WB 43°F/6°C; Indoor Ambient DB 70°F/21°C - WB 60°F/15.6°C
 COOLING MODE: Outdoor Ambient Temperature DB 95°F/35°C WB 75°F/24°C; Indoor Ambient DB 80°F/26.7°C - WB 67°F/19.4°C
 (2) Maximum capacity achieved with Power Pro Boost inverter technology. To achieve full capacity and efficiency 8" diameter openings are recommended. Alternately, 6.5" diameter openings can be used however there is a corresponding loss to capacity and efficiency which can vary based on the specific application.
 (3) CEER is calculated according to the ANSI RAC-1 2015 standard. The Combined Energy Efficiency Ratio (CEER) is a standard that measures the combined efficiency of the unit when it is in standby and when it's actually cooling a space
 (4) Test conditions for sound ratings are conducted as per DOA rating conditions, conducted in a sound chamber performed at a distance of 6.5 feet (2 meters). Minimum sound pressure values are rated in ventilation mode only.
 (5) STC and OITC calculated by an independent 3rd party in accordance with ASHRAE standards.

