


AeroSys

INCORPORATED

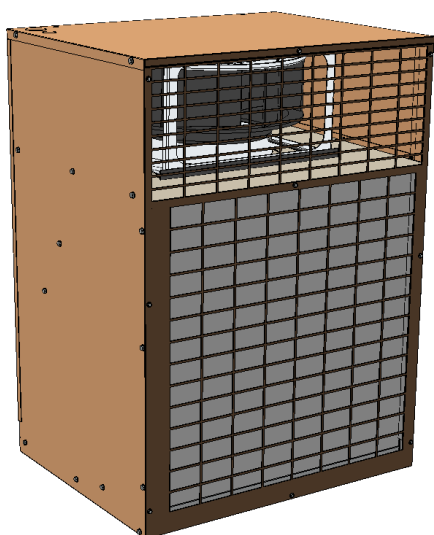
Thru-The-Wall

TTWC-R Series Condensing Unit Catalog

1-1/2 To 2-1/2 Ton Capacity



ALL UNITS MEET 2010 DOE STANDARDS / ARI 210/240 CONDITIONS



1-1/2 To 2-1/2 Ton Thru-The-Wall Condensing Unit TTWC H-Series 14 SEER

With Multi-Family housing on the rise, today's projects require more than the minimum 12 SEER and the THDC-HSA, Thru-The-Wall condensing units deliver just that with 14 SEER. Combining the latest in technology to meet the most demanding requirements by architects, engineers and multi-family developers.

Standard Features

- High Efficiency Scroll Compressor
- ECM Motor
- Quiet Backwards Inclined Impeller
- Powder Coated Cabinet
- CNC Punched Safety Screen
- Non Corrosive Hardware
- Easy Access Electrical Control Box
- Easy Access Compressor
- Easy Access Service Valves

Optional Added LX Features

- High / Low Pressure Switches
- Low Ambient Speed Control (Down to 20°)
- 4 lbs. Acoustical ArmaFlex Lined Cabinet
- Vibration Eliminators (Liquid & Suction)
- Heavy Duty Compressor Sound Blanket



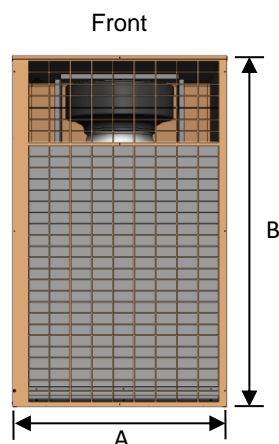
Model	Wide	High	Deep	SEER	BTU
TTWC-R18H21 Std. or LX	27	44	18-1/2	14	18,000
TTWC-R24H21 Std. or LX	27	44	18-1/2	14	24,000
TTWC-R30H21 Std. or LX	27	44	18-1/2	14	28,000

Electrical	Voltage	AWG THHN Wire	MCA	MOP
TTWC-R18H21 Std. or LX	208-230/1/60	14 Ga	12.7	20 AMP
TTWC-R24H21 Std. or LX	208-230/1/60	12 Ga	18.3	30 AMP
TTWC-R30H21 Std. or LX	208-230/1/60	12Ga	17.4	30 AMP

Model	Blower Discharge	Weight	Compressor	Liquid / Vapor
TTWC-R18H21 Std. or LX	Top	190 lbs.	Scroll	3/8" / 3/4"
TTWC-R24H21 Std. or LX	Top	195 lbs.	Scroll	3/8" / 3/4"
TTWC-R30H21 Std. or LX	Top	200 lbs.	Scroll	3/8" / 3/4"

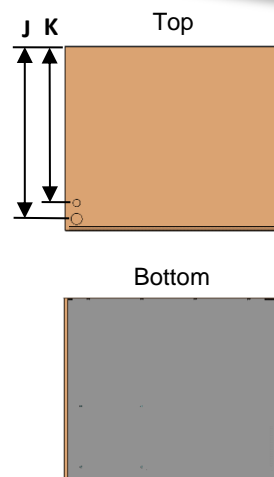

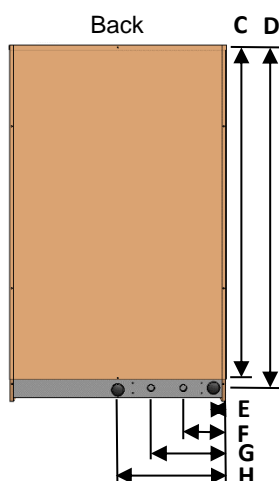

Electrical	Motor FLA	Motor HP	Compressor RLA	Compressor LRA
TTWC-R18H21 Std. or LX	1.4	0.25	9.0	48.0
TTWC-R24H21 Std. or LX	1.4	0.25	13.5	58.3
TTWC-R30H21 Std. or LX	1.4	0.25	12.8	64.0

*AeroSys TTWC-R**H Series units are sold and intended for use only with blower coil indoor units. To see a list of approved air handlers please go to www.aerosysinc.com/certified-ratings. The installer is responsible for confirming which of their air handlers are compatible with the AeroSys products, and which expansion valves are required for proper operation. AeroSys reserves the right to make changes without notice.



Optional Accessories

- Wall Sleeve
- Architectural Louver



AeroSys reserves the right to make changes without notice

TTWC-R H-Series Dimension Data In Inches					
A	27.00	H	13.50	O	-
B	44.00	I	23.00	P	-
C	41.30	J	21.60	Q	-
D	42.40	K	19.60	R	-
E	1.60	L	-	S	-
F	5.30	M	-	T	-
G	9.30	N	-	U	-
				V	-
				W	-
				X	-
				Y	-
				Z	-

*Equipment was tested and certified to AHRI 210/240 and DOE standard 10 CFR Part 430 (Energy or Water Conservation Program for Consumer Products) and the Energy Policy and Conservation Act, as amended. Test results and reports are available on AeroSys' website, or DOE's CCMS website.

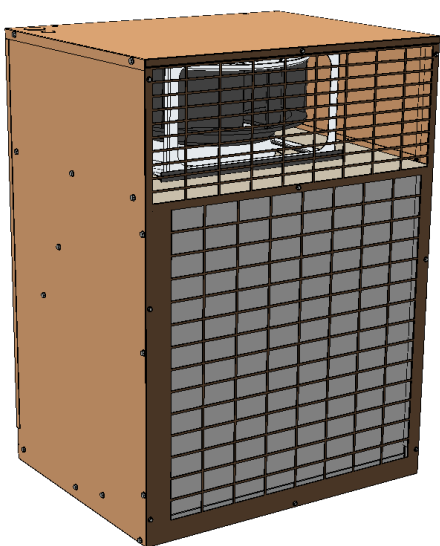


1 YEAR
Parts Warranty
5 YEAR
Compressor



**DOE Compliant for Installation
in the Following States:**

AL, AK, AZ, AR, CA, CO, CT, DE, FL, GA, HI, ID, IL, IN, IA, KS, KY, LA, ME, MD, MA, MI, MN, MS, MO, MT, NE, NV, NH, NJ, NM, NY, NC, ND, OH, OK, OR, PA, RI, SC, SD, TN, TX, UT, VT, VA, WA, WV, WI, WY



1-1/2 To 2-1/2 Ton Thru-The-Wall Condensing Unit TTWC T-Series 12 SEER

The 12 SEER TTWC-RT Series Thru-The-Wall condensing unit is directly interchangeable with other units no longer available from the original manufacturer. Combining the latest in technology to meet the most demanding requirements by architects, engineers and multi-family developers.

Standard Features

- High Efficiency Scroll Compressor
- ECM Motor
- Quiet Backwards Inclined Impeller
- Powder Coated Cabinet
- CNC Punched Safety Screen
- Non Corrosive Hardware
- Easy Access Electrical Control Box
- Easy Access Compressor
- Easy Access Service Valves

Optional Added LX Features

- High / Low Pressure Switches
- Low Ambient Speed Control (Down to 20°)
- 4 lbs. Acoustical ArmaFlex Lined Cabinet
- Vibration Eliminators (Liquid & Suction)
- Heavy Duty Compressor Sound Blanket



Model	Wide	High	Deep	SEER	BTU
TTWC-R18T21 Std. or LX	23-3/4"	32"	18-1/2"	12	19,000
TTWC-R24T21 Std. or LX	23-3/4"	32"	18-1/2"	12	24,100
TTWC-R30T21 Std. or LX	23-3/4"	32"	18-1/2"	12	28,400

Electrical	Voltage	AWG THHN Wire	MCA	MOP
TTWC-R18T21 Std. or LX	208-230/1/60	14 Ga	13	20 AMP
TTWC-R24T21 Std. or LX	208-230/1/60	12 Ga	19.7	30 AMP
TTWC-R30T21 Std. or LX	208-230/1/60	12Ga	18.8	30 AMP

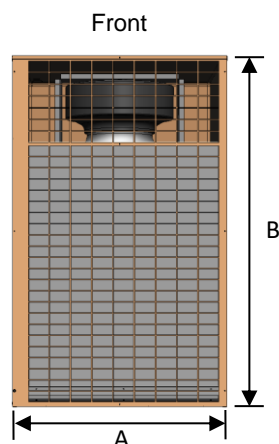
Model	Blower Discharge	Weight	Compressor	Liquid / Vapor
TTWC-R18T21 Std. or LX	Top	175 lbs.	Scroll	3/8" / 3/4"
TTWC-R24T21 Std. or LX	Top	180 lbs.	Scroll	3/8" / 3/4"
TTWC-R30T21 Std. or LX	Top	191 lbs.	Scroll	3/8" / 3/4"

Electrical	Motor FLA	Motor HP	Compressor RLA	Compressor LRA
TTWC-R18T21 Std. or LX	1.7	0.25	9.0	48.0
TTWC-R24T21 Std. or LX	2.8	0.33	13.5	58.3
TTWC-R30T21 Std. or LX	2.8	0.20	12.8	64.0

*AeroSys TTWC-R**T Series units are sold and intended for use only with blower coil indoor units. To see a list of approved air handlers please go to www.aerosysinc.com/certified-ratings. The installer is responsible for confirming which of their air handlers are compatible with the AeroSys products, and which expansion valves are required for proper operation. AeroSys reserves the right to make changes without notice.

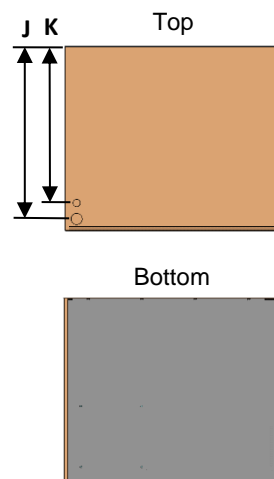

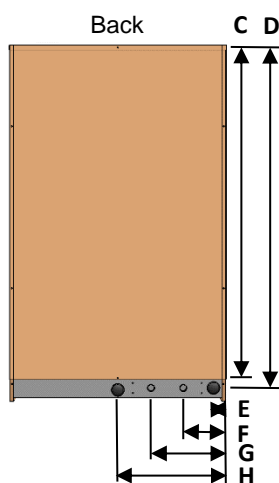


AeroSys Inc. – 929 Eldridge Drive Hagerstown, MD 21740 / P: 301-620-0002 / F: 301-620-0685 / W: www.aerosysinc.com

TTWC-RT R170526



Optional Accessories

- Wall Sleeve
- Architectural Louver



AeroSys reserves the right to make product changes without notice.

TTWC-R T-Series Dimension Data In Inches					
A	23.5	H	10.6	O	-
B	32.0	I	18.5	P	-
C	29.5	J	17.1	Q	-
D	30.6	K	15.1	R	-
E	3.1	L	-	S	-
F	7.1	M	-	T	-
G	-	N	-	U	-
				V	-
				W	-
				X	-
				Y	-
				Z	-

*Equipment was tested and certified to AHRI 210/240 and DOE standard 10 CFR Part 430 (Energy or Water Conservation Program for Consumer Products) and the Energy Policy and Conservation Act, as amended. Test results and reports are available on AeroSys' website, or DOE's CCMS website.

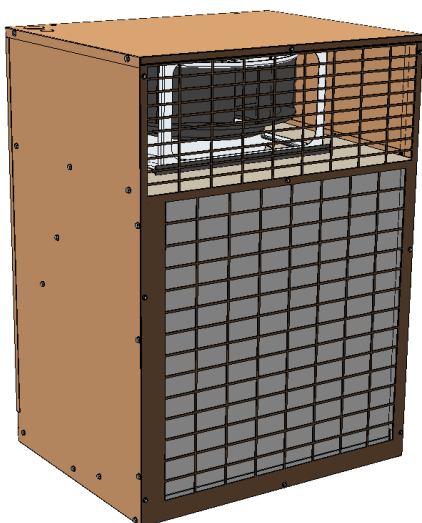


1 YEAR
Parts Warranty
5 YEAR
Compressor



DOE Compliant for Installation in the Following States:

AL, AK, AZ, AR, CA, CO, CT, DE, FL, GA, HI, ID, IL, IN, IA, KS, KY, LA, ME, MD, MA, MI, MN, MS, MO, MT, NE, NV, NH, NJ, NM, NY, NC, ND, OH, OK, OR, PA, RI, SC, SD, TN, TX, UT, VT, VA, WA, WV, WI, WY



1-1/2 To 2-1/2 Ton Thru-The-Wall Condensing Unit TTWC S-Series 12 SEER

The 12 SEER TTWC-RS Series Thru-The-Wall condensing unit is directly interchangeable with other units no longer available from the original manufacturer. Combining the latest in technology to meet the most demanding requirements by architects, engineers and multi-family developers.

Standard Features

- High Efficiency Scroll Compressor
- ECM Motor
- Quiet Backwards Inclined Impeller
- Powder Coated Cabinet
- CNC Punched Safety Screen
- Non Corrosive Hardware
- Easy Access Electrical Control Box
- Easy Access Compressor
- Easy Access Service Valves

Optional Added LX Features

- High / Low Pressure Switches
- Low Ambient Speed Control (Down to 20°)
- 4 lbs. Acoustical ArmaFlex Lined Cabinet
- Vibration Eliminators (Liquid & Suction)
- Heavy Duty Compressor Sound Blanket



Model	Wide	High	Deep	SEER	BTU
TTWC-R18S21 Std. or LX	26"	28-5/8"	18-1/2"	12	18,800
TTWC-R24S21 Std. or LX	26"	28-5/8"	18-1/2"	12	23,900
TTWC-R30S21 Std. or LX	26"	28-5/8"	18-1/2"	12	29,000

Electrical	Voltage	AWG THHN Wire	MCA	MOP
TTWC-R18S21 Std. or LX	208-230/1/60	14 Ga	13	20 AMP
TTWC-R24S21 Std. or LX	208-230/1/60	12 Ga	19.7	30 AMP
TTWC-R30S21 Std. or LX	208-230/1/60	12Ga	18.8	30 AMP

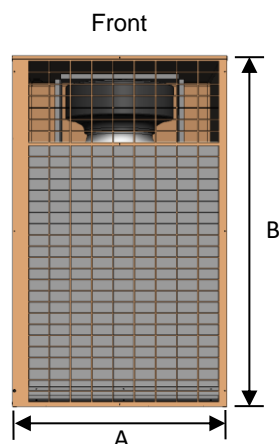
Model	Blower Discharge	Weight	Compressor	Liquid / Vapor
TTWC-R18S21 Std. or LX	Top	175 lbs.	Scroll	3/8" / 3/4"
TTWC-R24S21 Std. or LX	Top	180 lbs.	Scroll	3/8" / 3/4"
TTWC-R30S21 Std. or LX	Top	191 lbs.	Scroll	3/8" / 3/4"

Electrical	Motor FLA	Motor HP	Compressor RLA	Compressor LRA
TTWC-R18S21 Std. or LX	1.7	0.25	9.0	48.0
TTWC-R24S21 Std. or LX	2.8	0.33	13.5	58.3
TTWC-R30S21 Std. or LX	2.8	0.20	12.8	64.0

*AeroSys TTWC-R**S Series units are sold and intended for use only with blower coil indoor units. To see a list of approved air handlers please go to www.aerosysinc.com/certified-ratings. The installer is responsible for confirming which of their air handlers are compatible with the AeroSys products, and which expansion valves are required for proper operation. AeroSys reserves the right to make changes without notice.

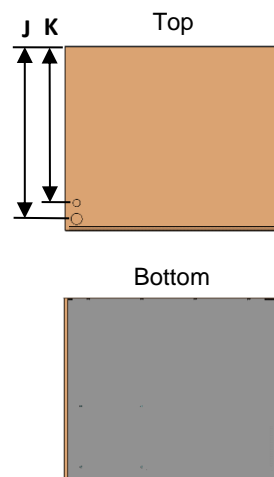

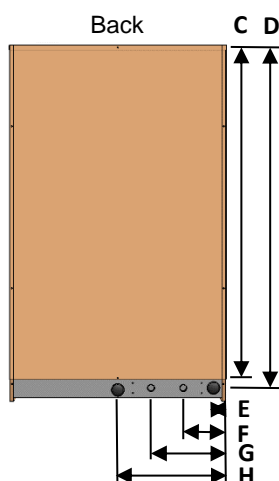

AeroSys Inc. – 929 Eldridge Drive Hagerstown, MD 21740 / P: 301-620-0002 / F: 301-620-0685 / W: www.aerosysinc.com

TTWC-RS R170526



Optional Accessories

- Wall Sleeve
- Architectural Louver



AeroSys reserves the right to make product changes without notice.

TTWC-R S-Series Dimension Data In Inches					
A	25.6	H	10.6	O	-
B	28.7	I	18.5	P	-
C	26.0	J	17.1	Q	-
D	27.3	K	15.6	R	-
E	3.2	L	-	S	-
F	7.2	M	-	T	-
G	-	N	-	U	-
				V	-
				W	-
				X	-
				Y	-
				Z	-

*Equipment was tested and certified to AHRI 210/240 and DOE standard 10 CFR Part 430 (Energy or Water Conservation Program for Consumer Products) and the Energy Policy and Conservation Act, as amended. Test results and reports are available on AeroSys' website, or DOE's CCMS website.



1 YEAR
Parts Warranty
5 YEAR
Compressor

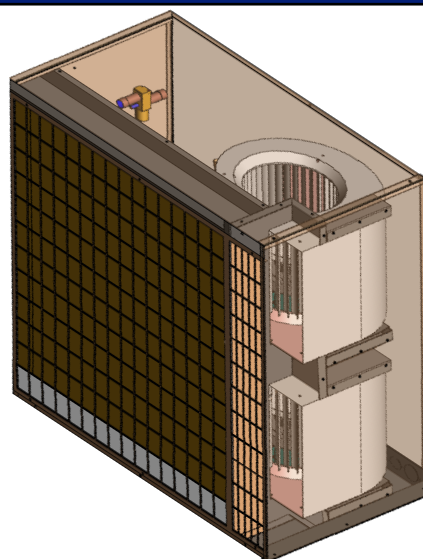


**DOE Compliant for Installation
in the Following States:**

AL, AK, AZ, AR, CA, CO, CT, DE, FL, GA, HI,
ID, IL, IN, IA, KS, KY, LA, ME, MD, MA, MI,
MN, MS, MO, MT, NE, NV, NH, NJ, NM, NY,
NC, ND, OH, OK, OR, PA, RI, SC, SD, TN, TX,
UT, VT, VA, WA, WV, WI, WY



1-1/2 To 2-1/2 Ton Thru-The-Wall Condensing Unit TTWC R-Series 12 SEER



The 12 SEER TTWC-RR Series Thru-The-Wall condensing unit is directly interchangeable with other units no longer available from the original manufacturer. Combining the latest in technology to meet the most demanding requirements by architects, engineers and multi-family developers.

Standard Features

- High Efficiency Scroll Compressor
- ECM Motor
- Quiet Backwards Inclined Impeller
- Powder Coated Cabinet
- CNC Punched Safety Screen
- Non Corrosive Hardware
- Easy Access Electrical Control Box
- Easy Access Compressor
- Easy Access Service Valves

Optional Added LX Features

- High / Low Pressure Switches
- Low Ambient Speed Control (Down to 20°)
- 4 lbs. Acoustical ArmaFlex Lined Cabinet
- Vibration Eliminators (Liquid & Suction)
- Heavy Duty Compressor Sound Blanket



Model	Wide	High	Deep	SEER	BTU
TTWC-R18R21 Std. or LX	29-1/2"	23"	18-1/2"	12	19,000
TTWC-R24R21 Std. or LX	29-1/2"	23"	18-1/2"	12	24,100
TTWC-R30R21 Std. or LX	29-1/2"	23"	18-1/2"	12	28,400

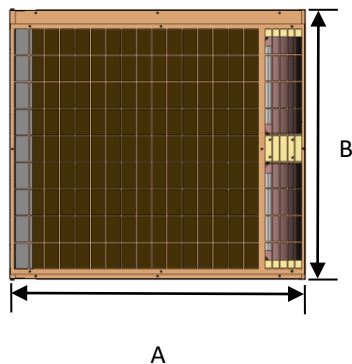
Electrical	Voltage	AWG THHN Wire	MCA	MOP
TTWC-R18R21 Std. or LX	208-230/1/60	14 Ga	13	20 AMP
TTWC-R24R21 Std. or LX	208-230/1/60	12 Ga	19.7	30 AMP
TTWC-R30R21 Std. or LX	208-230/1/60	12Ga	18.8	30 AMP

Model	Blower Discharge	Weight	Compressor	Liquid / Vapor
TTWC-R18R21 Std. or LX	Side	175 lbs.	Scroll	3/8" / 3/4"
TTWC-R24R21 Std. or LX	Side	180 lbs.	Scroll	3/8" / 3/4"
TTWC-R30R21 Std. or LX	Side	191 lbs.	Scroll	3/8" / 3/4"

Electrical	Motor FLA	Motor HP	Compressor RLA	Compressor LRA
TTWC-R18R21 Std. or LX	1.7	0.25	9.0	48.0
TTWC-R24R21 Std. or LX	2.8	0.33	13.5	58.3
TTWC-R30R21 Std. or LX	2.8	0.20	12.8	64.0


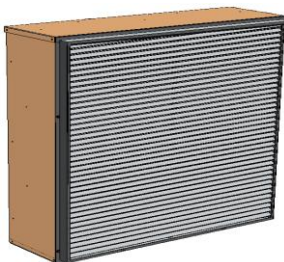
*AeroSys TTWC-R**R Series units are sold and intended for use only with blower coil indoor units. To see a list of approved air handlers please go to www.aerosysinc.com/certified-ratings The installer is responsible for confirming which of their air handlers are compatible with the AeroSys products, and which expansion valves are required for proper operation. AeroSys reserves the right to make changes without notice.

Front



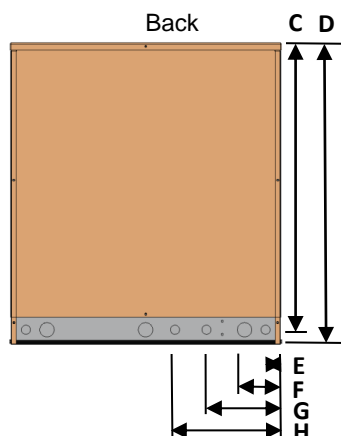
Optional Accessories

- Wall Sleeve
- Architectural Louver




A

Back



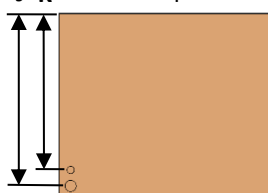
Left




Right



J K Top



Bottom



AeroSys reserves the right to make product changes without notice.

TTWC-R R-Series Dimension Data In Inches

A	29.2	H	14.6	O	-	V	-
B	23.1	I	18.5	P	-	W	-
C	21.9	J	16.9	Q	-	X	-
D	23.1	K	15.3	R	-	Y	-
E	1.4	L	-	S	-	Z	-
F	3.4	M	-	T	-	-	-
G	5.8	N	-	U	-	-	-

*Equipment was tested and certified to AHRI 210/240 and DOE standard 10 CFR Part 430 (Energy or Water Conservation Program for Consumer Products) and the Energy Policy and Conservation Act, as amended. Test results and reports are available on AeroSys' website, or DOE's CCMS website.



1 YEAR
Parts Warranty
5 YEAR
Compressor

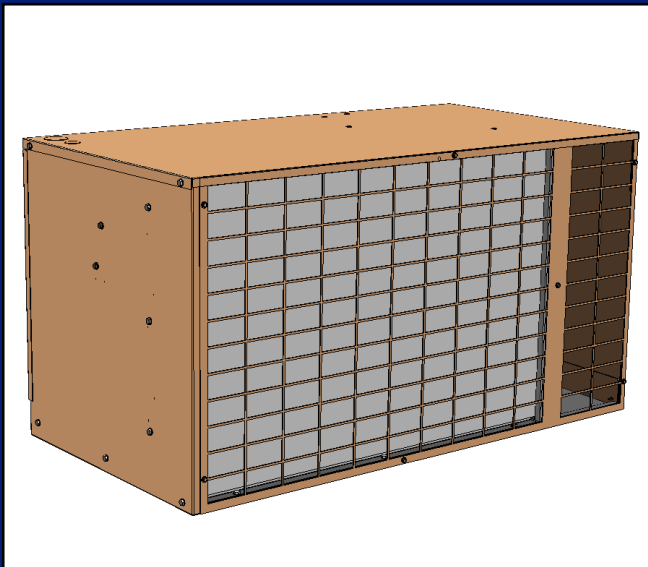


**DOE Compliant for Installation
in the Following States:**

AL, AK, AZ, AR, CA, CO, CT, DE, FL, GA, HI,
ID, IL, IN, IA, KS, KY, LA, ME, MD, MA, MI,
MN, MS, MO, MT, NE, NV, NH, NJ, NM, NY,
NC, ND, OH, OK, OR, PA, RI, SC, SD, TN, TX,
UT, VT, VA, WA, WV, WI, WY

AeroSys Inc. – 929 Eldridge Drive Hagerstown, MD 21740 / P: 301-620-0002 / F: 301-620-0685 / W: www.aerosysinc.com

TTWC-RR R170526



1-1/2 To 2-1/2 Ton Thru-The-Wall Condensing Unit TTWC P-Series 12 SEER

The 12 SEER TTWC-RP Series Thru-The-Wall condensing unit is directly interchangeable with other units no longer available from the original manufacturer. Combining the latest in technology to meet the most demanding requirements by architects, engineers and multi-family developers.

Standard Features

- High Efficiency Scroll Compressor
- ECM Motor
- Quiet Backwards Inclined Impeller
- Powder Coated Cabinet
- CNC Punched Safety Screen
- Non Corrosive Hardware
- Easy Access Electrical Control Box
- Easy Access Compressor
- Easy Access Service Valves

Optional Added LX Features

- High / Low Pressure Switches
- Low Ambient Speed Control (Down to 20°)
- 4 lbs. Acoustical ArmaFlex Lined Cabinet
- Vibration Eliminators (Liquid & Suction)
- Heavy Duty Compressor Sound Blanket



Model	Wide	High	Deep	SEER	BTU
TTWC-R18P21 Std. or LX	36"	19"	18-1/2"	12	18,500
TTWC-R24P21 Std. or LX	36"	19"	18-1/2"	12	23,300
TTWC-R30P21 Std. or LX	36"	19"	18-1/2"	12	28,200

Electrical	Voltage	AWG THHN Wire	MCA	MOP
TTWC-R18P21 Std. or LX	208-230/1/60	14 Ga	13	20 AMP
TTWC-R24P21 Std. or LX	208-230/1/60	12 Ga	19.7	30 AMP
TTWC-R30P21 Std. or LX	208-230/1/60	12Ga	19.0	30 AMP

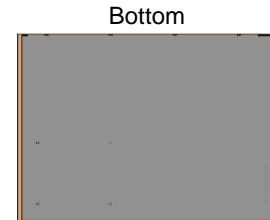

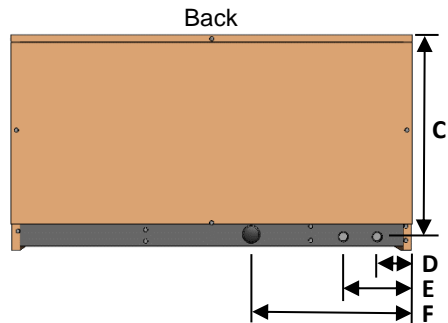
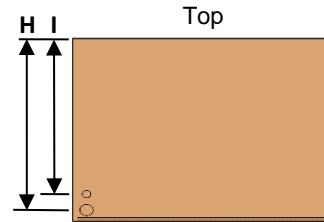
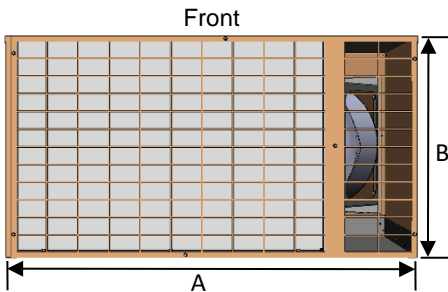

Model	Blower Discharge	Weight	Compressor	Liquid / Vapor
TTWC-R18P21 Std. or LX	Side	185 lbs.	Scroll	3/8" / 3/4"
TTWC-R24P21 Std. or LX	Side	190 lbs.	Scroll	3/8" / 3/4"
TTWC-R30P21 Std. or LX	Side	195 lbs.	Scroll	3/8" / 3/4"

Electrical	Motor FLA	Motor HP	Compressor RLA	Compressor LRA
TTWC-R18P21 Std. or LX	1.7	0.25	9.0	48.0
TTWC-R24P21 Std. or LX	2.8	0.33	13.5	58.3
TTWC-R30P21 Std. or LX	3.0	0.50	12.8	64.0

*AeroSys TTWC-R**P Series units are sold and intended for use only with blower coil indoor units. To see a list of approved air handlers please go to www.aerosysinc.com/certified-ratings. The installer is responsible for confirming which of their air handlers are compatible with the AeroSys products, and which expansion valves are required for proper operation. AeroSys reserves the right to make changes without notice.

Optional Accessories

- Wall Sleeve
- Architectural Louver



AeroSys reserves the right to make product changes without notice.

TTWC-R P-Series Dimension Data In Inches					
A	35.5	H	17.1	O	-
B	19.0	I	15.1	P	-
C	17.8	J	-	Q	-
D	3.1	K	-	R	-
E	6.1	L	-	S	-
F	14.3	M	-	T	-
G	18.6	N	-	U	-
				V	-
				W	-
				X	-
				Y	-
				Z	-
				-	-
				-	-

*Equipment was tested and certified to AHRI 210/240 and DOE standard 10 CFR Part 430 (Energy or Water Conservation Program for Consumer Products) and the Energy Policy and Conservation Act, as amended. Test results and reports are available on AeroSys' website, or DOE's CCMS website.



1 YEAR
Parts Warranty
5 YEAR
Compressor



**DOE Compliant for Installation
in the Following States:**

AL, AK, AZ, AR, CA, CO, CT, DE, FL, GA, HI, ID, IL, IN, IA, KS, KY, LA, ME, MD, MA, MI, MN, MS, MO, MT, NE, NV, NH, NJ, NM, NY, NC, ND, OH, OK, OR, PA, RI, SC, SD, TN, TX, UT, VT, VA, WA, WV, WI, WY