



Safe-T-Switch®

Patented, code compliant condensate overflow float switches and cleanout devices.



NEW! In-Line Cleanout

Versatile cleanout device allows for clearing and maintaining drain lines using pressure, suction and chemical additives.

Improved Float Control

Precise ratcheting float allows easy sensitivity adjustment without removing top cover.

NEW!

SAFE-T-SWITCH®

- Maximum control
- Maximum reliability
- Unmatched function
- Minimum maintenance
- Simple installation
- Plenum rated options

Enhanced float level control.



Precise ratcheted float switch level control ▶

IMC code* compliant in-line cleanout ▼

SS Models

Nitrogen/CO₂ pressure drain line cleaning ▶

IMC code* compliant in-line cleanout ▼

SC1 Model

IMC code compliant in-line drain cleanout.



ACTION VIDEO

NEXT GENERATION SAFE-T-SWITCH



Low-voltage condensate overflow cutoff switches are designed to detect clogged A/C condensate drains. The built-in, easy-access, hand-ratcheting float adjusts sensitivity without removing top cover. The model SC1 cleanout device features a Schrader valve connection to enable clearing blockages without removing top cover.

SS1, SS2 and SS3 magnetic float, reed activated switches are of the highest quality.

They provide condensate overflow protection for the primary drain, the secondary (auxiliary) drain and the safety pan. Should a blockage occur, the float rises with the condensate level. The magnetic float triggers the reed switch to shut down the system, preventing costly water damage to the structure.

Strict manufacturing quality control of our reed switches make them the most desirable and reliable in the industry. The patented magnetic reed switch will not stick or rust. A deeper fitting design with extra float throw length allows an added level of adjustability, to limit call backs and maintenance issues. Safe-T-Switches are also available in plenum models SS1P, SS2P and SS3P. All Safe-T-Switch devices are easy to install and continue to be the choice of HVAC and plumbing installers.

Full line of drain line cleanout options including CO₂ pressure delivery tools, suction pumps and liquid/tablet drain line cleaner chemicals are available from RectorSeal.

Electronic overflow switches SS103E, SSW, SS500EP and SS610E are uniquely designed to offer condensate overflow protection for a variety of applications including mini-split units. They provide condensate overflow protection for the primary drain, the secondary port of the primary pan and the safety pan. Should a blockage occur, the probe senses the rising condensate level and electronically shuts down the system preventing costly water damage.

*IMC Code 307.2.5 & 307.2.3.4 Drain line maintenance. Condensate drain lines shall be configured to permit the clearing of blockages and performance of maintenance without requiring the drain line to be cut.
A water-level detection device conforming to UL 508 shall be provided that will shut off the equipment served in the event that the primary drain is blocked.

Action videos and full details @ rectorseal.com/ssgen3



MAGNETIC REED CONDENSATE OVERFLOW SWITCHES

SS1/SS1P Float Switch

Code	Description	Qty
97085	Model SS1	24
97086	Model SS1P (Plenum)	24



FEATURES

- Condensate overflow switch
- Adjustable ratcheting float level
- Code compliant in-line cleanout
- Cleanout Tool
- UL 2043 for plenum models only

For primary drain lines

APPLICATION • Detects clogged A/C condensate drains and shuts off the system to prevent water damage • Float sensitivity can be easily adjusted without removing top cover • Can be installed on a slope up to 45° • Top cover removes easily using the tapered cams to allow inspection of the float switch and access to use the included cleanout tool to clear drain line • Compatible with Mighty Pump, LineShot or A/C Drain Foot Pump • Connect either red or yellow thermostat wire

US Patent No. 10,406,570



SS2/SS2P Float Switch

Code	Description	Qty
97087	Model SS2	24
97088	Model SS2P (Plenum)	24



FEATURES

- Condensate overflow switch
- Adjustable ratcheting float level
- Magnetic reed switch
- POP Blister packaged
- UL 2043 for plenum models only

For primary drain pan auxiliary outlet

APPLICATION • Detects clogged A/C condensate drains and shuts off system • Can be installed on the auxiliary outlet of the primary drain pan using the included 3/4" adapter • Float sensitivity can be easily adjusted without removing top cover • Top cover removes easily using the tapered cams to allow inspection of the float switch • Connect either red or yellow thermostat wire



SS3/SS3P Float Switch

Code	Description	Qty
97089	Model SS3	24
97090	Model SS3P (Plenum)	24



FEATURES

- Condensate overflow switch
- **Adjustable ratcheting float level**
- Magnetic reed switch
- POP Blister packaged
- Fits 1" to 2" drain pan height
- UL 2043 for plenum models only

For primary and auxiliary drain pans

APPLICATION • Detects clogged A/C condensate drains and shuts off the system • Bracket mounts firmly over the edge of most drain pans • Slim profile can be installed on primary or auxiliary drain pans

- Thumbscrew makes installation simple and easy
- Connect either red or yellow thermostat wire

US Patent No. 6,698,215



CONDENSATE DRAIN LINE CLEANOUT

SC1 Cleanout

Code	Description	Qty
97091	Model SC1	24

FEATURES

- **Schrader valve pressure clearing**
- **Code compliant in-line cleanout**
- Cleanout tool
- POP Blister packaged

For condensate drain lines maintenance

APPLICATION • Quick and easy access for clearing condensate drain lines • Integrated Schrader valve allows pressure clearing without removing top cover • Included cleanout tool allows both pressure or vacuum clearing in either direction • Top cover is easily removed and reinstalled using tapered cams • Compatible with Mighty Pump, LineShot or A/C Drain Foot Pump

US Patent No. 10,406,570





SAFE-T-SWITCH® OVERFLOW SWITCHES

The legacy reliable switch.

Legacy SS1 Float Switch

For primary drains or auxiliary drain outlets

Code	Description	Qty
97632	Model SS1 Legacy	24



FEATURES

- Condensate overflow switch
- Magnetic reed switch
- Install vertically or horizontally
- Connect to either red or yellow wire
- Includes directional cleanout tool to provide cleanout access
- Float is adjustable

APPLICATION • Detects clogged A/C condensate drains and shuts off the system to prevent water damage to floors, walls and ceilings • Can be installed horizontally or vertically, inline or on the primary pan's auxiliary drain outlet by using the included 3/4" adapter, bushing and cap

• Can be installed on a sloping line and does not need to be level or plumb



Can be installed in a horizontal or vertical position

Legacy SS2 Float Switch

For primary drain pan auxiliary outlet

Code	Description	Qty
97637	Model SS2 Legacy	24



FEATURES

- Condensate overflow switch
- Magnetic reed switch
- Connect to either red or yellow wire
- Float is adjustable

APPLICATION • Detects clogged A/C condensate drains and shuts off the system • Using the 3/4" adapter the SS2 can be installed on the auxiliary outlet of the primary drain pan • Easy access to the switch and the primary drain line for service



Legacy SS3 Float Switch

For primary and auxiliary drain pans

Code	Description	Qty
97647	Model SS3 Legacy	24



FEATURES

- Condensate overflow switch
- Magnetic reed switch
- Connect to either red or yellow wire
- Float is adjustable

APPLICATION • Detects clogged A/C condensate drains and shuts off the system • Steel mounting bracket clips firmly over the edge of most drain pans • Slim profile can be installed on primary or auxiliary drain pans





ELECTRONIC SENSOR CONDENSATE OVERFLOW SWITCHES

SS500EP Sensor Switch

For commercial rooftop down flow units


Code	Description	Qty
97693	SS500EP	24



FEATURES

- Fully plenum-rated
- Electronic probe sensor
- 5-wire design
- Onboard LED indicator
- Plenum rated wire
- 5 amp carrying capacity
- Either normally open or normally closed
- POP Blister packaged

APPLICATION • Install on primary drain pan when plenum rating is needed • Small size and slim profile allows versatile application.



SS103E Dual Switch

Float and sensor switching

Code	Description	Qty
97692	SS103E	24



FEATURES

- Electronic probe sensor
- 5-wire design
- Onboard LED indicator
- 5 amp carrying capacity
- Either normally open or normally closed

APPLICATION • For primary drain line and auxiliary drain pan or auxiliary drain outlet and auxiliary drain pan • Can be installed horizontally, vertically or in-line • Onboard LED indicates the condition of the unit at a glance • No moving parts



SS610E Sensor Switch

For mini-split systems

Code	Description	Qty
97622	SS610E	12



FEATURES

- Sensor connects to indoor units
- Attaches to pan or coils with unique bracket
- Onboard LED indicator can be mounted to side of unit
- Complies with IMC & IRC code
- Univolt input 110 to 230 Volts AC
- Switching Capacity – 0 to 250 Volts AC, 5 A, 1250VA; 0 to 30 Volts DC, 5A, 150W

APPLICATION • Overflow cutoff sensor switch for mini-split systems for installation directly on primary drain pan or clipped to coils above primary drain pan

- No batteries required

US Patent No. 8,887,392

Bracket allows probe to position deeper into the drain pan when necessary



SSW Sensor Switch

For drain pan or floor

Code	Description	Qty
97092	SSW	24



FEATURES

- Sensor connects to indoor units
- Onboard LED indicator
- Automatic reset
- POP packaged
- Weighted to avoid slippage

APPLICATION • Overflow cutoff sensor switch for direct placement into a metal or plastic secondary drain pan or on a floor • The logic circuit of the SSW continuously samples the sensor probes for the accumulation of water and determines if the presence of water is transient or permanent • When proprietary sensors detect as little as a 1/16-inch level of permanent water, the SSW water sensor automatically shuts the HVAC system down

US Patent Pending



CONDENSATE DRAIN LINE CLEANERS

Actabs™

Condensate drain line biocide

Code	Description	Qty
68108	6 tablet pouch	72
68104	JR - 200 tab bottle	12
68107	DMSS - 200 tab bottle	12

APPLICATION • EPA registered biocide eliminates or prevents most blockages in air conditioning and refrigeration drain lines due to build up of bacterial slime, rust, scale, sludge, airborne dust, silt and other solids

RECOMMENDED FOR
• Drain pan • Ductless Mini-Split Systems

Actabs™	Systems from 6 to 15 tons	EPA Reg. no. 51219-7
Actabs™ JR	All systems monthly application	EPA Reg. no. 51219-7
Actabs™ DMSS	Ductless Mini-Split Systems	EPA Reg. no. 51219-7



A/C Pan Treatment

Drain pan & drain line treatment

Code	Description	Qty
68115	200 tablet bottle	12
68117	30 tablet bottle	6

FEATURES

- Easily dispensed
- Long lasting

APPLICATION • Prevents drain line and pan blockage in air conditioners, humidifiers and refrigerators due to build up of sludge and slime • 2 tablets per one ton of air conditioning controls odor and sludge

RECOMMENDED FOR
• Drain line • Drain pan



Nu Line®

Condensate drain cleaner

Code	Description	Qty
97685	8 oz.	24
97690	32 oz.	12

FEATURES

- Easily dispensed
- Long lasting
- Enzyme based

APPLICATION • Helps prevent A/C drain line clogs and water leaks by preventing accumulation of slime and keeping drain lines open • Use every three months to help prevent mold growth

RECOMMENDED FOR
• Drain line • Drain pan



VACUUM OR PUSH-OUT CLOGS IN CONDENSATE DRAIN LINES

Mighty Pump™

Code	Description	Qty
97795	Mighty Pump	4
97796	Replacement Hoses (Two hoses per bag)	6

- FEATURES**
- No nitrogen tank or gas cartridges needed
 - 2-way flow w/o backflow
 - Lightweight, heavy-duty molded PVC
 - Easy clean up
 - High volume, low pressure

Quickly & completely clear blockage

APPLICATION • Hand-operated pump that can be used to vacuum or push-out a clogged drain line from inside or outside the home or building

- Generates enough pressure to clear slime, mold & dirt plugs

RECOMMENDED FOR

- Drain Line • A/C condensate pans • Secondary overflow pans • Water heater pans
- Tubs & toilets

Includes • Pump body • Flexible hoses • Spring check valves • 3/4" adapter • Spare O-rings



LineShot™

Code	Description	Qty
81980	Drain Line Device	6
81981	CO ₂ Refill Cartridges - 12ea.	6

- FEATURES**
 - Lightweight
 - Portable
 - Environmentally-Friendly
 - Tapered fitting that is compatible with 3/8" – 3/4" drain openings
 - Flexible hose for easy maneuverability

Condensate drain line clearing device

APPLICATION • Clears drain lines quickly and easily with a burst of CO₂ • Includes an end fitting compatible with Schrader valves and a tapered fitting for 3/8" – 3/4" drain openings • Flexible hose is easy to maneuver in tight spaces • Can be used with the Safe-T-Switch SC1, All-Access® AA1, AA1-FS and AA-Tools.

RECOMMENDED FOR
Condensate Drain Lines



AA-Pump

Code	Description	Qty
83418	A/C Drain Pump	6

- FEATURES**
 - Fast and easy, clear clogged lines in seconds
 - High pressure output
 - Reusable
 - Comes complete
 - Durable and tough

A/C drain pump

APPLICATION • Manual A/C drain line pump • An easy way to remove blockages from A/C condensate drain lines, without the need for electricity • Manual foot-operated pump that can be used to push-out a clogged drain line, generating enough pressure to clear slime, mold & dirt plugs • Compatible with the cleanout adapter provided with AA1 and AA1-FS





A CSW Industrials Company

Extended Safe-T-Switch product information can be found at: rectorseal.com/newgeneration






RECTORSEAL HVAC DIVISION

RectorSeal provides industry-leading digital and print support materials for its extensive chemical and mechanical solutions that include:

- Technical Product Information
- Marketing Support Materials
- Engaging Product Demonstration Videos
- Informative SDS and Product Data Sheets
- On-demand and Live Training and Webinars
- Learning Management System (LMS) support via RectorSeal Academy
- Informative Distributor and Sales Representative Tools
- Industry-related Tradeshow and Events Information

For complete details, visit **www.rectorseal.com**

For the latest product enhancements, news, and updated information, please follow RectorSeal's social media channels.

-  facebook.com/rectorseal
-  linkedin.com/company/rectorseal
-  twitter.com/rectorseal
-  instagram/rectorseal
-  youtube.com/rectorsealcorp

All information is believed to be current at the time of printing, but our policy is one of continuous development. RectorSeal makes no warranties, express or implied, as to its accuracy. RectorSeal reserves the right to discontinue, update or change the information at any time without notice or without incurring obligations.

RectorSeal® • 2601 Spenwick Drive, Houston, TX 77055, USA • 713-263-8001 • rectorseal.com

RectorSeal®, the logos and other trademarks are property of RectorSeal, LLC, its affiliates or its licensors and are protected by copyright, trademark and other intellectual property laws, and may not be used without permission. RectorSeal reserves the right to change specifications without prior notice. ©2021 RectorSeal. All rights reserved. R50742 10/21