

T-SERIES

Comfort Pack
with Electric Heat

Go Thru-the-Wall



Thru-the-Wall Comfort for all types of Multi-Family Construction

Features


- Fits existing Comfort Pack Wall Sleeve
- Adjustable 5 Speed DC Indoor Motor
- Self Contained Heating and Cooling Units
- Precharged and Prewired
- Ships with standard Pre-Painted Stamped Exterior Grille

Cooling System

- Slide-Out T-Series Cooling Chassis provided with polarized molex plug connections
(The T-Series chassis will only fit T-Series model cabinets)
- Easy Access Coremax Service Ports
- R-410A High Efficiency Compressor
- 2.5 Ton Cooling Capacity
- TXV installed for optimum performance
- Standard Secondary Drain Connection

Optional Heating

- Field installed heat kits up to 15KW Electric Resistance Heat
- 2 Stage Electric Heat Control Board
- Internal Automatic Reset Thermal Limits
- Breaker Protection



Comfort Pack

Shown with Factory Installed,
Pre-Painted Stamped Exterior Grille

Meets All
2023 DOE Requirements



National Comfort Products


A Division of National Refrigeration and Air Conditioning Products, Inc.

539 Dunksferry Road • Bensalem, PA 19020-5908
(800) 523-7138 • Fax (215) 639-1674

www.NationalComfortProducts.com



Nomenclature 2023



Performance Data

11.7 SEER2												
Model	Nominal Cooling Tons	Cooling Btuh	Sensible Btuh	Charge R-410A (oz)	Heat Kit	Heating Btuh		Heating kW		Heating AMPS		Shipping Weight (lbs.)
CPE43000TA						230V	208V	230V	208V	230V	208V	
	2.5	27,000	19,600	51.0	N/A	N/A	N/A	N/A	N/A	N/A	N/A	365
	2.5	27,000	19,600	51.0	CPEHK03	10,900	8,900	3.20	2.62	13.91	12.59	365
	2.5	27,000	19,600	51.0	CPEHK05	16,000	13,100	4.68	3.83	20.34	18.41	365
	2.5	27,000	19,600	51.0	CPEHK07	22,400	18,300	6.58	5.37	28.61	25.82	365
	2.5	27,000	19,600	51.0	CPEHK10	32,000	26,000	9.35	7.64	40.65	36.70	365
	2.5	27,000	19,600	51.0	CPEHK15	48,000	39,000	14.02	11.47	60.95	55.14	365

Electrical Data

Model	Heat Kit	Voltage	Compressor		Condenser Motor			Blower		Total Amps		MCA		MOP	
CPE43000TA			RLA	LRA	HP	RLA	LRA	HP	RLA	230V	208V	230V	208V	230V	208V
	N/A	280-230/60/1	13.5	72.5	1/4	2.4	-	1/2	3.9	19.8	19.8	23.2	23.2	35	35
	CPEHK03	280-230/60/1	13.5	72.5	1/4	2.4	-	1/2	3.9	19.8	19.8	23.2	23.2	35	35
	CPEHK05	280-230/60/1	13.5	72.5	1/4	2.4	-	1/2	3.9	24.2	22.3	29.3	26.9	35	35
	CPEHK07	280-230/60/1	13.5	72.5	1/4	2.4	-	1/2	3.9	32.5	29.7	39.7	36.2	40	40
	CPEHK10	280-230/60/1	13.5	72.5	1/4	2.4	-	1/2	3.9	44.6	40.6	54.7	49.8	55	50
	CPEHK15	280-230/60/1	13.5	72.5	1/4	2.4	-	1/2	3.9	64.9	59.0	80.1	72.8	85	75

Air Flow Data

Models	Color	Speed Tap	ESP (in. wc) / CFM				
			0.1	0.2	0.3	0.4	0.5
CPE43000TA	Red	1	1000	975	950	930	910
	Yellow	2	840	830	800	775	750
	Blue	3	760	730	710	690	660
	Black	4	635	610	580	560	530
	Orange	5	520	430	375	310	-

NOTE: All units are set from factory based on an ESP of 0.3 in. wc. Setpoint may be different for heating and cooling.

All specifications are subject to change without notice.

Other Options

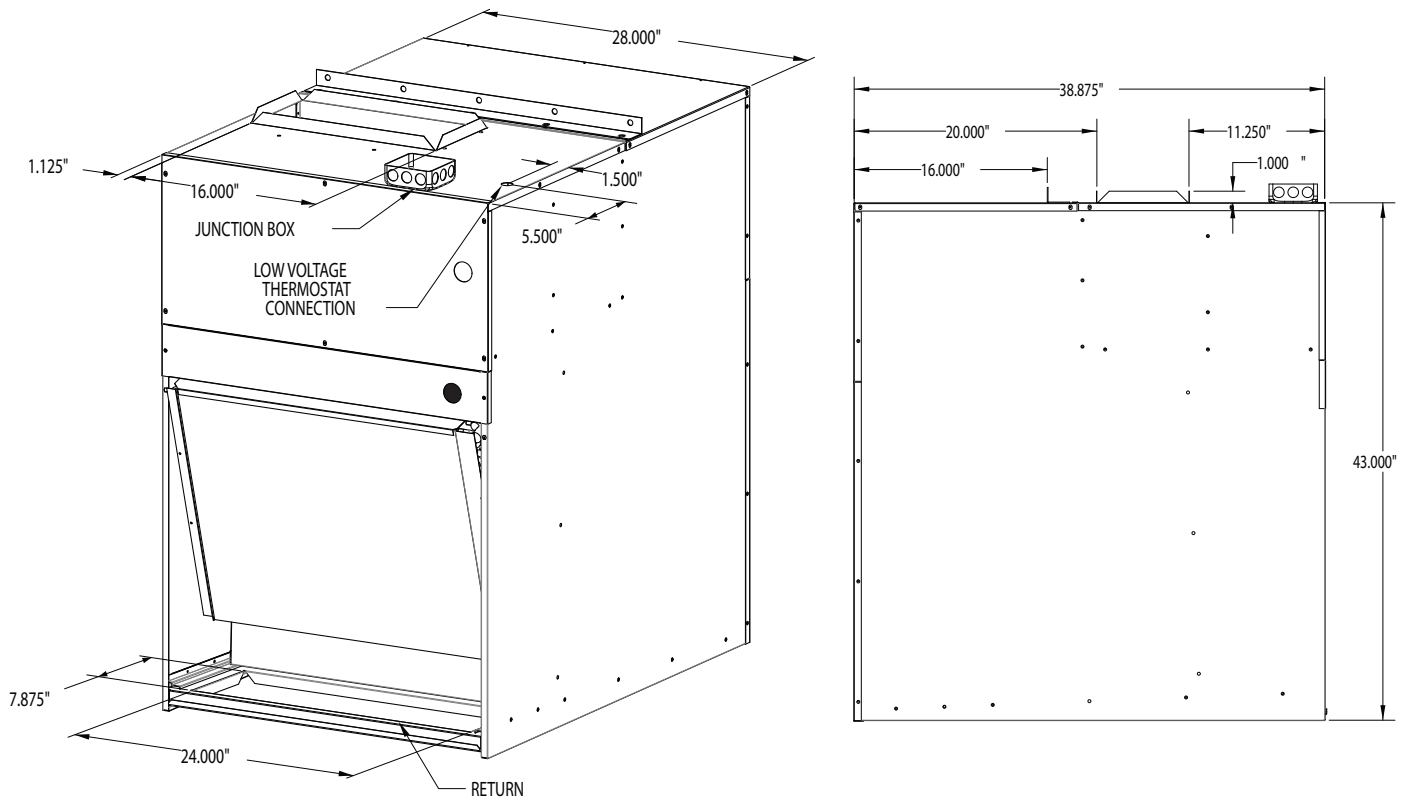
CPWS	Wall Sleeve (Unassembled)
CPWSA	Wall Sleeve Adapter (Unassembled)
CPSGT-P	Comfort Pack T-Series Stamped Grille Painted
CPLGT	Comfort Pack T-Series Architectural Louver Grille
CPLGT-S	Comfort Pack T-Series Architectural Louver Grille for Sleeve (Attaches to Wall Sleeve Only)
CPLGT-P	Comfort Pack T-Series Architectural Louver Grille Painted (Attaches to Units Only)
CPLGT-SP	Comfort Pack T-Series Architectural Louver Grille Sleeve Painted (Attaches to Wall Sleeve Only)
A	Standard
B	Slotted Door
C	with out Rear Grille
D	Both B & C

NOTE: National Comfort Products offers Architectural Louver Grilles for all models. Outdoor grilles provided by others must be approved by National Comfort Products to maintain unit performance and warranty coverage. See Comfort Pack Architectural Options Specification Sheet for more details.

Comfort Pack Advantages

- 2 Stage Electric Heat with Triac Control Board
- Electric Code Compliant
- Universal Cooling Chassis, Slides Out for Ease of Service
- Easy Access Refrigeration Service Ports Utilizing Low Loss Coremax Technology
- Polarized Molex Plugs Allowing for Simple Disconnect from Cabinet
- Secondary Drain Provides Built In Condensate Overflow Protection

Unit Dimensions



NOTE: Unit must be mounted a minimum of 8 inches above finished floor.



National Comfort Products
A Division of National Refrigeration and Air Conditioning Products, Inc.
539 Dunksferry Road • Bensalem, PA 19020-5908
(800) 523-7138 • Fax (215) 639-1674
www.NationalComfortProducts.com



All specifications are subject to change without notice.

Spec Comfort Pack T-Series with Electric Heat 2/2023