

PKA-A30KA7 & PUZ-A30NHA7-BS
30,000 BTU/H WALL-MOUNTED INDOOR UNIT
36,000 BTU/H HEAT PUMP UNIVERSAL OUTDOOR



Job Name:

System Reference:

Date:



Indoor Unit.....PKA-A30KA7

Outdoor Unit.....PUZ-A30NHA7-BS



INDOOR UNIT FEATURES

- Sleek, compact design
- Simple installation
- Vane setting for air flow direction control
- Auto fan speed mode
- Ideal for spaces such as server rooms, daycare centers, classrooms, churches, small offices, and more
- Multiple control options available:
 - kumo cloud® smart device app for remote access
 - Third-party interface options
 - Wired or wireless controllers

OUTDOOR UNIT FEATURES

- Variable speed INVERTER-driven compressor
- Power receiver pre-charged with refrigerant volume for piping length up to 70 ft
- Low ambient cooling down to 0°F providing 100% capacity
- 24-hour continuous operation (cooling mode)
- High pressure protection
- Fast restart
- Superior energy and operational efficiency
- Seacoast protection on heat exchanger and base panel (rated for 2,000 hours in accordance with ASTM B117 testing)

SPECIFICATIONS: PKA-A30KA7 & PUZ-A30NHA7-BS

| | | | |
|---|--|---------------------|---|
| Cooling at 95°F ¹ | Maximum Capacity | BTU/H | 30,000 |
| | Rated Capacity | BTU/H | 30,000 |
| | Minimum Capacity | BTU/H | 9,000 |
| | Maximum Power Input | W | 3,150 |
| | Rated Power Input | W | 3,150 |
| | Moisture Removal | Pints/h | 8.1 |
| | Sensible Heat Factor | | 0.70 |
| Heating at 47°F ² | Power Factor [208V / 230V] | % | 96.4 / 96.4 |
| | Maximum Capacity | BTU/H | 34,000 |
| | Rated Capacity | BTU/H | 32,000 |
| | Minimum Capacity | BTU/H | 8,900 |
| | Maximum Power Input | W | 2,620 |
| | Rated Power Input | W | 2,460 |
| Heating at 17°F ³ | Power Factor [208V / 230V] | % | 960.0 / 960.0 |
| | Maximum Capacity | BTU/H | 21,000 |
| | Rated Capacity | BTU/H | 18,300 |
| | Maximum Power Input | W | 2,080 |
| | Rated Power Input | W | 1,960 |
| Efficiency | SEER | | 19.8 |
| | EER ¹ | | 9.5 |
| | HSPF [IV] | | 9.9 |
| | COP at 47°F ² | | 3.81 |
| | COP at 17°F at Maximum Capacity ³ | | 2.96 |
| | ENERGY STAR® Certified | | No |
| Electrical | Voltage, Phase, Frequency | | 208/230, 1, 60 |
| | Guaranteed Voltage Range | V AC | 198 - 253 |
| | Voltage: Indoor - Outdoor, S1-S2 | V AC | 208/230 |
| | Voltage: Indoor - Outdoor, S2-S3 | V DC | 24 |
| | Short-circuit Current Rating [SCCR] | kA | 5 |
| | Recommended Fuse/Breaker Size (Outdoor) | A | 25 |
| | Recommended Wire Size [Indoor - Outdoor] | AWG | 14 |
| | Power Supply | | Indoor unit is powered by the outdoor unit |
| Indoor Unit | MCA | A | 1.0 |
| | Fan Motor Full Load Amperage | A | 0.36 |
| | Fan Motor Type | | DC Motor |
| | Airflow Rate at Cooling, Dry | CFM | 635–705–775 |
| | Airflow Rate at Cooling, Wet | CFM | 570–635–700 |
| | Airflow Rate at Heating, Dry | CFM | 635–705–775 |
| | Sound Pressure Level [Cooling] | dB[A] | 39–42–45 |
| | Sound Pressure Level [Heating] | dB[A] | 39–42–45 |
| | Drain Pipe Size | In. [mm] | 5/8 [16] |
| | Coating on Heat Exchanger | | — |
| | External Finish Color | | White Munsell 1.0Y 9.2/0.2 |
| | Unit Dimensions | W x D x H: In. [mm] | 46-1/16 x 11-5/8 x 14-3/8 [1,170 x 295 x 365] |
| | Package Dimensions | W x D x H: In. [mm] | 51 x 14-1/4 x 18-1/2 [1,295 x 362 x 470] |
| | Unit Weight | Lbs. [kg] | 46 [21] |
| | Package Weight | Lbs. [kg] | 53 [24] |
| Indoor Unit Operating Temperature Range | Cooling Intake Air Temp [Maximum / Minimum]* | °F | 90 DB, 72 WB / 66 DB, 61 WB |
| | Heating Intake Air Temp [Maximum / Minimum] | °F | 77 DB / 59 DB |

NOTES:

AHRI Rated Conditions

(Rated data is determined at a fixed compressor speed)

¹Cooling (Indoor // Outdoor)

°F

80 DB, 67 WB // 95 DB, 75 WB

²Heating at 47°F (Indoor // Outdoor)

°F

70 DB, 60 WB // 47 DB, 43 WB

³Heating at 17°F (Indoor // Outdoor)

°F

70 DB, 60 WB // 17 DB, 15 WB

*Indoor/Outdoor Unit Operating Temperature Range (Cooling Air Temp [Maximum / Minimum]):

- Applications should be restricted to comfort cooling only; equipment cooling applications are not recommended for low ambient temperature conditions.
 - » Wind baffles required to operate below 23°F DB in cooling mode.
 - » Heat pump system with wind baffle: 0°F - 115°F.
 - » Refer to wind baffle documentation for further information.

**Outdoor Unit Operating Temperature Range (Cooling Thermal Lock-out / Re-start Temperatures; Heating Thermal Lock-out / Re-start Temperatures):

- System cuts out in heating mode to avoid thermistor error and automatically restarts at these temperatures.

SPECIFICATIONS: PKA-A30KA7 & PUZ-A30NHA7-BS

| | | | |
|--|--|---------------------|--|
| Outdoor Unit | MCA | A | 19.0 |
| | MOCP | A | 26 |
| | Fan Motor Full Load Amperage | A | 0.4 |
| | Fan Motor Output | W | 86 |
| | Airflow Rate [Cooling / Heating] | CFM | 1940 / 1940 |
| | Refrigerant Control | | LEV |
| | Defrost Method | | Reverse Cycle |
| | Coating on Heat Exchanger | | Blue Fin Coating (BS Model only) |
| | Sound Pressure Level, Cooling ¹ | dB(A) | 47 |
| | Sound Pressure Level, Heating ² | dB(A) | 48 |
| | Compressor Type | | INVERTER-driven twin rotary |
| | Compressor Model | | SNB172FWHM1 |
| | Compressor Rated Load Amps | A | 7 |
| | Compressor Locked Rotor Amps | A | 11.0 |
| | Compressor Oil [Type // Charge] | oz. | FV50S // 23 |
| | External Finish Color | | Ivory Munsell 3Y 7.8/1.1 |
| | Base Pan Heater | | N/A |
| | Unit Dimensions | W x D x H: In. [mm] | 37-13/32 x 13 (+1-3/16) x 37-1/8 [950 x 330 (+30) x 943] |
| | Package Dimensions | W x D x H: In. [mm] | 40-15/16 x 17-11/16 x 40-11/16 [1040 x 450 x 1033] |
| | Unit Weight | Lbs. [kg] | 153 [69] |
| | Package Weight | Lbs. [kg] | 179 [81] |
| Outdoor Unit Operating Temperature Range | Cooling Air Temp [Maximum / Minimum]* | °F | 115 DB / 0 DB |
| | Heating Air Temp [Maximum / Minimum] | °F | 70 DB, 59 WB / -4 DB, -4 WB |
| | Heating Thermal Lock-out / Re-start Temperatures** | °F | -8 / -4 |
| Refrigerant | Maximum Charge Quantity | Lbs, oz | 7.0, 11.0 |
| | Initial Charge Quantity | Ft. [m] | 70.0 [20.0] |
| | Additional Refrigerant Charge Per Additional Piping Length | oz./Ft. [g/m] | 0.7 [50] |
| Piping | Gas Pipe Size O.D. [Flared] | In.[mm] | 5/8 [15.88] |
| | Liquid Pipe Size O.D. [Flared] | In.[mm] | 3/8 [9.52] |
| | Maximum Piping Length | Ft. [m] | 165 [50] |
| | Maximum Height Difference | Ft. [m] | 100 [30] |
| | Maximum Number of Bends | | 15 |

NOTES:

AHRI Rated Conditions

(Rated data is determined at a fixed compressor speed)

¹Cooling (Indoor // Outdoor)

°F 80 DB, 67 WB // 95 DB, 75 WB

²Heating at 47°F (Indoor // Outdoor)

°F 70 DB, 60 WB // 47 DB, 43 WB

³Heating at 17°F (Indoor // Outdoor)

°F 70 DB, 60 WB // 17 DB, 15 WB

*Indoor/Outdoor Unit Operating Temperature Range (Cooling Air Temp [Maximum / Minimum]):

• Applications should be restricted to comfort cooling only; equipment cooling applications are not recommended for low ambient temperature conditions.

» Wind baffles required to operate below 23°F DB in cooling mode.

» Heat pump system with wind baffle: 0°F - 115°F.

» Refer to wind baffle documentation for further information.

**Outdoor Unit Operating Temperature Range (Cooling Thermal Lock-out / Re-start Temperatures; Heating Thermal Lock-out / Re-start Temperatures):

• System cuts out in heating mode to avoid thermistor error and automatically restarts at these temperatures.

INDOOR UNIT ACCESSORIES: PKA-A30KA7

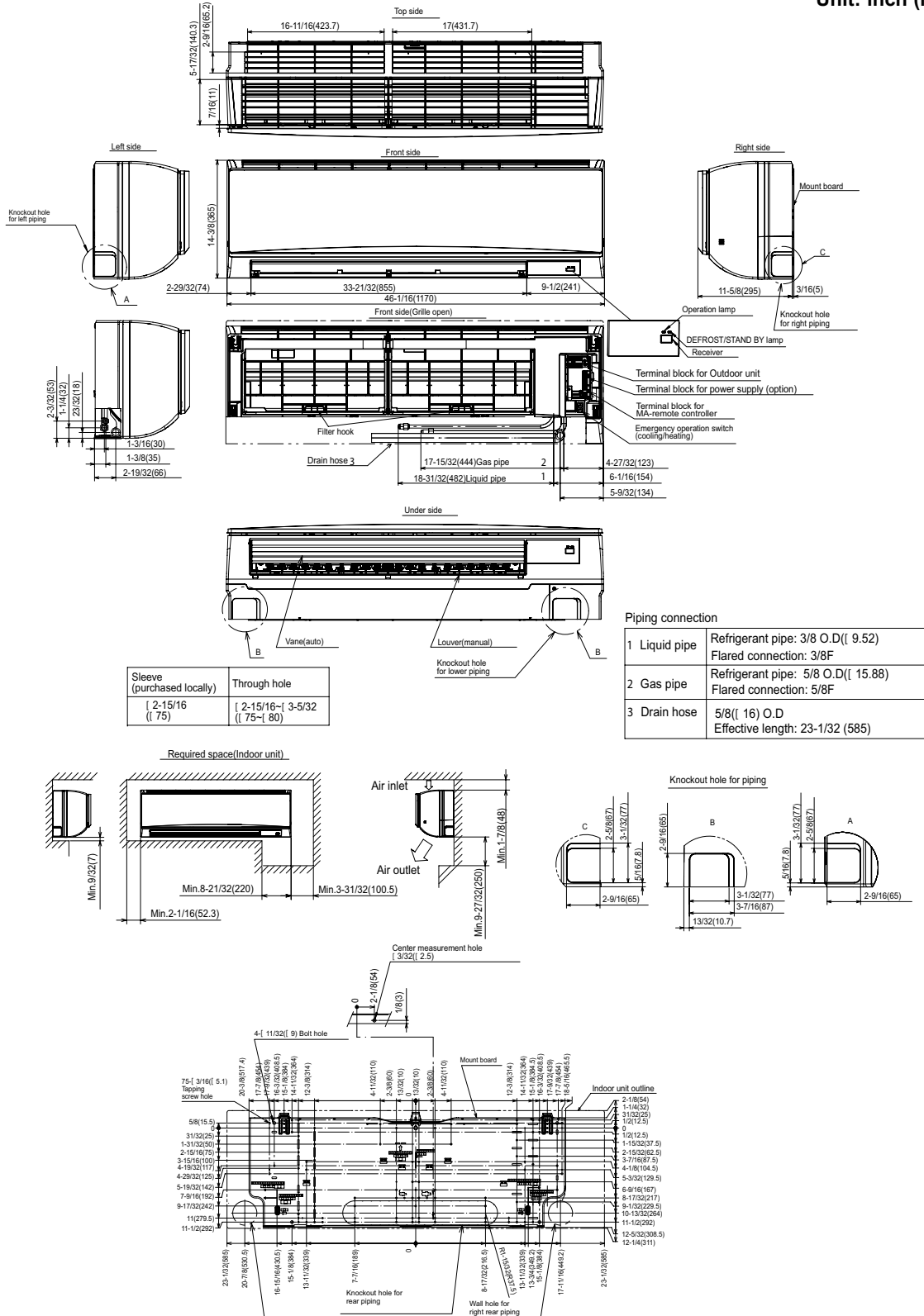
| | | |
|----------------------------|---|-------------------|
| Control Interface | 3-Pin Connector | PAC-715AD |
| | BACnet® and Modbus® Interface | PAC-UKPRC001-CN-1 |
| | IT Extender | PAC-WHS01IE-E |
| | kumo station® for kumo cloud® | PAC-WHS01HC-E |
| | Lockdown bracket for remote controller | RCMKP1CB |
| | Thermostat Interface | PAC-US444CN-1 |
| | Thermostat Interface | PAC-US445CN-1 |
| | USNAP Adapter | PAC-WHS01UP-E |
| | Wireless Interface for kumo cloud® | PAC-USWHS002-WF-2 |
| Remote Sensor | Flush Mount Remote Temperature Sensor | PAC-USSEN002-FM-1 |
| | Flush Mount Temperature Sensor | PAC-USSEN001-FM-1 |
| | Remote Temperature Sensor | PAC-SE41TS-E |
| | Wireless temperature and humidity sensor for kumo cloud® | PAC-USWHS003-TH-1 |
| Wired Remote Controller | Deluxe Wired MA Remote Controller† | PAR-40MAAU |
| | Simple MA Remote Controller† | PAC-YT53CRAU-J |
| | Touch MA Controller† | PAR-CT01MAU-SB |
| Wireless Remote Controller | kumo touch™ RedLINK™ Wireless Controller | MHK2 |
| | Wireless MA Receiver | PAR-FA32MA-W |
| | Wireless MA Remote Controller | PAR-FL32MA-E |
| Condensate | Blue Diamond (Advanced) Mini Condensate Pump w/ Reservoir & Sensor (208/230V) [recommended] | X87-721 |
| | Blue Diamond (MegaBlue Advanced) Condensate Pump w/ Reservoir & Sensor | X87-835 |
| | Blue Diamond Sensor Extension Cable — 15 Ft. | C13-103 |
| | Drain Pan Level Sensor/Control | SS610E |
| | Refco Condensate Pump (100-240 VAC) | GOBI-II |
| | Refco Condensate Pump (100-240 VAC) up to 120,000 BTU/H | COMBI |
| | Sauermann Condensate Pump | SI30-230 |
| Disconnect Switch | (30A/600V/UL) [fits 2" X 4" utility box] - Black | TAZ-MS303 |
| | (30A/600V/UL) [fits 2" X 4" utility box] - White | TAZ-MS303W |
| Drain Hose | Flexible Mini-Split Drain Hose | DRX-16 |
| Lineset | 10' x 3/8" x 10' x 5/8" Lineset (Twin-Tube Insulation)†† | MPLS385812T-10 |
| | 100' x 3/8" x 100' x 5/8" Lineset (Twin-Tube Insulation)†† | MPLS385812T-100 |
| | 15' x 3/8" x 15' x 5/8" Lineset (Twin-Tube Insulation)†† | MPLS385812T-15 |
| | 30' x 3/8" x 30' x 5/8" Lineset (Twin-Tube Insulation)†† | MPLS385812T-30 |
| | 50' x 3/8" x 50' x 5/8" Lineset (Twin-Tube Insulation)†† | MPLS385812T-50 |
| | 65' x 3/8" x 65' x 5/8" Lineset (Twin-Tube Insulation)†† | MPLS385812T-65 |

OUTDOOR UNIT ACCESSORIES: PUZ-A30NHA7-BS

| | | |
|-----------------------|--|--------------|
| Air Outlet Guide | Air Outlet Guide (1 Piece) | PAC-SG59SG-E |
| Centralized Drain Pan | Centralized Drain Pan | PAC-SG63DP-E |
| | Drain Pan | PAC-SG64DP-E |
| Control/Service Tool | Control/Service Tool | PAC-SK52ST |
| | M- & P-Series Maintenance Tool Cable Set | M21EC0397 |
| | USB/UART Conversion Cable (Required for all laptop connection) | M21EC1397 |
| Hail Guards | Hail Guard | HG-A6 |
| M-NET Converter | M-NET Converter | PAC-SJ85MA-E |
| | M-NET Converter | PAC-SJ95MA-E |
| Mounting Pad | Condensing Unit Mounting Pad: 24" x 42" x 3" | ULTRILITE2 |
| Stand | 18" Single Fan Stand | QSMS1801M |
| | 24" Single Fan Stand | QSMS2401M |
| | Condenser Wall Bracket | QSWB2000M-1 |
| | Condenser Wall Bracket - Stainless Steel Finish | QSWBSS |
| | Outdoor Unit Stand — 12" High | QSMS1201M |
| Wind Baffle | Front Wind Baffle | WB-PA5 |
| | Rear Wind Baffle | WB-RE5 |
| | Side Advanced Wind Baffle | WB-SD5 |

INDOOR UNIT DIMENSIONS: PKA-A30KA7

Unit: inch (mm)



OUTDOOR UNIT DIMENSIONS: PUZ-A30NHA7-BS

Unit: mm<in>

1 FREE SPACE (Around the unit)

The diagram below shows a basic example.
Explanation of particular details are given in the installation manuals etc.



2 SERVICE SPACE

Dimensions of space needed for service access are shown in the below diagram.



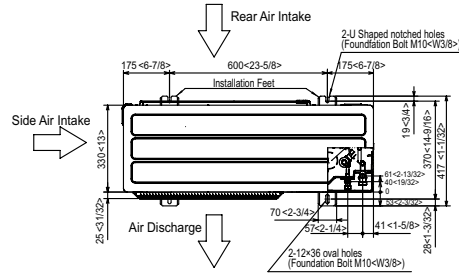
3 FOUNDATION BOLTS

Please secure the unit firmly with 4 foundation (M10<W3/8>) bolts. (Bolts and washers must be purchased locally.)



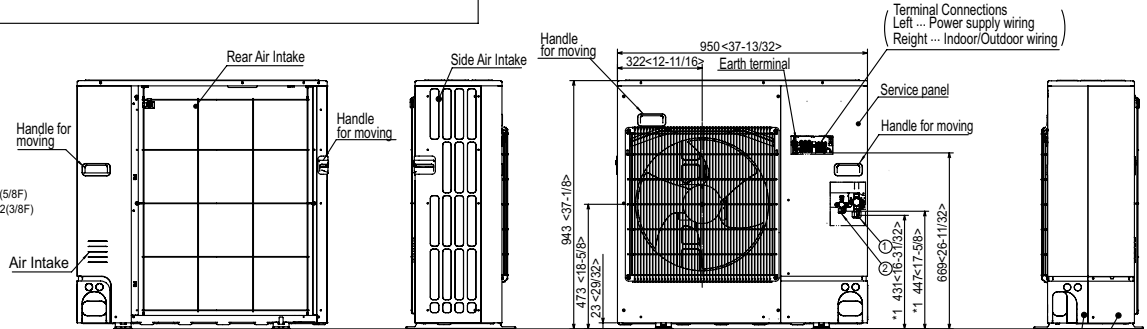
4 PIPING-WIRING DIRECTIONS

Piping and wiring connections can be made from 4 directions: FRONT, Right, Rear and Below.



Example of Notes

- ① --- Refrigerant GAS pipe connection (FLARE) ø15.88(5/8F)
- ② --- Refrigerant LIQUID pipe connection (FLARE) ø9.52(3/8F)
- *1 --- Indication of STOP VALVE connection location.



Piping knockout Hole Details



1340 Satellite Boulevard Suwanee, GA 30024
Toll Free: 800-433-4822 www.mehvac.com

FORM# PKA-A30KA7 & PUZ-A30NHA7-BS - 202211

