




Job Name:

System Reference:

Date:

Indoor Unit: MSY-GL24NA	Outdoor Unit: MUY-GL24NA	Wireless Remote Controller
		

### GENERAL FEATURES

- Slim wall-mounted indoor units provide zone comfort control
- The outdoor unit powers the indoor unit, and should a power outage occur, the system is automatically restarted when power returns
- INVERTER-driven compressor and LEV provide high efficiency and comfort while using only the energy needed to maintain maximum performance
- Multiple fan speed options: Quiet, Low, Medium, High, Super-high, Auto
- Multiple control options available:
  - Hand-held Remote Controller (provided with unit)
  - kumo cloud® smart device app for remote access
  - Third-party interface options
  - Wired or wireless controllers
- Quiet operation
- Smart Set: recalls a preferred preset temperature setting at the touch of a button
- Blue Fin anti-corrosion treatment applied to the outdoor unit heat exchanger for increased coil protection and longer life

# SPECIFICATIONS: MSY-GL24NA & MUY-GL24NA

Cooling <sup>1</sup>	Maximum Capacity	Btu/h	31,400
	Rated Capacity	Btu/h	22,500
	Minimum Capacity	Btu/h	8,200
	Maximum Power Input	W	3,522
	Rated Power Input	W	1,800
	Moisture Removal	Pints/h	5.1
	Sensible Heat Factor		0.75
	Power Factor	%	99 / 99
Efficiency	SEER		20.5
	EER <sup>1</sup>		12.5
	ENERGY STAR® (ENERGY STAR products are third party certified by an EPA-recognized Certification Body.)		YES
Electrical	Voltage, Phase, Frequency		208/230V, 1 phase, 60Hz
	Guaranteed Voltage Range	V AC	187 - 253
	Voltage: Indoor - Outdoor, S1-S2	V AC	208 / 230
	Voltage: Indoor - Outdoor, S2-S3	V DC	24
	Voltage: Indoor - Remote Controller		Wireless Type
	Recommended Fuse/Breaker Size	A	20
	Recommended Wire Size (Indoor - Outdoor)	AWG	14
Indoor Unit	MCA	A	1
	MOCP	A	15
	Blower Motor Full Load Amperage	A	0.76
	Blower Motor Output	W	56
	Airflow Rate at Cooling, Dry	CFM	738-628-544-469-388
	Airflow Rate at Cooling, Wet	CFM	661-562-487-420-347
	Sound Pressure Level (Cooling)	dB(A)	53-49-45-41-34
	Drain Pipe Size	In. (mm)	5/8 (15.88)
	Heat Exchanger Type		Plate fin coil
	External Finish Color		Munsell 1.0Y 9.2/0.2
	Unit Dimensions	W: In. (mm)	43-5/16 (1,100)
		D: In. (mm)	9-3/8 (238)
		H: In. (mm)	12-13/16 (325)
	Package Dimensions	W: In. (mm)	45-1/2 (1,160)
		D: In. (mm)	12-3/4 (320)
		H: In. (mm)	15-1/2 (390)
	Unit Weight	Lbs. (kg)	37 (17)
	Package Weight	Lbs. (kg)	37 (17)
Indoor Unit Operating Temperature Range	Cooling Intake Air Temp (Maximum / Minimum)*	°F	90 DB, 73 WB / 67 DB, 57 WB
Outdoor Unit	MCA	A	17.1
	MOCP	A	20
	Fan Motor Full Load Amperage	A	0.93

# SPECIFICATIONS: MSY-GL24NA & MUY-GL24NA

	Fan Motor Output	W	77
	Airflow Rate	CFM	1,769
	Refrigerant Control		LEV
	Defrost Method		Reverse cycle
	Heat Exchanger Type		Plate fin coil
	Sound Pressure Level, Cooling <sup>1</sup>	dB(A)	55
	Compressor Type		DC INVERTER-driven
	Compressor Model		SNB172FQKMT
	Compressor Rated Load Amps	A	12.9
	Compressor Locked Rotor Amps	A	16.1
	Compressor Oil Type // Charge	oz.	FV50S // 13.5
	External Finish Color		Munsell 3Y 7.8/1/1
	Base Pan Heater		N/A
	Unit Dimensions	W: In. (mm)	33-1/16 (840)
		D: In. (mm)	13 (330)
		H: In. (mm)	34-5/8 (880)
	Package Dimensions	W: In. (mm)	38-9/16 (980)
		D: In. (mm)	16-9/16 (420)
		H: In. (mm)	39 (990)
	Unit Weight	Lbs. (kg)	119 (54)
	Package Weight	Lbs. (kg)	139 (63)
Outdoor Unit Operating Temperature Range	Cooling Air Temp (Maximum / Minimum)*	°F	115 / 14
	Cooling Thermal Lock-out / Re-start Temperatures**	°F	-4 / 0
Refrigerant	Type		R410A
	Charge	Lbs, oz	4, 3
Piping	Gas Pipe Size O.D. (Flared)	In. (mm)	5/8 (15.88)
	Liquid Pipe Size O.D. (Flared)	In. (mm)	3/8 (9.52)
	Maximum Piping Length	Ft. (m)	100 (30)
	Maximum Height Difference	Ft. (m)	50 (15)
	Maximum Number of Bends		10

## Notes

AHRI Rated Conditions (Rated data is determined at a fixed compressor speed)	<sup>1</sup> Cooling (Indoor // Outdoor)	°F	80 DB, 67 WB // 95 DB, 75 WB
<p>*Applications should be restricted to comfort cooling only; equipment cooling applications are not recommended for low ambient temperature conditions.</p> <p>**System cuts out in heating mode to avoid thermistor error and automatically restarts at these temperatures.</p>			

## ACCESSORIES: MSY-GL24NA

Anti-allergy Enzyme Filter	□ MAC-2310FT-E
Backlit, Wall-mounted, Wireless Controller	□ MHK1
Portable Central Controller	□ MCCH1
Wired MA Controller <sup>1</sup>	□ PAR-33MAA
Simple MA Controller <sup>1</sup>	□ PAC-YT53CRAU
Touch MA Controller <sup>1</sup>	□ PAR-CT01MAU-SB
Wireless Temperature and Humidity Sensor	□ PAC-USWHS003-TH-1
Outside Air Sensor for MHK1	□ MOS1
System Control Interface <sup>2</sup>	□ MAC-333IF-E
Wireless Interface	□ PAC-USWHS002-WF-1
Thermostat Interface	□ PAC-US444CN-1
kumo station®	□ PAC-WHS01HC-E
USNAP Interface	□ PAC-WHS01UP-E
IT Extender	□ PAC-WHS01IE-E
BACnet® and MODBUS® Interface	□ PAC-UKPRC001-CN-1
Lockdown Bracket for Hand-held Remote Controllers	□ RCMKP1CB
Blue Diamond Sensor Extension Cable — 15 Ft.	□ C13-103
Blue Diamond Alarm Extension Cable — 6.5 Ft.	□ C13-192
Blue Diamond MultiTank — collection tank for use with multiple pumps	□ C21-014
Blue Diamond Rubber Foot Pads	□ F10-010
Mini Condensate Pump — 230 volt application	□ SI30-230
MegaBlue Advanced Blue Diamond Condensate Pump w/ Reservoir & Sensor	□ X87-835 - 110 to 250V
MaxiBlue Advanced Blue Diamond Mini Condensate Pump w/ Reservoir & Sensor (110V) up to 48,000 Btu/h [recommended]	□ X87-711 - 110V
Advanced Blue Diamond Mini Condensate Pump w/ Reservoir & Sensor (208/230V) [recommended]	□ X87-721 - 208/230V
MicroBlue Blue Diamond Mini Condensate Pump (110/208/230V) up to 18,000 Btu/h	□ X85-003
Fascia Kit for MicroBlue Pump – mounts the MicroBlue and sensor directly beneath the indoor unit	□ T18-016
Drain Pan Level Sensor	□ DPLS2
(30A/600V/UL) [fits 2" X 4" utility box] - Black	□ TAZ-MS303
(30A/600V/UL) [fits 2" X 4" utility box] - White	□ TAZ-MS303W

<sup>1</sup> Requires MAC-333IF-E

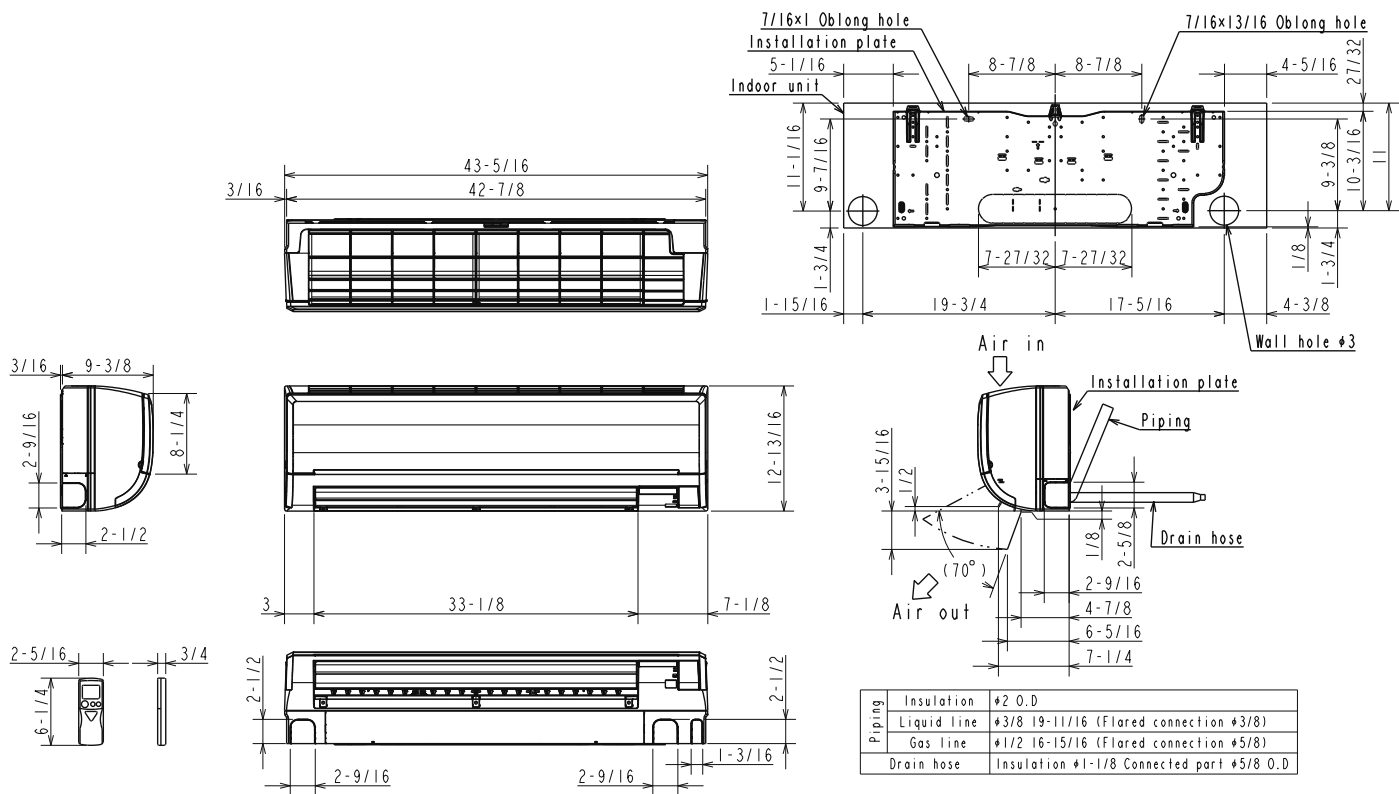
<sup>2</sup> Allows indoor units to connect to an MA Controller

## ACCESSORIES: MUY-GL24NA

Air Outlet Guide	□ MAC-886SG-E
Drain Socket	□ MAC-860DS
Hail Guard	□ HG-A7
Outdoor Unit 3-1/4 inch Mounting Base (Pair) - Plastic	□ DSD-400P
Condensing Unit Mounting Pad 16" x 36" x 3"	□ ULTRILITE1
Outdoor Unit Stand — 12" High	□ QSMS1201M
Outdoor Unit Stand — 18" High	□ QSMS1801M
Outdoor Unit Stand — 24" High	□ QSMS2401M
Heavy Duty Wall Mounting Bracket— Coated Steel	□ QSWB2000M-1
Heavy Duty Wall Mounting Bracket — 316 Series Stainless Steel	□ QSWBSS
10' x 3/8" x 10' x 5/8" Lineset (Twin-Tube Insulation)	□ MPLS385812T-10
15' x 3/8" x 15' x 5/8" Lineset (Twin-Tube Insulation)	□ MPLS385812T-15
30' x 3/8" x 30' x 5/8" Lineset (Twin-Tube Insulation)	□ MPLS385812T-30
50' x 3/8" x 50' x 5/8" Lineset (Twin-Tube Insulation)	□ MPLS385812T-50
65' x 3/8" x 65' x 5/8" Lineset (Twin-Tube Insulation)	□ MPLS385812T-65
100' x 3/8" x 100' x 5/8" Lineset (Twin-Tube Insulation)	□ MPLS385812T-100

# DIMENSIONS: MSY-GL24NA

Unit: inch


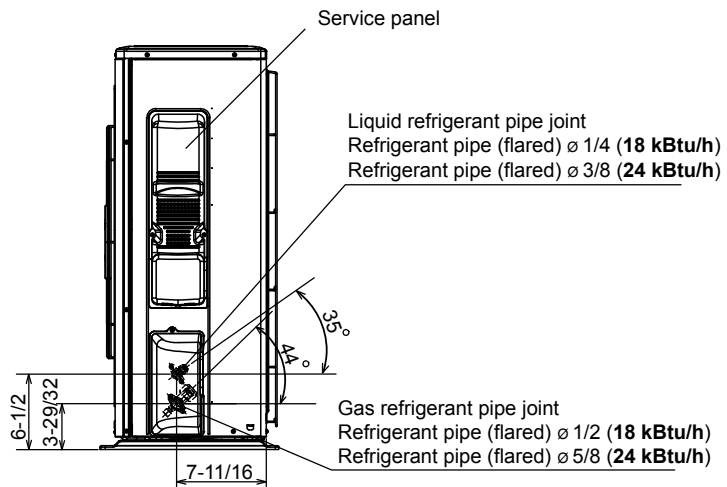
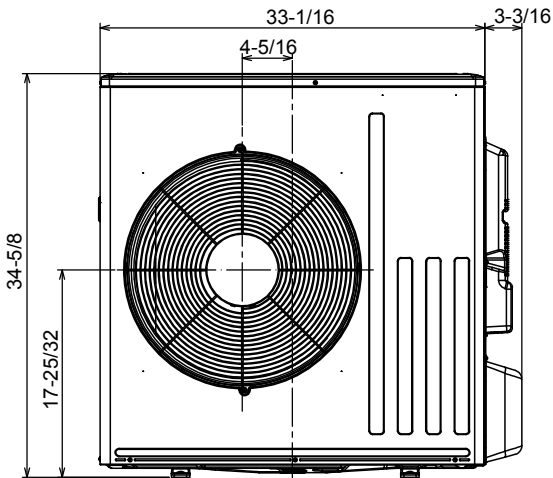
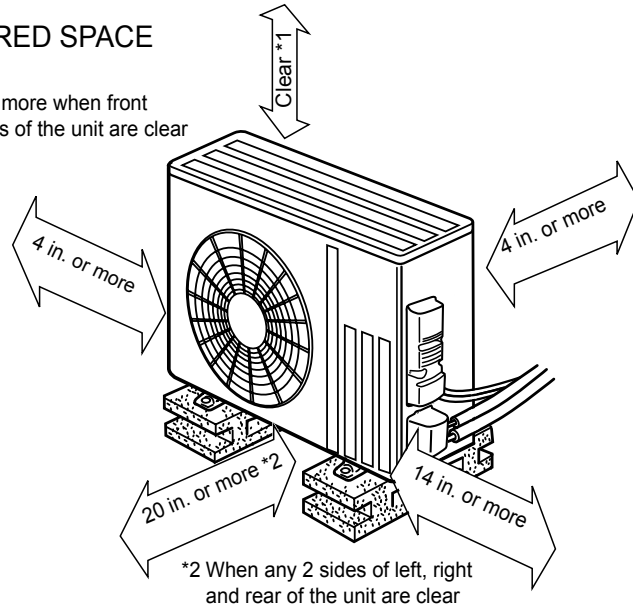
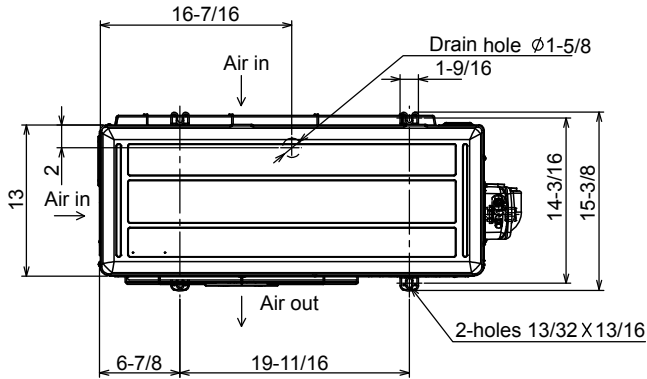


# DIMENSIONS: MUY-GL24NA

Unit: inch

## REQUIRED SPACE

\*1 20 in. or more when front and sides of the unit are clear



1340 Satellite Boulevard, Suwanee, GA 30024  
Toll Free: 800-433-4822 [www.mehvac.com](http://www.mehvac.com)

FORM# MSY-GL24NA / MUY-GL24NA - 201902

Specifications are subject to change without notice.

© 2019 Mitsubishi Electric Trane HVAC US LLC. All rights reserved.

