


# Greensource iSeries HY Model Unitary Air Handler/Fan Coil

Engineering  
Submittal  
Sheet

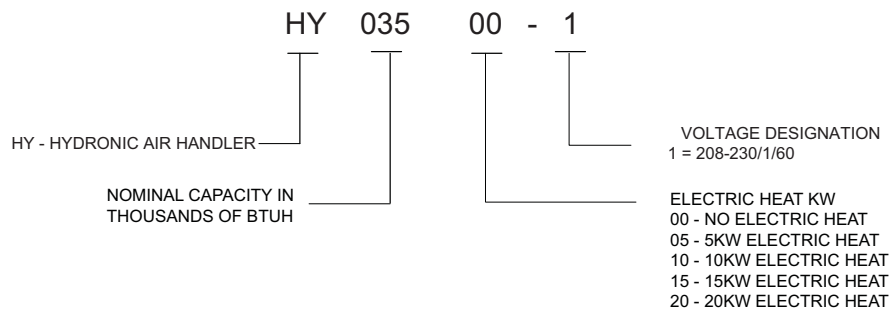


# BOSCH

## Overview



## Model Nomenclature



## Features and Benefits

- ▶ Reduced footprint for additional space savings and for retrofitting existing systems
- ▶ Energy Star tier 3 compliant (when paired with a Bosch Water to Water Geothermal Heat Pump)
- ▶ Variable Speed Constant CFM ECM
- ▶ 4-way multiposition (accessory kit required for downflow applications)
- ▶ 1" cabinet insulation
- ▶ Hydronic connections in the middle
- ▶ Electrical connections on top or sides
- ▶ Plenum collar on supply outlet
- ▶ Model HY can be connected to a Bosch High Efficiency Boiler for added zoning and improved indoor air quality

# GreenSource iSeries HY Model Unitary Air Handler/Fan Coil



# BOSCH

Physical Data						
Description	Unit of Measure	Value				
		HY025	HY035	HY049	HY061	HY071
Nominal Capacity	BTU	24,000	36,000	48,000	60,000	72,000
Max Refrig Working Press.	PSIG	400				
Water In Connection Size	Inch	7/8	7/8	1-1/8	1-1/8	1-1/8
Condensate Connection Size	Inch	3/4	3/4	3/4	3/4	3/4
Slab Size (FH x FL)	Inch	16 x 16	20 x 16	28 x 17.5	28 x 17.5	28 x 17.5
Rows	—	4				
Fins per Inch	—	15				
Standard Filter Size	Inch	16 x 20 x 2	20 x 20 x 2	20 x 24 x 2	20 x 24 x 2	20 x 24 x 2
Blower Size	Inch	9X6	10X7	12X9	12X10	12X10
Blower Motor HP	HP	1/3	1/2	3/4	1	1
Blower Motor Type	—	ECM Style - Constant CFM/Variable Speed				
Available Electrical	v/p/h	208-230 / 1 / 60				
Shipping Weight	lbs	130	145	215	215	218
Installation Weight	lbs	110	132	184	184	184

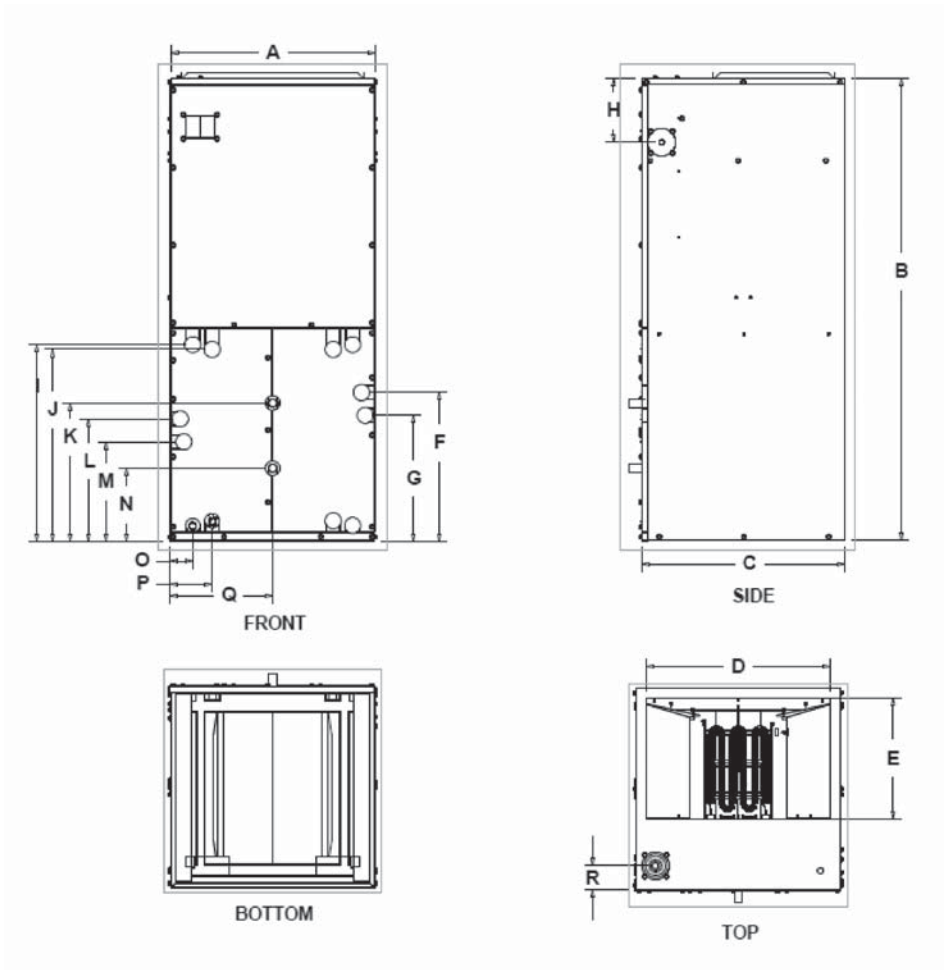
**i** Filter is not included with the unit.  
Filter must be ordered with filter rack as an accessory.

Package Data						
Bosch Part Number	Bosch Model	Height	Width	Depth	Weight	Shipping Weight
7738002716	HY02500-1	43	17.5	21	110	130
7738002717	HY03500-1	48	21	21	132	145
7738002718	HY04900-1	58.75	24.5	21.75	184	212
7738002719	HY06100-1	58.75	24.5	21.75	184	212
7738002720	HY07100-1	58.75	24.5	21.75	184	218
7738002721	HY02505-1	43	17.5	21	114	134
7738002722	HY03505-1	48	21	21	135	149
7738002723	HY03510-1	48	21	21	136	120
7738002724	HY04910-1	58.75	24.5	21.75	188	220
7738002725	HY04912-1	58.75	24.5	21.75	190	221
7738002726	HY06110-1	58.75	24.5	21.75	188	220
7738002727	HY06112-1	58.75	24.5	21.75	190	221
7738002728	HY06120-1	58.75	24.5	21.75	191	224
7738002729	HY07110-1	58.75	24.5	21.75	188	223
7738002730	HY07112-1	58.75	24.5	21.75	190	224
7738002731	HY07120-1	58.75	24.5	21.75	191	227

# Greensource iSeries HY Model Unitary Air Handler/Fan Coil



## Dimensions



## Dimensional Data

Model Number	Dimension (inches)																	
	A	B	C	D	E	F	G	H	I	J	K	L	M	N	O	P	Q	R
HY025	17.50	43.00	21.00	15.50	12.50	13.50	11.00	6.75	16.75	16.25	13.50	10.75	8.25	4.75	2.00	4.00	8.75	2.00
HY035	21.00	48.00	21.00	19.00	12.50	15.50	13.00	6.75	20.25	19.75	14.25	12.75	10.25	7.50	2.25	4.25	10.50	2.50
HY049	24.50	58.75	21.75	19.50	16.25	19.75	17.25	6.75	28.25	27.75	19.75	16.00	13.50	10.25	2.25	4.25	12.50	2.25
HY061	24.50	58.75	21.75	19.50	16.25	19.75	17.25	6.75	28.25	27.75	19.75	16.00	13.50	10.25	2.25	4.25	12.50	2.25
HY071	24.50	58.75	21.75	19.50	16.25	19.75	17.25	6.75	28.25	27.75	19.75	16.00	13.50	10.25	2.25	4.25	12.50	2.25

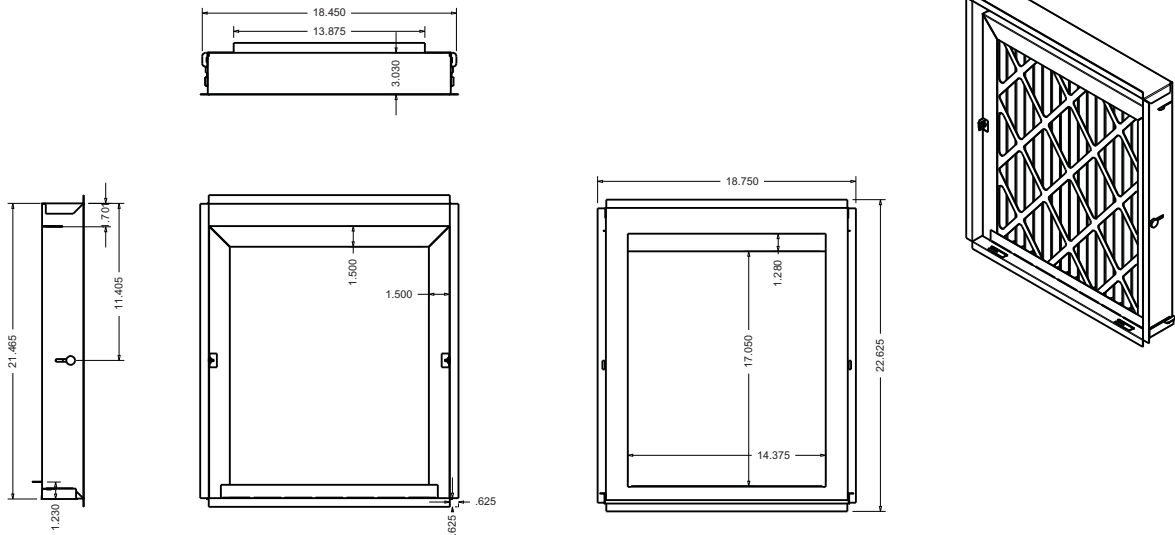


All dimensions are rounded.

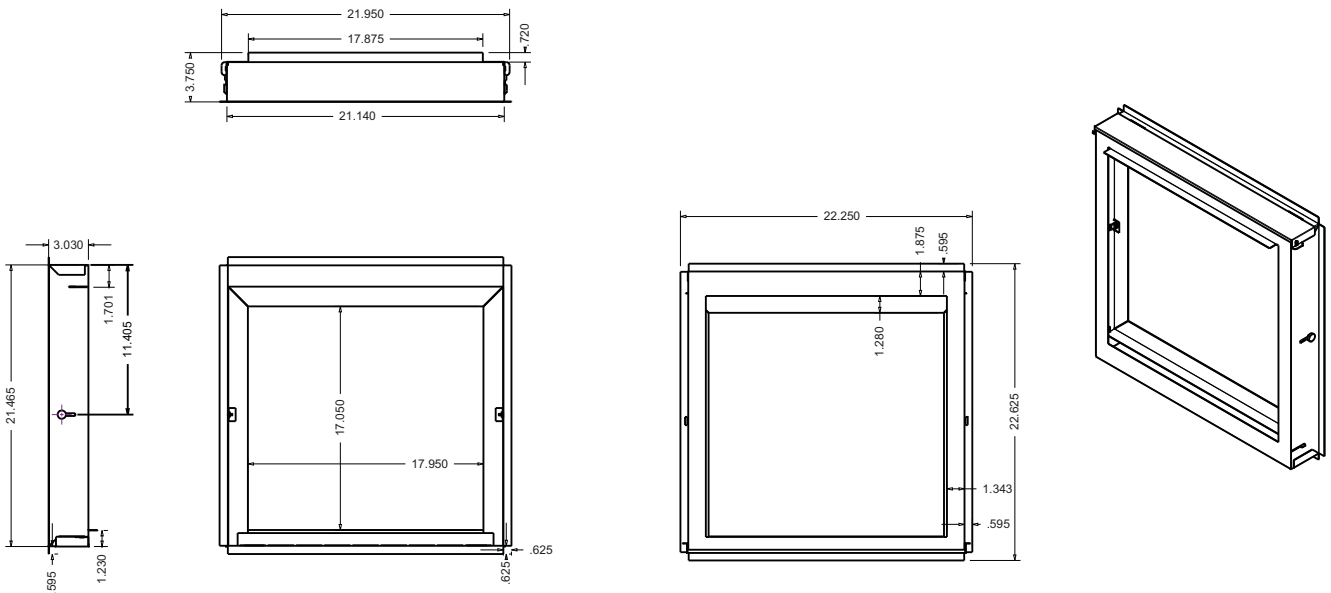
# GreenSource iSeries HY Model Unitary Air Handler/Fan Coil



## Dimensions for 16 X 20 X 2 Filter Base Assembly



## Dimensions for 20 X 20 X 2 Filter Base Assembly

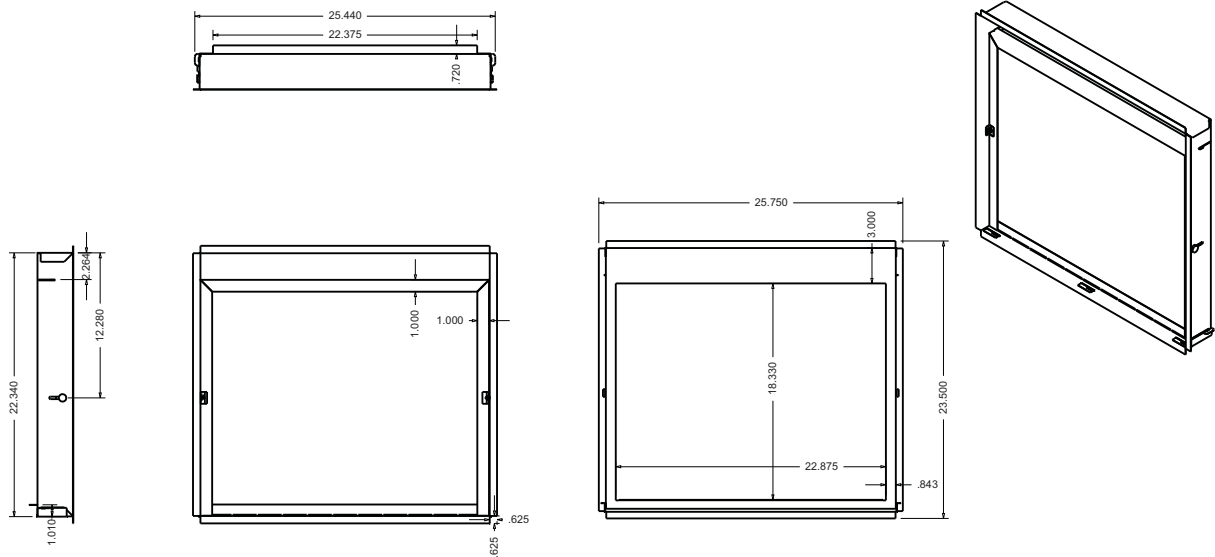


GreenSource iSeries HY Model  
Unitary Air Handler/Fan Coil



**BOSCH**

Dimensions for 20 X 24 X 2 Filter Base



# GreenSource iSeries HY Model Unitary Air Handler/Fan Coil



# BOSCH

## Variable Speed ECM CFM

Model Number	Tap	Adjust	G	Y1+O	Y1+Y2+O	Y1+Y2+W1	EM	Y1 Dehum	Y1+Y2+O+DEHUM
HY025	A	Normal	525	750	950	950	950	638	808
	B	Normal	400	425	725	725	725	361	616
	C*	Normal	450	500	800	800	800	425	680
	D	Normal	550	800	1000	1000	1000	680	850
HY035	A*	Normal	675	1000	1200	1200	1200	850	1020
	B	Normal	600	925	1100	1100	1100	786	935
	C	Normal	550	800	975	975	975	680	829
	D	Normal	725	1075	1300	1300	1300	914	1105
HY049	A	Normal	950	1350	1700	1700	1700	1148	1445
	B*	Normal	900	1270	1600	1600	1600	1080	1360
	C	Normal	800	1150	1450	1450	1450	978	1233
	D	Normal	725	1000	1300	1300	1300	850	1105
HY061	A*	Normal	1125	1500	2000	2000	2000	1275	1700
	B	Normal	1200	1650	2200	2200	2200	1403	1870
	C	Normal	1050	1425	1900	1900	1900	1211	1615
	D	Normal	1275	1725	2300	2300	2300	1466	1955
HY071	A	Normal	1125	1500	2000	2000	2000	1275	1700
	B*	Normal	1200	1650	2200	2200	2200	1403	1870
	C	Normal	1050	1425	1900	1900	1900	1211	1615
	D	Normal	1275	1725	2300	2300	2300	1466	1955



- Constant Airflow on HY025 with static pressures from 0.1-0.8" WC
- Constant Airflow on HY035, 049, 061, 071 with static pressures from 0.1-1.0" WC
- \* Blower default

## Standard Blower Performance

Unit Size	Tap	Adjust	CFM	PD wet	PD dry	Watts dry
024	C	Normal	800	0.19	0.13	180
035	A	Normal	1200	0.26	0.17	244
049	B	Normal	1600	0.21	0.13	306
061	A	Normal	2000	0.30	0.20	491
071	B	Normal	2300	0.38	0.25	680

# GreenSource iSeries HY Model Unitary Air Handler/Fan Coil



# BOSCH

CFM @ Full And Part Load								
Model Number	Full Load - "Y1 + Y2" *				Part Load - "Y1" **			
	Tap	"."	"Norm"	"+"	Tap	"."	"Norm"	"+"
HY025	A	808	950	1093	A	638	750	863
	B	616	725	834	B	361	425	489
	<b>C</b>	680	<b>800</b>	920	<b>C</b>	425	<b>500</b>	575
	D	850	1000	1150	D	680	800	920
HY035	<b>A</b>	1020	<b>1200</b>	1380	<b>A</b>	850	<b>1000</b>	1150
	B	935	1100	1265	B	786	925	1064
	C	829	975	1121	C	680	800	920
	D	1105	1300	1495	D	914	1075	1236
HY049	A	1445	1700	1955	A	1148	1350	1553
	<b>B</b>	1360	<b>1600</b>	1840	<b>B</b>	1080	<b>1270</b>	1461
	C	1233	1450	1668	C	978	1150	1323
	D	1105	1300	1495	D	850	1000	1150
HY061	<b>A</b>	1700	<b>2000</b>	2300	<b>A</b>	1275	<b>1500</b>	1725
	B	1870	2200	2530	B	1403	1650	1898
	C	1615	1900	2185	C	1211	1425	1639
	D	1955	2300	2645	D	1466	1725	1984
HY071	A	1700	2000	2300	A	1275	1500	1725
	<b>B</b>	1870	<b>2200</b>	2530	<b>B</b>	1403	<b>1650</b>	1898
	C	1615	1900	2185	C	1211	1425	1639
	D	1955	2300	2645	D	1466	1725	1984



Based on a wet Coil @ 45°F Evap. / 80°F DB / 67°F WB CFM @ 0.6" WC  
Based on a wet Coil @ 45°F Evap. / 80°F DB / 67°F WB CFM @ 0.4" WC



Constant Airflow on HY025 with static pressures from 0.1-0.8" WC  
Constant Airflow on HY035, 049, 061, 071 with static pressures from 0.1-1.0" WC  
Factory default settings in **bold**

# GreenSource iSeries HY Model Unitary Air Handler/Fan Coil



# BOSCH

## HY025 Hydronic Capacity @ standard airflow

Flow Rate	Airflow	Heating					Cooling							
		EWT	WPD		HC	LAT	EWT	WPD		TC	SC	S/T	LAT	LAT
GPM	CFM	°F	PSI	FT	kBtuh	°F	°F	PSI	FT	kBtuh	kBtuh	Ratio	DB °F	WB °F
3	800	90	0.5	1.2	15,117	86	30*	0.5	1.2	40,156	27,737	0.69	48.9	48.6
4.5	800	90	1.0	2.4	16,288	87	30*	1.0	2.4	47,500	31,471	0.66	44.6	44.6
6	800	90	1.7	4.0	16,845	88	30*	1.7	4.0	51,875	33,605	0.65	42.2	42.2
3	800	100	0.4	0.9	22,081	94	35	0.5	1.2	35,625	25,604	0.72	51.3	50.7
4.5	800	100	0.8	1.8	23,764	96	35	1.0	2.4	42,031	28,804	0.69	47.7	47.7
6	800	100	1.7	4.0	24,599	96	35	1.7	4.0	45,938	30,404	0.66	45.8	45.5
3	800	110	0.4	0.9	29,090	102	40	0.5	1.2	30,938	23,737	0.77	53.5	53.2
4.5	800	110	0.8	1.8	31,275	104	40	1.0	2.4	36,406	26,137	0.72	50.7	50.4
6	800	110	1.7	4.0	32,301	105	40	1.7	4.0	39,844	27,737	0.70	48.9	48.9
3	800	120	0.4	0.9	36,137	96	45	0.5	1.2	26,250	21,870	0.83	55.6	55.3
4.5	800	120	0.8	1.8	38,815	103	45	1.0	2.4	30,547	23,470	0.77	53.8	53.5
6	800	120	1.7	4.0	40,066	107	45	1.7	4.0	33,359	24,804	0.74	52.2	51.9
3	800	130	0.4	0.9	43,217	101	50	0.5	1.2	21,641	20,003	0.92	57.5	57.4
4.5	800	130	0.8	1.8	46,381	109	50	1.0	2.4	24,766	21,070	0.85	56.5	56.2
6	800	130	1.7	4.0	47,851	114	50	1.7	4.0	26,787	21,870	0.82	55.6	55.3
3	800	140	0.4	0.9	50,324	106	55	0.5	1.2	17,238	17,238	1.00	60.7	59.4
4.5	800	140	0.8	1.8	53,968	116	55	1.0	2.4	18,673	18,673	1.00	59.0	58.7
6	800	140	1.7	4.0	55,653	121	55	1.7	4.0	19,376	19,376	1.00	58.2	58.8
3	800	150	0.4	0.9	57,453	111	60	0.5	1.2	13,918	13,918	1.00	64.5	60.8
4.5	800	150	0.8	1.8	61,572	122	60	1.0	2.4	15,063	15,063	1.00	63.2	60.4
6	800	150	1.7	4.0	63,469	128	60	1.7	4.0	15,623	15,623	1.00	62.5	60.0
3	800	160	0.4	0.9	64,602	116	<p>* Extended Range - Anti-freeze required</p> <ul style="list-style-type: none"> <li>AHRI/ISO13256-1 certified performance is rated at entering air conditions of 80.6°F DB and 66.2°F WB in cooling and 68°F DB in heating.</li> <li>Tabulated unit performance does not include fan or pump power corrections required for AHRI/ISO standard performance ratings.</li> <li>Unit performance may be interpolated. Extrapolation is not allowed.</li> <li>For conditions other than rating conditions provided, consult the FHP BST selection software.</li> <li>Ratings below 40°F are with a methanol solution.</li> <li>Due to variations in installation, actual performance may vary from the tabulated data. Performance contained herein are as a result of extensive testing by FHP and are not express warranties between the parties and may be changed at any time.</li> <li>Continuous research and development to improve our products may result in a change to the current design and specifications without notice.</li> </ul>							
4.5	800	160	0.8	1.8	69,192	129								
6	800	160	1.7	4.0	71,297	136								
3	800	170	0.4	0.9	71,766	121								
4.5	800	170	0.8	1.8	76,824	135								
6	800	170	1.7	4.0	79,134	143								
3	800	180	0.4	0.9	78,942	126								
4.5	800	180	0.8	1.8	84,467	142								
6	800	180	1.7	4.0	86,981	150								
3	800	190	0.4	0.9	86,127	131								
4.5	800	190	0.8	1.8	92,118	148								
6	800	190	1.7	4.0	94,834	157								
3	800	200	0.4	0.9	93,320	136								
4.5	800	200	0.8	1.8	99,775	154								
6	800	200	1.7	4.0	102,693	165								



Heating Performance at 68 °F EAT DB and standard CFM  
Cooling Performance at 80.6/66.2 °F EAT DB/WB and standard CFM

# GreenSource iSeries HY Model Unitary Air Handler/Fan Coil



# BOSCH

## HY035 Hydronic Capacity @ standard airflow

Flow Rate	Airflow	Heating					Cooling							
		EWT	WPD		HC	LAT	EWT	WPD		TC	SC	S/T	LAT	LAT
GPM	CFM	°F	PSI	FT	kBtuh	°F	°F	PSI	FT	kBtuh	kBtuh	Ratio	DB °F	WB °F
4.5	1200	90	0.7	1.6	22,102	85	30*	0.7	1.6	58,516	40,859	0.70	49.5	49.1
6.5	1200	90	1.4	3.1	23,722	86	30*	1.4	3.1	68,008	45,223	0.66	46.1	45.8
9	1200	90	2.4	5.6	24,710	87	30*	2.4	5.6	75,469	49,190	0.65	43.1	43.1
4.5	1200	100	0.5	1.2	32,286	93	35	0.7	1.6	51,875	37,686	0.73	51.9	51.3
6.5	1200	100	1.0	2.3	34,617	95	35	1.4	3.1	60,313	41,652	0.69	48.9	48.5
9	1200	100	1.8	4.0	36,031	96	35	2.4	5.6	66,719	44,429	0.67	46.7	46.1
4.5	1200	110	0.5	1.2	42,539	101	40	0.7	1.6	45,156	34,909	0.77	54.0	53.7
6.5	1200	110	1.0	2.3	45,568	103	40	1.4	3.1	52,188	38,082	0.73	51.6	51.3
9	1200	110	1.8	4.0	47,395	105	40	2.4	5.6	57,813	40,462	0.70	49.8	49.5
4.5	1200	120	0.5	1.2	52,849	109	45	0.7	1.6	38,281	32,132	0.84	56.1	55.8
6.5	1200	120	1.0	2.3	56,565	112	45	1.4	3.1	43,750	34,115	0.78	54.6	54.0
9	1200	120	1.8	4.0	58,796	113	45	2.4	5.6	48,359	36,099	0.75	53.1	52.5
4.5	1200	130	0.5	1.2	63,208	117	50	0.7	1.6	31,563	29,355	0.93	58.2	57.6
6.5	1200	130	1.0	2.3	67,602	120	50	1.4	3.1	35,547	30,942	0.87	57.0	56.7
9	1200	130	1.8	4.0	70,227	122	50	2.4	5.6	38,906	32,529	0.84	55.8	55.5
4.5	1200	140	0.5	1.2	73,608	125	55	0.7	1.6	25,189	25,189	1.00	61.2	59.6
6.5	1200	140	1.0	2.3	78,673	129	55	1.4	3.1	27,163	27,163	1.00	59.7	59.0
9	1200	140	1.8	4.0	81,685	131	55	2.4	5.6	28,404	28,404	1.00	58.7	58.7
4.5	1200	150	0.5	1.2	84,043	133	60	0.7	1.6	20,339	20,339	1.00	64.9	60.9
6.5	1200	150	1.0	2.3	89,771	137	60	1.4	3.1	21,916	21,916	1.00	63.7	60.6
9	1200	150	1.8	4.0	93,165	140	60	2.4	5.6	22,904	22,904	1.00	62.9	60.1
4.5	1200	160	0.5	1.2	94,506	141	<p>* Extended Range - Anti-freeze required</p> <ul style="list-style-type: none"> <li>AHRI/ISO13256-1 certified performance is rated at entering air conditions of 80.6°F DB and 66.2°F WB in cooling and 68°F DB in heating.</li> <li>Tabulated unit performance does not include fan or pump power corrections required for AHRI/ISO standard performance ratings.</li> <li>Unit performance may be interpolated. Extrapolation is not allowed.</li> <li>For conditions other than rating conditions provided, consult the FHP BST selection software.</li> <li>Ratings below 40°F are with a methanol solution.</li> <li>Due to variations in installation, actual performance may vary from the tabulated data. Performance contained herein are as a result of extensive testing by FHP and are not express warranties between the parties and may be changed at any time.</li> <li>Continuous research and development to improve our products may result in a change to the current design and specifications without notice.</li> </ul>							
6.5	1200	160	1.0	2.3	100,894	146								
9	1200	160	1.8	4.0	104,665	149								
4.5	1200	170	0.5	1.2	104,992	149								
6.5	1200	170	1.0	2.3	112,036	154								
9	1200	170	1.8	4.0	116,179	158								
4.5	1200	180	0.5	1.2	115,496	157								
6.5	1200	180	1.0	2.3	123,194	163								
9	1200	180	1.8	4.0	127,706	166								
4.5	1200	190	0.5	1.2	126,015	165								
6.5	1200	190	1.0	2.3	134,366	172								
9	1200	190	1.8	4.0	139,245	175								
4.5	1200	200	0.5	1.2	136,545	173								
6.5	1200	200	1.0	2.3	145,548	180								
9	1200	200	1.8	4.0	150,793	184								



Heating Performance at 68 °F EAT DB and standard CFM  
Cooling Performance at 80.6/66.2 °F EAT DB/WB and standard CFM

# GreenSource iSeries HY Model Unitary Air Handler/Fan Coil



# BOSCH

## HY049 Hydronic Capacity @ standard airflow

Flow Rate	Airflow	Heating					Cooling							
		EWT	WPD		HC	LAT	EWT	WPD		TC	SC	S/T	LAT	LAT
GPM	CFM	°F	PSI	FT	kBtuh	°F	°F	PSI	FT	kBtuh	kBtuh	Ratio	DB °F	WB °F
6	1600	90	0.7	1.6	30,255	86	30*	0.7	1.6	80,781	55,903	0.69	48.6	48.3
9	1600	90	1.4	3.2	32,547	87	30*	1.4	3.2	95,313	62,825	0.66	44.7	44.4
12	1600	90	2.3	5.4	33,634	87	30*	2.3	5.4	103,906	67,084	0.65	42.3	41.9
6	1600	100	0.5	1.1	44,179	94	35	0.7	1.6	71,563	51,644	0.72	51.1	50.8
9	1600	100	1.0	2.4	47,435	95	35	1.4	3.2	84,375	57,504	0.68	47.7	47.4
12	1600	100	1.7	3.9	49,030	96	35	2.3	5.4	92,188	61,227	0.66	45.6	45.3
6	1600	110	0.5	1.1	58,188	102	40	0.7	1.6	62,274	47,385	0.76	53.5	53.2
9	1600	110	1.0	2.4	62,469	104	40	1.4	3.2	72,891	52,176	0.72	50.8	50.5
12	1600	110	1.7	3.9	64,477	105	40	2.3	5.4	79,844	55,371	0.69	49.0	48.6
6	1600	120	0.5	1.1	72,269	110	45	0.7	1.6	52,891	43,658	0.83	55.6	55.3
9	1600	120	1.0	2.4	77,517	113	45	1.4	3.2	61,328	47,385	0.77	53.5	53.2
12	1600	120	1.7	3.9	79,968	114	45	2.3	5.4	66,875	49,514	0.74	52.3	52.0
6	1600	130	0.5	1.1	86,409	118	50	0.7	1.6	43,594	39,931	0.92	57.8	57.5
9	1600	130	1.0	2.4	92,613	122	50	1.4	3.2	49,590	42,593	0.86	56.3	55.9
12	1600	130	1.7	3.9	95,496	123	50	2.3	5.4	53,594	43,658	0.81	55.6	55.0
6	1600	140	0.5	1.1	100,599	126	55	0.7	1.6	34,543	34,543	1.00	60.6	59.4
9	1600	140	1.0	2.4	107,749	130	55	1.4	3.2	37,346	37,346	1.00	59.0	58.7
12	1600	140	1.7	3.9	111,054	132	55	2.3	5.4	38,715	38,715	1.00	58.2	58.5
6	1600	150	0.5	1.1	114,830	134	60	0.7	1.6	27,833	27,833	1.00	64.5	60.7
9	1600	150	1.0	2.4	122,916	139	60	1.4	3.2	30,121	30,121	1.00	63.2	60.4
12	1600	150	1.7	3.9	126,640	141	60	2.3	5.4	31,212	31,212	1.00	62.6	60.1
6	1600	160	0.5	1.1	129,098	143	<p>* Extended Range - Anti-freeze required</p> <ul style="list-style-type: none"> <li>AHRI/ISO13256-1 certified performance is rated at entering air conditions of 80.6°F DB and 66.2°F WB in cooling and 68°F DB in heating.</li> <li>Tabulated unit performance does not include fan or pump power corrections required for AHRI/ISO standard performance ratings.</li> <li>Unit performance may be interpolated. Extrapolation is not allowed.</li> <li>For conditions other than rating conditions provided, consult the FHP BST selection software.</li> <li>Ratings below 40°F are with a methanol solution.</li> <li>Due to variations in installation, actual performance may vary from the tabulated data. Performance contained herein are as a result of extensive testing by FHP and are not express warranties between the parties and may be changed at any time.</li> <li>Continuous research and development to improve our products may result in a change to the current design and specifications without notice.</li> </ul>							
9	1600	160	1.0	2.4	138,113	148								
12	1600	160	1.7	3.9	142,247	150								
6	1600	170	0.5	1.1	143,390	151								
9	1600	170	1.0	2.4	153,331	157								
12	1600	170	1.7	3.9	157,873	159								
6	1600	180	0.5	1.1	157,706	159								
9	1600	180	1.0	2.4	168,568	166								
12	1600	180	1.7	3.9	173,514	168								
6	1600	190	0.5	1.1	172,037	168								
9	1600	190	1.0	2.4	183,819	174								
12	1600	190	1.7	3.9	189,167	177								
6	1600	200	0.5	1.1	186,380	176								
9	1600	200	1.0	2.4	199,082	183								
12	1600	200	1.7	3.9	204,830	186								



Heating Performance at 68 °F EAT DB and standard CFM  
Cooling Performance at 80.6/66.2 °F EAT DB/WB and standard CFM

# GreenSource iSeries HY Model Unitary Air Handler/Fan Coil



# BOSCH

## HY061 Hydronic Capacity @ standard airflow

Flow Rate	Airflow	Heating					Cooling							
		EWT	WPD		HC	LAT	EWT	WPD		TC	SC	S/T	LAT	LAT
GPM	CFM	°F	PSI	FT	kBtuh	°F	°F	PSI	FT	kBtuh	kBtuh	Ratio	DB °F	WB °F
8	2000	90	1.1	2.6	37,158	85	30*	1.1	2.6	100,313	69,104	0.69	49.0	48.7
11.5	2000	90	2.2	5.0	39,599	86	30*	2.2	5.0	115,332	76,344	0.66	45.7	45.4
15	2000	90	3.5	8.0	40,871	87	30*	3.5	8.0	125,000	81,609	0.65	43.3	43.3
8	2000	100	0.8	1.9	54,257	93	35	1.1	2.6	88,750	63,839	0.72	51.4	50.8
11.5	2000	100	1.6	3.6	57,768	95	35	2.2	5.0	102,031	69,762	0.68	48.7	48.1
15	2000	100	2.5	5.8	59,591	96	35	3.5	8.0	110,625	73,711	0.67	46.9	46.3
8	2000	110	0.8	1.9	71,458	101	40	1.1	2.6	77,031	58,574	0.76	53.8	53.2
11.5	2000	110	1.6	3.6	76,019	103	40	2.2	5.0	88,281	63,839	0.72	51.4	51.1
15	2000	110	2.5	5.8	78,376	104	40	3.5	8.0	95,820	67,130	0.70	49.9	49.6
8	2000	120	0.8	1.9	88,747	109	45	1.1	2.6	65,231	53,967	0.83	55.9	55.6
11.5	2000	120	1.6	3.6	94,340	112	45	2.2	5.0	74,219	57,916	0.78	54.1	53.8
15	2000	120	2.5	5.8	97,218	113	45	3.5	8.0	80,156	59,890	0.75	53.2	52.6
8	2000	130	0.8	1.9	106,109	117	50	1.1	2.6	53,594	49,360	0.92	58.0	57.7
11.5	2000	130	1.6	3.6	112,719	120	50	2.2	5.0	60,000	51,993	0.87	56.8	56.5
15	2000	130	2.5	5.8	116,109	122	50	3.5	8.0	64,319	53,309	0.83	56.2	55.6
8	2000	140	0.8	1.9	123,533	125	55	1.1	2.6	42,433	42,433	1.00	61.0	59.4
11.5	2000	140	1.6	3.6	131,150	129	55	2.2	5.0	45,416	45,416	1.00	59.6	59.0
15	2000	140	2.5	5.8	135,041	131	55	3.5	8.0	47,010	47,010	1.00	58.9	58.9
8	2000	150	0.8	1.9	141,007	133	60	1.1	2.6	34,250	34,250	1.00	64.8	61.0
11.5	2000	150	1.6	3.6	149,621	137	60	2.2	5.0	36,632	36,632	1.00	63.7	60.5
15	2000	150	2.5	5.8	154,007	139	60	3.5	8.0	37,905	37,905	1.00	63.1	60.3
8	2000	160	0.8	1.9	158,524	141	<p>* Extended Range - Anti-freeze required</p> <ul style="list-style-type: none"> <li>AHRI/ISO13256-1 certified performance is rated at entering air conditions of 80.6°F DB and 66.2°F WB in cooling and 68°F DB in heating.</li> <li>Tabulated unit performance does not include fan or pump power corrections required for AHRI/ISO standard performance ratings.</li> <li>Unit performance may be interpolated. Extrapolation is not allowed.</li> <li>For conditions other than rating conditions provided, consult the FHP BST selection software.</li> <li>Ratings below 40°F are with a methanol solution.</li> <li>Due to variations in installation, actual performance may vary from the tabulated data. Performance contained herein are as a result of extensive testing by FHP and are not express warranties between the parties and may be changed at any time.</li> <li>Continuous research and development to improve our products may result in a change to the current design and specifications without notice.</li> </ul>							
11.5	2000	160	1.6	3.6	168,128	146								
15	2000	160	2.5	5.8	173,003	148								
8	2000	170	0.8	1.9	176,075	149								
11.5	2000	170	1.6	3.6	186,663	154								
15	2000	170	2.5	5.8	192,022	157								
8	2000	180	0.8	1.9	193,651	158								
11.5	2000	180	1.6	3.6	205,233	163								
15	2000	180	2.5	5.8	211,062	166								
8	2000	190	0.8	1.9	211,252	166								
11.5	2000	190	1.6	3.6	223,800	172								
15	2000	190	2.5	5.8	230,118	174								
8	2000	200	0.8	1.9	228,866	174								
11.5	2000	200	1.6	3.6	242,395	180								
15	2000	200	2.5	5.8	249,186	183								



Heating Performance at 68 °F EAT DB and standard CFM  
Cooling Performance at 80.6/66.2 °F EAT DB/WB and standard CFM

# GreenSource iSeries HY Model Unitary Air Handler/Fan Coil



# BOSCH

## HY071 Hydronic Capacity @ standard airflow

Flow Rate	Airflow	Heating					Cooling							
		EWT	WPD		HC	LAT	EWT	WPD		TC	SC	S/T	LAT	LAT
GPM	CFM	°F	PSI	FT	kBtuh	°F	°F	PSI	FT	kBtuh	kBtuh	Ratio	DB °F	WB °F
9	2300	90	1.4	3.2	41,610	85	30*	1.4	3.2	111,426	77,295	0.69	49.9	49.2
13.5	2300	90	2.9	6.6	44,731	86	30*	2.9	6.6	130,000	86,301	0.66	46.3	45.7
18	2300	90	4.8	11.0	46,277	87	30*	4.8	11.0	141,563	92,304	0.65	43.9	43.6
9	2300	100	1.0	2.4	60,766	92	35	1.4	3.2	98,750	72,042	0.73	52.0	51.6
13.5	2300	100	2.1	4.8	65,257	94	35	2.9	6.6	115,156	79,547	0.69	49.0	48.7
18	2300	100	3.5	8.0	67,474	95	35	4.8	11.0	125,313	84,049	0.67	47.2	46.6
9	2300	110	1.0	2.4	80,041	100	40	1.4	3.2	85,625	66,039	0.77	54.3	53.7
13.5	2300	110	2.1	4.8	85,877	103	40	2.9	6.6	99,453	72,042	0.72	52.0	51.3
18	2300	110	3.5	8.0	88,745	104	40	4.8	11.0	108,411	76,545	0.71	50.2	49.9
9	2300	120	1.0	2.4	99,416	108	45	1.4	3.2	72,539	60,786	0.84	56.4	55.8
13.5	2300	120	2.1	4.8	106,578	111	45	2.9	6.6	83,594	65,288	0.78	54.6	54.0
18	2300	120	3.5	8.0	110,080	112	45	4.8	11.0	90,781	68,290	0.75	53.4	52.8
9	2300	130	1.0	2.4	118,876	116	50	1.4	3.2	59,688	55,533	0.93	58.5	57.9
13.5	2300	130	2.1	4.8	127,345	119	50	2.9	6.6	67,500	58,534	0.87	57.3	56.7
18	2300	130	3.5	8.0	131,470	121	50	4.8	11.0	72,734	60,786	0.84	56.4	55.8
9	2300	140	1.0	2.4	138,406	124	55	1.4	3.2	47,487	47,487	1.00	61.5	59.6
13.5	2300	140	2.1	4.8	148,170	128	55	2.9	6.6	51,292	51,292	1.00	60.0	59.0
18	2300	140	3.5	8.0	152,908	130	55	4.8	11.0	53,229	53,229	1.00	59.2	58.9
9	2300	150	1.0	2.4	157,798	132	60	1.4	3.2	38,334	38,334	1.00	65.2	61.1
13.5	2300	150	2.1	4.8	169,043	136	60	2.9	6.6	41,374	41,374	1.00	64.0	60.5
18	2300	150	3.5	8.0	174,385	138	60	4.8	11.0	42,920	42,920	1.00	63.3	60.2
9	2300	160	1.0	2.4	177,637	139	<p>* Extended Range - Anti-freeze required</p> <ul style="list-style-type: none"> <li>AHRI/ISO13256-1 certified performance is rated at entering air conditions of 80.6°F DB and 66.2°F WB in cooling and 68°F DB in heating.</li> <li>Tabulated unit performance does not include fan or pump power corrections required for AHRI/ISO standard performance ratings.</li> <li>Unit performance may be interpolated. Extrapolation is not allowed.</li> <li>For conditions other than rating conditions provided, consult the FHP BST selection software.</li> <li>Ratings below 40°F are with a methanol solution.</li> <li>Due to variations in installation, actual performance may vary from the tabulated data. Performance contained herein are as a result of extensive testing by FHP and are not express warranties between the parties and may be changed at any time.</li> <li>Continuous research and development to improve our products may result in a change to the current design and specifications without notice.</li> </ul>							
13.5	2300	160	2.1	4.8	189,957	144								
18	2300	160	3.5	8.0	195,894	147								
9	2300	170	1.0	2.4	197,316	147								
13.5	2300	170	2.1	4.8	210,902	153								
18	2300	170	3.5	8.0	217,432	156								
9	2300	180	1.0	2.4	217,025	155								
13.5	2300	180	2.1	4.8	231,877	161								
18	2300	180	3.5	8.0	238,992	164								
9	2300	190	1.0	2.4	236,762	163								
13.5	2300	190	2.1	4.8	252,873	170								
18	2300	190	3.5	8.0	260,571	173								
9	2300	200	1.0	2.4	256,514	171								
13.5	2300	200	2.1	4.8	273,886	178								
18	2300	200	3.5	8.0	282,165	182								



Heating Performance at 68 °F EAT DB and standard CFM  
Cooling Performance at 80.6/66.2 °F EAT DB/WB and standard CFM

# GreenSource iSeries HY Model Unitary Air Handler/Fan Coil



**BOSCH**

Hydronic Coil Water Pressure Drop			
Model Number	Flow	WPD	
	GPM	PSI	FT
HY025	3.0	0.51	1.18
	4.5	1.05	2.42
	6.0	1.74	4.02
HY035	4.5	0.71	1.63
	6.5	1.35	3.12
	9.0	2.41	5.56
HY049	6.0	0.68	1.57
	9.0	1.40	3.23
	12.0	2.33	5.38
HY061	8.0	1.14	2.62
	11.5	2.16	4.99
	15.0	3.46	7.99
HY071	9.0	1.40	3.23
	13.5	2.87	6.63
	18.0	4.78	11.03



WPD based on pure water at 40 deg F

# GreenSource iSeries HY Model Unitary Air Handler/Fan Coil



# BOSCH

## Electric Heater Data with Variable Speed Constant CFM ECM

Model	Motor HP	Volts 1 Ph	Motor Amps (1)	No Circuits	Kw (2)	Amps 208V	Amps 208V	Amps 240V	Amps 240V	MCA 208V	MCA 208V	MCA 240V	MCA 240V	MOCP 208V (3,4)	MOCP 208V (3,4)	MOCP 240V (3,4)	MOCP 240V (3,4)
						Cr 1	Cr 2	Cr 1	Cr 2	Cr 1	Cr 2	Cr 1	Cr 2	Cr 1	Cr 2	Cr 1	Cr 2
HY02500-1	0.33	208/240	0.78	0	0	-	-	-	-	1.0	-	1.0	-	10	-	10	-
				1	5	18.0	-	20.8	-	23.3	-	26.8	-	30	-	30	-
				1	10	36.1	-	41.7	-	45.9	-	52.9	-	50	-	60	-
HY03500-1	0.50	208/240	2.03	0	0	-	-	-	-	2.5	-	2.5	-	10	-	10	-
				1	5	18.0	-	20.8	-	24.6	-	28.1	-	30	-	30	-
				1	10	36.1	-	41.7	-	47.1	-	54.1	-	50	-	60	-
				1	15	18.0	36.1	20.8	41.7	24.6	47.2	28.1	54.1	30	50	30	60
HY04900-1	0.75	208/240	2.50	0	0	-	-	-	-	3.1	-	3.1	-	15	-	15	-
				1	5	18.0	-	20.8	-	25.0	-	28.5	-	30	-	30	-
				1	10	36.1	-	41.7	-	47.6	-	54.6	-	50	-	60	-
				2	15	18.0	36.1	20.8	41.7	25.0	47.6	28.5	54.6	30	50	30	60
				2	20	36.1	36.1	41.7	41.7	47.6	47.6	54.6	54.6	50	50	60	60
HY06100-1 HY07100-1	1.00	208/240	3.75	0	0	-	-	-	-	4.7	-	4.7	-	15	-	15	-
				1	5	18.0	-	20.8	-	26.3	-	29.8	-	30	-	30	-
				1	10	36.1	-	41.7	-	48.8	-	55.8	-	50	-	60	-
				2	15	18.0	36.1	20.8	41.7	26.3	48.9	29.8	55.9	30	50	30	60
				2	20	36.1	36.1	41.7	41.7	48.9	48.9	55.9	55.9	50	50	60	60

(1) Rated Motor Amps (at DOE External Static Rating Point)

(2) Nominal Kw At 240V (Derate 25% For 208V)

(3) Fuse or HACR Breaker

(4) Maximum Overcurrent Device, Overcurrent Protection Installed On Breaker Models Are Sized Per MCA

# GreenSource iSeries HY Model Unitary Air Handler/Fan Coil



Accessories		
Bosch Part Number	Description	Notes
7738002777	DOWNFLOW KIT 2 TON DX	
7738002778	DOWNFLOW KIT 3 TON DX	
7738002779	DOWNFLOW KIT 4 TON DX	
7738002780	DOWNFLOW KIT 5 TON DX	
7738002781	DOWNFLOW KIT 6 TON DX	
7738002782	DOWNFLOW KIT 2 TON HY	
7738002787	1"FILTER BASE KIT 2 TON	16 x 20 Filter, Small Cabinet
7738002788	1"FILTER BASE KIT 3 TON	20 x 20 Filter, Medium Cabinet
7738002789	1"FILTER BASE KIT 4,5,6 TON	20 x 24 Filter, Large Cabinet
7738002787	16 x 20 Filter base, 1" or 2"	Fits HY025
7738002788	20 x 20 Filter base, 1" or 2"	Fits HY035
7738002789	20 x 24 Filter base, 1" or 2"	Fits HY049,61,71
7738002790	ELECTRIC HEAT 5KW 2 TON	
7738002791	ELECTRIC HEAT 5KW 3 TON	
7738002792	ELECTRIC HEAT 10KW 3 TON	
7738002793	ELECTRIC HEAT 10KW 4 TON	
7738002794	ELECTRIC HEAT 15KW 4 TON	
7738002795	ELECTRIC HEAT 10KW 5 TON	
7738002796	ELECTRIC HEAT 15KW 5 TON	
7738002797	ELECTRIC HEAT 20KW 5 TON	
7738002798	ELECTRIC HEAT 10KW 6 TON	
7738002799	ELECTRIC HEAT 15KW 6 TON	
7738002800	ELECTRIC HEAT 20KW 6 TON	

Product Application and installation consideration:

Drain pan information:

A-Coil Pan

Drain Pan – Recognized (QMFZ2) plastic rated 94-5V, material is Nylon 6/6 with 15% glass filled, will withstand 400 degrees F without any distortion in molded profile. Drain pans are designed to withstand normal exposure levels of UVC produced by common HVAC add-on products (120,000 micro-watts per sq/cm) with no structure degradation for the lifetime of the product. Slight discoloration of material is permitted.