



A CSW Industrials Company

PRODUCT DATA SHEET

OUTSET™ SEAL
Adjustable Lineset Outlet

Description

Outset Seal is the adjustable HVAC wall sealer that seals penetrations for both unitary and mini-split systems. It resists mold growth, deters rodents and insects and is UV resistant. Outset Seal can be used for both new and existing applications. It is easy to install with its unique hinge style closure.

Most HVAC piping wall penetrations are difficult to properly seal during installation. Outset Seal seals HVAC ducts and outlets, preventing potential air leakage and harmful contaminants. This HVAC leak seal is an attractive, simple and quick solution to ensure that the HVAC piping has no leaks for moisture, air leakage or rodent intrusion.



Parts List:

- 1. Left panel, wall gasket with flexible sleeve
- 2. Right panel, wall gasket
- 3. 4 x Hex head, anti-corrosion, self-tapping screw, with pre-mounted washer
- 4. 3 x Anti-corrosion, self-tapping screw
- 5. 3 x Zip ties

Applications

Adjustable wall seal for central and mini-split systems. Used for both new and existing installations.

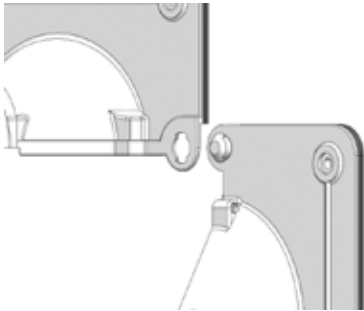
Features

- Blocks air leakage, moisture and rodent intrusion
- Suitable for new installation or retrofit projects
- Simple and quick to install with hinge style closure
- High quality, UV and weather resistant
- Innovative flexible sleeve design reduces piping vibration & noise

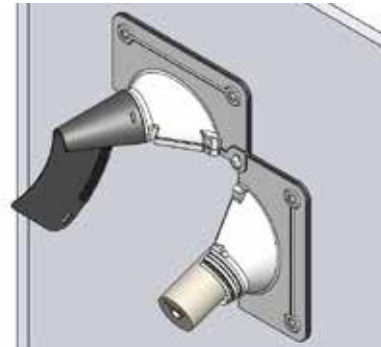
Packaging

Code	Description	Qty. per Case	Lbs. per Case	Cubic Ft per Case
84006	Adjustable lineset outlet	4	12	1.08

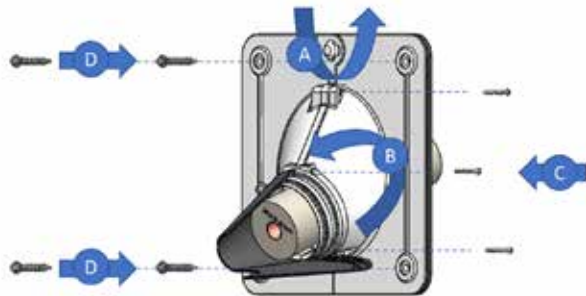
Installation



1. Assemble the left and right panel together.



2. Place the assembled outlet seal around the refrigerant lineset bundle.



3. Close the left and right panel, as shown in **A**

4. Wrap the flexible sleeve around the lineset bundle and lock it in place, as shown in **B**

5. Install the 3x screws to bond the left and right panels, as shown in **C**

6. Install the 4x screws to fix the panels to the wall, as shown in **D**



7. Use the zip ties to tie the flexible sleeve around the lineset bundle, as shown in **E**

8. Caulk the back of the outlet seal, as shown in **F**

Limited Warranty



For more information on our product limited warranty, visit RectorSeal.com

Manufactured by

RectorSeal, LLC

2601 Spenwick Drive • Houston, TX 77055, USA • 800-231-3345 • Fax 800-441-0051 • rectorseal.com

3255 Wyandotte St. East, Windsor, ON N8Y 1E9, Canada 519-966-4901

A CSW Industrials Company. RectorSeal, the logos and other trademarks are property of RectorSeal, LLC, its affiliates or its licensor's and are protected by copyright, trademark and other intellectual property laws, and may not be used without permission. RectorSeal reserves the right to change specifications without prior notice. ©2022 RectorSeal. All rights reserved. R50770-1022