



LEGEND

PLUMBING • INDUSTRIAL • COMMERCIAL • HYDRONICS

Consolidated Price List

Valves & Fittings, Hydraulics, HyperPure™
Tubing, LT-CWS0616, Effective Date: June 28, 2016

Supersedes April 1, 2014 LT-WS0414 &
September 11, 2015 LH-MPL0915



VALVES &
FITTINGS



HYDRONICS

HYPERPURE™



We've got your back!™

Phone: 800-752-2082 www.legendvalve.com



Guaranteed Performance

Every order is processed in 24 hours or 5% off the order; 100% line item fill rate or 5% off the backorder; 100% line item order accuracy or 5% off the error; the Legendary 5/25 product warranty; no minimum order; no case pack quantity requirement; and material may be returned with no re-stocking fees.

Legendary Customer Service

You will always talk to a human, no voice mail or automated assistance. Trained customer service representatives to support you and your business striving to achieve 100% problem resolution in one call.

Expert Engineering

A fully-functioning and staffed laboratory for product development and design; quality assurance; and product testing assuring you and your customers the best quality products.

On Demand Technical Support

Degreed engineers, master plumbers and technical advisers with decades of PVF and hydronic experience are on demand to support your business.

Comprehensive Training

Expert staff as course instructors for distributor and contractor training classes scheduled throughout the year.



Wholesale Terms and Conditions of Sale

Terms of Payment

2% 30 Days, Net 45 - Cash discount is to be calculated on the total amount of the invoice before additions for transportation. A 1-1/2% service charge per month will be added to past due balances.

Freight Policy

Freight charges will be prepaid on orders of **\$1,500.00** net or more (see exceptions below) to one destination in the Continental United States. Otherwise, freight terms are F.O.B. Auburn Hills, Michigan or Reno, Nevada. Call Legend Customer Service at 800-752-2082 for shipments to Alaska and Hawaii.

Freight Policy

For **Cast and Ductile Iron, and Radiant Floor Panels**, freight charges will be prepaid on orders to one destination in the Continental United States as follows: orders of \$2,500.00 net or more for **Cast & Ductile Iron valves**; orders of \$2,500.00 net or more for **QuickTherm™ and VersaTherm™ radiant panels**; and orders of \$3,500.00 net or more for **HyperPure™ PE-RT Tubing 10' and 20' sticks**. All Legend products may be combined to reach either the \$2,500.00 or \$3,500.00 net. Otherwise, freight terms are F.O.B. Auburn Hills, Michigan or Reno, Nevada.

Minimum Order

Legend has no minimum order requirement.

Order Acceptance

All orders are subject to acceptance by Legend Valve & Fitting, Inc. Possession of our catalog or price list by any person should not be construed as an offer to sell to that person. All prices are subject to change without notice.

Signature Series

Private label ball valves allow you to customize the handle, including using your logo. This program is available for select ball valves. For more information, call Legend Customer Service.

Oxygen Cleaning

For most valves and fittings oxygen cleaning is available. Material is cleaned, tagged and bagged. Lead time is five business days. For more information, call Legend Customer Service.

A Legendary Guarantee

5 year / \$25 warranty. For complete details of this legendary warranty please call Legend Customer Service at 1-800-752-2082, or visit www.legendvalve.com.



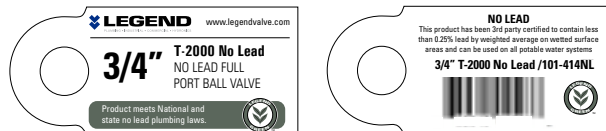
We've got your back. Top row: Nathan, Katie, Karen, Lori, Kevin, Tasha, Jason Bottom row: Sue, Nancy, Marge, Dave, Kelly

No Lead Product Identification

Legend No Lead brass or bronze valves and fittings are easy to identify and order.

Legend No Lead valves and fittings comply with the Federal No Lead Law 111-380 and are third-party certified.

All No Lead brass and bronze alloy valves and fittings are highlighted in gray shading throughout this price list. Legend also adds the suffix "NL" to both the model and item number to identify the No Lead version of each product offered. Brass and bronze items not highlighted in gray are available in traditional alloy only.



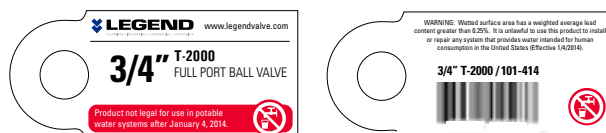
| Full Port Ball Valve | | | | | |
|---------------------------------------------------------------------------------------------------------------------------------------------------------------------------------------------------------------------------------------------------------------------------------------------------------------------------------------|--------|-------------|----------|--------|--------|
| Traditional & no lead forged brass ISO-9002, 600 CWIP (1/4" - 2"), 400 CWIP (2 1/2" - 4") 100 WSP ANSI/NSF 61-G (T-2000NL) GPC 250psi max. CSA certified 1/2, 5, 125 psig 1/4" - 4" T-2000 (1/4" - 2" T-2000NL) UL listed LP Gas (1/2" - 2" T-2000/T-2000NL) UPC/AMPS FM approved (1/2" - 2" T-2000/T-2000NL) | | | | | |
|  | | | | | |
| 101-411 | 1/4" | FNPT x FNPT | T-2000 | 7.27 | 120/12 |
| 101-411NL | 1/4" | FNPT x FNPT | T-2000NL | 8.24 | 120/12 |
| 101-412 | 3/8" | FNPT x FNPT | T-2000 | 8.76 | 120/12 |
| 101-412NL | 3/8" | FNPT x FNPT | T-2000NL | 7.67 | 120/12 |
| 101-413 | 1/2" | FNPT x FNPT | T-2000 | 9.64 | 100/10 |
| 101-413NL | 1/2" | FNPT x FNPT | T-2000NL | 10.93 | 100/10 |
| 101-414 | 3/4" | FNPT x FNPT | T-2000 | 11.96 | 64/8 |
| 101-414NL | 3/4" | FNPT x FNPT | T-2000NL | 17.38 | 64/8 |
| 101-415 | 1" | FNPT x FNPT | T-2000 | 21.19 | 30/6 |
| 101-415NL | 1" | FNPT x FNPT | T-2000NL | 28.40 | 30/6 |
| 101-416 | 1 1/8" | FNPT x FNPT | T-2000 | 36.50 | 24/6 |
| 101-416NL | 1 1/8" | FNPT x FNPT | T-2000NL | 41.37 | 24/6 |
| 101-417 | 1 1/2" | FNPT x FNPT | T-2000 | 49.79 | 16/4 |
| 101-417NL | 1 1/2" | FNPT x FNPT | T-2000NL | 59.80 | 16/4 |
| 101-418 | 2" | FNPT x FNPT | T-2000 | 70.35 | 4/2 |
| 101-418NL | 2" | FNPT x FNPT | T-2000NL | 85.08 | 4/2 |
| 101-419 | 2 1/2" | FNPT x FNPT | T-2000 | 183.15 | 4/2 |
| 101-419NL | 2 1/2" | FNPT x FNPT | T-2000NL | 207.57 | 4/2 |
| 101-420 | 3" | FNPT x FNPT | T-2000 | 227.95 | 4/2 |
| 101-420NL | 3" | FNPT x FNPT | T-2000NL | 279.90 | 4/2 |
| 101-421 | 4" | FNPT x FNPT | T-2000 | 432.25 | 2/1 |
| 101-421NL | 4" | FNPT x FNPT | T-2000NL | 486.77 | 2/1 |

NO LEAD IDENTIFICATION

No lead brass and bronze alloy items are highlighted in gray.

Example: If selecting a 3/4" size T-2000 ball valve, the item number **101-414** is for the traditional brass version and item number **101-414NL** is for the no lead brass T-2000NL.

As many brass alloy valves and fittings have multiple uses (ie. gas, process piping, hydraulics), Legend traditional brass and bronze valves and fittings for non-potable water applications are marked and identified.



We've got your back. Visit legendvalve.com for list price sheets in PDF and Excel format, submittals, instruction manuals, tech bulletins and new product features.

TABLE OF CONTENTS

BALL VALVES

| | |
|----------------------------------------------------------------------------|--------------|
| Full Port Ball Valves | 10-13 |
| T/S-1001, T/S-1001NL Ball Valves | 10 |
| T/S-1004, T/S-1004NL Pro Pattern | 11 |
| T/S-1002, T/S-1002NL Gland Follower Design | 11-12 |
| T/S-2000, T/S-2000NL Ball Valves | 12-13 |
| T/S-2000NL Waterball | 13 |
| Bronze Ball Valves | 13-14 |
| T/S-901, T/S-901NL Bronze | 13-14 |
| Specialty Ball Valves | 14-18 |
| T/S-1100, T/S-1100NL, T/S-1102, T/S-1102NL, T/S-2102NL with Drain | 14-15 |
| T-1002ST SS Ball & Stem | 15 |
| T-1002STLD SS Ball & Stem, Locking Device | 15 |
| T-1002LD Locking Device | 15 |
| T-1007 FNPT x Sweat | 15 |
| T-1001LD, T-1001LDNL Locking Device | 16 |
| T/S-1001T, T/S-1001TNL Tee Handle | 16 |
| T-1009NL Compression | 16 |
| T-2009NL Compression | 16 |
| T-2002NL Compression with Drain | 16 |
| T-2100 Three-way | 17 |
| T-1002CC with Cap & Chain | 17 |
| T-2000NL MNPT x Sweat | 17 |
| T/S-1002FLG Isolation - Flanged | 17 |
| T/S-2011RFLG Isolation - Rotating Flanged | 17 |
| P-2011 Isolation - Rotating Flanged, Press | 18 |
| T/S-2012RFLG Isolation Rotating, Purge | 18 |
| LegendPress Ball Valves | 18 |
| P-200, P-200NL Legend Press | 18 |
| Push Fit Ball Valves | 18-19 |
| P-2200NL Insta-Loc II™ No Lead | 18 |
| P-2200NL Drop Ear Push Fit Ball Valve | 19 |
| P-2200NL Insta-Loc II™ Push x FNPT | 19 |
| PEX Ball Valves | 19-20 |
| T-806NL PEX End | 19 |
| T-805NL MNPT/Sweat x PEX | 19 |
| T-2006NL PEX End | 19 |
| T-2006NL PEX with Tee Handle | 19 |
| T-2007NL PEX with Tee & Drain | 20 |
| T-2005NL PEX MNPT x PEX | 20 |
| T-2008NL PEX with Drop Ear | 20 |

| | |
|----------------------------------------------------------------|--------------|
| T-1960NL Cold Expansion PEX | 20 |
| T-1960NL CE PEX with Drop Ear | 20 |
| T-1960NL CE PEX MNPT x PEX | 20 |
| Mini Ball Valves | 21-22 |
| T-900, T-900NL MNPT x FNPT Large Port Lever ... | 21 |
| T-900T, T-900TNL MNPT x FNPT Large Tee Handle | 21 |
| T-810 Micro Ball™ | 21 |
| T-800T, T-800TNL Micro Ball™ | 21 |
| T-801NL Test Cocks, Screwdriver Slot | 21 |
| T-710T, T-710MxT Stainless Steel | 22 |
| Ball Valves Accessories | 22 |
| Lock Shields, Memory Stop, T-Handle, Lever Handle | 22 |
| Stainless Steel Ball Valves - Investment Cast | 23 |
| T-717 3-Pc 316 Stainless Steel | 23 |
| T-712 2-Pc 316 Stainless Steel | 23 |
| T-715 2-Pc 316 Stainless Steel Large Port | 23 |
| T-710 1-Pc 316 Stainless Steel Conv. Port | 23 |
| Carbon Steel Ball Valves - Investment Cast | 24 |
| T-730 2-Piece Carbon Steel | 24 |
| T-725 2-Piece Carbon Steel Large Port | 24 |
| T-720 1-Piece Carbon Steel Conv. Port | 24 |
| Gas Ball Valves | 24-25 |
| Drip Leg Kits | 24 |
| Blue Top™ Patented One-Piece Design | 24-25 |
| Red Top™ Economy Gas Ball Valves | 25 |

| | |
|----------------------------------------------------------|--------------|
| Brass Gate Valves | 27-29 |
| T/S-401, T/S-401NL Brass Gate | 27-28 |
| T/S-408, T/S-408NL Economy Brass | 28 |
| T-408X Cross Handle Gate Valve | 29 |
| T/S-400, T/S-400NL Compact Pattern | 29 |
| Brass Cross Handles | 29 |
| Globe Valves | 30 |
| T/S-421, T/S-421NL Bronze Globe | 30 |
| T-422 Union Bonnet Bronze Globe | 30 |
| T-752 316 Stainless Steel Globe | 30 |
| Check Valves | 30-33 |
| T/S-451, T/S-451NL Swing Check | 30-31 |
| P-451NL Legend Press™ Swing | 31 |
| T/S-453, T/S-453NL Bronze Y-Pattern Swing Check | 32 |
| T/S-455, T/S-455NL In-Line Check | 32-33 |
| T-450NL In-Line Check | 33 |
| Stainless Steel Check Valves | 34 |
| T-750 316 Stainless Steel Check | 34 |
| T-755 304 Stainless Steel In-Line Check | 34 |
| Foot Check Valves | 34 |
| T-448NL Bronze Foot Valves | 34 |
| T-756 304 Stainless Steel Foot Valves | 34 |
| Y-Strainers | 34-38 |
| T/S-15, T/S-15NL Bronze Y-Strainers | 34-35 |
| T-16, T-16NL Compact Bronze Y-Strainer | 35-36 |
| Y-Strainer Screens | 36-37 |
| T-17 Cast Iron Y-Strainers | 37 |

For everything you need behind the wall™ see product listing by part number in the index on page 156.

GATE, CHECK, & LOW PRESSURE

| | |
|------------------------------------------|--------------|
| Stainless Steel Gate Valves | 26 |
| T-751 316 Stainless Steel | 26 |
| Bronze Gate Valves | 26-27 |
| T-416 Rising Stem | 26 |
| T/S-414 Screw-Over Bonnet | 26 |
| T/S-415 Inserted Bonnet | 26-27 |
| T-420 Quick Opening Gate Valve | 27 |
| T-420 Brass Handle | 27 |

| | |
|-----------------------------------------------------------------------|--------------|
| T-19 Flanged Cast Iron Y-Strainers | 37 |
| T-750 316 Stainless Steel Y-Strainers | 38 |
| Frostfree Sillcocks | 38-42 |
| T-550, T-550NL 1/4 Turn Frostfree Sillcocks, Patented Design | 38 |
| T-550 Replacement Parts | 39 |
| T-552 Close Coupled Sillcock | 39 |
| TM-550, TM-550NL Multi-turn Frostfree Sillcocks | 39-40 |
| TM-550 Replacement Parts | 40 |
| T-552, T-552NL Frostfree Sillcocks | 41 |
| T-552 Repair Parts | 41 |
| T-551, T-551 NL Standard Multi-turn | |

1/4-Turn Plumbing Valves 42-44

| | |
|-------------------------------------------------|-------|
| R-670, R-670NL Boiler Drain..... | 42 |
| R-673, R673NL, R-674, R-674NL Sillcock | 42-43 |
| R-671, R-671NL No Kink Hose Bibb..... | 43 |
| T-537, T-537NL, T-537L, T-537LNL Hose Bibb..... | 43 |
| T-540 Water Heater Drain Valve..... | 43 |
| T/S-541FLG Flanged Sillcock | 43 |
| T/S-541CFL Chrome Flanged Sillcock..... | 44 |
| T-547 RB Commercial Ball Type Sillcock..... | 44 |
| T-548 Satin Commercial Ball Type Sillcock..... | 44 |
| T-549 CP Commercial Ball Type Sillcock..... | 44 |

Low Pressure Plumbing Valves 45

| | |
|------------------------------------------------------------------------------------------|-------|
| T/S-501NL, T-501X, S-501PNL Stop Valves..... | 45 |
| T/S-504, T/S-504NL, T/S-505, T/S-505NL Long Bonnet | 45 |
| T/S-503NL Angle Stop..... | 45 |
| T/S-511NL, T-512NL, S-512PNL Stop and Waste Valves..... | 46 |
| T/S-521, T/S-521NL, T-522, T-522NL, S-524, S-524NL Boiler Drains | 46 |
| T-523NL, S-521P, S-521PNL, T-206, T-206NL Boiler Drains..... | 46 |
| T-531, T-531NL, T-532, T-532NL Hose Bibbs..... | 47 |
| T-532CP, T-532CPNL Chrome Hose Bibbs | 47 |
| T-533, T-533NL, T-534, T-534NL Hose Bibbs..... | 47 |
| S-535, S-535NL Hose Bibbs..... | 47 |
| T-531HP, T-531HPNL Heavy Pattern Hose Bibbs | 48 |
| T-533HP, T-533HPNL, T-534HP, T-534HPNL, S-535HP, S-535HPNL Heavy Pattern Hose Bibbs.. | 48 |
| T-536HP, T-536HPNL Heavy Pattern Hose Bibbs | 48 |
| T/S-541, T/S-541NL, T/S-541LS, T/S-541LSNL Sillcocks..... | 49 |
| S-211, S-211NL Sillcocks..... | 49 |
| S-541P, S-541PNL Sillcocks | 49 |
| T-545, T-545NL, T-546, T-546NL Commercial Sillcocks, Chrome | 49 |
| T-545VB, T-545VBNL, T-546VB, T-546VBNL Commercial Sillcocks, Chrome | 49-50 |
| T-543, T-543NL, T-544, T-544NL Bent Nose Garden Valves | 50 |
| T-539, T-539NL Water Heater Drain Valves..... | 50 |

Supply Stops - 1/4 Turn 50-51

| | |
|-------------------------------------------|-------|
| INSTA-LOC™ T-595NL, T-596NL | 50 |
| T-595NL, T-595PBNL, T-593NL Angle | 50-51 |
| T-596NL, T-596PBNL, T-594NL Straight..... | 51 |
| T-597NL Dual Outlet..... | 51 |

Supply Stops - Traditional Style..... 52-53

| | |
|------------------------------------------------------------------------------|----|
| T/S-581NL, S-581ETNL, T/S-583NL, T/S-581LS, T/S-581LSNL Angle Valves..... | 52 |
| T/S-582NL, S-582ETNL, T-584NL Multi-Turn Straight Valves..... | 53 |
| T-587 Dual Outlet..... | 53 |

THERMOPLASTIC VALVES

PVC Butterfly Valves..... 54

| | |
|----------------------------------------|----|
| S-650, S-651 PVC Butterfly Valves..... | 54 |
|----------------------------------------|----|

PVC Ball Valves..... 54-57

| | |
|------------------------------------------------------------|----|
| S-643 Grey PVC Flanged True Union Ball Valves | 54 |
| T/S-603 Grey PVC True Union Ball Valves | 54 |
| T/S-603V Grey PVC True Union Viton O-rings..... | 55 |
| T/S-645 Grey PVC Single Union Ball Valves..... | 55 |
| T/S-602, S-602EZ Grey PVC Compact Ball Valves | 55 |
| T/S-600, T/S-601, S-601EZ PVC Compact Ball Valves | 56 |
| S-608 ABS Compact Ball Valve - Black..... | 57 |

PVC Check Valves..... 57

| | |
|-----------------------------------------|----|
| T/S-655 Grey PVC Ball Check Valves..... | 57 |
| Grey PVC Foot Valve Screens..... | 57 |
| T/S-611 PVC In-Line Check Valves..... | 57 |

Backwater Valves..... 58

| | |
|-----------------------------------------------------|----|
| S-640, S-641, S-660, S-661 Backwater Valves..... | 58 |
|-----------------------------------------------------|----|

Sump Pump Swing Check Valves..... 58

| | |
|-----------------------------------------------------------------|----|
| S-613, S-614, S-670, S-672 Sump Pump Swing Check Valves..... | 58 |
|-----------------------------------------------------------------|----|

CPVC Ball Valves..... 59

| | |
|--------------------------------------------|----|
| S-605, S-606 CPVC Compact Ball Valves..... | 59 |
| S-607 Schedule 80 CPVC Ball Valves | 59 |

Plastic Low Pressure Valves..... 59-60

| | |
|--------------------------------------------|-------|
| CPVC, PVC, Celcon Low Pressure Valves..... | 59-60 |
|--------------------------------------------|-------|

PVC & CPVC Unions..... 60-61

| | |
|------------------------------------------|----|
| PVC Schedule 80, Schedule 40 Unions..... | 60 |
| CPVC Unions | 60 |
| PVC Male, PVC Spigot Adapters..... | 61 |

CAST IRON VALVES

Cast Iron Valves 61-62

| | |
|--------------------------------|----|
| T-303 OS & Y Gate Valves | 61 |
|--------------------------------|----|

| | |
|----------------------------------------|----|
| T-301 Non-Rising Stem Gate Valves..... | 61 |
|----------------------------------------|----|

| | |
|--------------------------------|----|
| T-311 Swing Check Valves | 61 |
|--------------------------------|----|

| | |
|-------------------------------------------|----|
| T-19 Flanged Cast Iron Y- Strainers | 62 |
|-------------------------------------------|----|

Ductile Iron Wafer Check Valves 62

| | |
|--------------------------------|----|
| T-312 Wafer Check Valves | 62 |
|--------------------------------|----|

Ductile Iron Butterfly Valves 63-66

Wafer Type..... 63

| | |
|-----------------------------------------------------------|----|
| T-335AB EPDM Seat - Lever Handle - 10 position | 63 |
| T-335AB-G EPDM Seat - Gear Operator | 63 |
| T-337AB Buna-N Seat - Lever Handle - 10 position | 63 |
| T-337AB-G Buna-N Seat Seat - Gear Operator | 63 |
| T-335SS - Stainless Steel Disc EPDM | 64 |
| T-337SS - Stainless Steel Disc Buna-N | 64 |

Lug Type..... 64-66

| | |
|-----------------------------------------------------------|----|
| T-365AB EPDM Seat - Lever Handle - 10 position | 64 |
| T-365AB-G EPDM Seat - Gear Operator | 64 |
| T-367AB Buna-N Seat - Lever Handle - 10 position | 65 |
| T-367AB-G Buna-N Seat Seat - Gear Operator | 65 |
| T-365SS - Stainless Steel Disc EPDM | 65 |
| T-367SS - Stainless Steel Disc Buna-N Seat..... | 65 |
| Gear Operator | 66 |

SPECIALTY PRODUCTS

Backflow Valves..... 68

| | |
|-------------------------------------------------------|----|
| T/S-459 Backflow Preventers, Atmospheric Vent..... | 68 |
| T/S-457, T/S-457NL Dual Check..... | 68 |

Vacuum Brakers..... 68

| | |
|-----------------------------------------------|----|
| T-553, T-553NL, T-553C, T-553CNL, T-554 | 68 |
| T-556 Dual Check | 68 |
| T-557, T-557C Self Draining | 68 |

Log Lighter Valves..... 69-70

| | |
|-----------------------------------------------------------------------------------------------|-------|
| T-3500, T-3500PB Straight Pattern, Ball | 69 |
| T-3501, T-3501PB Angle Pattern, Ball..... | 69 |
| T3200, T-3200PB Straight Pattern, Globe..... | 69 |
| T-3201, T-3201PB Angle Pattern, Globe..... | 69 |
| Escutcheon and Key Accessories | 69 |
| Natural Gas Burner Bar..... | 69 |
| T-3200, T-3200PB, T-3201, T-3201PB, T-3500, T-3500PB, T-3501, T-3501PB Log Lighter Kits .. | 69-70 |

TABLE OF CONTENTS

SPECIALTY PRODUCTS CONTINUED

| | |
|------------------------------------------------------|--------------|
| Pressure Reducing Valves | 70 |
| T-6800NL PRV..... | 70 |
| T-6801NL PRV..... | 70 |
| T-6803NL PRV, Plastic Bonnet..... | 70 |
| T-6803NL PRV, Brass Bonnet..... | 70 |
| Anti-Scald Valve..... | 71 |
| T-41 Mixing Valve for Radiant Heating..... | 71 |
| Meter Valves..... | 71 |
| T-441NL, T-442NL Bronze Angle Meter Valves..... | 71 |
| T-443NL Meter Angle Ball Valve..... | 71 |
| Washing Machine Valves..... | 71 |
| T/S-11, T/S-11NL Valves..... | 71 |
| T-12, T-12NL Chrome plated..... | 71 |
| Dishwasher Elbow..... | 72 |
| No Lead Dishwasher Elbow..... | 72 |
| Pressure Relief Valves..... | 72 |
| T-50NL Pressure Relief Valve..... | 72 |
| Float Valves..... | 72-73 |
| T-30, T-31, T-32 Bronze Float Valves..... | 72 |
| Float Rods..... | 72 |
| Copper & Plastic Floats..... | 73 |
| Evaporative Cooler Valves..... | 73 |
| T-542, T-542NL..... | 73 |
| T-34 Standard Cooler Valve..... | 73 |
| T-35 Compact Cooler Valve..... | 73 |
| Anti-Sweat Valves..... | 73 |
| T-20, T-20A Anti-Sweat Valves..... | 73 |
| Dielectric Fittings..... | 74-75 |
| T-575 Dielectric Nipples..... | 74 |
| T-578 Dielectric Couplings..... | 74 |
| T-571NL Forged Steel Dielectric Unions..... | 74 |
| T-572 Galvanized x Galvanized Dielectric Unions..... | 74 |
| T-573NL Galvanized x Brass Dielectric Unions..... | 75 |
| T-574 Black Gas Service Dielectric Unions..... | 75 |
| Rubber Gaskets..... | 75 |
| Gaskets & Inserts For Steam..... | 75 |
| Compression Repair Fittings..... | 76-77 |
| Galvanized Compression Couplings..... | 76 |
| Brass Compression Couplings..... | 76 |
| PVC Compression Couplings..... | 76 |
| CPVC Compression Couplings..... | 76 |
| PVC Expansion Repair Couplings..... | 77 |

| | |
|-------------------------------------------------|--------------|
| Cast Pressure Fittings..... | 77-80 |
| Drop Ear Elbows..... | 77-78 |
| High Ear Elbows..... | 78 |
| Drain Elbows..... | 78 |
| Elbows..... | 78 |
| Basboard Tees..... | 78 |
| Tees..... | 79 |
| PEX Drop Ear Tee..... | 79 |
| Drain Coupling..... | 79 |
| Wing Adapter..... | 80 |
| PEX x CPVC Adapters..... | 80 |
| Unions..... | 80 |
| Transition Fittings..... | 80-81 |
| No Lead Brass x CPVC Transition Fittings..... | 80 |
| Stainless Steel x CPVC Transition Fittings..... | 81 |
| Specialty Brass Fittings..... | 81-82 |
| Raised Square Head Plugs..... | 80 |
| Countersunk Plugs..... | 81 |
| Brass Trap Connectors..... | 82 |

| | |
|-------------------------------------------------------------------|-------|
| T/S-1012RFLG Isolation Ball Valves - Rotating Flange & Purge..... | 86 |
| Tankless Water Heater Valve Kits..... | 86-87 |
| Pressure Relief Valves..... | 87 |
| T-565, T-566 Hard Seat Oil Tank Valves..... | 87 |
| T-60, T-60A, T-61, T-63, T-65 Chrome Steam Air Vents..... | 88 |
| T-90, T-90A, T-91, T-93, T-95 Chrome Economy Air Vent..... | 88 |
| T-70 Automatic Hot Water Air Vents..... | 88 |
| T-70H High Capacity Auto Air Vent..... | 88 |
| T-73 Automatic Air Vents..... | 88 |
| T-75 Manual Adjustable Air Vent..... | 89 |
| T-77 Coin Key Air Vent..... | 89 |
| T-80 Air Purgers..... | 89 |
| T-825 Temperature & Pressure Gauges..... | 89-90 |
| Carbon Steel Boiler Manifold Headers..... | 90 |
| T-570, T-570NL Mono-Flow Tees..... | 91 |
| T-569 Venturi Tees..... | 91 |

VersaTherm and QuickTherm worksheet on page 148

| | |
|-------------------------------------------|--------------|
| Brass Fire Hose Fittings..... | 82-83 |
| Female x Male Brass Hydrant Adapters..... | 82 |
| Double Male Hex Nipples..... | 82 |
| Female x Male Hex Nipples..... | 82 |
| Female x Male Swivel Adapters..... | 83 |
| Caps & Plugs with Chains..... | 83 |

HEATING VALVES

| | |
|-------------------------------------------------------------------|--------------|
| Bronze Heating & Radiator Valves..... | 84-91 |
| T-431, T-431YB Steam Angle Radiator Valves..... | 84 |
| T/S-437 Hot Water Angle Valves..... | 84 |
| T-435, T-435YB Radiator Gate Valves..... | 84 |
| T-433, T-433YB Convactor Steam Angle Valves..... | 85 |
| T/S-438 Union Elbows..... | 85 |
| S-464 Purge & Balancing Valves..... | 85 |
| S-439 Balancing Valves..... | 85 |
| T/S-425 Straight Circulator Valves..... | 85 |
| Radiator Valve Handles..... | 85 |
| T/S-1002FLG Isolation Ball Valves - Flanged..... | 86 |
| T/S-2011RFLG, P-2011 Isolation Ball Valves - Rotating Flange..... | 86 |

RADIANT PANEL SYSTEMS

| | |
|-----------------------------------|---------------|
| Radiant Panel Systems..... | 94-100 |
| VersaTherm Floor System..... | 94-95 |
| QuickTherm Floor System..... | 96 |
| Tubing Accessories..... | 96-100 |
| Snapp Rail / Clip System..... | 100 |
| ST-100 Staple Tool..... | 100 |

LEGENDFLEX™ TUBING

| | |
|-------------------------------------|----------------|
| LegendFlex Heating Tube..... | 101-102 |
| LegendFlex PEX Tubing..... | 101-102 |



MANIFOLDS

| | |
|----------------------------------------------------|----------------|
| Manifolds..... | 104-131 |
| M-8000 Modular Manifolds | 104-106 |
| M-8000 Components | 107-108 |
| M-8100 Plastic Manifolds | 109-110 |
| M-8100 Components | 111-112 |
| M-8200 Precision Brass Manifolds | 113-116 |
| Brass Manifold Accessories | 116-119 |
| M-8220 High Capacity Manifolds | 120-121 |
| M-8220 Accessories | 122-123 |
| M-8400 Geothermal Manifolds | 124-125 |
| M-8400 Accessories | 122-123 |
| M-8330 Stainless Steel Manifolds..... | 126-127 |
| M-8300E Economy Stainless Steel Manifolds | 128 |
| M-8300EV Economy Manifold with valves..... | 128 |
| Stainless Steel Manifold Accessories..... | 129-131 |

HYDRONIC SYSTEM COMPONENTS

| | |
|-----------------------------------------------------------|----------------|
| Hydronic System Components..... | 132-143 |
| Legend Connect System | 132-133 |
| T-88 Air & Debris Eliminator | 133-135 |
| T-88 Accessories | 137 |
| HS-808 Hydraulic Separator | 137 |
| HS-808 Accessories | 137 |
| LMV-3 Three-Way Mixing Valve..... | 138 |
| AF-480 Auto Fill Back Flow Preventer | 139 |
| HX-100 , HX-200, HX-300 Heat Exchangers | 140 |
| HX-100B, HX-160B, HX-200B Compact Heat Exchangers..... | 140 |
| LZV-2 Two Way Zone Valves..... | 141 |
| LZV-3 Three Way Zone Valves | 141 |
| T-825 Temperature & Pressure Gauges | 142-143 |
| T-820 Test Gauges..... | 143 |

AMBIANCE™ CEILING PANELS

| | |
|-----------------------------|------------|
| Ceiling Panels | 144 |
| Ambiance | 144 |

CUSTOM MECHANICAL PANELS

| | |
|-------------------------------|------------|
| Mechanical Panels..... | 145 |
| Mechanical Panels..... | 145 |

SOLAR PUMP SYSTEM

| | |
|--------------------------------|----------------|
| Solar Pump Systems..... | 146-147 |
| Solar Pump System | 146-147 |

FLOORING ESTIMATE SHEET

| | |
|------------------------------------------------------|------------|
| Floor System Material Estimate Worksheet..... | 148 |
| VersaTherm and QuickTherm Worksheet | 148 |

HYPERPURE™ TUBE

| | |
|-------------------------------|----------------|
| HyperPure PE-RT | 150-155 |
| HyperPure Coils, Sticks | 152-153 |

TOOLS & ACCESSORIES

| | |
|--------------------|----------------|
| Tools | 154-155 |
| Accessories | 154-55 |



We've got your back. Katie, Dave & Alyssa

INDEX

| | |
|----------------------------------|------------|
| Index By Part Number..... | 156 |
|----------------------------------|------------|



Legend has the most complete offering of the best quality valves and fittings for plumbing, commercial, industrial and hydronic professionals — backed by our performance and service guarantees.



FULL PORT BALL VALVES

Full Port Ball Valve

Traditional & no lead forged brass
 ISO 9002, 600 CWP
 400 CWP (2-1/2" - 4"), 150 WSP
 NSF 61-G Listed (T/S-1001NL)
 UL listed (1/4" - 2" T-1001/T-1001NL)
 CSA certified 1/2, 5, 125 psig
 (1/4" & 1/2"-2" T-1001/T-1001NL)
 FM approved (1/2" - 2" T-1001/T-1001NL)



T-1001

| Part No. | Size | Configuration | Model No. | List Price | Cs/Ct |
|-----------|--------|---------------|-----------|------------|--------|
| 101-300 | 1/8" | FNPT x FNPT | T-1001 | 11.37 | 200/20 |
| 101-300NL | 1/8" | FNPT x FNPT | T-1001NL | 13.38 | 200/20 |
| 101-101 | 1/4" | FNPT x FNPT | T-1001 | 9.49 | 200/20 |
| 101-101NL | 1/4" | FNPT x FNPT | T-1001NL | 11.01 | 200/20 |
| 101-102 | 3/8" | FNPT x FNPT | T-1001 | 14.43 | 100/10 |
| 101-102NL | 3/8" | FNPT x FNPT | T-1001NL | 18.73 | 100/10 |
| 101-023 | 1/2" | FNPT x FNPT | T-1001 | 9.80 | 100/10 |
| 101-023NL | 1/2" | FNPT x FNPT | T-1001NL | 12.99 | 100/10 |
| 101-024 | 3/4" | FNPT x FNPT | T-1001 | 15.67 | 100/10 |
| 101-024NL | 3/4" | FNPT x FNPT | T-1001NL | 20.31 | 100/10 |
| 101-025 | 1" | FNPT x FNPT | T-1001 | 23.82 | 50/10 |
| 101-025NL | 1" | FNPT x FNPT | T-1001NL | 29.83 | 50/10 |
| 101-026 | 1-1/4" | FNPT x FNPT | T-1001 | 42.75 | 20/10 |
| 101-026NL | 1-1/4" | FNPT x FNPT | T-1001NL | 51.50 | 20/10 |
| 101-027 | 1-1/2" | FNPT x FNPT | T-1001 | 52.34 | 20/4 |
| 101-027NL | 1-1/2" | FNPT x FNPT | T-1001NL | 68.40 | 20/4 |
| 101-028 | 2" | FNPT x FNPT | T-1001 | 82.65 | 20/4 |
| 101-028NL | 2" | FNPT x FNPT | T-1001NL | 103.75 | 20/4 |
| 101-109 | 2-1/2" | FNPT x FNPT | T-1001 | 294.44 | 6/2 |
| 101-109NL | 2-1/2" | FNPT x FNPT | T-1001NL | 315.81 | 6/2 |
| 101-110 | 3" | FNPT x FNPT | T-1001 | 388.61 | 4/2 |
| 101-110NL | 3" | FNPT x FNPT | T-1001NL | 432.45 | 4/2 |
| 101-111 | 4" | FNPT x FNPT | T-1001 | 823.22 | 2/1 |
| 101-111NL | 4" | FNPT x FNPT | T-1001NL | 846.36 | 2/1 |



S-1001

| | | | | | |
|-----------|--------|---------------|----------|--------|--------|
| 101-043 | 1/2" | Sweat x Sweat | S-1001 | 9.80 | 100/10 |
| 101-043NL | 1/2" | Sweat x Sweat | S-1001NL | 12.99 | 100/10 |
| 101-044 | 3/4" | Sweat x Sweat | S-1001 | 15.67 | 60/10 |
| 101-044NL | 3/4" | Sweat x Sweat | S-1001NL | 20.31 | 60/10 |
| 101-045 | 1" | Sweat x Sweat | S-1001 | 23.82 | 36/6 |
| 101-045NL | 1" | Sweat x Sweat | S-1001NL | 29.83 | 36/6 |
| 101-046 | 1-1/4" | Sweat x Sweat | S-1001 | 42.75 | 24/4 |
| 101-046NL | 1-1/4" | Sweat x Sweat | S-1001NL | 51.50 | 24/4 |
| 101-047 | 1-1/2" | Sweat x Sweat | S-1001 | 52.34 | 16/4 |
| 101-047NL | 1-1/2" | Sweat x Sweat | S-1001NL | 68.40 | 16/4 |
| 101-048 | 2" | Sweat x Sweat | S-1001 | 82.65 | 10/2 |
| 101-048NL | 2" | Sweat x Sweat | S-1001NL | 101.56 | 10/2 |
| 101-209 | 2-1/2" | Sweat x Sweat | S-1001 | 294.44 | 6/2 |
| 101-209NL | 2-1/2" | Sweat x Sweat | S-1001NL | 315.81 | 6/2 |
| 101-210 | 3" | Sweat x Sweat | S-1001 | 388.61 | 4/2 |
| 101-210NL | 3" | Sweat x Sweat | S-1001NL | 432.45 | 4/2 |
| 101-211 | 4" | Sweat x Sweat | S-1001 | 823.22 | 4/1 |

4" S-1001 is conventional port.



FULL PORT BALL VALVES**Full Port Ball Valve, Pro Pattern**

Traditional & no lead forged brass
ISO 9002, 600 CWP, 150 WSP
ANSI/NSF 61-G Listed (T/S-1004NL)
CSA certified 1/2, 5, 125 psig (1/2"-2" T-1004)
5, 125 psig (1/2"-2" T-1004NL)
UL listed (1/2" - 2" T-1004)
FM approved (1/2" - 2" T-1004 / T-1004NL)



Cubic Ball

T-1004



Cubic Ball

S-1004

| Part No. | Size | Configuration | Model No. | List Price | Cs/Ct |
|-----------|--------|---------------|-----------|------------|--------|
| 101-013 | 1/2" | FNPT x FNPT | T-1004 | 13.69 | 100/10 |
| 101-013NL | 1/2" | FNPT x FNPT | T-1004NL | 18.22 | 100/10 |
| 101-014 | 3/4" | FNPT x FNPT | T-1004 | 19.90 | 100/10 |
| 101-014NL | 3/4" | FNPT x FNPT | T-1004NL | 25.79 | 100/10 |
| 101-015 | 1" | FNPT x FNPT | T-1004 | 34.37 | 50/10 |
| 101-015NL | 1" | FNPT x FNPT | T-1004NL | 41.00 | 50/10 |
| 101-016 | 1-1/4" | FNPT x FNPT | T-1004 | 61.10 | 20/10 |
| 101-016NL | 1-1/4" | FNPT x FNPT | T-1004NL | 74.00 | 20/10 |
| 101-017 | 1-1/2" | FNPT x FNPT | T-1004 | 77.26 | 20/4 |
| 101-017NL | 1-1/2" | FNPT x FNPT | T-1004NL | 92.21 | 20/4 |
| 101-018 | 2" | FNPT x FNPT | T-1004 | 111.94 | 20/4 |
| 101-018NL | 2" | FNPT x FNPT | T-1004NL | 139.43 | 20/4 |
| 101-019 | 2-1/2" | FNPT x FNPT | T-1004 | 424.35 | 6/2 |
| 101-020 | 3" | FNPT x FNPT | T-1004 | 602.88 | 4/2 |
| 101-021 | 4" | FNPT x FNPT | T-1004 | 1010.09 | 2/1 |
| 101-033 | 1/2" | Sweat x Sweat | S-1004 | 13.69 | 100/10 |
| 101-033NL | 1/2" | Sweat x Sweat | S-1004NL | 18.22 | 100/10 |
| 101-034 | 3/4" | Sweat x Sweat | S-1004 | 19.90 | 100/10 |
| 101-034NL | 3/4" | Sweat x Sweat | S-1004NL | 25.79 | 100/10 |
| 101-035 | 1" | Sweat x Sweat | S-1004 | 34.37 | 50/10 |
| 101-035NL | 1" | Sweat x Sweat | S-1004NL | 41.00 | 50/10 |
| 101-036 | 1-1/4" | Sweat x Sweat | S-1004 | 61.10 | 20/10 |
| 101-036NL | 1-1/4" | Sweat x Sweat | S-1004NL | 74.00 | 20/10 |
| 101-037 | 1-1/2" | Sweat x Sweat | S-1004 | 77.26 | 20/4 |
| 101-037NL | 1-1/2" | Sweat x Sweat | S-1004NL | 92.21 | 20/4 |
| 101-038 | 2" | Sweat x Sweat | S-1004 | 111.94 | 4/2 |
| 101-038NL | 2" | Sweat x Sweat | S-1004NL | 139.43 | 4/2 |
| 101-039 | 2-1/2" | Sweat x Sweat | S-1004 | 424.35 | 6/2 |
| 101-040 | 3" | Sweat x Sweat | S-1004 | 602.88 | 4/2 |

Full Port Ball Valve, Gland Follower Design

Traditional & no lead forged brass
ISO-9002, 600 CWP, 150 WSP
ANSI/NSF 61-G (T/S-1002NL)
CSA certified 1/2, 5, 125 psig
(1/2"-2" T-1002/T-1002NL)
UL listed (1/2" - 2" T-1002)
FM approved (1/2" - 2" T-1002)
Third party certified Truesdail



T-1002

| | | | | | |
|-----------|--------|-------------|----------|-------|--------|
| 101-061 | 1/4" | FNPT x FNPT | T-1002 | 10.44 | 180/10 |
| 101-061NL | 1/4" | FNPT x FNPT | T-1002NL | 12.41 | 180/10 |
| 101-062 | 3/8" | FNPT x FNPT | T-1002 | 10.44 | 180/10 |
| 101-062NL | 3/8" | FNPT x FNPT | T-1002NL | 12.41 | 180/10 |
| 101-063 | 1/2" | FNPT x FNPT | T-1002 | 9.12 | 120/10 |
| 101-063NL | 1/2" | FNPT x FNPT | T-1002NL | 11.27 | 120/10 |
| 101-064 | 3/4" | FNPT x FNPT | T-1002 | 15.47 | 90/10 |
| 101-064NL | 3/4" | FNPT x FNPT | T-1002NL | 19.61 | 90/10 |
| 101-065 | 1" | FNPT x FNPT | T-1002 | 24.09 | 60/6 |
| 101-065NL | 1" | FNPT x FNPT | T-1002NL | 29.76 | 60/6 |
| 101-066 | 1-1/4" | FNPT x FNPT | T-1002 | 42.73 | 36/4 |
| 101-066NL | 1-1/4" | FNPT x FNPT | T-1002NL | 52.79 | 36/4 |
| 101-067 | 1-1/2" | FNPT x FNPT | T-1002 | 56.78 | 24/4 |
| 101-067NL | 1-1/2" | FNPT x FNPT | T-1002NL | 70.15 | 24/4 |

FULL PORT BALL VALVES

Full Port Ball Valve, Gland Follower Design (cont.)

Traditional & no lead forged brass
 ISO-9002, 600 CWP, 150 WSP
 ANSI/NSF 61-G (T/S-1002NL)
 CSA certified 1/2, 5, 125 psig
 (1/2"-2" T-1002/T-1002NL)
 UL listed (1/2" - 2" T-1002)
 FM approved (1/2" - 2" T-1002)



| Part No. | Size | Configuration | Model No. | List Price | Cs/Ct |
|-----------|--------|---------------|-----------|------------|--------|
| 101-068 | 2" | FNPT x FNPT | T-1002 | 80.24 | 12/2 |
| 101-068NL | 2" | FNPT x FNPT | T-1002NL | 99.12 | 12/2 |
| 101-069 | 2-1/2" | FNPT x FNPT | T-1002 | 286.40 | 8/2 |
| 101-069NL | 2-1/2" | FNPT x FNPT | T-1002NL | 323.24 | 8/2 |
| 101-070 | 3" | FNPT x FNPT | T-1002 | 371.73 | 6/2 |
| 101-070NL | 3" | FNPT x FNPT | T-1002NL | 479.19 | 6/2 |
| 101-082 | 3/8" | Sweat x Sweat | S-1002 | 10.44 | 180/10 |
| 101-082NL | 3/8" | Sweat x Sweat | S-1002NL | 12.41 | 180/10 |
| 101-083 | 1/2" | Sweat x Sweat | S-1002 | 9.12 | 120/10 |
| 101-083NL | 1/2" | Sweat x Sweat | S-1002NL | 11.27 | 120/10 |
| 101-084 | 3/4" | Sweat x Sweat | S-1002 | 15.47 | 90/10 |
| 101-084NL | 3/4" | Sweat x Sweat | S-1002NL | 19.61 | 90/10 |
| 101-085 | 1" | Sweat x Sweat | S-1002 | 24.09 | 60/6 |
| 101-085NL | 1" | Sweat x Sweat | S-1002NL | 29.76 | 60/6 |
| 101-086 | 1-1/4" | Sweat x Sweat | S-1002 | 42.73 | 36/4 |
| 101-086NL | 1-1/4" | Sweat x Sweat | S-1002NL | 52.79 | 36/4 |
| 101-087 | 1-1/2" | Sweat x Sweat | S-1002 | 56.78 | 24/4 |
| 101-087NL | 1-1/2" | Sweat x Sweat | S-1002NL | 70.15 | 24/4 |
| 101-088 | 2" | Sweat x Sweat | S-1002 | 80.24 | 12/2 |
| 101-088NL | 2" | Sweat x Sweat | S-1002NL | 99.12 | 12/2 |
| 101-089 | 2-1/2" | Sweat x Sweat | S-1002 | 286.40 | 8/2 |
| 101-089NL | 2-1/2" | Sweat x Sweat | S-1002NL | 323.24 | 8/2 |
| 101-090 | 3" | Sweat x Sweat | S-1002 | 371.73 | 6/2 |
| 101-090NL | 3" | Sweat x Sweat | S-1002NL | 479.19 | 6/2 |

Full Port Ball Valve

Traditional & no lead forged brass
 ISO-9002, 600 CWP (1/4" - 2"), 400 CWP (2-1/2" - 4")
 150 WSP
 ANSI/NSF 61-G (T/S-2000NL) UPC 250 psi max.
 CSA certified 1/2, 5, 125 psig
 (1/4"- 4" T-2000) (1/4"- 2" T-2000NL)
 UL listed LP Gas (1/2" - 2" T-2000/T-2000NL)
 UPC/IAMPO
 FM approved (1/2" - 2" T-2000/T-2000NL)
 Third party certified Truesdail



| | | | | | |
|-----------|--------|-------------|----------|--------|--------|
| 101-411 | 1/4" | FNPT x FNPT | T-2000 | 7.27 | 120/12 |
| 101-411NL | 1/4" | FNPT x FNPT | T-2000NL | 8.24 | 120/12 |
| 101-412 | 3/8" | FNPT x FNPT | T-2000 | 6.76 | 120/12 |
| 101-412NL | 3/8" | FNPT x FNPT | T-2000NL | 7.67 | 120/12 |
| 101-413 | 1/2" | FNPT x FNPT | T-2000 | 9.64 | 100/10 |
| 101-413NL | 1/2" | FNPT x FNPT | T-2000NL | 10.93 | 100/10 |
| 101-414 | 3/4" | FNPT x FNPT | T-2000 | 13.96 | 64/8 |
| 101-414NL | 3/4" | FNPT x FNPT | T-2000NL | 17.38 | 64/8 |
| 101-415 | 1" | FNPT x FNPT | T-2000 | 21.19 | 30/6 |
| 101-415NL | 1" | FNPT x FNPT | T-2000NL | 28.40 | 30/6 |
| 101-416 | 1-1/4" | FNPT x FNPT | T-2000 | 36.50 | 24/6 |
| 101-416NL | 1-1/4" | FNPT x FNPT | T-2000NL | 41.37 | 24/6 |
| 101-417 | 1-1/2" | FNPT x FNPT | T-2000 | 49.79 | 16/4 |
| 101-417NL | 1-1/2" | FNPT x FNPT | T-2000NL | 59.80 | 16/4 |
| 101-418 | 2" | FNPT x FNPT | T-2000 | 70.35 | 4/2 |
| 101-418NL | 2" | FNPT x FNPT | T-2000NL | 85.08 | 4/2 |
| 101-419 | 2-1/2" | FNPT x FNPT | T-2000 | 183.15 | 4/2 |
| 101-419NL | 2-1/2" | FNPT x FNPT | T-2000NL | 207.57 | 4/2 |
| 101-420 | 3" | FNPT x FNPT | T-2000 | 227.95 | 4/2 |
| 101-420NL | 3" | FNPT x FNPT | T-2000NL | 279.90 | 4/2 |
| 101-421 | 4" | FNPT x FNPT | T-2000 | 432.25 | 2/1 |
| 101-421NL | 4" | FNPT x FNPT | T-2000NL | 486.77 | 2/1 |



FULL PORT BALL VALVES**Full Port Ball Valve (cont.)**

Traditional & no lead forged brass
ISO-9002, 600 CWP (1/4" - 2"), 400 CWP (2-1/2" - 4")
150 WSP
ANSI/NSF 61-G (T/S-2000NL) UPC / IAPMO
CSA certified 1/2, 5, 125 psig
(1/4" - 4" T-2000) (1/4" - 2" T-2000NL)
UL listed LP Gas (1/2" - 2" T-2000/T-2000NL)
FM approved (1/2" - 2" T-2000/T-2000NL)
UL listed T/S 2000 only
Third party certified Truesdail



S-2000NL

| Part No. | Size | Configuration | Model No. | List Price | Cs/Ct |
|-----------|--------|---------------|-----------|------------|--------|
| 101-423 | 1/2" | Sweat x Sweat | S-2000 | 9.64 | 100/10 |
| 101-423NL | 1/2" | Sweat x Sweat | S-2000NL | 10.93 | 100/10 |
| 101-424 | 3/4" | Sweat x Sweat | S-2000 | 13.96 | 64/8 |
| 101-424NL | 3/4" | Sweat x Sweat | S-2000NL | 17.38 | 64/8 |
| 101-425 | 1" | Sweat x Sweat | S-2000 | 21.19 | 30/6 |
| 101-425NL | 1" | Sweat x Sweat | S-2000NL | 28.40 | 30/6 |
| 101-426 | 1-1/4" | Sweat x Sweat | S-2000 | 36.50 | 24/6 |
| 101-426NL | 1-1/4" | Sweat x Sweat | S-2000NL | 41.37 | 24/6 |
| 101-427 | 1-1/2" | Sweat x Sweat | S-2000 | 49.79 | 16/4 |
| 101-427NL | 1-1/2" | Sweat x Sweat | S-2000NL | 59.80 | 16/4 |
| 101-428 | 2" | Sweat x Sweat | S-2000 | 70.35 | 8/2 |
| 101-428NL | 2" | Sweat x Sweat | S-2000NL | 85.08 | 8/2 |
| 101-429 | 2-1/2" | Sweat x Sweat | S-2000 | 183.15 | 4/2 |
| 101-429NL | 2-1/2" | Sweat x Sweat | S-2000NL | 207.57 | 4/2 |
| 101-430 | 3" | Sweat x Sweat | S-2000 | 227.95 | 4/2 |
| 101-430NL | 3" | Sweat x Sweat | S-2000NL | 279.90 | 4/2 |
| 101-431 | 4" | Sweat x Sweat | S-2000 | 432.25 | 2/1 |
| 101-431NL | 4" | Sweat x Sweat | S-2000NL | 486.77 | 2/1 |

Waterball™ Full Port Ball Valve

No lead & DZR forged brass
600 CWP,
ANSI/NSF 61-G
Third party certified IAPMO



T-2001NL

| | | | | | |
|-----------|--------|-------------|----------|-------|--------|
| 101-323NL | 1/2" | FNPT x FNPT | T-2001NL | 9.79 | 100/10 |
| 101-324NL | 3/4" | FNPT x FNPT | T-2001NL | 14.56 | 64/8 |
| 101-325NL | 1" | FNPT x FNPT | T-2001NL | 23.78 | 30/6 |
| 101-326NL | 1-1/4" | FNPT x FNPT | T-2001NL | 37.02 | 24/6 |
| 101-327NL | 1-1/2" | FNPT x FNPT | T-2001NL | 48.43 | 16/4 |
| 101-328NL | 2" | FNPT x FNPT | T-2001NL | 83.88 | 8/2 |



S-2001NL

| | | | | | |
|-----------|--------|---------------|----------|-------|--------|
| 101-333NL | 1/2" | Sweat x Sweat | S-2001NL | 9.79 | 100/10 |
| 101-334NL | 3/4" | Sweat x Sweat | S-2001NL | 14.56 | 64/8 |
| 101-335NL | 1" | Sweat x Sweat | S-2001NL | 23.78 | 30/6 |
| 101-336NL | 1-1/4" | Sweat x Sweat | S-2001NL | 37.02 | 24/6 |
| 101-337NL | 1-1/2" | Sweat x Sweat | S-2001NL | 48.43 | 16/4 |
| 101-338NL | 2" | Sweat x Sweat | S-2001NL | 83.88 | 8/2 |

BRONZE BALL VALVES**Bronze Full Port Ball Valve**

ISO 9002, 600 CWP, 150 WSP
ANSI/NSF 61-G (T/S-901NL)
Third party certified Truesdail



T-901

| | | | | | |
|-----------|------|-------------|---------|-------|--------|
| 101-221 | 1/4" | FNPT x FNPT | T-901 | 19.00 | 180/10 |
| 101-221NL | 1/4" | FNPT x FNPT | T-901NL | 18.36 | 180/10 |
| 101-222 | 3/8" | FNPT x FNPT | T-901 | 19.00 | 180/10 |
| 101-222NL | 3/8" | FNPT x FNPT | T-901NL | 18.36 | 180/10 |
| 101-223 | 1/2" | FNPT x FNPT | T-901 | 17.99 | 120/10 |
| 101-223NL | 1/2" | FNPT x FNPT | T-901NL | 18.69 | 120/10 |
| 101-224 | 3/4" | FNPT x FNPT | T-901 | 29.99 | 90/10 |
| 101-224NL | 3/4" | FNPT x FNPT | T-901NL | 31.88 | 90/10 |
| 101-225 | 1" | FNPT x FNPT | T-901 | 46.00 | 60/6 |
| 101-225NL | 1" | FNPT x FNPT | T-901NL | 48.23 | 60/6 |

BRONZE BALL VALVES

Bronze Full Port Ball Valve (cont.)

ISO 9002, 600 CWP, 150 WSP
 ANSI/NSF 61-G (T/S-901NL)
 Third party certified Truesdail



T-901



S-901

| Part No. | Size | Configuration | Model No. | List Price | Cs/Ct |
|-----------|--------|---------------|-----------|------------|--------|
| 101-226 | 1-1/4" | FNPT x FNPT | T-901 | 79.29 | 36/4 |
| 101-226NL | 1-1/4" | FNPT x FNPT | T-901NL | 81.70 | 36/4 |
| 101-227 | 1-1/2" | FNPT x FNPT | T-901 | 98.90 | 24/4 |
| 101-227NL | 1-1/2" | FNPT x FNPT | T-901NL | 108.17 | 24/4 |
| 101-228 | 2" | FNPT x FNPT | T-901 | 146.66 | 12/2 |
| 101-228NL | 2" | FNPT x FNPT | T-901NL | 175.00 | 12/2 |
| 101-229 | 2-1/2" | FNPT x FNPT | T-901 | 407.30 | 8/2 |
| 101-230 | 3" | FNPT x FNPT | T-901 | 645.00 | 6/2 |
| 101-233 | 1/2" | Sweat x Sweat | S-901 | 17.99 | 120/10 |
| 101-233NL | 1/2" | Sweat x Sweat | S-901NL | 18.69 | 120/10 |
| 101-234 | 3/4" | Sweat x Sweat | S-901 | 29.99 | 90/10 |
| 101-234NL | 3/4" | Sweat x Sweat | S-901NL | 31.88 | 90/10 |
| 101-235 | 1" | Sweat x Sweat | S-901 | 46.00 | 60/6 |
| 101-235NL | 1" | Sweat x Sweat | S-901NL | 48.23 | 60/6 |
| 101-236 | 1-1/4" | Sweat x Sweat | S-901 | 79.29 | 36/4 |
| 101-236NL | 1-1/4" | Sweat x Sweat | S-901NL | 81.70 | 36/4 |
| 101-237 | 1-1/2" | Sweat x Sweat | S-901 | 98.90 | 24/4 |
| 101-237NL | 1-1/2" | Sweat x Sweat | S-901NL | 108.17 | 24/4 |
| 101-238 | 2" | Sweat x Sweat | S-901 | 146.66 | 12/2 |
| 101-238NL | 2" | Sweat x Sweat | S-901NL | 175.00 | 12/2 |

SPECIALTY BALL VALVES

Full Port Ball Valve With Drain

Traditional & no lead forged brass
 ISO 9002, 500 CWP
 NSF 61-G (NL only)



T-1100



S-1100

| | | | | | |
|-----------|------|---------------|----------|-------|--------|
| 101-503 | 1/2" | FNPT x FNPT | T-1100 | 20.66 | 100/10 |
| 101-503NL | 1/2" | FNPT x FNPT | T-1100NL | 23.61 | 100/10 |
| 101-504 | 3/4" | FNPT x FNPT | T-1100 | 32.00 | 60/10 |
| 101-504NL | 3/4" | FNPT x FNPT | T-1100NL | 35.48 | 60/10 |
| 101-505 | 1" | FNPT x FNPT | T-1100 | 42.00 | 36/6 |
| 101-505NL | 1" | FNPT x FNPT | T-1100NL | 46.26 | 36/6 |
| 101-513 | 1/2" | Sweat x Sweat | S-1100 | 20.66 | 100/10 |
| 101-513NL | 1/2" | Sweat x Sweat | S-1100NL | 23.61 | 100/10 |
| 101-514 | 3/4" | Sweat x Sweat | S-1100 | 32.00 | 60/10 |
| 101-514NL | 3/4" | Sweat x Sweat | S-1100NL | 35.48 | 60/10 |
| 101-515 | 1" | Sweat x Sweat | S-1100 | 42.00 | 36/6 |
| 101-515NL | 1" | Sweat x Sweat | S-1100NL | 46.26 | 36/6 |
| 101-606NL | 1/2" | FNPT x FNPT | T-1102NL | 15.53 | 120/10 |
| 101-607NL | 3/4" | FNPT x FNPT | T-1102NL | 26.57 | 60/10 |
| 101-608NL | 1" | FNPT x FNPT | T-1102NL | 38.42 | 36/6 |
| 101-603NL | 1/2" | Sweat x Sweat | S-1102NL | 15.53 | 120/10 |
| 101-604NL | 3/4" | Sweat x Sweat | S-1102NL | 26.57 | 60/10 |
| 101-605NL | 1" | Sweat x Sweat | S-1102NL | 38.42 | 36/6 |

Third party certified Truesdail



S-1102

T-1102



SPECIALTY BALL VALVES**Full Port Ball Valve With Drain (cont.)**

No lead & DZR forged brass
ISO 9002, 600 CWP
NSF 61-G



S-2102NL

T-2102NL

NEW**NEW****NEW****NEW****NEW****NEW**

| Part No. | Size | Configuration | Model No. | List Price | Cs/Ct |
|-----------|------|---------------|-----------|------------|--------|
| 101-703NL | 1/2" | FNPT x FNPT | T-2102NL | 14.14 | 120/10 |
| 101-704NL | 3/4" | FNPT x FNPT | T-2102NL | 18.53 | 60/10 |
| 101-705NL | 1" | FNPT x FNPT | T-2102NL | 28.50 | 36/6 |
| 101-706NL | 1/2" | Sweat x Sweat | S-2102NL | 14.14 | 120/10 |
| 101-707NL | 3/4" | Sweat x Sweat | S-2102NL | 18.53 | 60/10 |
| 101-708NL | 1" | Sweat x Sweat | S-2102NL | 28.50 | 36/6 |

Full Port Ball Valve, SS Ball & Stem

Traditional forged brass
ISO 9002, 600 CWP, 150 WSP
CSA certified, FM approved



T-1002ST

| | | | | | |
|---------|--------|-------------|----------|--------|--------|
| 101-723 | 1/2" | FNPT x FNPT | T-1002ST | 30.72 | 120/10 |
| 101-724 | 3/4" | FNPT x FNPT | T-1002ST | 49.80 | 90/10 |
| 101-725 | 1" | FNPT x FNPT | T-1002ST | 66.33 | 60/6 |
| 101-726 | 1-1/4" | FNPT x FNPT | T-1002ST | 102.92 | 36/4 |
| 101-727 | 1-1/2" | FNPT x FNPT | T-1002ST | 125.60 | 24/4 |
| 101-728 | 2" | FNPT x FNPT | T-1002ST | 241.47 | 12/2 |

304 Stainless Steel Ball & Stem. Stainless steel handle sold separately.

Full Port Ball Valve, SS Ball & Stem w / LD

Traditional forged brass
ISO 9002, 600 CWP, 150 WSP
CSA certified, UL listed
FM approved



T-1002STLD

| | | | | | |
|---------|--------|-------------|------------|--------|--------|
| 101-733 | 1/2" | FNPT x FNPT | T-1002STLD | 29.99 | 120/10 |
| 101-734 | 3/4" | FNPT x FNPT | T-1002STLD | 56.23 | 90/10 |
| 101-735 | 1" | FNPT x FNPT | T-1002STLD | 69.99 | 90/10 |
| 101-736 | 1-1/4" | FNPT x FNPT | T-1002STLD | 112.63 | 60/6 |
| 101-737 | 1-1/2" | FNPT x FNPT | T-1002STLD | 148.00 | 36/4 |
| 101-738 | 2" | FNPT x FNPT | T-1002STLD | 287.16 | 12/2 |

304 Stainless Steel Ball & Stem with locking device.

Full Port Ball Valve, Locking Device

Traditional forged brass
ISO 9002, 600 CWP, 150 WSP
CSA certified, UL listed (1/2" - 2")
FM approved (1/2" - 2")



T-1002LD



| | | | | | |
|---------|--------|-------------|----------|--------|--------|
| 101-611 | 1/4" | FNPT x FNPT | T-1002LD | 17.49 | 180/10 |
| 101-612 | 3/8" | FNPT x FNPT | T-1002LD | 17.49 | 180/10 |
| 101-613 | 1/2" | FNPT x FNPT | T-1002LD | 17.49 | 120/10 |
| 101-614 | 3/4" | FNPT x FNPT | T-1002LD | 27.55 | 90/10 |
| 101-615 | 1" | FNPT x FNPT | T-1002LD | 36.39 | 60/6 |
| 101-616 | 1-1/4" | FNPT x FNPT | T-1002LD | 61.10 | 36/4 |
| 101-617 | 1-1/2" | FNPT x FNPT | T-1002LD | 75.60 | 24/4 |
| 101-618 | 2" | FNPT x FNPT | T-1002LD | 117.32 | 12/2 |

FNPT x Sweat Full Port Ball Valve

Traditional forged brass
ISO 9002, 600 CWP, 150 WSP



T-1007

For Connecting Boilers to Copper Tube

| | | | | | |
|---------|------|--------------|--------|-------|--------|
| 101-623 | 1/2" | FNPT x Sweat | T-1007 | 13.03 | 120/10 |
| 101-624 | 3/4" | FNPT x Sweat | T-1007 | 21.79 | 90/10 |
| 101-625 | 1" | FNPT x Sweat | T-1007 | 33.72 | 60/6 |

SPECIALTY BALL VALVES

Full Port Ball Valve, Locking Device

Traditional & no lead forged brass
 ISO 9002, 600 CWP (1/2" - 2"), 400 CWP (2-1/2" - 4")
 150 WSP
 NSF 61-G Listed (T/S-1001NL)
 UL listed (1/4" - 2" T-1001/T-1001NL)
 CSA certified 1/2, 5, 125 psig
 (1/4" & 1/2"-2" T-1001/T-1001NL)
 FM approved (1/2" - 2" T-1001/T-1001NL)



T-1001LD



| Part No. | Size | Configuration | Model No. | List Price | Cs/Ct |
|-----------|--------|---------------|------------|------------|--------|
| 101-053 | 1/2" | FNPT x FNPT | T-1001LD | 16.99 | 100/10 |
| 101-053NL | 1/2" | FNPT x FNPT | T-1001LDNL | 19.88 | 100/10 |
| 101-054 | 3/4" | FNPT x FNPT | T-1001LD | 26.28 | 100/10 |
| 101-054NL | 3/4" | FNPT x FNPT | T-1001LDNL | 29.67 | 100/10 |
| 101-055 | 1" | FNPT x FNPT | T-1001LD | 37.13 | 50/10 |
| 101-055NL | 1" | FNPT x FNPT | T-1001LDNL | 43.42 | 50/10 |
| 101-056 | 1-1/4" | FNPT x FNPT | T-1001LD | 55.89 | 20/10 |
| 101-056NL | 1-1/4" | FNPT x FNPT | T-1001LDNL | 65.36 | 20/10 |
| 101-057 | 1-1/2" | FNPT x FNPT | T-1001LD | 71.04 | 20/4 |
| 101-057NL | 1-1/2" | FNPT x FNPT | T-1001LDNL | 82.21 | 20/4 |
| 101-058 | 2" | FNPT x FNPT | T-1001LD | 104.92 | 20/4 |
| 101-058NL | 2" | FNPT x FNPT | T-1001LDNL | 120.20 | 20/4 |

Full Port Ball Valve with T-Handle

Traditional & no lead forged brass
 ISO 9002, 600 CWP, 150 WSP
 NSF 61-G Listed (T/S-1001NL)
 UL listed (1/4" - 2" T-1001/T-1001NL)
 CSA certified 1/2, 5, 125 psig
 (1/4" & 1/2"-2" T-1001/T-1001NL)
 FM approved
 (1/2" - 2" T-1001/T-1001NL)



T-1001T



S-1001T

| | | | | | |
|-----------|------|---------------|-----------|-------|--------|
| 101-653 | 1/2" | FNPT x FNPT | T-1001T | 10.53 | 100/10 |
| 101-653NL | 1/2" | FNPT x FNPT | T-1001TNL | 14.91 | 100/10 |
| 101-654 | 3/4" | FNPT x FNPT | T-1001T | 17.09 | 60/10 |
| 101-654NL | 3/4" | FNPT x FNPT | T-1001TNL | 20.86 | 60/10 |
| 101-655 | 1" | FNPT x FNPT | T-1001T | 27.28 | 50/5 |
| 101-655NL | 1" | FNPT x FNPT | T-1001TNL | 29.55 | 50/5 |
| 101-633 | 1/2" | Sweat x Sweat | S-1001T | 10.53 | 100/10 |
| 101-633NL | 1/2" | Sweat x Sweat | S-1001TNL | 14.91 | 100/10 |
| 101-634 | 3/4" | Sweat x Sweat | S-1001T | 17.09 | 60/10 |
| 101-634NL | 3/4" | Sweat x Sweat | S-1001TNL | 20.86 | 60/10 |
| 101-635 | 1" | Sweat x Sweat | S-1001T | 27.28 | 36/6 |
| 101-635NL | 1" | Sweat x Sweat | S-1001TNL | 29.55 | 36/6 |

No Lead Full Port Ball Valve, Compression

No lead forged brass
 ISO 9002, 600 CWP
 ANSI/NSF 61-G



T-1009NL

No lead DZR forged brass
 ISO 9002, 600 CWP
 ANSI/NSF 61-G
 UPC/IAPMO, 150 WSP



T-2009NL

| | | | | | |
|-----------|------|-------------|----------|-------|--------|
| 101-643NL | 1/2" | Comp x Comp | T-1009NL | 32.75 | 100/10 |
| 101-644NL | 3/4" | Comp x Comp | T-1009NL | 39.08 | 60/10 |
| 101-645NL | 1" | Comp x Comp | T-1009NL | 68.37 | 36/6 |

| | | | | | |
|-----------|------|-------------|----------|-------|-------|
| 101-453NL | 1/2" | Comp x Comp | T-2009NL | 16.99 | 96/12 |
| 101-454NL | 3/4" | Comp x Comp | T-2009NL | 29.85 | 64/8 |
| 101-455NL | 1" | Comp x Comp | T-2009NL | 45.01 | 36/6 |

With Drain


No lead DZR forged brass
 ISO 9002, 600 CWP
 ANSI/NSF 61-G
 UPC/IAPMO



 T-2002NL
 With Drain



| | | | | | |
|-----------|------|-------------|----------|-------|-------|
| 101-433NL | 1/2" | Comp x Comp | T-2002NL | 17.06 | 80/10 |
| 101-434NL | 3/4" | Comp x Comp | T-2002NL | 27.56 | 48/6 |
| 101-435NL | 1" | Comp x Comp | T-2002NL | 44.83 | 24/12 |








SPECIALTY BALL VALVES

| Full Port Three-Way Ball Valve | Part No. | Size | Configuration | Model No. | List Price | Cs/Ct |
|-----------------------------------------------------------------------------------------------------------------------------------------------------------|----------|--------|---------------|-----------|------------|--------|
| Forged brass ISO 9002, 600 CWP, 150 WSP L-port style  T-2100 | 101-441 | 1/4" | FNPT x FNPT | T-2100 | 11.99 | 100/10 |
| | 101-442 | 3/8" | FNPT x FNPT | T-2100 | 12.69 | 100/10 |
| | 101-443 | 1/2" | FNPT x FNPT | T-2100 | 17.19 | 60/6 |
| | 101-444 | 3/4" | FNPT x FNPT | T-2100 | 27.81 | 48/6 |
| | 101-445 | 1" | FNPT x FNPT | T-2100 | 42.36 | 24/6 |
| | 101-446 | 1-1/4" | FNPT x FNPT | T-2100 | 93.33 | 24/6 |
| | 101-447 | 1-1/2" | FNPT x FNPT | T-2100 | 158.22 | 24/6 |
| | 101-448 | 2" | FNPT x FNPT | T-2100 | 244.66 | 24/6 |

| Full Port Ball Valve with Cap & Chain | Part No. | Size | Configuration | Model No. | List Price | Cs/Ct |
|------------------------------------------------------------------------------------------------------------------------------------|----------|------|---------------|-----------|------------|-------|
| Forged brass ISO 9002, 600 CWP  T-1002CC | 101-570 | 3/4" | FNPT x MGHT | T-1002CC | 30.77 | 50/10 |

| T-2000 MxSNL Full Port Ball Valve | Part No. | Size | Configuration | Model No. | List Price | Cs/Ct |
|------------------------------------------------------------------------------------------------------------------------------------------------------------------------------------------------------------------------------------------------------------------------------------------|----------------------|------|---------------|-------------|------------|-------|
| No lead DZR forged brass 600 CWP, 150 WSP ANSI/NSF 61-G Third party certified IAPMO   T-2000MxSNL | NEW 101-684NL | 3/4" | MNPT x Sweat | T-2000MxSNL | 17.36 | 64/8 |

| Isolation Ball Valve - Flanged | Part No. | Size | Configuration | Model No. | List Price | Cs/Ct |
|------------------------------------------------------------------------------------------------------------------------------------------------------------------------------------------------------------------------------------------------------------|----------|--------|----------------|-----------|------------|-------|
| Forged brass ISO 9002, 600 CWP, 150 WSP Bolt set included   S-1002FLG | 101-074 | 3/4" | FNPT x Flange | T-1002FLG | 34.28 | 36/6 |
| | 101-075 | 1" | FNPT x Flange | T-1002FLG | 36.96 | 32/4 |
| | 101-076 | 1-1/4" | FNPT x Flange | T-1002FLG | 46.88 | 24/4 |
| | 101-094 | 3/4" | Sweat x Flange | S-1002FLG | 34.28 | 36/6 |
| | 101-095 | 1" | Sweat x Flange | S-1002FLG | 36.96 | 32/4 |
| | 101-096 | 1-1/4" | Sweat x Flange | S-1002FLG | 46.88 | 24/4 |

| Isolation Ball Valve - Rotating Flange | Part No. | Size | Configuration | Model No. | List Price | Cs/Ct |
|---------------------------------------------------------------------------------------------------------------------------------------------------------------------------------------------------------------------------------------------------------------------------------------------------------------------------------------------------------|----------|--------|----------------|------------|------------|-------|
| Forged brass ISO 9002, 600 CWP Bolt set included   T-2011RFLG  S-2011RFLG | 101-274 | 3/4" | FNPT x Flange | T-2011RFLG | 39.99 | 24/1 |
| | 101-275 | 1" | FNPT x Flange | T-2011RFLG | 46.11 | 18/1 |
| | 101-276 | 1-1/4" | FNPT x Flange | T-2011RFLG | 58.56 | 12/1 |
| | 101-294 | 3/4" | Sweat x Flange | S-2011RFLG | 39.99 | 24/1 |
| | 101-295 | 1" | Sweat x Flange | S-2011RFLG | 46.11 | 18/1 |
| | 101-296 | 1-1/4" | Sweat x Flange | S-2011RFLG | 58.56 | 12/1 |

Rotating flange for greater installation ease

SPECIALTY BALL VALVES

Isolation Ball Valve - Rotating Flange

Forged brass
ISO 9002, 600 CWP
Bolt set included



P-2011

NEW
NEW
NEW

| Part No. | Size | Configuration | Model No. | List Price | Cs/Ct |
|------------------------------|--------|----------------|-----------|------------|-------|
| Rotating Flange LegendPress™ | | | | | |
| 101-284 | 3/4" | Press x Flange | P-2011 | 44.43 | 24/1 |
| 101-285 | 1" | Press x Flange | P-2011 | 51.23 | 18/1 |
| 101-286 | 1-1/4" | Press x Flange | P-2011 | 65.07 | 12/1 |

Isolation Ball Valve - Rotating Flange & Purge

Forged brass
ISO 9002, 600 CWP
Bolt set included



T-2012RFLG



S-2012RFLG

| | | | | | |
|---------|--------|----------------|------------|-------|------|
| 101-174 | 3/4" | FNPT x Flange | T-2012RFLG | 44.34 | 24/1 |
| 101-175 | 1" | FNPT x Flange | T-2012RFLG | 52.41 | 18/1 |
| 101-176 | 1-1/4" | FNPT x Flange | T-2012RFLG | 66.71 | 12/1 |
| 101-194 | 3/4" | Sweat x Flange | S-2012RFLG | 44.34 | 24/1 |
| 101-195 | 1" | Sweat x Flange | S-2012RFLG | 52.41 | 18/1 |
| 101-196 | 1-1/4" | Sweat x Flange | S-2012RFLG | 66.71 | 12/1 |

Rotating flange for greater installation ease. Purge feature saves system down time.

LEGENDPRESS™ BALL VALVES

LegendPress™ Ball Valve

Traditional & no lead forged brass
ISO 9002
600 CWP (1/2", 3/4"),
500 CWP (1", 1-1/4")
400 CWP (1-1/2" - 4")
NSF 61-G Listed (P-200NL)

NSF


P-200

| | | | | | |
|-----------|--------|---------------|---------|--------|-------|
| 101-003 | 1/2" | Press x Press | P-200 | 19.29 | 50/5 |
| 101-003NL | 1/2" | Press x Press | P-200NL | 22.25 | 50/5 |
| 101-004 | 3/4" | Press x Press | P-200 | 28.89 | 30/5 |
| 101-004NL | 3/4" | Press x Press | P-200NL | 32.41 | 30/5 |
| 101-005 | 1" | Press x Press | P-200 | 41.56 | 18/3 |
| 101-005NL | 1" | Press x Press | P-200NL | 46.79 | 18/3 |
| 101-006 | 1-1/4" | Press x Press | P-200 | 61.90 | 12/2 |
| 101-006NL | 1-1/4" | Press x Press | P-200NL | 70.34 | 12/2 |
| 101-007 | 1-1/2" | Press x Press | P-200 | 108.51 | 10/2 |
| 101-007NL | 1-1/2" | Press x Press | P-200NL | 121.81 | 10/2 |
| 101-008 | 2" | Press x Press | P-200 | 147.38 | 8/2 |
| 101-008NL | 2" | Press x Press | P-200NL | 164.88 | 8/2 |
| 101-009 | 2-1/2" | Press x Press | P-200 | 287.85 | 2/1 |
| 101-009NL | 2-1/2" | Press x Press | P-200NL | 314.04 | 2/1 |
| 101-010 | 3" | Press x Press | P-200 | 419.93 | 2/1 |
| 101-010NL | 3" | Press x Press | P-200NL | 474.91 | 2/1 |
| 101-011 | 4" | Press x Press | P-200 | 772.82 | - / - |
| 101-011NL | 4" | Press x Press | P-200NL | 851.85 | - / - |

PUSH FIT BALL VALVES

Insta-Loc II™ Push Fit Ball Valve

No lead DZR forged brass
200 CWP, max. temp 250°F, DZR brass
ANSI/NSF 61-G, NSF 14, ASSE 1061
ISO 9002, UPC/IAPMO



P-2200NL

| | | | | | |
|-----------|------|-------------|----------|-------|--------|
| 456-003NL | 1/2" | Push x Push | P-2200NL | 20.17 | 100/10 |
| 456-004NL | 3/4" | Push x Push | P-2200NL | 27.37 | 100/10 |
| 456-005NL | 1" | Push x Push | P-2200NL | 42.04 | 50/5 |



PUSH FIT BALL VALVES**Insta-Loc II™ No Lead Drop Ear Push Fit Ball Valve**

No lead DZR forged brass, ISO 9002
200 CWP, Max. temp. 250°F
ANSI/NSF 61-G, NSF 14, ASSE 1061
UPC/IAPMO



P-2200NL Drop Ear



P-2200NL

| | | | | | | |
|------------|-----------|------|-------------|-------------------|-------|----|
| NEW | 456-023NL | 1/2" | Push x Push | P-2200NL Drop Ear | 21.81 | 10 |
| NEW | 456-024NL | 3/4" | Push x Push | P-2200NL Drop Ear | 31.25 | 10 |
| NEW | 456-025NL | 1" | Push x Push | P-2200NL Drop Ear | 55.47 | 5 |

| | | | | | | |
|------------|-----------|------|-------------|----------|-------|----|
| NEW | 456-013NL | 1/2" | Push x FNPT | P-2200NL | 21.25 | 10 |
| NEW | 456-014NL | 3/4" | Push x FNPT | P-2200NL | 29.89 | 10 |
| NEW | 456-015NL | 1" | Push x FNPT | P-2200NL | 58.28 | 5 |

PEX BALL VALVES**PEX End Ball Valve**

No lead forged brass
ANSI/NSF 61-G
ASTM F 1807, ISO 9002
400 CWP



T-806NL

T-805NL
Sweat x PEXT-805NL
MNPT x PEX

| | | | | | |
|-----------|------|-----------|---------|-------|--------|
| 101-582NL | 3/8" | PEX x PEX | T-806NL | 13.95 | 100/10 |
| 101-585NL | 1/2" | PEX x PEX | T-806NL | 10.53 | 120/10 |
| 101-586NL | 3/4" | PEX x PEX | T-806NL | 13.58 | 120/10 |
| 101-587NL | 1" | PEX x PEX | T-806NL | 19.67 | 50/5 |

| | | | | | |
|-----------|------|-------------|---------|-------|--------|
| 101-583NL | 1/2" | Sweat x PEX | T-805NL | 15.06 | 100/10 |
| 101-584NL | 3/4" | Sweat x PEX | T-805NL | 17.76 | 100/10 |

| | | | | | |
|-----------|------|------------|---------|-------|--------|
| 101-580NL | 1/2" | MNPT x PEX | T-805NL | 16.30 | 100/10 |
| 101-581NL | 3/4" | MNPT x PEX | T-805NL | 19.11 | 100/10 |

PEX End Ball Valve

No lead DZR forged brass
400 CWP, DZR, ANSI/NSF 61-G,
NSF 14, ISO 9002,
ASTM F 1807

T-2006NL
PEX x PEXT-2006NL
Tee handle

| | | | | | | |
|------------|-----------|--------|-----------|----------|-------|--------|
| NEW | 101-593NL | 1/2" | PEX x PEX | T-2006NL | 7.65 | 100/10 |
| NEW | 101-594NL | 3/4" | PEX x PEX | T-2006NL | 10.92 | 100/10 |
| NEW | 101-595NL | 1" | PEX x PEX | T-2006NL | 18.99 | 60/12 |
| NEW | 101-588NL | 1-1/4" | PEX x PEX | T-2006NL | 26.76 | 60/12 |
| NEW | 101-573NL | 1-1/2" | PEX x PEX | T-2006NL | 36.56 | 16/4 |
| NEW | 101-574NL | 2" | PEX x PEX | T-2006NL | 61.49 | 8/2 |

Tee Handle

| | | | | | | |
|------------|-----------|------|-----------|----------|-------|--------|
| NEW | 101-579NL | 1/2" | PEX x PEX | T-2006NL | 8.05 | 100/10 |
| NEW | 101-589NL | 3/4" | PEX x PEX | T-2006NL | 11.49 | 10/10 |

PEX BALL VALVES

PEX End Ball Valve (cont.)

No lead DZR forged brass
 400 CWP, ANSI/NSF 61-G NSF 14,
 ASTM F 1807, ISO 9002



T-2007NL
 PEX x PEX



T-2007NL
 Sweat x PEX



T-2005NL
 MNPT x PEX



T-2008NL
 PEX x PEX

| Part No. | Size | Configuration | Model No. | List Price | Cs/Ct |
|-----------------------------------|------|---------------|-----------|------------|--------|
| Tee Handle & Drainable | | | | | |
| 101-596NL | 1/2" | PEX x PEX | T-2007NL | 10.31 | 80/8 |
| 101-597NL | 3/4" | PEX x PEX | T-2007NL | 13.27 | 80/8 |
| 101-598NL | 1" | PEX x PEX | T-2007NL | 23.10 | 80/8 |
| 101-600NL | 1/2" | Sweat x PEX | T-2007NL | 10.17 | 80/8 |
| 101-601NL | 3/4" | Sweat x PEX | T-2007NL | 13.83 | 80/8 |
| 101-602NL | 1" | Sweat x PEX | T-2007NL | 23.01 | 80/8 |
| 101-590NL | 1/2" | MNPT x PEX | T-2005NL | 8.50 | 100/10 |
| 101-591NL | 3/4" | MNPT x PEX | T-2005NL | 12.33 | 80/8 |
| 101-592NL | 1" | MNPT x PEX | T-2005NL | 21.84 | 48/6 |
| Drop Ear | | | | | |
| 101-576NL | 1/2" | PEX x PEX | T-2008NL | 9.99 | 80/8 |
| 101-577NL | 3/4" | PEX x PEX | T-2008NL | 13.15 | 64/8 |
| NEW 101-578NL | 1" | PEX x PEX | T-2008NL | 20.47 | 36/6 |

PEX End Ball Valve (Cold Expansion)

No lead DZR forged brass
 400 CWP, ISO 9002, UPC/IAPMO
 ANSI/NSF 61-G, NSF 14
 ASTM F 1960 cold expansion



T-1960NL

| | | | | | |
|---------------|--------|-----------|----------|-------|--------|
| NEW 101-543NL | 1/2" | PEX x PEX | T-1960NL | 8.25 | 100/10 |
| NEW 101-544NL | 3/4" | PEX x PEX | T-1960NL | 13.06 | 100/10 |
| NEW 101-545NL | 1" | PEX x PEX | T-1960NL | 21.76 | 60/12 |
| NEW 101-546NL | 1-1/4" | PEX x PEX | T-1960NL | 38.92 | 24/6 |
| NEW 101-547NL | 1-1/2" | PEX x PEX | T-1960NL | 46.63 | 16/4 |
| NEW 101-548NL | 2" | PEX x PEX | T-1960NL | 86.40 | 8/2 |

Drainable with Drop Ear



Drop Ear & Drain

| | | | | | |
|---------------|------|-----------|----------|-------|------|
| NEW 101-563NL | 1/2" | PEX x PEX | T-1960NL | 11.69 | 48/6 |
| NEW 101-564NL | 3/4" | PEX x PEX | T-1960NL | 16.76 | 48/6 |
| NEW 101-565NL | 1" | PEX x PEX | T-1960NL | 29.91 | 36/6 |



MNPT x PEX

| | | | | | |
|---------------|------|------------|----------|-------|--------|
| NEW 101-463NL | 1/2" | MNPT x PEX | T-1960NL | 8.75 | 100/10 |
| NEW 101-464NL | 3/4" | MNPT x PEX | T-1960NL | 12.99 | 80/8 |
| NEW 101-465NL | 1" | MNPT x PEX | T-1960NL | 22.67 | 48/6 |

Did you know? Legend does not have a minimum order.



MINI BALL VALVES**MNPT x FNPT Large Port Ball Valves**

ISO 9002, 600 CWP (1/8" - 3/4"), 500 CWP (1" only)
150 WSP
CSA certified (1/2" - 1")
UL listed (1/2" - 1") - T-900 only not NL
NSF 61-G (T-900NL)



| Part No. | Size | Configuration | Model No. | List Price | Cs/Ct |
|-----------|------|---------------|------------|------------|--------|
| 101-520 | 1/8" | MNPT x FNPT | T-900MxF | 12.39 | 200/20 |
| 101-520NL | 1/8" | MNPT x FNPT | T-900MxFNL | 16.09 | 200/20 |
| 101-521 | 1/4" | MNPT x FNPT | T-900MxF | 12.39 | 200/20 |
| 101-521NL | 1/4" | MNPT x FNPT | T-900MxFNL | 16.09 | 200/20 |
| 101-522 | 3/8" | MNPT x FNPT | T-900MxF | 16.08 | 100/10 |
| 101-522NL | 3/8" | MNPT x FNPT | T-900MxFNL | 20.93 | 100/10 |
| 101-523 | 1/2" | MNPT x FNPT | T-900MxF | 17.92 | 100/10 |
| 101-523NL | 1/2" | MNPT x FNPT | T-900MxFNL | 20.93 | 100/10 |
| 101-524 | 3/4" | MNPT x FNPT | T-900MxF | 29.71 | 60/10 |
| 101-524NL | 3/4" | MNPT x FNPT | T-900MxFNL | 37.87 | 60/10 |
| 101-525 | 1" | MNPT x FNPT | T-900MxF | 43.39 | 36/6 |
| 101-525NL | 1" | MNPT x FNPT | T-900MxFNL | 54.13 | 36/6 |

MNPT x FNPT Ball Valve with Tee Handle

ISO 9002, 400 CWP, 125 WSP
NSF 61-G, (T-800TNL)



| | | | | | |
|-----------|------|-------------|--------------|-------|--------|
| 101-530 | 1/8" | MNPT x FNPT | T-900MxF-T | 12.39 | 200/20 |
| 101-530NL | 1/8" | MNPT x FNPT | T-900MxF-TNL | 16.09 | 200/20 |
| 101-531 | 1/4" | MNPT x FNPT | T-900MxF-T | 12.39 | 200/20 |
| 101-531NL | 1/4" | MNPT x FNPT | T-900MxF-TNL | 16.09 | 200/20 |
| 101-532 | 3/8" | MNPT x FNPT | T-900MxF-T | 15.59 | 100/10 |
| 101-532NL | 3/8" | MNPT x FNPT | T-900MxF-TNL | 20.30 | 100/10 |
| 101-533 | 1/2" | MNPT x FNPT | T-900MxF-T | 17.02 | 100/10 |
| 101-533NL | 1/2" | MNPT x FNPT | T-900MxF-TNL | 19.88 | 100/10 |
| 101-534 | 3/4" | MNPT x FNPT | T-900MxF-T | 28.82 | 60/10 |
| 101-534NL | 3/4" | MNPT x FNPT | T-900MxF-TNL | 36.73 | 60/10 |
| 101-535 | 1" | MNPT x FNPT | T-900MxF-T | 37.00 | 36/6 |
| 101-535NL | 1" | MNPT x FNPT | T-900MxF-TNL | 46.99 | 36/6 |

MICRO BALL™ Lever Handle

ISO 9002, 400 CWP, 125 WSP



| | | | | | |
|---------|------|-------------|-------|-------|--------|
| 101-000 | 1/8" | FNPT x FNPT | T-810 | 10.00 | 200/20 |
| 101-001 | 1/4" | FNPT x FNPT | T-810 | 9.00 | 200/20 |

MICRO BALL™ Tee Handle

ISO 9002, 400 CWP, 125 WSP
NSF 61-G, (T-800TNL)



| | | | | | |
|-----------|------|-------------|----------|-------|--------|
| 101-540 | 1/8" | FNPT x FNPT | T-800T | 9.70 | 200/20 |
| 101-540NL | 1/8" | FNPT x FNPT | T-800TNL | 12.85 | 200/20 |
| 101-541 | 1/4" | FNPT x FNPT | T-800T | 8.73 | 200/20 |
| 101-541NL | 1/4" | FNPT x FNPT | T-800TNL | 10.63 | 200/20 |

Ball Valve Test Cock, Screwdriver Slot

ISO 9002, 600 CWP, 150 WSP
ANSI/NSF 61-G
Third party certified Truesdail



| | | | | | |
|-----------|-------------|-------------|---------|-------|--------|
| 101-550NL | 1/4" x 1/8" | FNPT x MNPT | T-801NL | 10.61 | 200/20 |
| 101-551NL | 1/4" | FNPT x MNPT | T-801NL | 10.61 | 200/20 |

MINI BALL VALVES

Stainless Steel Mini Ball Valve

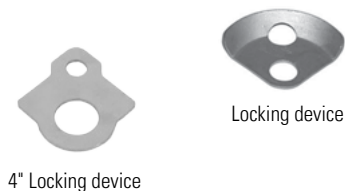
ISO 9002, 800 CWP, 150 WSP
with tee handle
Naturally lead free



| Part No. | Size | Configuration | Model No. | List Price | Cs/Ct |
|----------|------|---------------|------------|------------|--------|
| 113-301 | 1/4" | FNPT x FNPT | T-710T | 36.89 | 240/60 |
| 113-311 | 1/4" | MNPT x FNPT | T-710MxF-T | 34.00 | 240/60 |

BALL VALVE ACCESSORIES

Accessories



4" Locking device



Locking device

Fits Models 1001, 1004, 1100, 1009, 806, P-200. Does not fit T-handle ball valves

| | | | | |
|--------------------|---------------|----------------|-------|-------|
| 101-954 | 1/4" - 1/2" | Locking Device | 5.00 | - / - |
| 101-955 | 3/4" - 1-1/4" | Locking Device | 6.08 | - / - |
| 101-956 | 1-1/2" - 2" | Locking Device | 9.22 | - / - |
| 101-957 | 2-1/2" - 3" | Locking Device | 11.71 | - / - |
| NEW 101-950 | 4" | Locking Device | 15.80 | 20 |



Memory stop

Fits Models 1001, 1004, 1100, 1009, 806, P-200

| | | | | |
|---------|---------------|-------------|------|-------|
| 101-951 | 1/4" - 1/2" | Memory Stop | 4.76 | - / - |
| 101-952 | 3/4" - 1-1/4" | Memory Stop | 4.76 | - / - |
| 101-953 | 1-1/2" - 2" | Memory Stop | 4.76 | - / - |



Stem extension

Fits Models 1001, 1004, 1100, 1009, 806, 805, P-200

| | | | | |
|----------|---------------|----------------|-------|-------|
| 101-958* | 3/8" - 1/2" | Stem Extension | 8.98 | - / - |
| 101-959 | 3/4" - 1-1/4" | Stem Extension | 11.04 | - / - |
| 101-960 | 1-1/2" - 2" | Stem Extension | 20.53 | - / - |
| 101-964 | 2-1/2" - 3" | Stem Extension | 29.40 | - / - |
| 101-965 | 4" | Stem Extension | 40.97 | - / - |

**101-958 fits 1/2" & 3/4" T-806 PEX ball valves*



Extension handle

Fits Models 1001, 1004, 1100, 1009, 806, 805, P-200

| | | | | |
|---------|---------------|------------------|-------|-------|
| 101-931 | 3/8" - 1/2" | Extension Handle | 7.67 | - / - |
| 101-932 | 3/4" - 1-1/4" | Extension Handle | 7.85 | - / - |
| 101-933 | 1-1/2" - 2" | Extension Handle | 10.21 | - / - |



T-Handle

Fits Models 1001, 1004, 1100, 1009, 806, 805, P-200

| | | | | |
|---------|---------------|----------|------|-------|
| 101-961 | 1/8" - 1/4" | T-handle | 6.59 | - / - |
| 101-962 | 3/8" - 1/2" | T-handle | 6.99 | - / - |
| 101-963 | 3/4" - 1-1/4" | T-handle | 7.59 | - / - |




Handle & nut


Fits Model T/S-1002


| | | | | | |
|---------|-----------------|-----------------|--------------|-------|-------|
| 101-982 | 1/4" - 1/2" | Stainless Steel | Handle & Nut | 6.59 | - / - |
| 101-983 | 3/4" - 1" | Stainless Steel | Handle & Nut | 10.41 | - / - |
| 101-984 | 1-1/4" - 1-1/2" | Stainless Steel | Handle & Nut | 15.97 | - / - |
| 101-985 | 2" - 3" | Stainless Steel | Handle & Nut | 31.66 | - / - |

STAINLESS STEEL BALL VALVES - INVESTMENT CAST

| 3-Piece 316 Stainless Steel Full Port Ball Valve | Part No. | Size | Configuration | Model No. | List Price | Cs/Ct |
|--------------------------------------------------------------------------------------------------------------------------------------------------|----------|--------|---------------|-----------|------------|-------|
| ISO 9002, 1000 CWP, 150 WSP Naturally lead free  T-717 | 113-161 | 1/4" | FNPT x FNPT | T-717 | 45.40 | 48/12 |
| | 113-162 | 3/8" | FNPT x FNPT | T-717 | 45.40 | 48/12 |
| | 113-163 | 1/2" | FNPT x FNPT | T-717 | 57.23 | 36/9 |
| | 113-164 | 3/4" | FNPT x FNPT | T-717 | 70.75 | 32/8 |
| | 113-165 | 1" | FNPT x FNPT | T-717 | 96.84 | 24/6 |
| | 113-166 | 1-1/4" | FNPT x FNPT | T-717 | 144.28 | 16/4 |
| | 113-167 | 1-1/2" | FNPT x FNPT | T-717 | 201.63 | 8/2 |
| | 113-168 | 2" | FNPT x FNPT | T-717 | 285.47 | 8/2 |

| 2-Piece 316 Stainless Steel Full Port Ball Valve | Part No. | Size | Configuration | Model No. | List Price | Cs/Ct |
|--------------------------------------------------------------------------------------------------------------------------------------------------|----------|--------|---------------|-----------|------------|-------|
| ISO 9002, 1000 CWP, 150 WSP Naturally lead free  T-712 | 113-141 | 1/4" | FNPT x FNPT | T-712 | 36.67 | 80/10 |
| | 113-142 | 3/8" | FNPT x FNPT | T-712 | 36.67 | 80/10 |
| | 113-143 | 1/2" | FNPT x FNPT | T-712 | 45.01 | 80/10 |
| | 113-144 | 3/4" | FNPT x FNPT | T-712 | 58.35 | 60/10 |
| | 113-145 | 1" | FNPT x FNPT | T-712 | 83.91 | 36/6 |
| | 113-146 | 1-1/4" | FNPT x FNPT | T-712 | 118.70 | 24/6 |
| | 113-147 | 1-1/2" | FNPT x FNPT | T-712 | 165.65 | 12/2 |
| | 113-148 | 2" | FNPT x FNPT | T-712 | 225.00 | 8/2 |
| | 113-109 | 2-1/2" | FNPT x FNPT | T-712 | 666.80 | 4/1 |
| | 113-110 | 3" | FNPT x FNPT | T-712 | 763.30 | - / - |
| | 113-111 | 4" | FNPT x FNPT | T-712 | 1649.53 | - / - |

| 2-Piece 316 Stainless Steel Large Port Ball Valve | Part No. | Size | Configuration | Model No. | List Price | Cs/Ct |
|--------------------------------------------------------------------------------------------------------------------------------------------------------------------------------------------|----------|--------|---------------|-----------|------------|-------|
| ISO 9002, 150 WSP 2000 CWP (1/4" - 1") 1500 CWP (1-1/4" - 2") Naturally lead free  T-715 | 113-101 | 1/4" | FNPT x FNPT | T-715 | 38.00 | 80/10 |
| | 113-102 | 3/8" | FNPT x FNPT | T-715 | 38.00 | 80/10 |
| | 113-103 | 1/2" | FNPT x FNPT | T-715 | 43.66 | 60/10 |
| | 113-104 | 3/4" | FNPT x FNPT | T-715 | 58.35 | 60/10 |
| | 113-105 | 1" | FNPT x FNPT | T-715 | 83.50 | 36/6 |
| | 113-106 | 1-1/4" | FNPT x FNPT | T-715 | 106.53 | 24/6 |
| | 113-107 | 1-1/2" | FNPT x FNPT | T-715 | 139.15 | 16/4 |
| | 113-108 | 2" | FNPT x FNPT | T-715 | 205.08 | 8/2 |

| 1-Piece 316 Stainless Steel Conv. Port Ball Valve | Part No. | Size | Configuration | Model No. | List Price | Cs/Ct |
|---------------------------------------------------------------------------------------------------------------------------------------------------|----------|--------|---------------|-----------|------------|--------|
| ISO 9002, 800 CWP, 150 WSP Naturally lead free  T-710 | 113-120* | 1/8" | FNPT x FNPT | T-710 | 34.52 | 160/10 |
| | 113-121 | 1/4" | FNPT x FNPT | T-710 | 25.03 | 160/10 |
| | 113-122 | 3/8" | FNPT x FNPT | T-710 | 26.74 | 160/10 |
| | 113-123 | 1/2" | FNPT x FNPT | T-710 | 32.81 | 100/10 |
| | 113-124 | 3/4" | FNPT x FNPT | T-710 | 39.49 | 80/10 |
| | 113-125 | 1" | FNPT x FNPT | T-710 | 58.79 | 48/6 |
| | 113-126 | 1-1/4" | FNPT x FNPT | T-710 | 78.46 | 24/6 |
| | 113-127 | 1-1/2" | FNPT x FNPT | T-710 | 97.89 | 16/4 |
| | 113-128 | 2" | FNPT x FNPT | T-710 | 123.66 | 8/2 |

*Note: 1/8" not locking

CARBON STEEL BALL VALVES - INVESTMENT CAST
2-Piece Carbon Steel Full Port Ball Valve

 ISO 9002, 150 WSP
 2000 CWP (1/4" - 1")
 1500 CWP (1-1/4" - 2")
 MSS-SP110
 Naturally lead free


T-730

| Part No. | Size | Configuration | Model No. | List Price | Cs/Ct |
|----------|--------|---------------|-----------|------------|-------|
| 113-221 | 1/4" | FNPT x FNPT | T-730 | 35.15 | 80/10 |
| 113-222 | 3/8" | FNPT x FNPT | T-730 | 35.15 | 80/10 |
| 113-223 | 1/2" | FNPT x FNPT | T-730 | 41.05 | 60/10 |
| 113-224 | 3/4" | FNPT x FNPT | T-730 | 51.00 | 60/10 |
| 113-225 | 1" | FNPT x FNPT | T-730 | 73.15 | 36/6 |
| 113-226 | 1-1/4" | FNPT x FNPT | T-730 | 98.27 | 24/6 |
| 113-227 | 1-1/2" | FNPT x FNPT | T-730 | 141.57 | 12/2 |
| 113-228 | 2" | FNPT x FNPT | T-730 | 201.51 | 8/2 |

2-Piece Carbon Steel Large Port Ball Valve

 ISO 9002, 150 WSP
 2000 CWP (1/4" - 1")
 1500 CWP (1-1/4" - 2")
 Naturally lead free


T-725

| | | | | | |
|---------|--------|-------------|-------|--------|-------|
| 113-211 | 1/4" | FNPT x FNPT | T-725 | 36.33 | 80/10 |
| 113-212 | 3/8" | FNPT x FNPT | T-725 | 36.33 | 80/10 |
| 113-213 | 1/2" | FNPT x FNPT | T-725 | 40.81 | 60/10 |
| 113-214 | 3/4" | FNPT x FNPT | T-725 | 54.33 | 60/10 |
| 113-215 | 1" | FNPT x FNPT | T-725 | 80.98 | 36/6 |
| 113-216 | 1-1/4" | FNPT x FNPT | T-725 | 99.20 | 24/4 |
| 113-217 | 1-1/2" | FNPT x FNPT | T-725 | 129.49 | 16/4 |
| 113-218 | 2" | FNPT x FNPT | T-725 | 177.46 | 8/2 |

1-Piece Carbon Steel Conv. Port Ball Valve

 ISO 9002
 2000 CWP (1/4" - 1"), 150 WSP
 1500 CWP (1-1/4" - 2")
 Naturally lead free


T-720

| | | | | | |
|---------|--------|-------------|-------|--------|--------|
| 113-201 | 1/4" | FNPT x FNPT | T-720 | 24.79 | 160/10 |
| 113-202 | 3/8" | FNPT x FNPT | T-720 | 26.89 | 160/10 |
| 113-203 | 1/2" | FNPT x FNPT | T-720 | 33.26 | 60/10 |
| 113-204 | 3/4" | FNPT x FNPT | T-720 | 40.17 | 40/10 |
| 113-205 | 1" | FNPT x FNPT | T-720 | 49.95 | 36/6 |
| 113-206 | 1-1/4" | FNPT x FNPT | T-720 | 85.58 | 24/6 |
| 113-207 | 1-1/2" | FNPT x FNPT | T-720 | 102.35 | 16/4 |
| 113-208 | 2" | FNPT x FNPT | T-720 | 112.29 | 8/2 |

GAS BALL VALVES
Drip Leg Kit


Includes 1/2" x 3" & 1/2" X 6" Black Nipples, 1/2" Union, Tee, Cap & Valve

| | | | |
|---------|----------------------|-------|-------|
| 102-836 | 1/2" Kit with T-3000 | 25.51 | - / - |
| 102-837 | 1/2" Kit with T-3005 | 23.97 | - / - |

Blue Top™ Patented One-Piece Design

 Forged brass, 175 psi
 CSA Certified, UL listed (1/2" & 3/4" only)
 ISO 9002


T-3000

 Flare x FNPT
 T-3000

| | | | | | |
|---------|------|-------------|--------|-------|--------|
| 102-102 | 3/8" | FNPT x FNPT | T-3000 | 13.08 | 100/10 |
| 102-103 | 1/2" | FNPT x FNPT | T-3000 | 9.48 | 100/10 |
| 102-104 | 3/4" | FNPT x FNPT | T-3000 | 14.01 | 100/10 |

See T-1001 on page 10 for 1-1/4" to 3" CSA gas ball valves

| | | | | | |
|---------|-------------|--------------|--------|-------|--------|
| 102-112 | 3/8" x 1/2" | Flare x FNPT | T-3000 | 12.45 | 100/10 |
| 102-113 | 1/2" x 1/2" | Flare x FNPT | T-3000 | 12.45 | 100/10 |
| 102-118 | 1/2" x 3/4" | Flare x FNPT | T-3000 | 21.24 | 100/10 |



GAS BALL VALVES**Blue Top™ Patented One-Piece Design (cont.)**

Forged brass, 175 psi
CSA certified, UL listed (1/2" & 3/4" only)
ISO 9002



Flare x MNPT
T-3000



Flare x Flare
T-3000



Flare x FNPT T-3000



FNPT x Texas
Pattern-3000



T-3000A Angle

Massachusetts Code



T-3001



T-3002



FNPT x FNPT
T-3100



Flare x Flare
T-3100

| Part No. | Size | Configuration | Model No. | List Price | Cs/Ct |
|--------------------|------------------------|---------------|---------------------|------------|--------|
| 102-121 | 5/8" (15/16-16) x 1/2" | Flare x FNPT | T-3000 | 17.68 | 100/10 |
| 102-114 | 5/8" (7/8-14) x 3/4" | Flare x FNPT | T-3000 | 22.16 | 100/10 |
| 102-115 | 5/8" (15/16-16) x 3/4" | Flare x FNPT | T-3000 | 22.16 | 100/10 |
| 102-212 | 3/8" x 1/2" | Flare x MNPT | T-3000 | 14.87 | 100/10 |
| 102-213 | 1/2" x 1/2" | Flare x MNPT | T-3000 | 14.87 | 100/10 |
| 102-312 | 3/8" x 3/8" | Flare x Flare | T-3000 | 15.79 | 100/10 |
| 102-313 | 1/2" x 1/2" | Flare x Flare | T-3000 | 15.79 | 100/10 |
| 102-314 | 5/8" x 5/8" | Flare x Flare | T-3000 | 24.50 | 100/10 |
| 102-413 | 1/2" x 1/8" | FNPT x Texas | T-3000 | 16.23 | 100/10 |
| 102-414 | 3/4" x 1/8" | FNPT x Texas | T-3000 | 22.08 | 100/10 |
| 102-119 | 3/8" (9/16-24) x 1/2" | Flare x FNPT | T-3000 Heater Valve | 15.62 | 100/10 |
| Angle Valve | | | | | |
| 102-122 | 3/8" x 1/2" | Flare x FNPT | T-3000A | 20.81 | 100/10 |
| 102-120 | 5/8" (15/16-16) x 3/4" | Flare x FNPT | T-3000A | 27.84 | 100/10 |
| 102-612 | 3/8" | FNPT x FNPT | T-3001 T-handle | 12.01 | 100/10 |
| 102-613 | 1/2" | FNPT x FNPT | T-3001 T-handle | 9.46 | 100/10 |
| 102-614 | 3/4" | FNPT x FNPT | T-3001 T-handle | 14.75 | 100/10 |
| 102-615 | 1" | FNPT x FNPT | T-3001 T-handle | 30.40 | 36/6 |
| 102-616 | 1-1/4" | FNPT x FNPT | T-3001 T-handle | 61.00 | 24/4 |
| 102-617 | 1-1/2" | FNPT x FNPT | T-3001 T-handle | 77.60 | 24/4 |
| 102-618 | 2" | FNPT x FNPT | T-3001 T-handle | 103.66 | 12/2 |
| 102-713 | 1/2" | FNPT x FNPT | T-3002 Flathead | 11.39 | 100/10 |
| 102-714 | 3/4" | FNPT x FNPT | T-3002 Flathead | 14.16 | 100/10 |
| 102-513 | 1/2" | FNPT x FNPT | T-3100 Sidetap | 15.79 | 100/10 |
| 102-514 | 3/4" | FNPT x FNPT | T-3100 Sidetap | 22.08 | 100/10 |
| 102-515 | 1" | FNPT x FNPT | T-3100 Sidetap | 37.61 | 36/6 |
| 102-522 | 3/8" | Flare x Flare | T-3100 Sidetap | 20.61 | 100/10 |
| 102-523 | 1/2" | Flare x Flare | T-3100 Sidetap | 21.69 | 100/10 |

Red Top™ Economy Gas Ball Valve

Forged brass
400 psi, CSA Certified
UL Listed (1/2" & 3/4")
Massachusetts code compliant
ISO 9002



T-3005

| | | | | | |
|---------|------|-------------|--------|-------|--------|
| 102-903 | 1/2" | FNPT x FNPT | T-3005 | 7.32 | 144/12 |
| 102-904 | 3/4" | FNPT x FNPT | T-3005 | 10.94 | 144/12 |
| 102-905 | 1" | FNPT x FNPT | T-3005 | 20.13 | 60/6 |

STAINLESS STEEL GATE VALVES

316 Stainless Steel Gate Valve

600 CWP, 125 WSP
Naturally lead free



T-751

| Part No. | Size | Configuration | Model No. | List Price | Cs/Ct |
|----------|--------|---------------|-----------|------------|-------|
| 113-403 | 1/2" | FNPT x FNPT | T-751 | 81.57 | 48/12 |
| 113-404 | 3/4" | FNPT x FNPT | T-751 | 87.71 | 48/12 |
| 113-405 | 1" | FNPT x FNPT | T-751 | 137.77 | 40/10 |
| 113-406 | 1-1/4" | FNPT x FNPT | T-751 | 175.00 | 20/5 |
| 113-407 | 1-1/2" | FNPT x FNPT | T-751 | 238.41 | 16/4 |
| 113-408 | 2" | FNPT x FNPT | T-751 | 248.83 | 8/2 |

BRONZE GATE VALVES

Rising Stem

300 CWP, 150 WSP, conforms to MSS SP-80



T-416

| | | | | | |
|---------|--------|-------------|-------|--------|------|
| 104-613 | 1/2" | FNPT x FNPT | T-416 | 41.75 | 84/6 |
| 104-614 | 3/4" | FNPT x FNPT | T-416 | 62.27 | 50/5 |
| 104-615 | 1" | FNPT x FNPT | T-416 | 93.64 | 35/5 |
| 104-616 | 1-1/4" | FNPT x FNPT | T-416 | 126.22 | 28/4 |
| 104-617 | 1-1/2" | FNPT x FNPT | T-416 | 169.00 | 16/4 |
| 104-618 | 2" | FNPT x FNPT | T-416 | 242.37 | 12/1 |

Screw-Over Bonnet

ISO 9002, 200 CWP, 125 WSP, conforms to MSS SP-80



T-414

S-414

| | | | | | |
|---------|--------|---------------|-------|-------|-------|
| 104-653 | 1/2" | FNPT x FNPT | T-414 | 18.47 | 120/6 |
| 104-654 | 3/4" | FNPT x FNPT | T-414 | 25.69 | 84/6 |
| 104-655 | 1" | FNPT x FNPT | T-414 | 34.86 | 60/5 |
| 104-656 | 1-1/4" | FNPT x FNPT | T-414 | 47.26 | 40/4 |
| 104-657 | 1-1/2" | FNPT x FNPT | T-414 | 65.46 | 28/4 |
| 104-658 | 2" | FNPT x FNPT | T-414 | 99.17 | 18/3 |
| 104-663 | 1/2" | Sweat x Sweat | S-414 | 18.47 | 120/6 |
| 104-664 | 3/4" | Sweat x Sweat | S-414 | 25.69 | 84/6 |
| 104-665 | 1" | Sweat x Sweat | S-414 | 34.86 | 60/5 |
| 104-666 | 1-1/4" | Sweat x Sweat | S-414 | 47.26 | 40/4 |
| 104-667 | 1-1/2" | Sweat x Sweat | S-414 | 65.46 | 28/4 |
| 104-668 | 2" | Sweat x Sweat | S-414 | 99.17 | 18/3 |

Inserted Bonnet

ISO 9002, 200 CWP, 125 WSP




T-415

| | | | | | |
|---------|--------|-------------|-------|--------|--------|
| 104-501 | 1/4" | FNPT x FNPT | T-415 | 18.34 | 120/10 |
| 104-502 | 3/8" | FNPT x FNPT | T-415 | 18.34 | 120/10 |
| 104-503 | 1/2" | FNPT x FNPT | T-415 | 18.34 | 120/10 |
| 104-504 | 3/4" | FNPT x FNPT | T-415 | 25.72 | 90/10 |
| 104-505 | 1" | FNPT x FNPT | T-415 | 37.20 | 60/5 |
| 104-506 | 1-1/4" | FNPT x FNPT | T-415 | 56.49 | 40/5 |
| 104-507 | 1-1/2" | FNPT x FNPT | T-415 | 72.25 | 32/4 |
| 104-508 | 2" | FNPT x FNPT | T-415 | 110.75 | 20/2 |
| 104-509 | 2-1/2" | FNPT x FNPT | T-415 | 233.87 | 12/2 |
| 104-510 | 3" | FNPT x FNPT | T-415 | 351.70 | 8/1 |
| 104-511 | 4" | FNPT x FNPT | T-415 | 687.09 | 4/1 |



BRONZE GATE VALVES

| Inserted Bonnet (cont.) | Part No. | Size | Configuration | Model No. | List Price | Cs/Ct |
|--------------------------------------------------------------------------------------------------------------------------|----------|--------|---------------|-----------|------------|--------|
|  S-415 ISO 9002, 200 CWP, 125 WSP | 104-603 | 1/2" | Sweat x Sweat | S-415 | 18.34 | 120/10 |
| | 104-604 | 3/4" | Sweat x Sweat | S-415 | 25.72 | 90/10 |
| | 104-605 | 1" | Sweat x Sweat | S-415 | 37.20 | 60/5 |
| | 104-606 | 1-1/4" | Sweat x Sweat | S-415 | 56.49 | 40/5 |
| | 104-607 | 1-1/2" | Sweat x Sweat | S-415 | 72.25 | 32/4 |
| | 104-608 | 2" | Sweat x Sweat | S-415 | 110.75 | 20/2 |
| | 104-609 | 2-1/2" | Sweat x Sweat | S-415 | 233.87 | 10/2 |
| | 104-610 | 3" | Sweat x Sweat | S-415 | 351.70 | 6/2 |
| | 104-611 | 4" | Sweat x Sweat | S-415 | 687.09 | 4/1 |

T-420 Quick Opening Gate ValveTPR coated handle
200 CWP

| | | | | | |
|---------|----|-------------|-------|--------|---|
| 104-416 | 3" | FNPT x FNPT | T-420 | 189.00 | 1 |
| 104-417 | 4" | FNPT x FNPT | T-420 | 325.55 | 1 |

T-420 Brass HandleReplacement handle for T-420 quick
opening gate valve.

| | | | | | |
|---------|----|--------|-------|-------|-------|
| 104-414 | 3" | Handle | T-420 | 14.99 | 50/10 |
| 104-415 | 4" | Handle | T-420 | 15.29 | 50/10 |

BRASS GATE VALVES**Brass Gate Valve**Traditional & no lead brass
ISO 9002, 200 CWP
ANSI/NSF 61-G (T/S-401NL)

| | | | | | |
|-----------|--------|-------------|---------|--------|--------|
| 104-301 | 1/4" | FNPT x FNPT | T-401 | 11.99 | 120/10 |
| 104-302 | 3/8" | FNPT x FNPT | T-401 | 11.83 | 120/10 |
| 104-303 | 1/2" | FNPT x FNPT | T-401 | 11.09 | 120/10 |
| 104-303NL | 1/2" | FNPT x FNPT | T-401NL | 15.02 | 120/10 |
| 104-304 | 3/4" | FNPT x FNPT | T-401 | 15.67 | 90/10 |
| 104-304NL | 3/4" | FNPT x FNPT | T-401NL | 20.56 | 90/10 |
| 104-305 | 1" | FNPT x FNPT | T-401 | 24.23 | 60/5 |
| 104-305NL | 1" | FNPT x FNPT | T-401NL | 32.64 | 60/5 |
| 104-306 | 1-1/4" | FNPT x FNPT | T-401 | 34.75 | 40/5 |
| 104-306NL | 1-1/4" | FNPT x FNPT | T-401NL | 45.70 | 40/5 |
| 104-307 | 1-1/2" | FNPT x FNPT | T-401 | 41.58 | 32/4 |
| 104-307NL | 1-1/2" | FNPT x FNPT | T-401NL | 54.93 | 32/4 |
| 104-308 | 2" | FNPT x FNPT | T-401 | 63.28 | 20/2 |
| 104-308NL | 2" | FNPT x FNPT | T-401NL | 86.77 | 20/2 |
| 104-309 | 2-1/2" | FNPT x FNPT | T-401 | 144.45 | 12/2 |
| 104-310 | 3" | FNPT x FNPT | T-401 | 188.33 | 8/1 |
| 104-311 | 4" | FNPT x FNPT | T-401 | 339.36 | 8/1 |

BRASS GATE VALVES

Brass Gate Valve (cont.)

Traditional & no lead brass
ISO 9002, 200 CWP
ANSI/NSF 61-G (T/S-401NL)



S-401

| Part No. | Size | Configuration | Model No. | List Price | Cs/Ct |
|-----------|--------|---------------|-----------|------------|--------|
| 104-403 | 1/2" | Sweat x Sweat | S-401 | 11.09 | 120/10 |
| 104-403NL | 1/2" | Sweat x Sweat | S-401NL | 15.02 | 120/10 |
| 104-404 | 3/4" | Sweat x Sweat | S-401 | 15.67 | 90/10 |
| 104-404NL | 3/4" | Sweat x Sweat | S-401NL | 20.56 | 90/10 |
| 104-405 | 1" | Sweat x Sweat | S-401 | 24.23 | 60/5 |
| 104-405NL | 1" | Sweat x Sweat | S-401NL | 32.64 | 60/5 |
| 104-406 | 1-1/4" | Sweat x Sweat | S-401 | 34.75 | 40/5 |
| 104-406NL | 1-1/4" | Sweat x Sweat | S-401NL | 45.70 | 40/5 |
| 104-407 | 1-1/2" | Sweat x Sweat | S-401 | 41.58 | 32/4 |
| 104-407NL | 1-1/2" | Sweat x Sweat | S-401NL | 54.93 | 32/4 |
| 104-408 | 2" | Sweat x Sweat | S-401 | 63.28 | 20/2 |
| 104-408NL | 2" | Sweat x Sweat | S-401NL | 86.77 | 20/2 |
| 104-409 | 2-1/2" | Sweat x Sweat | S-401 | 144.45 | 12/2 |
| 104-410 | 3" | Sweat x Sweat | S-401 | 188.33 | 8/1 |

Economy Brass Gate Valve

Traditional & no lead brass
ISO 9002, 200 CWP
NSF 61-G (T/S-408NL)



T-408

| | | | | | |
|-----------|--------|-------------|---------|--------|--------|
| 104-703 | 1/2" | FNPT x FNPT | T-408 | 10.44 | 120/10 |
| 104-703NL | 1/2" | FNPT x FNPT | T-408NL | 14.41 | 120/10 |
| 104-704 | 3/4" | FNPT x FNPT | T-408 | 13.97 | 80/10 |
| 104-704NL | 3/4" | FNPT x FNPT | T-408NL | 19.64 | 80/10 |
| 104-705 | 1" | FNPT x FNPT | T-408 | 20.52 | 60/5 |
| 104-705NL | 1" | FNPT x FNPT | T-408NL | 31.01 | 60/5 |
| 104-706 | 1-1/4" | FNPT x FNPT | T-408 | 30.35 | 40/5 |
| 104-706NL | 1-1/4" | FNPT x FNPT | T-408NL | 41.16 | 40/5 |
| 104-707 | 1-1/2" | FNPT x FNPT | T-408 | 37.45 | 30/5 |
| 104-707NL | 1-1/2" | FNPT x FNPT | T-408NL | 52.35 | 30/5 |
| 104-708 | 2" | FNPT x FNPT | T-408 | 57.58 | 24/2 |
| 104-708NL | 2" | FNPT x FNPT | T-408NL | 79.62 | 24/2 |
| 104-709 | 2-1/2" | FNPT x FNPT | T-408 | 125.40 | 10/1 |
| 104-709NL | 2-1/2" | FNPT x FNPT | T-408NL | 161.87 | 10/1 |
| 104-710 | 3" | FNPT x FNPT | T-408 | 159.50 | 6/1 |
| 104-710NL | 3" | FNPT x FNPT | T-408NL | 214.39 | 6/1 |
| 104-711 | 4" | FNPT x FNPT | T-408 | 280.49 | 4/1 |
| 104-711NL | 4" | FNPT x FNPT | T-408NL | 366.06 | 4/1 |



S-408

| | | | | | |
|-----------|--------|---------------|---------|-------|--------|
| 104-723 | 1/2" | Sweat x Sweat | S-408 | 10.44 | 120/10 |
| 104-723NL | 1/2" | Sweat x Sweat | S-408NL | 14.41 | 120/10 |
| 104-724 | 3/4" | Sweat x Sweat | S-408 | 13.97 | 80/10 |
| 104-724NL | 3/4" | Sweat x Sweat | S-408NL | 19.64 | 80/10 |
| 104-725 | 1" | Sweat x Sweat | S-408 | 20.52 | 60/5 |
| 104-725NL | 1" | Sweat x Sweat | S-408NL | 31.01 | 60/5 |
| 104-726 | 1-1/4" | Sweat x Sweat | S-408 | 30.35 | 40/5 |
| 104-726NL | 1-1/4" | Sweat x Sweat | S-408NL | 41.16 | 40/5 |
| 104-727 | 1-1/2" | Sweat x Sweat | S-408 | 37.45 | 30/5 |
| 104-727NL | 1-1/2" | Sweat x Sweat | S-408NL | 52.35 | 30/5 |
| 104-728 | 2" | Sweat x Sweat | S-408 | 57.58 | 24/2 |
| 104-728NL | 2" | Sweat x Sweat | S-408NL | 79.62 | 24/2 |



BRASS GATE VALVES**Cross Handle Gate Valve**200 CWP
ISO 9002

T-408X

| Part No. | Size | Configuration | Model No. | List Price | Cs/Ct |
|----------|--------|---------------|-----------|------------|--------|
| 104-733 | 1/2" | FNPT x FNPT | T-408X | 12.12 | 120/10 |
| 104-734 | 3/4" | FNPT x FNPT | T-408X | 16.25 | 80/20 |
| 104-735 | 1" | FNPT x FNPT | T-408X | 23.24 | 60/5 |
| 104-736 | 1-1/4" | FNPT x FNPT | T-408X | 33.12 | 40/5 |
| 104-737 | 1-1/2" | FNPT x FNPT | T-408X | 41.71 | 30/5 |
| 104-738 | 2" | FNPT x FNPT | T-408X | 62.78 | 24/2 |

Compact Pattern Conventional PortTraditional & no lead brass
ISO 9002, 200 CWP
ANSI/NSF 61-G (T/S-400NL)
Third party certified Truesdail

T-400

| | | | | | |
|-----------|--------|-------------|---------|--------|--------|
| 104-463 | 1/2" | FNPT x FNPT | T-400 | 9.17 | 160/10 |
| 104-463NL | 1/2" | FNPT x FNPT | T-400NL | 11.45 | 160/10 |
| 104-464 | 3/4" | FNPT x FNPT | T-400 | 12.14 | 100/10 |
| 104-464NL | 3/4" | FNPT x FNPT | T-400NL | 15.16 | 100/10 |
| 104-465 | 1" | FNPT x FNPT | T-400 | 16.53 | 80/8 |
| 104-465NL | 1" | FNPT x FNPT | T-400NL | 20.64 | 80/8 |
| 104-466 | 1-1/4" | FNPT x FNPT | T-400 | 23.45 | 50/5 |
| 104-466NL | 1-1/4" | FNPT x FNPT | T-400NL | 29.28 | 50/5 |
| 104-467 | 1-1/2" | FNPT x FNPT | T-400 | 33.57 | 40/4 |
| 104-467NL | 1-1/2" | FNPT x FNPT | T-400NL | 41.91 | 40/4 |
| 104-468 | 2" | FNPT x FNPT | T-400 | 43.98 | 30/3 |
| 104-468NL | 2" | FNPT x FNPT | T-400NL | 54.91 | 30/3 |
| 104-469 | 2-1/2" | FNPT x FNPT | T-400 | 82.87 | 20/2 |
| 104-470 | 3" | FNPT x FNPT | T-400 | 131.54 | 12/2 |
| 104-471 | 4" | FNPT x FNPT | T-400 | 233.14 | 8/1 |



S-400

| | | | | | |
|-----------|--------|---------------|---------|-------|--------|
| 104-473 | 1/2" | Sweat x Sweat | S-400 | 9.17 | 160/10 |
| 104-473NL | 1/2" | Sweat x Sweat | S-400NL | 11.45 | 160/10 |
| 104-474 | 3/4" | Sweat x Sweat | S-400 | 12.14 | 100/10 |
| 104-474NL | 3/4" | Sweat x Sweat | S-400NL | 15.16 | 100/10 |
| 104-475 | 1" | Sweat x Sweat | S-400 | 16.53 | 80/8 |
| 104-475NL | 1" | Sweat x Sweat | S-400NL | 20.64 | 80/8 |
| 104-476 | 1-1/4" | Sweat x Sweat | S-400 | 23.45 | 50/5 |
| 104-476NL | 1-1/4" | Sweat x Sweat | S-400NL | 29.28 | 50/5 |
| 104-477 | 1-1/2" | Sweat x Sweat | S-400 | 33.57 | 40/4 |
| 104-477NL | 1-1/2" | Sweat x Sweat | S-400NL | 41.91 | 40/4 |
| 104-478 | 2" | Sweat x Sweat | S-400 | 43.98 | 30/2 |
| 104-478NL | 2" | Sweat x Sweat | S-400NL | 54.91 | 30/2 |

Brass Cross Handle

Fits 414, 415, 401, 400, & 408 series gate valves



Cross Handle

Fits Valve sizes...

| | | | | |
|---------|-----------------|--------------|------|-------|
| 104-451 | 1/4" - 3/4"* | Cross Handle | 3.86 | - / - |
| 104-452 | 1" | Cross Handle | 3.86 | - / - |
| 104-453 | 1-1/4" - 1-1/2" | Cross Handle | 3.86 | - / - |
| 104-454 | 2" - 2-1/2" | Cross Handle | 3.86 | - / - |
| 104-455 | 3" | Cross Handle | 7.34 | - / - |
| 104-456 | 4" | Cross Handle | 7.35 | - / - |

*Fits T-501 stop valve

GLOBE VALVES

Bronze Globe Valve

Traditional & no lead bronze
200 CWP, 125 WSP to 350° F max temp
ANSI/NSF 372 (T-421NL)



T-421

| Part No. | Size | Configuration | Model No. | List Price | Cs/Ct |
|-----------|--------|---------------|-----------|------------|--------|
| 103-103 | 1/2" | FNPT x FNPT | T-421 | 21.05 | 100/10 |
| 103-103NL | 1/2" | FNPT x FNPT | T-421NL | 26.86 | 100/10 |
| 103-104 | 3/4" | FNPT x FNPT | T-421 | 27.55 | 60/10 |
| 103-104NL | 3/4" | FNPT x FNPT | T-421NL | 35.16 | 60/10 |
| 103-105 | 1" | FNPT x FNPT | T-421 | 41.20 | 40/8 |
| 103-105NL | 1" | FNPT x FNPT | T-421NL | 52.59 | 40/8 |
| 103-106 | 1-1/4" | FNPT x FNPT | T-421 | 68.46 | 30/6 |
| 103-106NL | 1-1/4" | FNPT x FNPT | T-421NL | 87.49 | 30/6 |
| 103-107 | 1-1/2" | FNPT x FNPT | T-421 | 91.17 | 20/5 |
| 103-107NL | 1-1/2" | FNPT x FNPT | T-421NL | 115.37 | 20/5 |
| 103-108 | 2" | FNPT x FNPT | T-421 | 139.43 | 16/4 |
| 103-108NL | 2" | FNPT x FNPT | T-421NL | 171.00 | 16/4 |

Union Bonnet Bronze Globe Valve

300 CWP, 150 WSP, MSS SP-80
Rising stem



T-422

| | | | | | |
|---------|--------|-------------|-------|--------|------|
| 103-113 | 1/2" | FNPT x FNPT | T-422 | 48.39 | 80/8 |
| 103-114 | 3/4" | FNPT x FNPT | T-422 | 71.15 | 60/6 |
| 103-115 | 1" | FNPT x FNPT | T-422 | 102.99 | 36/6 |
| 103-116 | 1-1/4" | FNPT x FNPT | T-422 | 143.05 | 24/4 |
| 103-117 | 1-1/2" | FNPT x FNPT | T-422 | 213.73 | 16/4 |
| 103-118 | 2" | FNPT x FNPT | T-422 | 314.63 | 9/3 |

316 Stainless Steel Globe Valve

Naturally lead free
200 CWP, 125 WSP



T-752

| | | | | | |
|---------|--------|-------------|-------|--------|-------|
| 113-473 | 1/2" | FNPT x FNPT | T-752 | 86.59 | 48/12 |
| 113-474 | 3/4" | FNPT x FNPT | T-752 | 104.11 | 48/12 |
| 113-475 | 1" | FNPT x FNPT | T-752 | 128.88 | 40/10 |
| 113-476 | 1-1/4" | FNPT x FNPT | T-752 | 176.60 | 24/6 |
| 113-477 | 1-1/2" | FNPT x FNPT | T-752 | 235.05 | 16/4 |
| 113-478 | 2" | FNPT x FNPT | T-752 | 290.95 | 8/2 |

CHECK VALVES

Brass Swing Check Valve

Traditional & no lead brass ISO 9002, 200 CWP
ANSI/NSF 372 (T/S-451NL)



T-451

| | | | | | |
|-----------|------|-------------|---------|-------|--------|
| 105-101 | 1/4" | FNPT x FNPT | T-451 | 16.02 | 150/10 |
| 105-101NL | 1/4" | FNPT x FNPT | T-451NL | 23.46 | 150/10 |
| 105-102 | 3/8" | FNPT x FNPT | T-451 | 16.02 | 150/10 |
| 105-102NL | 3/8" | FNPT x FNPT | T-451NL | 23.46 | 150/10 |
| 105-103 | 1/2" | FNPT x FNPT | T-451 | 12.62 | 150/10 |
| 105-103NL | 1/2" | FNPT x FNPT | T-451NL | 19.66 | 150/10 |
| 105-104 | 3/4" | FNPT x FNPT | T-451 | 15.11 | 120/10 |
| 105-104NL | 3/4" | FNPT x FNPT | T-451NL | 24.17 | 120/10 |
| 105-105 | 1" | FNPT x FNPT | T-451 | 20.42 | 100/10 |
| 105-105NL | 1" | FNPT x FNPT | T-451NL | 33.25 | 100/10 |



CHECK VALVES

Brass Swing Check Valve (cont.)

Traditional & no lead brass ISO 9002, 200 CWP
ANSI/NSF 372 (T/S-451NL)



S-451

| Part No. | Size | Configuration | Model No. | List Price | Cs/Ct |
|-----------|--------|---------------|-----------|------------|--------|
| 105-106 | 1-1/4" | FNPT x FNPT | T-451 | 31.96 | 50/5 |
| 105-106NL | 1-1/4" | FNPT x FNPT | T-451NL | 54.82 | 50/5 |
| 105-107 | 1-1/2" | FNPT x FNPT | T-451 | 45.09 | 30/5 |
| 105-107NL | 1-1/2" | FNPT x FNPT | T-451NL | 70.58 | 30/5 |
| 105-108 | 2" | FNPT x FNPT | T-451 | 70.92 | 24/2 |
| 105-108NL | 2" | FNPT x FNPT | T-451NL | 103.57 | 24/2 |
| 105-109 | 2-1/2" | FNPT x FNPT | T-451 | 135.94 | 10/1 |
| 105-109NL | 2-1/2" | FNPT x FNPT | T-451NL | 196.17 | 10/1 |
| 105-110 | 3" | FNPT x FNPT | T-451 | 180.82 | 8/1 |
| 105-110NL | 3" | FNPT x FNPT | T-451NL | 279.19 | 8/1 |
| 105-111 | 4" | FNPT x FNPT | T-451 | 302.67 | 6/1 |
| 105-111NL | 4" | FNPT x FNPT | T-451NL | 410.18 | 6/1 |
| 105-203 | 1/2" | Sweat x Sweat | S-451 | 12.62 | 150/10 |
| 105-203NL | 1/2" | Sweat x Sweat | S-451NL | 19.66 | 150/10 |
| 105-204 | 3/4" | Sweat x Sweat | S-451 | 15.11 | 120/10 |
| 105-204NL | 3/4" | Sweat x Sweat | S-451NL | 24.17 | 120/10 |
| 105-205 | 1" | Sweat x Sweat | S-451 | 20.42 | 50/5 |
| 105-205NL | 1" | Sweat x Sweat | S-451NL | 33.25 | 50/5 |
| 105-206 | 1-1/4" | Sweat x Sweat | S-451 | 31.96 | 50/5 |
| 105-206NL | 1-1/4" | Sweat x Sweat | S-451NL | 54.82 | 50/5 |
| 105-207 | 1-1/2" | Sweat x Sweat | S-451 | 45.09 | 30/5 |
| 105-207NL | 1-1/2" | Sweat x Sweat | S-451NL | 70.58 | 30/5 |
| 105-208 | 2" | Sweat x Sweat | S-451 | 70.92 | 24/2 |
| 105-208NL | 2" | Sweat x Sweat | S-451NL | 103.57 | 24/2 |
| 105-209 | 2-1/2" | Sweat x Sweat | S-451 | 168.43 | 10/1 |
| 105-209NL | 2-1/2" | Sweat x Sweat | S-451NL | 225.88 | 10/1 |
| 105-210 | 3" | Sweat x Sweat | S-451 | 251.75 | 8/2 |
| 105-210NL | 3" | Sweat x Sweat | S-451NL | 334.26 | 8/2 |

LegendPress™ Swing Check Valve

No lead DZR & forged brass
200 CWP
ANSI/NSF 61-G
ISO 9002



P-451NL

| | | | | | |
|-----------|--------|---------------|---------|--------|--------|
| 105-003NL | 1/2" | Press x Press | P-451NL | 30.38 | 150/25 |
| 105-004NL | 3/4" | Press x Press | P-451NL | 40.48 | 108/18 |
| 105-005NL | 1" | Press x Press | P-451NL | 57.60 | 72/12 |
| 105-006NL | 1-1/4" | Press x Press | P-451NL | 78.89 | 48/8 |
| 105-007NL | 1-1/2" | Press x Press | P-451NL | 109.75 | 36/6 |
| 105-008NL | 2" | Press x Press | P-451NL | 159.42 | 18/3 |

CHECK VALVES

Bronze Y-Pattern Check Valve

Traditional & no lead bronze
300 CWP, 150 WSP, MSS SP-80
ANSI/NSF 372 (T/S-453NL)
Conforms to MSS SP-80
ISO 9002
Max temp 365°F



T-453

| Part No. | Size | Configuration | Model No. | List Price | Cs/Ct |
|-----------|--------|---------------|-----------|------------|--------|
| 105-303 | 1/2" | FNPT x FNPT | T-453 | 26.96 | 150/15 |
| 105-303NL | 1/2" | FNPT x FNPT | T-453NL | 35.35 | 150/15 |
| 105-304 | 3/4" | FNPT x FNPT | T-453 | 35.68 | 100/10 |
| 105-304NL | 3/4" | FNPT x FNPT | T-453NL | 46.22 | 100/10 |
| 105-305 | 1" | FNPT x FNPT | T-453 | 47.71 | 70/7 |
| 105-305NL | 1" | FNPT x FNPT | T-453NL | 62.76 | 70/7 |
| 105-306 | 1-1/4" | FNPT x FNPT | T-453 | 70.22 | 42/7 |
| 105-306NL | 1-1/4" | FNPT x FNPT | T-453NL | 90.99 | 42/7 |
| 105-307 | 1-1/2" | FNPT x FNPT | T-453 | 90.68 | 30/3 |
| 105-307NL | 1-1/2" | FNPT x FNPT | T-453NL | 118.94 | 30/3 |
| 105-308 | 2" | FNPT x FNPT | T-453 | 137.39 | 20/2 |
| 105-308NL | 2" | FNPT x FNPT | T-453NL | 180.23 | 20/2 |
| | | | | | |
| 105-403 | 1/2" | Sweat x Sweat | S-453 | 26.96 | 150/15 |
| 105-403NL | 1/2" | Sweat x Sweat | S-453NL | 35.35 | 150/15 |
| 105-404 | 3/4" | Sweat x Sweat | S-453 | 35.68 | 100/10 |
| 105-404NL | 3/4" | Sweat x Sweat | S-453NL | 46.22 | 100/10 |
| 105-405 | 1" | Sweat x Sweat | S-453 | 47.71 | 70/7 |
| 105-405NL | 1" | Sweat x Sweat | S-453NL | 62.76 | 70/7 |
| 105-406 | 1-1/4" | Sweat x Sweat | S-453 | 70.22 | 42/7 |
| 105-406NL | 1-1/4" | Sweat x Sweat | S-453NL | 90.99 | 42/7 |
| 105-407 | 1-1/2" | Sweat x Sweat | S-453 | 90.68 | 30/3 |
| 105-407NL | 1-1/2" | Sweat x Sweat | S-453NL | 118.94 | 30/3 |
| 105-408 | 2" | Sweat x Sweat | S-453 | 137.39 | 20/2 |
| 105-408NL | 2" | Sweat x Sweat | S-453NL | 180.23 | 20/2 |



S-453

In-line Bronze Check Valve

Traditional & no lead bronze
250 CWP, ISO 9002
Max temp 200°F @ 25 psi
ANSI/NSF 372 (T/S-455NL)



T-455

| | | | | | |
|-----------|--------|-------------|---------|--------|--------|
| 105-443 | 1/2" | FNPT x FNPT | T-455 | 25.42 | 224/28 |
| 105-443NL | 1/2" | FNPT x FNPT | T-455NL | 29.98 | 224/28 |
| 105-444 | 3/4" | FNPT x FNPT | T-455 | 33.08 | 144/18 |
| 105-444NL | 3/4" | FNPT x FNPT | T-455NL | 39.02 | 144/18 |
| 105-445 | 1" | FNPT x FNPT | T-455 | 45.79 | 72/18 |
| 105-445NL | 1" | FNPT x FNPT | T-455NL | 54.29 | 72/18 |
| 105-446 | 1-1/4" | FNPT x FNPT | T-455 | 58.16 | 48/12 |
| 105-446NL | 1-1/4" | FNPT x FNPT | T-455NL | 66.89 | 48/12 |
| 105-447 | 1-1/2" | FNPT x FNPT | T-455 | 81.28 | 32/8 |
| 105-447NL | 1-1/2" | FNPT x FNPT | T-455NL | 93.47 | 32/8 |
| 105-448 | 2" | FNPT x FNPT | T-455 | 115.90 | 24/6 |
| 105-448NL | 2" | FNPT x FNPT | T-455NL | 137.81 | 24/6 |



CHECK VALVES

In-line Bronze Check Valve (cont.)

Traditional & no lead bronze
250 CWP
Max temp 200°F @ 25 psi
ANSI/NSF 372 (T/S-455 NL)
ISO 9002



S-455

No lead bronze
200 CWP
ANSI/NSF 372
Max temp 200°F
ISO 9002



T-450NL

| Part No. | Size | Configuration | Model No. | List Price | Cs/Ct |
|-----------|--------|---------------|-----------|------------|--------|
| 105-463 | 1/2" | Sweat x Sweat | S-455 | 25.42 | 204/34 |
| 105-463NL | 1/2" | Sweat x Sweat | S-455NL | 29.98 | 204/34 |
| 105-464 | 3/4" | Sweat x Sweat | S-455 | 33.08 | 120/40 |
| 105-464NL | 3/4" | Sweat x Sweat | S-455NL | 39.02 | 120/40 |
| 105-465 | 1" | Sweat x Sweat | S-455 | 45.79 | 72/18 |
| 105-465NL | 1" | Sweat x Sweat | S-455NL | 54.29 | 72/18 |
| 105-466 | 1-1/4" | Sweat x Sweat | S-455 | 58.16 | 48/12 |
| 105-466NL | 1-1/4" | Sweat x Sweat | S-455NL | 66.89 | 48/12 |
| 105-467 | 1-1/2" | Sweat x Sweat | S-455 | 81.28 | 36/12 |
| 105-467NL | 1-1/2" | Sweat x Sweat | S-455NL | 93.47 | 36/12 |
| 105-468 | 2" | Sweat x Sweat | S-455 | 115.90 | 24/12 |
| 105-468NL | 2" | Sweat x Sweat | S-455NL | 137.81 | 24/12 |

| | | | | | |
|-----------|--------|-------------|---------|--------|------|
| 105-423NL | 1/2" | FNPT x FNPT | T-450NL | 15.64 | 80/1 |
| 105-424NL | 3/4" | FNPT x FNPT | T-450NL | 20.76 | 60/1 |
| 105-425NL | 1" | FNPT x FNPT | T-450NL | 24.07 | 48/1 |
| 105-426NL | 1-1/4" | FNPT x FNPT | T-450NL | 38.64 | 36/1 |
| 105-427NL | 1-1/2" | FNPT x FNPT | T-450NL | 53.05 | 24/1 |
| 105-428NL | 2" | FNPT x FNPT | T-450NL | 107.75 | 12/1 |
| 105-430NL | 3" | FNPT x FNPT | T-450NL | 307.75 | 4/1 |
| 105-431NL | 4" | FNPT x FNPT | T-450NL | 695.89 | 2/1 |

Did you know? Legend ships every order in 24 hours, guaranteed or you get 5% off the order.

STAINLESS STEEL CHECK VALVES

316 Stainless Steel Check Valve

600 CWP, 125 WSP
Naturally lead free



T-750

| Part No. | Size | Configuration | Model No. | List Price | Cs/Ct |
|----------|--------|---------------|-----------|------------|--------|
| 113-433 | 1/2" | FNPT x FNPT | T-750 | 89.23 | 100/25 |
| 113-434 | 3/4" | FNPT x FNPT | T-750 | 105.84 | 80/20 |
| 113-435 | 1" | FNPT x FNPT | T-750 | 130.10 | 60/15 |
| 113-436 | 1-1/4" | FNPT x FNPT | T-750 | 170.83 | 40/10 |
| 113-437 | 1-1/2" | FNPT x FNPT | T-750 | 218.24 | 24/6 |
| 113-438 | 2" | FNPT x FNPT | T-750 | 285.45 | 16/4 |

304 Stainless Steel In-Line Check Valve

200 CWP, 125 WSP
Naturally lead free



T-755

| | | | | | |
|---------|--------|-------------|-------|-------|-------|
| 113-455 | 1" | FNPT x FNPT | T-755 | 26.29 | 60/10 |
| 113-456 | 1-1/4" | FNPT x FNPT | T-755 | 44.16 | 40/5 |

FOOT VALVES

Bronze Foot Valve

No lead bronze
ISO 9002, 250 CWP
ANSI/NSF 372



T-448NL

| | | | | | |
|-----------|--------|------|---------|--------|-------|
| 105-474NL | 3/4" | FNPT | T-448NL | 24.43 | 100/1 |
| 105-475NL | 1" | FNPT | T-448NL | 33.77 | 100/1 |
| 105-476NL | 1-1/4" | FNPT | T-448NL | 49.77 | 50/1 |
| 105-477NL | 1-1/2" | FNPT | T-448NL | 68.57 | 40/1 |
| 105-478NL | 2" | FNPT | T-448NL | 119.41 | 20/1 |

304 Stainless Steel Foot Valve

250 CWP
Naturally lead free



T-756

| | | | | | |
|---------|--------|------|-------|-------|-------|
| 113-465 | 1" | FNPT | T-756 | 49.94 | 60/10 |
| 113-466 | 1-1/4" | FNPT | T-756 | 68.35 | 40/5 |

Y-STRAINERS

Bronze Y-Strainer

Traditional & no lead bronze
300 CWP, 150 WSP
ANSI/NSF 372 (T/S-15NL)
20 mesh 304 stainless steel screen
Square head closure plug included



T-15

| | | | | | |
|-----------|--------|-------------|--------|--------|-------|
| 105-501 | 1/4" | FNPT x FNPT | T-15 | 27.37 | 60/12 |
| 105-501NL | 1/4" | FNPT x FNPT | T-15NL | 30.59 | 60/12 |
| 105-502 | 3/8" | FNPT x FNPT | T-15 | 27.37 | 60/12 |
| 105-502NL | 3/8" | FNPT x FNPT | T-15NL | 30.59 | 60/12 |
| 105-503 | 1/2" | FNPT x FNPT | T-15 | 27.37 | 60/12 |
| 105-503NL | 1/2" | FNPT x FNPT | T-15NL | 35.23 | 60/12 |
| 105-504 | 3/4" | FNPT x FNPT | T-15 | 38.55 | 48/8 |
| 105-504NL | 3/4" | FNPT x FNPT | T-15NL | 51.31 | 48/8 |
| 105-505 | 1" | FNPT x FNPT | T-15 | 58.14 | 32/8 |
| 105-505NL | 1" | FNPT x FNPT | T-15NL | 75.14 | 32/8 |
| 105-506 | 1-1/4" | FNPT x FNPT | T-15 | 87.94 | 32/8 |
| 105-506NL | 1-1/4" | FNPT x FNPT | T-15NL | 113.56 | 32/8 |
| 105-507 | 1-1/2" | FNPT x FNPT | T-15 | 117.15 | 16/2 |
| 105-507NL | 1-1/2" | FNPT x FNPT | T-15NL | 151.38 | 16/2 |



Y-STRAINERS**Bronze Y-Strainer (cont.)**

Traditional & no lead bronze
300 CWP, 150 WSP
ANSI/NSF 372 (T/S-15NL)
20 mesh 304 stainless steel screen (1/4" - 2")
Square head closure plug included



S-15

| Part No. | Size | Configuration | Model No. | List Price | Cs/Ct |
|-----------|------|---------------|-----------|------------|-------|
| 105-508 | 2" | FNPT x FNPT | T-15 | 180.74 | 8/2 |
| 105-508NL | 2" | FNPT x FNPT | T-15NL | 233.91 | 8/2 |

2-1/2" & 3" With 304 Stainless Steel 1/16" Perforated Strainer

| | | | | | |
|-----------|--------|-------------|--------|--------|-------|
| 105-509 | 2-1/2" | FNPT x FNPT | T-15 | 302.07 | 1-Jun |
| 105-509NL | 2-1/2" | FNPT x FNPT | T-15NL | 395.21 | 1-Jun |
| 105-510 | 3" | FNPT x FNPT | T-15 | 445.52 | 1-Apr |
| 105-510NL | 3" | FNPT x FNPT | T-15NL | 580.50 | 1-Apr |

| | | | | | |
|-----------|--------|---------------|--------|--------|-------|
| 105-513 | 1/2" | Sweat x Sweat | S-15 | 27.37 | 60/10 |
| 105-513NL | 1/2" | Sweat x Sweat | S-15NL | 35.23 | 60/10 |
| 105-514 | 3/4" | Sweat x Sweat | S-15 | 38.55 | 48/8 |
| 105-514NL | 3/4" | Sweat x Sweat | S-15NL | 51.31 | 48/8 |
| 105-515 | 1" | Sweat x Sweat | S-15 | 58.14 | 32/8 |
| 105-515NL | 1" | Sweat x Sweat | S-15NL | 75.14 | 32/8 |
| 105-516 | 1-1/4" | Sweat x Sweat | S-15 | 87.94 | 32/8 |
| 105-516NL | 1-1/4" | Sweat x Sweat | S-15NL | 113.56 | 32/8 |
| 105-517 | 1-1/2" | Sweat x Sweat | S-15 | 117.15 | 16/2 |
| 105-517NL | 1-1/2" | Sweat x Sweat | S-15NL | 151.38 | 16/2 |
| 105-518 | 2" | Sweat x Sweat | S-15 | 180.74 | 2-Aug |
| 105-518NL | 2" | Sweat x Sweat | S-15NL | 246.22 | 2-Aug |

2-1/2" & 3" With 304 Stainless Steel 1/16" Perforated Strainer

| | | | | | |
|-----------|--------|---------------|--------|--------|-------|
| 105-519 | 2-1/2" | Sweat x Sweat | S-15 | 302.07 | 1-Jun |
| 105-519NL | 2-1/2" | Sweat x Sweat | S-15NL | 395.21 | 1-Jun |
| 105-520 | 3" | Sweat x Sweat | S-15 | 445.52 | 1-Apr |
| 105-520NL | 3" | Sweat x Sweat | S-15NL | 580.50 | 1-Apr |

Compact Y-Strainer

Traditional & no lead brass
300 CWP, 150 WSP
ANSI/NSF 372 (T/S-16NL)
20 mesh 304 stainless steel screen
No closure plug
ISO 9002



T-16

| | | | | | |
|-----------|--------|-------------|--------|--------|-------|
| 105-703 | 1/2" | FNPT x FNPT | T-16 | 11.50 | 48/12 |
| 105-703NL | 1/2" | FNPT x FNPT | T-16NL | 14.27 | 48/12 |
| 105-704 | 3/4" | FNPT x FNPT | T-16 | 20.12 | 48/8 |
| 105-704NL | 3/4" | FNPT x FNPT | T-16NL | 26.06 | 48/8 |
| 105-705 | 1" | FNPT x FNPT | T-16 | 29.09 | 32/8 |
| 105-705NL | 1" | FNPT x FNPT | T-16NL | 36.95 | 32/8 |
| 105-706 | 1-1/4" | FNPT x FNPT | T-16 | 42.44 | 24/6 |
| 105-706NL | 1-1/4" | FNPT x FNPT | T-16NL | 52.31 | 24/6 |
| 105-707 | 1-1/2" | FNPT x FNPT | T-16 | 54.65 | 16/2 |
| 105-707NL | 1-1/2" | FNPT x FNPT | T-16NL | 71.98 | 16/2 |
| 105-708 | 2" | FNPT x FNPT | T-16 | 87.95 | 8/2 |
| 105-708NL | 2" | FNPT x FNPT | T-16NL | 115.85 | 8/2 |

Y-STRAINERS

Compact Bronze Y-Strainer (cont.)

Traditional & no lead brass
 300 CWP, 150 WSP
 ANSI/NSF 372 (T/S-16NL)
 20 mesh 304 stainless steel screen
 No closure plug
 ISO 9002



| Part No. | Size | Configuration | Model No. | List Price | Cs/Ct |
|---------------------------------------------------------------------------|--------|---------------|-----------|------------|-------|
| 2-1/2" & 3" With 304 Stainless Steel 1/16" Perforated Strainer | | | | | |
| 105-709 | 2-1/2" | FNPT x FNPT | T-16 | 236.84 | 1-Aug |
| 105-709NL | 2-1/2" | FNPT x FNPT | T-16NL | 311.94 | 1-Aug |
| 105-710 | 3" | FNPT x FNPT | T-16 | 302.83 | 1-Jun |
| 105-710NL | 3" | FNPT x FNPT | T-16NL | 494.65 | 1-Jun |

Y-Strainers Screen

304 stainless steel



20 Mesh stainless
steel screen

20 Mesh Stainless Steel Screen

| | | | | | |
|---------|-------------|-------------|------------|-------|-------|
| 900-090 | 1/4" - 1/2" | Fits T/S-15 | 20 Mesh SS | 3.91 | - / - |
| 900-091 | 3/4" | Fits T/S-15 | 20 Mesh SS | 4.26 | - / - |
| 900-092 | 1" | Fits T/S-15 | 20 Mesh SS | 5.04 | - / - |
| 900-093 | 1-1/4" | Fits T/S-15 | 20 Mesh SS | 6.75 | - / - |
| 900-094 | 1-1/2" | Fits T/S-15 | 20 Mesh SS | 8.84 | - / - |
| 900-095 | 2" | Fits T/S-15 | 20 Mesh SS | 11.34 | - / - |

1/16" Perforated Stainless Steel Strainer

| | | | | | |
|---------|--------|-------------|---------------------|-------|-------|
| 900-096 | 2-1/2" | Fits T/S-15 | 1/16" Perforated SS | 17.42 | - / - |
| 900-097 | 3" | Fits T/S-15 | 1/16" Perforated SS | 20.63 | - / - |

40 Mesh Stainless Steel Screen

| | | | | | |
|---------|-------------|-------------|------------|-------|-------|
| 105-533 | 1/4" - 1/2" | Fits T/S-15 | 40 Mesh SS | 4.05 | - / - |
| 105-534 | 3/4" | Fits T/S-15 | 40 Mesh SS | 4.40 | - / - |
| 105-535 | 1" | Fits T/S-15 | 40 Mesh SS | 5.24 | - / - |
| 105-536 | 1-1/4" | Fits T/S-15 | 40 Mesh SS | 7.02 | - / - |
| 105-537 | 1-1/2" | Fits T/S-15 | 40 Mesh SS | 9.18 | - / - |
| 105-538 | 2" | Fits T/S-15 | 40 Mesh SS | 11.79 | - / - |

80 Mesh Stainless Steel Screen

| | | | | | |
|---------|-------------|-------------|------------|-------|-------|
| 105-543 | 1/4" - 1/2" | Fits T/S-15 | 80 Mesh SS | 4.13 | - / - |
| 105-544 | 3/4" | Fits T/S-15 | 80 Mesh SS | 4.49 | - / - |
| 105-545 | 1" | Fits T/S-15 | 80 Mesh SS | 5.35 | - / - |
| 105-546 | 1-1/4" | Fits T/S-15 | 80 Mesh SS | 7.17 | - / - |
| 105-547 | 1-1/2" | Fits T/S-15 | 80 Mesh SS | 9.38 | - / - |
| 105-548 | 2" | Fits T/S-15 | 80 Mesh SS | 12.03 | - / - |




T/S-15 Screen

20 Mesh Stainless Steel Screen


| | | | | | |
|---------|--------|-----------|------------|------|-------|
| 105-733 | 1/2" | Fits T-16 | 20 Mesh SS | 2.05 | - / - |
| 105-734 | 3/4" | Fits T-16 | 20 Mesh SS | 2.63 | - / - |
| 105-735 | 1" | Fits T-16 | 20 Mesh SS | 3.08 | - / - |
| 105-736 | 1-1/4" | Fits T-16 | 20 Mesh SS | 4.60 | - / - |
| 105-737 | 1-1/2" | Fits T-16 | 20 Mesh SS | 6.16 | - / - |
| 105-738 | 2" | Fits T-16 | 20 Mesh SS | 7.75 | - / - |




Y-STRAINERS

| Y-Strainers Screen (cont.) | Part No. | Size | Configuration | Model No. | List Price | Cs/Ct |
|--------------------------------------------------------------------------------------------------------------|--------------------------------------------------|--------|---------------|---------------------|------------|-------|
| 304 stainless steel  | 1/16" Perforated Stainless Steel Strainer | | | | | |
| | 105-719 | 2-1/2" | Fits T-16 | 1/16" Perforated SS | 17.88 | - / - |
| | 105-720 | 3" | Fits T-16 | 1/16" Perforated SS | 25.56 | - / - |
| | 40 Mesh Stainless Steel Screen | | | | | |
| | 105-713 | 1/2" | Fits T-16 | 40 Mesh SS | 2.15 | - / - |
| | 105-714 | 3/4" | Fits T-16 | 40 Mesh SS | 2.77 | - / - |
| | 105-715 | 1" | Fits T-16 | 40 Mesh SS | 3.25 | - / - |
| | 105-716 | 1-1/4" | Fits T-16 | 40 Mesh SS | 4.81 | - / - |
| | 105-717 | 1-1/2" | Fits T-16 | 40 Mesh SS | 6.44 | - / - |
| | 105-718 | 2" | Fits T-16 | 40 Mesh SS | 8.13 | - / - |
| | 80 Mesh Stainless Steel Screen | | | | | |
| | 105-723 | 1/2" | Fits T-16 | 80 Mesh SS | 2.15 | - / - |
| | 105-724 | 3/4" | Fits T-16 | 80 Mesh SS | 2.77 | - / - |
| | 105-725 | 1" | Fits T-16 | 80 Mesh SS | 3.25 | - / - |
| | 105-726 | 1-1/4" | Fits T-16 | 80 Mesh SS | 4.81 | - / - |
| | 105-727 | 1-1/2" | Fits T-16 | 80 Mesh SS | 6.44 | - / - |
| | 105-728 | 2" | Fits T-16 | 80 Mesh SS | 8.13 | - / - |

Cast Iron Y- Strainer

| | | | | | | |
|-------------------------------------------------------------------------------------------------------------------------------------------------------------------------------------------------------------------------------------------------------------------------------------------------------------------|---------|--------|-------------|------|--------|------|
| ISO 9002, 500 CWP, 250 WSP to 310°F 20 mesh 304 stainless steel screen (1/4" - 2") 304 stainless steel 1/16" round perforated strainer (2-1/2" - 3") Naturally lead free Square head closure plug included  | 105-521 | 1/4" | FNPT x FNPT | T-17 | 14.79 | 10/1 |
| | 105-522 | 3/8" | FNPT x FNPT | T-17 | 15.99 | 24/1 |
| | 105-523 | 1/2" | FNPT x FNPT | T-17 | 16.43 | 24/1 |
| | 105-524 | 3/4" | FNPT x FNPT | T-17 | 24.95 | 12/1 |
| | 105-525 | 1" | FNPT x FNPT | T-17 | 32.78 | 10/1 |
| | 105-526 | 1-1/4" | FNPT x FNPT | T-17 | 52.69 | 12/1 |
| | 105-527 | 1-1/2" | FNPT x FNPT | T-17 | 66.34 | 10/1 |
| | 105-528 | 2" | FNPT x FNPT | T-17 | 96.70 | 5/1 |
| | 105-529 | 2-1/2" | FNPT x FNPT | T-17 | 245.56 | 1/1 |
| | 105-530 | 3" | FNPT x FNPT | T-17 | 272.98 | 1/1 |

Flanged Cast Iron Y- Strainer


| | | | | | | |
|-----------------------------------------------------------------------------------------------------------------------------------------------------------------------------------|-----------------------------------------------------------|--------|---------|------|---------|-------|
| 200 CWP, 125 WSP to 340° F Naturally lead free Square head closure plug included  | With 1/16" Perforated 304 Stainless Steel Strainer | | | | | |
| | 105-611 | 2" | Flanged | T-19 | 169.54 | - / - |
| | 105-612 | 2-1/2" | Flanged | T-19 | 209.30 | - / - |
| | 105-613 | 3" | Flanged | T-19 | 259.31 | - / - |
| | 105-614 | 4" | Flanged | T-19 | 389.79 | - / - |
| | With 1/8" Perforated 304 Stainless Steel Strainer | | | | | |
| | 105-615 | 5" | Flanged | T-19 | 589.99 | - / - |
| | 105-616 | 6" | Flanged | T-19 | 859.00 | - / - |
| | 105-617 | 8" | Flanged | T-19 | 1175.00 | - / - |

Due to the large freight cost, the flanged Y-Strainers are classified as Cast Iron for freight minimum.

Y-STRAINERS

316 Stainless Steel Y-Strainer

600 CWP, 150 WSP
 Naturally lead free
 Stainless steel closure plug included



T-758

| Part No. | Size | Configuration | Model No. | List Price | Cs/Ct |
|-----------------------------------------------------------|--------|---------------|-----------|------------|-------|
| With 1/16" perforated 304 stainless steel strainer | | | | | |
| 113-493 | 1/2" | FNPT x FNPT | T-758 | 62.65 | 80/20 |
| 113-494 | 3/4" | FNPT x FNPT | T-758 | 78.18 | 60/15 |
| 113-495 | 1" | FNPT x FNPT | T-758 | 102.76 | 48/12 |
| 113-496 | 1-1/4" | FNPT x FNPT | T-758 | 136.56 | 32/8 |
| 113-497 | 1-1/2" | FNPT x FNPT | T-758 | 177.19 | 24/6 |
| 113-498 | 2" | FNPT x FNPT | T-758 | 228.65 | 6/1 |

FROSTFREE SILLCOCKS

1/4 Turn Frostfree Sillcock, Patented Design

Traditional & no lead brass
 125 CWP
 ISO 9002, ASSE 1019A Certified
 1/4 turn Softouch™ handle, patented
 with integrated anti-siphon, brass cap
 ANSI/NSF 61G



T-550 MNPT/Sweat

1/2" T-550 is Combination 1/2" MNPT and 1/2" Sweat

| | | | | | |
|-----------|------------|--------------|---------|-------|------|
| 108-153A | 1/2" x 8" | MNPT / Sweat | T-550 | 49.78 | 20/1 |
| 108-153NL | 1/2" x 8" | MNPT / Sweat | T-550NL | 55.95 | 20/1 |
| 108-154A | 1/2" x 10" | MNPT / Sweat | T-550 | 52.74 | 20/1 |
| 108-154NL | 1/2" x 10" | MNPT / Sweat | T-550NL | 60.15 | 20/1 |
| 108-155A | 1/2" x 12" | MNPT / Sweat | T-550 | 55.58 | 20/1 |
| 108-155NL | 1/2" x 12" | MNPT / Sweat | T-550NL | 62.27 | 20/1 |
| 108-156A | 1/2" x 14" | MNPT / Sweat | T-550 | 60.29 | 20/1 |
| 108-156NL | 1/2" x 14" | MNPT / Sweat | T-550NL | 65.56 | 20/1 |



T-550 PEX

NEW

NEW

NEW

NEW

| | | | | | |
|-----------|------------|--------------|----------|-------|------|
| 108-003A | 1/2" x 8" | PEX (F 1807) | T-550P | 49.78 | 20/1 |
| 108-003NL | 1/2" x 8" | PEX (F 1807) | T-550PNL | 53.42 | 20/1 |
| 108-004A | 1/2" x 10" | PEX (F 1807) | T-550P | 52.74 | 20/1 |
| 108-004NL | 1/2" x 10" | PEX (F 1807) | T-550PNL | 57.06 | 20/1 |
| 108-005A | 1/2" x 12" | PEX (F 1807) | T-550P | 55.58 | 20/1 |
| 108-005NL | 1/2" x 12" | PEX (F 1807) | T-550PNL | 59.06 | 20/1 |
| 108-006A | 1/2" x 14" | PEX (F 1807) | T-550P | 60.29 | 20/1 |
| 108-006NL | 1/2" x 14" | PEX (F 1807) | T-550PNL | 62.26 | 20/1 |



T-550CPVC

| | | | | | |
|----------|------------|------|-----------|-------|------|
| 108-173A | 1/2" x 8" | CPVC | T-550CPVC | 52.40 | 20/1 |
| 108-174A | 1/2" x 10" | CPVC | T-550CPVC | 55.52 | 20/1 |
| 108-175A | 1/2" x 12" | CPVC | T-550CPVC | 58.51 | 20/1 |

3/4" T-550 is Combination 3/4" MNPT and 1/2" FNPT

| | | | | | |
|-----------|------------|-------------|---------|-------|------|
| 108-158A | 3/4" x 8" | MNPT / FNPT | T-550 | 52.75 | 20/1 |
| 108-158NL | 3/4" x 8" | MNPT / FNPT | T-550NL | 60.10 | 20/1 |
| 108-159A | 3/4" x 10" | MNPT / FNPT | T-550 | 53.95 | 20/1 |
| 108-159NL | 3/4" x 10" | MNPT / FNPT | T-550NL | 61.82 | 20/1 |
| 108-160A | 3/4" x 12" | MNPT / FNPT | T-550 | 59.94 | 20/1 |
| 108-160NL | 3/4" x 12" | MNPT / FNPT | T-550NL | 64.04 | 20/1 |



T-550 MNPT/FNPT

3/4" T-550 is Combination 3/4" MNPT and 3/4" Sweat

| | | | | | |
|----------|------------|--------------|-------|-------|------|
| 108-166A | 3/4" x 8" | MNPT / Sweat | T-550 | 52.75 | 20/1 |
| 108-167A | 3/4" x 10" | MNPT / Sweat | T-550 | 54.82 | 20/1 |
| 108-168A | 3/4" x 12" | MNPT / Sweat | T-550 | 59.80 | 20/1 |
| 108-169A | 3/4" x 14" | MNPT / Sweat | T-550 | 61.62 | 20/1 |



T-550 Sweat



FROSTFREE SILLCOCKS**T-550 Replacement Parts**

T-550 Cartridge & stem

| Part No. | Size | Configuration | Model No. | List Price | Cs/Ct |
|-----------------------------------|------|----------------------|-----------------|------------|-------|
| Handle, Screw & Disc | | | | | |
| 108-162 | | Handle, Screw & Disc | T-550 & T-550NL | 9.69 | - / - |
| T-550 Cartridge & Stem | | | | | |
| 108-904A | 4" | Cartridge & Stem | T-550 & T-550NL | 23.59 | - / - |
| 108-906A | 6" | Cartridge & Stem | T-550 & T-550NL | 24.04 | - / - |
| 108-908A | 8" | Cartridge & Stem | T-550 & T-550NL | 24.48 | - / - |
| 108-910A | 10" | Cartridge & Stem | T-550 & T-550NL | 24.94 | - / - |
| 108-912A | 12" | Cartridge & Stem | T-550 & T-550NL | 25.38 | - / - |
| 108-914A | 14" | Cartridge & Stem | T-550 & T-550NL | 25.88 | - / - |

T-552 Close Coupled Sillcock

Multi-turn with integrated anti-siphon and Softouch™ handle



T-552

| | | | | | |
|---------|---------------|--------------|-------|-------|------|
| 108-120 | 1/2" x 2-7/8" | MNPT x Sweat | T-552 | 31.43 | 20/1 |
|---------|---------------|--------------|-------|-------|------|

TM-550 Multi-Turn Frostfree Sillcock

Traditional & no lead brass
ISO 9002, 125 CWP
ASSE 1019 certified
ANSI / NSF 61-G (NL models)
Multi-turn Softouch™ handle,
patented with integrated
anti-siphon, brass cap



TM-550 MNPT/Sweat

1/2" TM-550 is Combination 1/2" MNPT and 1/2" Sweat

| | | | | | | |
|------------|-----------|------------|--------------|----------|-------|------|
| NEW | 108-021 | 1/2" x 4" | MNPT / Sweat | TM-550 | 33.72 | 20/1 |
| NEW | 108-021NL | 1/2" x 4" | MNPT / Sweat | TM-550NL | 43.06 | 20/1 |
| NEW | 108-022 | 1/2" x 6" | MNPT / Sweat | TM-550 | 35.44 | 20/1 |
| NEW | 108-022NL | 1/2" x 6" | MNPT / Sweat | TM-550NL | 45.28 | 20/1 |
| NEW | 108-023 | 1/2" x 8" | MNPT / Sweat | TM-550 | 37.22 | 20/1 |
| NEW | 108-023NL | 1/2" x 8" | MNPT / Sweat | TM-550NL | 47.44 | 20/1 |
| NEW | 108-024 | 1/2" x 10" | MNPT / Sweat | TM-550 | 38.83 | 20/1 |
| NEW | 108-024NL | 1/2" x 10" | MNPT / Sweat | TM-550NL | 49.56 | 20/1 |
| NEW | 108-025 | 1/2" x 12" | MNPT / Sweat | TM-550 | 41.36 | 20/1 |
| NEW | 108-025NL | 1/2" x 12" | MNPT / Sweat | TM-550NL | 52.75 | 20/1 |
| NEW | 108-026 | 1/2" x 14" | MNPT / Sweat | TM-550 | 43.03 | 20/1 |
| NEW | 108-026NL | 1/2" x 14" | MNPT / Sweat | TM-550NL | 54.92 | 20/1 |

3/4" TM-550 is Combination 3/4" MNPT and 1/2" FNPT

| | | | | | | |
|------------|-----------|------------|-------------|----------|-------|----|
| NEW | 108-027 | 3/4" x 4" | MNPT / FNPT | TM-550 | 35.22 | 20 |
| NEW | 108-027NL | 3/4" x 4" | MNPT / FNPT | TM-550NL | 45.00 | 20 |
| NEW | 108-028 | 3/4" x 6" | MNPT / FNPT | TM-550 | 36.89 | 20 |
| NEW | 108-028NL | 3/4" x 6" | MNPT / FNPT | TM-550NL | 47.11 | 20 |
| NEW | 108-029 | 3/4" x 8" | MNPT / FNPT | TM-550 | 38.67 | 20 |
| NEW | 108-029NL | 3/4" x 8" | MNPT / FNPT | TM-550NL | 49.39 | 20 |
| NEW | 108-030 | 3/4" x 10" | MNPT / FNPT | TM-550 | 39.89 | 20 |
| NEW | 108-030NL | 3/4" x 10" | MNPT / FNPT | TM-550NL | 50.89 | 20 |
| NEW | 108-031 | 3/4" x 12" | MNPT / FNPT | TM-550 | 42.83 | 20 |
| NEW | 108-031NL | 3/4" x 12" | MNPT / FNPT | TM-550NL | 54.64 | 20 |
| NEW | 108-032 | 3/4" x 14" | MNPT / FNPT | TM-550 | 44.56 | 20 |
| NEW | 108-032NL | 3/4" x 14" | MNPT / FNPT | TM-550NL | 56.86 | 20 |



TM-550 MNPT/FNPT

FROSTFREE SILLCOCKS

TM-550 Multi-Turn Frostfree Sillcock (cont.)

Traditional & no lead brass
ISO 9002, 125 CWP
ASSE 1019 certified
ANSI/NSF 61-G (NL models)
Multi-turn Softouch™ handle,
patented with integrated
anti-siphon, brass cap



TM-550PNL

3/4" TM-550 is Combination 3/4" MNPT and 1/2" FNPT

| Part No. | Size | Configuration | Model No. | List Price | Cs/Ct |
|----------------------|------------|---------------|-----------|------------|-------|
| NEW 108-033 | 1/2" x 4" | PEX | TM-550P | 32.80 | 20 |
| NEW 108-033NL | 1/2" x 4" | PEX | TM-550PNL | 41.86 | 20 |
| NEW 108-034 | 1/2" x 6" | PEX | TM-550P | 34.48 | 20 |
| NEW 108-034NL | 1/2" x 6" | PEX | TM-550PNL | 44.00 | 20 |
| NEW 108-035 | 1/2" x 8" | PEX | TM-550P | 36.21 | 20 |
| NEW 108-035NL | 1/2" x 8" | PEX | TM-550PNL | 46.14 | 20 |
| NEW 108-036 | 1/2" x 10" | PEX | TM-550P | 37.79 | 20 |
| NEW 108-036NL | 1/2" x 10" | PEX | TM-550PNL | 48.23 | 20 |
| NEW 108-037 | 1/2" x 12" | PEX | TM-550P | 38.96 | 20 |
| NEW 108-037NL | 1/2" x 12" | PEX | TM-550PNL | 49.78 | 20 |
| NEW 108-038 | 1/2" x 14" | PEX | TM-550P | 40.59 | 20 |
| NEW 108-038NL | 1/2" x 14" | PEX | TM-550PNL | 51.86 | 20 |

TM-550P1960 Mutli-Turn Frostfree Faucet

Traditional & no lead brass
125 CWP, ASTM F 1960 Cold Expansion
PEX Inlet
ANSI/NSF 61-G (NL models)
Multi-turn Softouch™ handle, patented
with integrated anti-siphon, brass cap



TM-550P1960 PEX

| | | | | | |
|----------------------|------------|----------|---------------|-------|------|
| NEW 108-041 | 1/2" x 4" | 1960 PEX | TM-550P1960 | 46.65 | 20/1 |
| NEW 108-041NL | 1/2" x 4" | 1960 PEX | TM-550PNL1960 | 53.00 | 20/1 |
| NEW 108-042 | 1/2" x 6" | 1960 PEX | TM-550P1960 | 48.07 | 20/1 |
| NEW 108-042NL | 1/2" x 6" | 1960 PEX | TM-550PNL1960 | 54.62 | 20/1 |
| NEW 108-043 | 1/2" x 8" | 1960 PEX | TM-550P1960 | 49.48 | 20/1 |
| NEW 108-043NL | 1/2" x 8" | 1960 PEX | TM-550PNL1960 | 56.23 | 20/1 |
| NEW 108-044 | 1/2" x 10" | 1960 PEX | TM-550P1960 | 52.85 | 20/1 |
| NEW 108-044NL | 1/2" x 10" | 1960 PEX | TM-550PNL1960 | 60.06 | 20/1 |
| NEW 108-045 | 1/2" x 12" | 1960 PEX | TM-550P1960 | 54.71 | 20/1 |
| NEW 108-045NL | 1/2" x 12" | 1960 PEX | TM-550PNL1960 | 62.17 | 20/1 |
| NEW 108-046 | 1/2" x 14" | 1960 PEX | TM-550P1960 | 57.68 | 20/1 |
| NEW 108-046NL | 1/2" x 14" | 1960 PEX | TM-550PNL1960 | 65.54 | 20/1 |

TM-550 Replacement Part

ANSI/NSF 61-G



TM-550 Brass Assembly & Spring

Seat Washer, Brass Cup Assembly & Spring

| | | | |
|----------------------|----------|------|-------|
| NEW 108-550 | TM-550 | 1.92 | 200/1 |
| NEW 108-550NL | TM-550NL | 2.08 | 200/1 |

TM-550, TM550 Repair Kit



Seat Washer, Brass Cup Assembly & Spring Vacuum breaker repair kit for T-550 & TM-550

| | | | |
|---------|----------------|------|-----|
| 108-903 | T-550 / TM-550 | 3.53 | -/- |
|---------|----------------|------|-----|



FROSTFREE SILLCOCKS**T-552 Multi-Turn Frostfree Sillcock**

Traditional & no lead brass
ISO 9002, 125 CWP
ASSE 1019A Certified
CSA Certified (Canada)
ANSI / NSF 61-G (NL models)
with integrated anti-siphon
Third party certified Truesdail



T-552



T-552 MNPT/FNPT



T-552 PEX

| Part No. | Size | Configuration | Model No. | List Price | Cs/Ct |
|-----------------------------------------------------------|------------|---------------|-----------|------------|-------|
| 1/2" T-552 is Combination 1/2" MNPT and 1/2" Sweat | | | | | |
| 108-121 | 1/2" x 4" | MNPT / Sweat | T-552 | 29.90 | 40/10 |
| 108-121NL | 1/2" x 4" | MNPT / Sweat | T-552NL | 31.98 | 40/10 |
| 108-122 | 1/2" x 6" | MNPT / Sweat | T-552 | 31.12 | 40/10 |
| 108-122NL | 1/2" x 6" | MNPT / Sweat | T-552NL | 33.14 | 40/10 |
| 108-123 | 1/2" x 8" | MNPT / Sweat | T-552 | 31.58 | 40/10 |
| 108-123NL | 1/2" x 8" | MNPT / Sweat | T-552NL | 34.35 | 40/10 |
| 108-124 | 1/2" x 10" | MNPT / Sweat | T-552 | 33.51 | 40/10 |
| 108-124NL | 1/2" x 10" | MNPT / Sweat | T-552NL | 35.76 | 40/10 |
| 108-125 | 1/2" x 12" | MNPT / Sweat | T-552 | 34.66 | 40/10 |
| 108-125NL | 1/2" x 12" | MNPT / Sweat | T-552NL | 36.96 | 40/10 |
| 108-126 | 1/2" x 14" | MNPT / Sweat | T-552 | 35.97 | 40/10 |
| 108-126NL | 1/2" x 14" | MNPT / Sweat | T-552NL | 38.32 | 40/10 |

3/4" T-552 is Combination 3/4" MNPT and 1/2" FNPT

| | | | | | |
|-----------|------------|-------------|---------|-------|-------|
| 108-133 | 3/4" x 8" | MNPT / FNPT | T-552 | 33.43 | 40/10 |
| 108-133NL | 3/4" x 8" | MNPT / FNPT | T-552NL | 37.51 | 40/10 |
| 108-134 | 3/4" x 10" | MNPT / FNPT | T-552 | 34.48 | 40/10 |
| 108-134NL | 3/4" x 10" | MNPT / FNPT | T-552NL | 38.92 | 40/10 |
| 108-135 | 3/4" x 12" | MNPT / FNPT | T-552 | 35.75 | 40/10 |
| 108-135NL | 3/4" x 12" | MNPT / FNPT | T-552NL | 40.18 | 40/10 |

| | | | | | |
|-----------|------------|--------------|----------|-------|-------|
| 108-141 | 1/2" x 4" | PEX (F 1807) | T-552P | 28.76 | 40/10 |
| 108-141NL | 1/2" x 4" | PEX (F 1807) | T-552PNL | 33.18 | 40/10 |
| 108-142 | 1/2" x 6" | PEX (F 1807) | T-552P | 30.00 | 40/10 |
| 108-142NL | 1/2" x 6" | PEX (F 1807) | T-552PNL | 35.10 | 40/10 |
| 108-143 | 1/2" x 8" | PEX (F 1807) | T-552P | 31.04 | 40/10 |
| 108-143NL | 1/2" x 8" | PEX (F 1807) | T-552PNL | 35.81 | 40/10 |
| 108-144 | 1/2" x 10" | PEX (F 1807) | T-552P | 32.23 | 40/10 |
| 108-144NL | 1/2" x 10" | PEX (F 1807) | T-552PNL | 37.08 | 40/10 |
| 108-145 | 1/2" x 12" | PEX (F 1807) | T-552P | 33.20 | 40/10 |
| 108-145NL | 1/2" x 12" | PEX (F 1807) | T-552PNL | 37.53 | 40/10 |
| 108-146 | 1/2" x 14" | PEX (F 1807) | T-552P | 32.80 | 40/10 |
| 108-146NL | 1/2" x 14" | PEX (F 1807) | T-552PNL | 40.25 | 40/10 |

T-552 Repair Accessories

Stem Repair Kit

Vacuum Breaker
Repair Kit**Vacuum Breaker Repair Kit**

| | | | | |
|---------|---------------|-----------------|------|-------|
| 108-138 | VB Repair Kit | T-552 & T-552NL | 3.34 | - / - |
|---------|---------------|-----------------|------|-------|

Stem Repair Kit

| | | | | |
|---------|-----------------|-----------------|------|-------|
| 108-139 | Stem Repair Kit | T-552 & T-552NL | 5.02 | - / - |
|---------|-----------------|-----------------|------|-------|

FROSTFREE SILLCOCKS

T-551 Standard Multi-Turn Frostfree Sillcock

Traditional & no lead brass
ISO 9002, 125 CWP



T-551

| Part No. | Size | Configuration | Model No. | List Price | Cs/Ct |
|-----------------------------------------------------------|------------|---------------|-----------|------------|-------|
| 1/2" T-551 is Combination 1/2" MNPT and 1/2" Sweat | | | | | |
| 108-101 | 1/2" x 4" | MNPT / Sweat | T-551 | 22.11 | 60/2 |
| 108-101NL | 1/2" x 4" | MNPT / Sweat | T-551NL | 24.57 | 60/2 |
| 108-102 | 1/2" x 6" | MNPT / Sweat | T-551 | 22.60 | 60/2 |
| 108-102NL | 1/2" x 6" | MNPT / Sweat | T-551NL | 25.11 | 60/2 |
| 108-103 | 1/2" x 8" | MNPT / Sweat | T-551 | 23.90 | 60/2 |
| 108-103NL | 1/2" x 8" | MNPT / Sweat | T-551NL | 26.55 | 60/2 |
| 108-104 | 1/2" x 10" | MNPT / Sweat | T-551 | 25.48 | 60/2 |
| 108-104NL | 1/2" x 10" | MNPT / Sweat | T-551NL | 28.31 | 60/2 |
| 108-105 | 1/2" x 12" | MNPT / Sweat | T-551 | 26.16 | 60/2 |
| 108-105NL | 1/2" x 12" | MNPT / Sweat | T-551NL | 29.07 | 60/2 |
| 108-106 | 1/2" x 14" | MNPT / Sweat | T-551 | 27.94 | 60/2 |
| 108-106NL | 1/2" x 14" | MNPT / Sweat | T-551NL | 31.04 | 60/2 |

3/4" T-551 is Combination 3/4" MNPT and 1/2" FNPT



T-551

| | | | | | |
|-----------|------------|-------------|---------|-------|------|
| 108-113 | 3/4" x 8" | MNPT / FNPT | T-551 | 25.43 | 60/2 |
| 108-113NL | 3/4" x 8" | MNPT / FNPT | T-551NL | 28.26 | 60/2 |
| 108-114 | 3/4" x 10" | MNPT / FNPT | T-551 | 27.30 | 60/2 |
| 108-114NL | 3/4" x 10" | MNPT / FNPT | T-551NL | 30.33 | 60/2 |
| 108-115 | 3/4" x 12" | MNPT / FNPT | T-551 | 28.70 | 60/2 |
| 108-115NL | 3/4" x 12" | MNPT / FNPT | T-551NL | 31.89 | 60/2 |

1/4 TURN PLUMBING VALVES

1/4 Turn Ball Valve Boiler Drain

Traditional & no lead forged brass
ISO 9002, 200 CWP
ANSI/NSF 61-G (NL only)



R-670



R-672

Boiler Drain Valve

1/2" R-670 & R-670NL is Combination 1/2" MNPT and 1/2" Sweat

| | | | | | |
|-----------|------|------|---------|-------|--------|
| 107-543 | 1/2" | MNPT | R-670 | 10.80 | 100/10 |
| 107-543NL | 1/2" | MNPT | R-670NL | 13.74 | 100/10 |
| 107-544 | 3/4" | MNPT | R-670 | 12.69 | 100/10 |
| 107-544NL | 3/4" | MNPT | R-670NL | 16.14 | 100/10 |

Boiler Drain Valve

| | | | | | |
|-----------|------|------|---------|-------|--------|
| 107-554 | 1/2" | FNPT | R-672 | 12.46 | 100/10 |
| 107-554NL | 1/2" | FNPT | R-672NL | 16.16 | 100/10 |
| 107-555 | 3/4" | FNPT | R-672 | 13.07 | 100/10 |
| 107-555NL | 3/4" | FNPT | R-672NL | 18.12 | 100/10 |

1/4 Turn Ball Valve Sillcock

Traditional & no lead forged brass
CSA Certified USA and Canada
ISO 9002, 200 CWP
ANSI/NSF 61-G (NL only)



R-673NL

Sillcock

| | | | | | |
|-----------|------|------|---------|-------|--------|
| 107-574 | 1/2" | FNPT | R-673 | 13.18 | 100/10 |
| 107-574NL | 1/2" | FNPT | R-673NL | 16.35 | 100/10 |
| 107-575 | 3/4" | FNPT | R-673 | 15.81 | 100/10 |
| 107-575NL | 3/4" | FNPT | R-673NL | 19.11 | 100/10 |

Sillcock

| | | | | | |
|-----------|------|-------|---------|-------|--------|
| 107-584 | 1/2" | Sweat | R-674 | 14.51 | 100/10 |
| 107-584NL | 1/2" | Sweat | R-674NL | 17.64 | 100/10 |

1/4 TURN PLUMBING VALVES**1/4 Turn Ball Valve Sillcock (cont.)**

Traditional & no lead forged brass
CSA Certified USA and Canada
ISO 9002, 200 CWP
ANSI/NSF 61-G (NL only)



| Part No. | Size | Configuration | Model No. | List Price | Cs/Ct |
|-----------|------|---------------|-----------|------------|--------|
| 107-585 | 3/4" | Sweat | R-674 | 15.74 | 100/10 |
| 107-585NL | 3/4" | Sweat | R-674NL | 20.21 | 100/10 |

1/4 Turn No Kink Hose Bibb

Traditional & no lead forged brass
ISO 9002, 200 CWP
ANSI / NSF 61-G (NL only)



R-671

**No Kink Hose Bibb**

1/2" R-671 is Combination 1/2" MNPT and 1/2" Sweat

| | | | | | |
|-----------|------|------|---------|-------|--------|
| 107-567 | 1/2" | MNPT | R-671 | 12.49 | 100/10 |
| 107-567NL | 1/2" | MNPT | R-671NL | 16.35 | 100/10 |
| 107-568 | 3/4" | MNPT | R-671 | 13.29 | 100/10 |
| 107-568NL | 3/4" | MNPT | R-671NL | 17.41 | 100/10 |

1/4 Turn Ball Valve Hose Bibb

Traditional & no lead forged brass
ISO 9002, 200 CWP
ANSI/NSF 61-G (NL only)

**Ball Valve Hose Bibb**

1/2" T-537, T-537L & T-540 is Combination 1/2" MNPT and 1/2" Sweat

| | | | | | |
|-----------|------|------|---------|-------|--------|
| 107-167 | 1/2" | MNPT | T-537 | 12.18 | 100/10 |
| 107-167NL | 1/2" | MNPT | T-537NL | 15.48 | 100/10 |
| 107-168 | 3/4" | MNPT | T-537 | 15.36 | 100/10 |
| 107-168NL | 3/4" | MNPT | T-537NL | 19.44 | 100/10 |

Ball Valve Hose Bibb

1/2" T-537, T-537L & T-540 is Combination 1/2" MNPT and 1/2" Sweat

| | | | | | |
|-----------|------|------|----------|-------|--------|
| 107-162 | 1/2" | MNPT | T-537L | 12.18 | 100/10 |
| 107-162NL | 1/2" | MNPT | T-537LNL | 15.48 | 100/10 |
| 107-163 | 3/4" | MNPT | T-537L | 15.36 | 100/10 |
| 107-163NL | 3/4" | MNPT | T-537LNL | 19.44 | 100/10 |

**Water Heater Drain Valve**

| | | | | | |
|-----------|------|------|---------|-------|--------|
| 107-169 | 3/4" | MNPT | T-540 | 15.78 | 100/10 |
| 107-169NL | 3/4" | MNPT | T-540NL | 19.44 | 100/10 |

1/4 Turn Ball Valve Flanged Sillcock

Forged brass
125 CWP
ISO 9002

**Lever Handle**

| | | | | | |
|---------|------|-------|----------|-------|-------|
| 107-464 | 1/2" | FNPT | T-541FLG | 11.51 | 72/12 |
| 107-465 | 3/4" | FNPT | T-541FLG | 12.26 | 72/12 |
| 107-474 | 1/2" | Sweat | S-541FLG | 11.51 | 72/12 |
| 107-475 | 3/4" | Sweat | S-541FLG | 12.26 | 72/12 |

1/4 TURN PLUMBING VALVES

1/4 Turn Ball Valve Flanged Sillcock, Chrome Plated

Forged brass
125 CWVP



NEW

NEW

NEW

NEW

| Part No. | Size | Configuration | Model No. | List Price | Cs/Ct |
|-----------|------|---------------|-----------|------------|-------|
| 107-464CP | 1/2" | FNPT | T-541CFL | 14.67 | 72/12 |
| 107-465CP | 3/4" | FNPT | T-541CFL | 15.89 | 72/12 |
| 107-474CP | 1/2" | Solder | S-541CFL | 14.67 | 72/12 |
| 107-475CP | 3/4" | Solder | S-541CFL | 15.89 | 72/12 |

T-547RB Commercial Ball Valve Sillcock

125 psi max temp 180°F
ASSE 1011, CSA B62.2.2 (Canada)
ISO 9002



NEW

NEW

Quarter-turn, includes a Softouch™ handle and loose key

| | | | | | |
|---------|------|-------------|---------|-------|------|
| 107-431 | 1/2" | FNPT x MGHT | T-547RB | 35.66 | 24/1 |
| 107-432 | 3/4" | FNPT x MGHT | T-547RB | 36.66 | 24/1 |

T-548 Satin Commercial Ball Type Sillcock

125 psi max temp 180°F
ASSE 1011, CSA B62.2.2 (Canada)
ISO 9002



NEW

NEW

Quarter-turn, includes a Softouch™ handle and loose key

| | | | | | |
|---------|------|-------------|-------|-------|------|
| 107-441 | 1/2" | FNPT x MGHT | T-548 | 36.62 | 24/1 |
| 107-442 | 3/4" | FNPT x MGHT | T-548 | 37.62 | 24/1 |

T-549CP Commercial Ball Type Sillcock

125 psi max temp 180°F
ASSE 1011, CSA B62.2.2
ISO 9002



NEW

NEW

Quarter-turn, includes a Softouch™ handle and loose key

| | | | | | |
|---------|------|-------------|---------|-------|------|
| 107-451 | 1/2" | FNPT x MGHT | T-549CP | 38.23 | 24/1 |
| 107-452 | 3/4" | FNPT x MGHT | T-549CP | 39.23 | 24/1 |

Did you know? Legend ships every order complete or you will receive 5% off the backorder.

LOW PRESSURE PLUMBING VALVES

Stop Valves

Traditional & no lead brass
ISO 9002, 125 CWP
ANSI/NSF 61-G (NL only)
Third party certified Truesdail



S-501NL



T-501NL



T-501X



S-501PNL



| Part No. | Size | Configuration | Model No. | List Price | Cs/Ct |
|-----------|------|---------------|-----------|------------|--------|
| 107-103NL | 1/2" | FNPT x FNPT | T-501NL | 10.54 | 100/10 |
| 107-104NL | 3/4" | FNPT x FNPT | T-501NL | 12.89 | 100/10 |
| 107-113NL | 1/2" | Sweat x Sweat | S-501NL | 8.71 | 100/10 |
| 107-114NL | 3/4" | Sweat x Sweat | S-501NL | 11.42 | 100/10 |
| 107-106 | 1/2" | FNPT x FNPT | T-501X | 10.44 | 144/12 |
| 107-107 | 3/4" | FNPT x FNPT | T-501X | 10.54 | 144/12 |
| 107-110NL | 1/2" | PEX x PEX | S-501PNL | 14.03 | 100/10 |
| 107-111NL | 3/4" | PEX x PEX | S-501PNL | 19.11 | 100/10 |

Long Bonnet Stop Valve

Traditional & no lead brass
ISO 9002, 125 CWP
ANSI/NSF 61-G (NL only)
15 WSP (T/S 505 only)
Third party certified Truesdail



Straight

| | | | | | |
|-----------|------|---------------|---------|-------|--------|
| 107-253 | 1/2" | FNPT x FNPT | T-504 | 13.30 | 100/10 |
| 107-253NL | 1/2" | FNPT x FNPT | T-504NL | 17.09 | 100/10 |
| 107-255 | 1/2" | Sweat x Sweat | S-504 | 12.56 | 100/10 |
| 107-255NL | 1/2" | Sweat x Sweat | S-504NL | 16.53 | 100/10 |
| 107-256 | 3/4" | Sweat x Sweat | S-504 | 15.18 | 72/6 |
| 107-256NL | 3/4" | Sweat x Sweat | S-504NL | 17.86 | 72/6 |

Angle

| | | | | | |
|-----------|------|---------------|---------|-------|--------|
| 107-257 | 1/2" | FNPT x FNPT | T-505 | 14.05 | 100/10 |
| 107-257NL | 1/2" | FNPT x FNPT | T-505NL | 17.73 | 100/10 |
| 107-259 | 1/2" | Sweat x Sweat | S-505 | 14.50 | 100/10 |
| 107-259NL | 1/2" | Sweat x Sweat | S-505NL | 17.03 | 100/10 |

Angle Stop Valve

No lead brass
ISO 9002, 125 CWP
ANSI/NSF 61-G
Third party certified Truesdail

S-503NL



T-503NL



| | | | | | |
|-----------|------|---------------|---------|-------|--------|
| 107-116NL | 1/2" | FNPT x FNPT | T-503NL | 14.18 | 100/10 |
| 107-117NL | 3/4" | FNPT x FNPT | T-503NL | 16.35 | 100/10 |
| 107-118NL | 1/2" | Sweat x Sweat | S-503NL | 11.48 | 100/10 |
| 107-119NL | 3/4" | Sweat x Sweat | S-503NL | 14.39 | 100/10 |

LOW PRESSURE PLUMBING VALVES

Stop and Waste Valve

No lead brass
ISO 9002, 125 CWP
ANSI/NSF 61-G
Third party certified Truesdail



S-511NL

T-511NL

S-511PNL

T-512NL

| Part No. | Size | Configuration | Model No. | List Price | Cs/Ct |
|-----------|------|---------------|-----------|------------|--------|
| 107-123NL | 1/2" | FNPT x FNPT | T-511NL | 12.20 | 100/10 |
| 107-124NL | 3/4" | FNPT x FNPT | T-511NL | 14.68 | 100/10 |
| 107-133NL | 1/2" | Sweat x Sweat | S-511NL | 9.07 | 100/10 |
| 107-134NL | 3/4" | Sweat x Sweat | S-511NL | 11.62 | 100/10 |
| 107-316NL | 1/2" | Comp x Comp | T-512NL | 17.94 | 100/10 |
| 107-317NL | 3/4" | Comp x Comp | T-512NL | 21.55 | 100/10 |
| 107-130NL | 1/2" | PEX x PEX | S-511PNL | 15.42 | 100/10 |
| 107-131NL | 3/4" | PEX x PEX | S-511PNL | 20.90 | 100/10 |

Boiler Drain

Traditional & no lead brass
ISO 9002, 125 CWP
ANSI/NSF 61-G (NL only)
CSA (Canada)
Third party certified Truesdail



T-521

T-522

S-524

T-523NL

S-521P

T-206

1/2" Male T-521 is Combination 1/2" MNPT and 1/2" Sweat

| | | | | | |
|-----------|------|-------------|----------|-------|--------|
| 107-143 | 1/2" | MNPT | T-521 | 6.64 | 100/10 |
| 107-143NL | 1/2" | MNPT | T-521NL | 9.30 | 100/10 |
| 107-144 | 3/4" | MNPT | T-521 | 7.67 | 100/10 |
| 107-144NL | 3/4" | MNPT | T-521NL | 10.33 | 100/10 |
| 107-146 | 3/4" | Sweat | S-521 | 8.86 | 144/12 |
| 107-146NL | 3/4" | Sweat | S-521NL | 11.67 | 144/12 |
| 107-154 | 1/2" | FNPT | T-522 | 7.72 | 100/10 |
| 107-154NL | 1/2" | FNPT | T-522NL | 9.64 | 100/10 |
| 107-155 | 3/4" | FNPT | T-522 | 8.50 | 100/10 |
| 107-155NL | 3/4" | FNPT | T-522NL | 11.19 | 100/10 |
| 107-148 | 1/2" | Fitting | S-524 | 10.25 | 100/12 |
| 107-148NL | 1/2" | Fitting | S-524NL | 11.06 | 100/12 |
| 107-157NL | 1/2" | Compression | T-523NL | 19.35 | 100/10 |
| 107-159 | 1/2" | PEX | S-521P | 10.46 | 100/10 |
| 107-159NL | 1/2" | PEX | S-521PNL | 13.80 | 100/10 |

No Stuffing Box

| | | | | | |
|-----------|------|------|---------|------|--------|
| 107-327 | 1/2" | MNPT | T-206 | 6.25 | 144/12 |
| 107-327NL | 1/2" | MNPT | T-206NL | 7.23 | 144/12 |
| 107-328 | 3/4" | MNPT | T-206 | 6.25 | 144/12 |
| 107-328NL | 3/4" | MNPT | T-206NL | 8.22 | 144/12 |



LOW PRESSURE PLUMBING VALVES**Hose Bibb**

Traditional & no lead brass
ISO 9002, 125 CWP
ANSI/NSF 61-G (NL only)
Third party certified Truesdail



T-531



T-532



T-532CP



T-533



T-534



S-535

| Part No. | Size | Configuration | Model No. | List Price | Cs/Ct |
|----------------------------------------------------------------|------|---------------|-----------|------------|--------|
| 1/2" Male T-531 is Combination 1/2" MNPT and 1/2" Sweat | | | | | |
| 107-164 | 1/2" | MNPT | T-531 | 6.56 | 100/10 |
| 107-164NL | 1/2" | MNPT | T-531NL | 8.28 | 100/10 |
| 107-165 | 3/4" | MNPT | T-531 | 7.61 | 100/10 |
| 107-165NL | 3/4" | MNPT | T-531NL | 9.78 | 100/10 |

Plain End Sampling Valve

1/2" Male T-532 is Combination 1/2" MNPT and 1/2" Sweat

| | | | | | |
|-----------|------|------|---------|-------|--------|
| 107-173 | 1/2" | MNPT | T-532 | 8.79 | 144/12 |
| 107-173NL | 1/2" | MNPT | T-532NL | 11.02 | 144/12 |
| 107-171 | 3/4" | MNPT | T-532 | 10.74 | 144/12 |
| 107-171NL | 3/4" | MNPT | T-532NL | 13.43 | 144/12 |

Chrome Plated Plain End Valve

1/2" Male T-532CP is Combination 1/2" MNPT and 1/2" Sweat

| | | | | | |
|-----------|------|------|-----------|-------|--------|
| 107-423 | 1/2" | MNPT | T-532CP | 14.20 | 144/12 |
| 107-423NL | 1/2" | MNPT | T-532CPNL | 17.29 | 144/12 |
| 107-424 | 3/4" | MNPT | T-532CP | 15.75 | 144/12 |
| 107-424NL | 3/4" | MNPT | T-532CPNL | 19.67 | 144/12 |

No Kink

1/2" Male T-533 is Combination 1/2" MNPT and 1/2" Sweat

| | | | | | |
|-----------|------|------|---------|-------|--------|
| 107-203 | 1/2" | MNPT | T-533 | 8.54 | 144/12 |
| 107-203NL | 1/2" | MNPT | T-533NL | 9.78 | 144/12 |
| 107-204 | 3/4" | MNPT | T-533 | 8.95 | 144/12 |
| 107-204NL | 3/4" | MNPT | T-533NL | 11.18 | 144/12 |

| | | | | | |
|-----------|------|------|---------|-------|--------|
| 107-213 | 1/2" | FNPT | T-534 | 7.35 | 144/12 |
| 107-213NL | 1/2" | FNPT | T-534NL | 9.19 | 144/12 |
| 107-214 | 3/4" | FNPT | T-534 | 8.59 | 144/12 |
| 107-214NL | 3/4" | FNPT | T-534NL | 10.54 | 144/12 |

S-535 is Combination 3/4" Fitting and 1/2" Sweat

| | | | | | |
|-----------|-------------|-------------|---------|-------|--------|
| 107-223 | 3/4" / 1/2" | FTG / Sweat | S-535 | 8.83 | 144/12 |
| 107-223NL | 3/4" / 1/2" | FTG / Sweat | S-535NL | 11.36 | 144/12 |

LOW PRESSURE PLUMBING VALVES

Heavy Pattern Hose Bibb

Traditional & no lead brass
ISO 9002, 125 CWP
ANSI/NSF 61-G (NL only)



T-531HP



T-533HP



T-534HP

Third party certified Truesdail



T-536HP



S-535HP

| Part No. | Size | Configuration | Model No. | List Price | Cs/Ct |
|------------------------------------------------------------------|-------------|---------------|-----------|------------|--------|
| 1/2" Male T-531HP is Combination 1/2" MNPT and 1/2" Sweat | | | | | |
| 107-263 | 1/2" | MNPT | T-531HP | 13.85 | 72/12 |
| 107-263NL | 1/2" | MNPT | T-531HPNL | 17.09 | 72/12 |
| 107-264 | 3/4" | MNPT | T-531HP | 15.01 | 72/12 |
| 107-264NL | 3/4" | MNPT | T-531HPNL | 18.74 | 72/12 |
| 107-265 | 1" | MNPT | T-531HP | 40.03 | 72/12 |
| 107-265NL | 1" | MNPT | T-531HPNL | 49.99 | 72/12 |
| No Kink | | | | | |
| 107-267 | 1/2" | MNPT | T-533HP | 11.99 | 72/12 |
| 107-267NL | 1/2" | MNPT | T-533HPNL | 14.82 | 72/12 |
| 107-268 | 3/4" | MNPT | T-533HP | 12.85 | 72/12 |
| 107-268NL | 3/4" | MNPT | T-533HPNL | 15.19 | 72/12 |
| 107-270 | 1/2" | FNPT | T-534HP | 11.73 | 72/12 |
| 107-270NL | 1/2" | FNPT | T-534HPNL | 13.88 | 72/12 |
| 107-271 | 3/4" | FNPT | T-534HP | 13.05 | 72/12 |
| 107-271NL | 3/4" | FNPT | T-534HPNL | 15.75 | 72/12 |
| S-535HP is Combination 3/4" Fitting and 1/2" Sweat | | | | | |
| 107-275 | 3/4" / 1/2" | FTG / Sweat | S-535HP | 9.41 | 100/10 |
| 107-275NL | 3/4" / 1/2" | FTG / Sweat | S-535HPNL | 12.89 | 100/10 |
| 107-277 | 1/2" | Compression | T-536HP | 11.81 | 100/10 |
| 107-277NL | 1/2" | Compression | T-536HPNL | 14.75 | 100/10 |

Did you know? Legend guarantees error-free transactions or you will receive 5% off the error.



LOW PRESSURE PLUMBING VALVES

Sillcock

Traditional & no lead brass
ISO 9002, 125 CWP
CSA (Canada) no lead only
ANSI/NSF 61-G (NL only)



S-541



T-541LS

S-211



S-541P

| Part No. | Size | Configuration | Model No. | List Price | Cs/Ct |
|-----------|------|---------------|-----------|------------|--------|
| 107-174 | 1/2" | FNPT | T-541 | 8.54 | 100/10 |
| 107-174NL | 1/2" | FNPT | T-541NL | 11.31 | 100/10 |
| 107-175 | 3/4" | FNPT | T-541 | 10.99 | 100/10 |
| 107-175NL | 3/4" | FNPT | T-541NL | 13.86 | 100/10 |
| 107-184 | 1/2" | Sweat | S-541 | 8.15 | 100/10 |
| 107-184NL | 1/2" | Sweat | S-541NL | 10.92 | 100/10 |
| 107-185 | 3/4" | Sweat | S-541 | 10.67 | 100/10 |
| 107-185NL | 3/4" | Sweat | S-541NL | 13.32 | 100/10 |

With Lockshield

| | | | | | |
|-----------|------|-------|-----------|-------|--------|
| 107-187 | 1/2" | FNPT | T-541LS | 17.03 | 100/10 |
| 107-187NL | 1/2" | FNPT | T-541LSNL | 20.89 | 100/10 |
| 107-188 | 3/4" | FNPT | T-541LS | 18.93 | 100/10 |
| 107-188NL | 3/4" | FNPT | T-541LSNL | 23.36 | 100/10 |
| 107-189 | 1/2" | Sweat | S-541LS | 16.85 | 100/10 |
| 107-189NL | 1/2" | Sweat | S-541LSNL | 21.04 | 100/10 |

S-211 is Combination 3/4" Fitting and 1/2" Sweat

| | | | | | |
|-----------|-------------|-------------|----------|-------|--------|
| 107-347 | 3/4" / 1/2" | FTG / Sweat | S-211 | 8.72 | 144/12 |
| 107-347NL | 3/4" / 1/2" | FTG / Sweat | S-211NL | 10.96 | 144/12 |
| 107-183 | 1/2" | PEX | S-541P | 11.17 | 100/10 |
| 107-183NL | 1/2" | PEX | S-541PNL | 14.25 | 100/10 |

Commercial Sillcock, Chrome Plated

Traditional & no lead brass
ISO 9002, 125 CWP
CSA (Canada) no lead only
ANSI/NSF 61-G (NL only)



T-545



T-546



KEY



T-545VB

| | | | | | |
|-----------|------|------|---------|-------|--------|
| 107-403 | 1/2" | FNPT | T-545 | 26.60 | 144/12 |
| 107-403NL | 1/2" | FNPT | T-545NL | 31.35 | 144/12 |
| 107-404 | 3/4" | FNPT | T-545 | 28.74 | 144/12 |
| 107-404NL | 3/4" | FNPT | T-545NL | 34.92 | 144/12 |

With Lockshield

| | | | | | |
|-----------|------|------|---------|-------|--------|
| 107-407 | 1/2" | FNPT | T-546 | 30.90 | 144/12 |
| 107-407NL | 1/2" | FNPT | T-546NL | 36.95 | 144/12 |
| 107-408 | 3/4" | FNPT | T-546 | 30.74 | 144/12 |
| 107-408NL | 3/4" | FNPT | T-546NL | 37.99 | 144/12 |

Key only for T-546

| | | | |
|---------|---------------|------|-------|
| 107-410 | Key for T-546 | 2.63 | - / - |
|---------|---------------|------|-------|

With Assembled Chrome Plated Vacuum Breaker

| | | | | | |
|-----------|------|------|-----------|-------|--------|
| 107-413 | 1/2" | FNPT | T-545VB | 41.80 | 144/12 |
| 107-413NL | 1/2" | FNPT | T-545VBNL | 52.40 | 144/12 |
| 107-414 | 3/4" | FNPT | T-545VB | 43.15 | 144/12 |
| 107-414NL | 3/4" | FNPT | T-545VBNL | 51.34 | 144/12 |

LOW PRESSURE PLUMBING VALVES

Commercial Sillcock, Chrome Plated (cont.)

Traditional & no lead brass
ISO 9002, 125 CWP
CSA (Canada) no lead only
ANSI/NSF 61-G (NL only)



T-546VB

| Part No. | Size | Configuration | Model No. | List Price | Cs/Ct |
|---------------------------------------------------------------------|------|---------------|-----------|------------|--------|
| With Lockshield & Assembled Chrome Plated Vacuum Breaker | | | | | |
| 107-417 | 1/2" | FNPT | T-546VB | 42.75 | 144/12 |
| 107-417NL | 1/2" | FNPT | T-546VBNL | 48.79 | 144/12 |
| 107-418 | 3/4" | FNPT | T-546VB | 45.07 | 144/12 |
| 107-418NL | 3/4" | FNPT | T-546VBNL | 53.29 | 144/12 |

Bent Nose Garden Valve

Traditional & no lead brass
ISO 9002, 125 CWP
ANSI/NSF 61-G (NL only)
Third party certified Truesdail



T-544



T-543

| | | | | | |
|-----------|------|------|---------|-------|--------|
| 107-243 | 1/2" | FNPT | T-543 | 10.50 | 100/10 |
| 107-243NL | 1/2" | FNPT | T-543NL | 12.82 | 100/10 |
| 107-244 | 3/4" | FNPT | T-543 | 11.13 | 72/12 |
| 107-244NL | 3/4" | FNPT | T-543NL | 13.21 | 72/12 |
| 107-245 | 1" | FNPT | T-543 | 11.87 | 72/12 |
| 107-245NL | 1" | FNPT | T-543NL | 14.08 | 72/12 |

Inverted

| | | | | | |
|-----------|------|------|---------|-------|--------|
| 107-246 | 3/4" | FNPT | T-544 | 12.67 | 144/12 |
| 107-246NL | 3/4" | FNPT | T-544NL | 15.82 | 144/12 |

Water Heater Drain Valve

Traditional & no lead brass
ISO 9002, 125 CWP
NSF 372 (NL)



T-539

| | | | | | |
|-----------|------|------|---------|-------|--------|
| 107-192 | 3/4" | MNPT | T-539 | 16.14 | 144/12 |
| 107-192NL | 3/4" | MNPT | T-539NL | 19.50 | 144/12 |

SUPPLY STOPS - 1/4 TURN

INSTA-LOC™ 1/4 Turn Push-Fit CP Supply Stop

No lead forged brass
ISO 9002, 125 CWP, max temp 120°
ANSI/NSF 61-G
Third party certified Truesdail



T-596NL



T-595NL

Angle Valves

| | | | | | |
|-----------|-------------|-----------|---------|-------|-------|
| 114-903NL | 1/2" x 3/8" | Push x OD | T-595NL | 14.41 | 120/5 |
| 114-904NL | 1/2" x 1/4" | Push x OD | T-595NL | 14.61 | 120/5 |

Straight Valves

| | | | | | |
|-----------|-------------|-----------|---------|-------|-------|
| 114-913NL | 1/2" x 3/8" | Push x OD | T-596NL | 14.41 | 120/5 |
| 114-914NL | 1/2" x 1/4" | Push x OD | T-596NL | 14.61 | 120/5 |

1/4 Turn Angle Valve

No lead forged brass
ISO 9002, 125 CWP
ANSI/NSF 61-G
Third party certified Truesdail



OD x OD
T-595NL



FNPT x OD
T-595NL

NEW

| | | | | | |
|-----------|-------------|-------------------|---------|-------|-------|
| 114-602NL | 3/8" x 3/8" | FNPT x OD | T-595NL | 8.31 | 120/5 |
| 114-603NL | 1/2" x 3/8" | FNPT x OD | T-595NL | 8.56 | 120/5 |
| 114-604NL | 5/8" x 3/8" | OD x OD | T-595NL | 9.78 | 120/5 |
| 114-607NL | 1/2" x 3/8" | CPVC x OD | T-595NL | 12.24 | 120/5 |
| 114-609NL | 1/2" x 3/8" | PEX x OD | T-595NL | 8.81 | 120/5 |
| 114-606NL | 1/2" x 3/8" | PEX (F 1960) x OD | T-595NL | 8.90 | 120/5 |
| 114-613NL | 1/2" x 3/8" | Sweat x OD | T-595NL | 9.00 | 120/5 |



SUPPLY STOPS - 1/4 TURN**1/4 Turn Angle Valve (cont.)**

No lead forged brass
ISO 9002, 125 CWP
ANSI/NSF 61-G
Third party
certified Truesdail

**Icemaker Valve**

| | | | | | |
|-----------|-------------|-------------------|---------|-------|-------|
| 114-614NL | 5/8" x 1/4" | OD x OD | T-595NL | 11.56 | 120/5 |
| 114-615NL | 1/2" x 1/4" | PEX x OD | T-595NL | 9.41 | 120/5 |
| 114-605NL | 1/2" x 1/4" | PEX (F 1960) x OD | T-595NL | 8.90 | 120/5 |

Polished Brass

| | | | | | |
|-----------|-------------|---------|-----------|-------|-------|
| 114-624NL | 5/8" x 3/8" | OD x OD | T-595PBNL | 25.22 | 120/5 |
|-----------|-------------|---------|-----------|-------|-------|

Slip Joint Outlet 1/2" Or 7/16" OD

| | | | | | |
|-----------|------|-----------|---------|-------|-------|
| 114-653NL | 1/2" | FNPT x SJ | T-593NL | 12.31 | 120/5 |
| 114-654NL | 5/8" | OD x SJ | T-593NL | 14.31 | 120/5 |

1/4 Turn Straight Valve

No lead forged brass
ISO 9002, 125 CWP, max temp 120°F
ANSI/NSF 61-G
Third party certified Truesdail



| | | | | | |
|-----------|-------------|-------------------|---------|-------|-------|
| 114-702NL | 3/8" x 3/8" | FNPT x OD | T-596NL | 8.56 | 120/5 |
| 114-703NL | 1/2" x 3/8" | FNPT x OD | T-596NL | 10.32 | 120/5 |
| 114-704NL | 5/8" x 3/8" | OD x OD | T-596NL | 9.41 | 120/5 |
| 114-707NL | 1/2" x 3/8" | CPVC x OD | T-596NL | 12.06 | 120/5 |
| 114-709NL | 1/2" x 3/8" | PEX x OD | T-596NL | 8.63 | 120/5 |
| 114-710NL | 1/2" x 1/2" | PEX x PEX | T-596NL | 11.65 | 120/5 |
| 114-706NL | 1/2" x 3/8" | PEX (F 1960) x OD | T-596NL | 8.90 | 120/5 |
| 114-713NL | 1/2" x 3/8" | Sweat x OD | T-596NL | 8.57 | 120/5 |

Icemaker Valve

| | | | | | |
|-----------|-------------|-------------------|---------|-------|-------|
| 114-714NL | 5/8" x 1/4" | OD x OD | T-596NL | 11.56 | 120/5 |
| 114-715NL | 1/2" x 1/4" | PEX x OD | T-596NL | 9.41 | 120/5 |
| 114-705NL | 1/2" x 1/4" | PEX (F 1960) x OD | T-596NL | 8.90 | 120/5 |

Polished Brass

| | | | | | |
|-----------|-------------|---------|-----------|-------|-------|
| 114-724NL | 5/8" x 3/8" | OD x OD | T-596PBNL | 31.50 | 120/5 |
|-----------|-------------|---------|-----------|-------|-------|

Slip Joint Outlet 1/2" Or 7/16" OD

| | | | | | |
|-----------|------|-----------|---------|-------|-------|
| 114-753NL | 1/2" | FNPT x SJ | T-594NL | 10.62 | 120/5 |
| 114-754NL | 5/8" | OD x SJ | T-594NL | 13.46 | 120/5 |

1/4 Turn Dual Outlet Valve

No lead forged brass
ISO 9002, 125 CWP, max temp 120°F
ANSI/NSF 61-G
Third party certified Truesdail



| | | | | | |
|-----------|--------------------|------------------------|---------|-------|-------|
| 114-803NL | 1/2" x 3/8" x 3/8" | FNPT x OD x OD | T-597NL | 14.07 | 120/5 |
| 114-804NL | 5/8" x 3/8" x 3/8" | OD x OD x OD | T-597NL | 16.31 | 120/5 |
| 114-823NL | 1/2" x 3/8" x 1/4" | FNPT x OD x OD | T-597NL | 13.94 | 120/5 |
| 114-824NL | 5/8" x 3/8" x 1/4" | OD x OD x OD | T-597NL | 16.18 | 120/5 |
| 114-805NL | 1/2" x 3/8" x 1/4" | PEX x OD x OD | T-597NL | 11.24 | 120/5 |
| 114-806NL | 1/2" x 3/8" x 3/8" | PEX x OD x OD | T-597NL | 11.24 | 120/5 |
| 114-801NL | 1/2" x 3/8" x 1/4" | PEX (F 1960) x OD x OD | T-597NL | 12.57 | 120/5 |
| 114-802NL | 1/2" x 3/8" x 3/8" | PEX (F 1960) x OD x OD | T-597NL | 12.57 | 120/5 |

SUPPLY STOPS - TRADITIONAL STYLE

Multi-Turn Angle Valve

No lead forged brass
 ISO 9002, 110 CWP
 ANSI/NSF 61-G



OD x OD
 T-581NL



CPVC x OD
 T-581NL



PEX x OD
 T-581PNL



Sweat x OD
 S-581ETNL



OD x OD
 T-581PBNL



PEX x OD
 T-581RBNL



OD x SJ
 T-583NL



Sweat x OD
 S-581LSNL

| Part No. | Size | Configuration | Model No. | List Price | Cs/Ct |
|-----------|-------------|---------------|-----------------|------------|--------|
| 114-101NL | 3/8" x 3/8" | OD x OD | T-581NL (CR-1B) | 7.80 | 200/10 |
| 114-102NL | 3/8" x 3/8" | FNPT x OD | T-581NL (R-15) | 6.45 | 200/10 |
| 114-103NL | 1/2" x 3/8" | FNPT x OD | T-581NL (R-17) | 7.36 | 200/10 |
| 114-104NL | 5/8" x 3/8" | OD x OD | T-581NL (CR-19) | 8.14 | 200/10 |
| 114-107NL | 1/2" x 3/8" | CPVC x OD | T-581NL (PR-19) | 9.94 | 200/10 |

| | | | | | |
|-----------|-------------|------------|----------------|------|--------|
| 114-113NL | 1/2" x 3/8" | Sweat x OD | S-581NL (R-19) | 6.70 | 200/10 |
| 114-109NL | 1/2" x 3/8" | PEX x OD | T-581PNL | 7.83 | 200/10 |

Icemaker Valve

| | | | | | |
|-----------|-------------|---------|-----------------|------|--------|
| 114-116NL | 5/8" x 1/4" | OD x OD | T-581NL (CR-09) | 7.89 | 200/10 |
|-----------|-------------|---------|-----------------|------|--------|

With 5" Extension Tube & Bell Escutcheon

| | | | | | |
|-----------|-------------|------------|--------------------|-------|-------|
| 114-115NL | 1/2" x 3/8" | Sweat x OD | S-581ETNL (CS-40B) | 13.13 | 100/1 |
|-----------|-------------|------------|--------------------|-------|-------|

Rough Brass Stops

| | | | | | |
|-----------|-------------|------------|-------------------|------|--------|
| 114-153NL | 1/2" x 3/8" | FNPT x OD | T-581RBNL (R-17R) | 6.77 | 200/10 |
| 114-154NL | 5/8" x 3/8" | OD x OD | T-581RBNL (CR19R) | 7.48 | 200/10 |
| 114-163NL | 1/2" x 3/8" | Sweat x OD | T-581RBNL (R19R) | 7.36 | 200/10 |

Polished Brass

| | | | | | |
|-----------|-------------|---------|-----------|-------|--------|
| 114-304NL | 5/8" x 3/8" | OD x OD | T-581PBNL | 18.40 | 200/10 |
|-----------|-------------|---------|-----------|-------|--------|

| | | | | | |
|-----------|-------------|-----------------|----------------|-------|--------|
| 114-123NL | 1/2" x 1/2" | FNPT x OD | T-581NL (R-37) | 8.88 | 200/10 |
| 114-124NL | 5/8" x 1/2" | OD x OD (CR-39) | T-581NL (R-39) | 10.13 | 200/10 |

| | | | | | |
|-----------|-------------|------------|----------------|------|--------|
| 114-126NL | 1/2" x 1/2" | Sweat x OD | S-581NL (R-39) | 9.24 | 200/10 |
|-----------|-------------|------------|----------------|------|--------|

Slip Joint Outlet 1/2" or 7/16" OD

| | | | | | |
|-----------|------|------------|----------------|-------|--------|
| 114-133NL | 1/2" | FNPT x SJ | T-583NL | 9.28 | 200/10 |
| 114-134NL | 5/8" | OD x SJ | T-583NL (3341) | 11.28 | 200/10 |
| 114-136NL | 1/2" | Sweat x SJ | S-583NL (3321) | 10.47 | 200/10 |

With Lockshield

| | | | | | |
|-----------|-------------|-----------|-----------|-------|--------|
| 114-143NL | 1/2" x 3/8" | FNPT x OD | T-581LSNL | 10.07 | 200/10 |
| 114-144NL | 5/8" x 3/8" | OD x OD | T-581LSNL | 10.87 | 200/10 |

| | | | | | |
|-----------|-------------|------------|-----------|------|--------|
| 114-146NL | 1/2" x 3/8" | Sweat x OD | S-581LSNL | 9.60 | 200/10 |
|-----------|-------------|------------|-----------|------|--------|



SUPPLY STOPS - TRADITIONAL STYLE

Multi-Turn Straight Valves

No lead forged brass
ISO 9002, 110 CWP
ANSI/NSF 61-G



PEX x OD
T-591PNL



CPVC x OD
T-582NL



Sweat x OD
S-582ETNL



OD x OD
T-582NL

FNPT x SJ
T-584NL



| Part No. | Size | Configuration | Model No. | List Price | Cs/Ct |
|-----------|-------------|---------------|-----------------|------------|--------|
| 114-200NL | 1/4" x 1/4" | OD x OD | T-582NL | 8.15 | 200/10 |
| 114-201NL | 3/8" x 3/8" | OD x OD | T-582NL (CR-11) | 8.59 | 200/10 |
| 114-202NL | 3/8" x 3/8" | FNPT x OD | T-582NL (R-10) | 8.22 | 200/10 |
| 114-203NL | 1/2" x 3/8" | FNPT x OD | T-582NL (R-12) | 9.08 | 200/10 |
| 114-204NL | 5/8" x 3/8" | OD x OD | T-582NL (CR-14) | 9.49 | 200/10 |
| 114-207NL | 1/2" x 3/8" | CPVC x OD | T-582NL (PR-14) | 11.09 | 200/10 |
| 114-209NL | 1/2" x 3/8" | PEX x OD | T-582PNL | 8.16 | 200/10 |
| 114-513NL | 1/2" x 1/2" | PEX x PEX | T-591PNL | 8.11 | 200/10 |

| | | | | | |
|-----------|-------------|------------|----------------|------|--------|
| 114-213NL | 1/2" x 3/8" | Sweat x OD | S-582NL (R-14) | 9.03 | 200/10 |
|-----------|-------------|------------|----------------|------|--------|

With 5" Extension Tube & Bell Escutcheon

| | | | | | |
|-----------|-------------|------------|--------------------|-------|--------|
| 114-215NL | 1/2" x 3/8" | Sweat x OD | S-582ETNL (CS-41B) | 12.55 | 100/1 |
| 114-231NL | 1/2" x 1/2" | OD x OD | T-582NL (CR-3A) | 9.94 | 200/10 |
| 114-233NL | 1/2" x 1/2" | FNPT x OD | T-582NL (CR-3C) | 9.84 | 200/10 |
| 114-234NL | 5/8" x 1/2" | OD x OD | T-582NL (CR-34) | 10.33 | 200/10 |

| | | | | | |
|-----------|-------------|------------|----------------|-------|--------|
| 114-236NL | 1/2" x 1/2" | Sweat x OD | S-582NL (R-34) | 10.10 | 200/10 |
|-----------|-------------|------------|----------------|-------|--------|

Slip Joint Outlet 1/2" Or 7/16" OD

| | | | | | |
|-----------|------|------------|----------------|-------|--------|
| 114-253NL | 1/2" | FNPT x SJ | T-584NL (3305) | 10.23 | 200/10 |
| 114-254NL | 5/8" | OD x SJ | T-584NL (3345) | 10.62 | 200/10 |
| 114-256NL | 1/2" | Sweat x SJ | S-584NL (3321) | 10.14 | 200/10 |

Multi-Turn Dual Outlet Valve

Traditional & no lead forged brass
ISO 9002, 110 CWP
ANSI/NSF 61-G



FNPT x OD x OD
T-587NL



OD x OD x OD
T-587NL

| | | | | | |
|-----------|--------------------|----------------|------------------|-------|--------|
| 114-402NL | 3/8" x 3/8" x 3/8" | FNPT x OD x OD | T-587NL (R1501) | 9.70 | 200/10 |
| 114-403NL | 1/2" x 3/8" x 3/8" | FNPT x OD x OD | T-587NL (R1701) | 9.52 | 200/10 |
| 114-404NL | 5/8" x 3/8" x 3/8" | OD x OD x OD | T-587NL (CR1901) | 10.39 | 200/10 |
| 114-413NL | 1/2" x 3/8" x 1/2" | FNPT x OD x OD | T-587NL (R1703R) | 10.83 | 200/10 |
| 114-423NL | 1/2" x 3/8" x 1/4" | FNPT x OD x OD | T-587NL (R1700) | 9.34 | 200/10 |
| 114-424NL | 5/8" x 3/8" x 1/4" | OD x OD x OD | T-587NL (CR1900) | 10.18 | 200/10 |
| 114-406NL | 1/2" x 3/8" x 3/8" | PEX x OD x OD | T-587PNL | 8.84 | 200/10 |

PVC BUTTERFLY VALVES

Wafer Type PVC Butterfly Valve

ISO 9002
150 psi @ 73°F w/ EPDM seat and O-rings
Naturally lead free



7- Position Lever Handle

| Part No. | Size | Configuration | Model No. | List Price | Cs/Ct |
|----------|--------|---------------|-----------|------------|-------|
| 201-263 | 2" | Flanged | S-650 | 171.88 | 4/2 |
| 201-264 | 2-1/2" | Flanged | S-650 | 176.86 | 4/2 |
| 201-265 | 3" | Flanged | S-650 | 192.32 | 4/2 |
| 201-266 | 4" | Flanged | S-650 | 224.00 | 4/2 |
| 201-268 | 6" | Flanged | S-650 | 364.01 | 4/2 |
| 201-269 | 8" | Flanged | S-650 | 665.75 | - / - |

Gear Operator

| | | | | | |
|---------|-----|---------|-------|---------|-------|
| 201-270 | 8" | Flanged | S-651 | 842.10 | - / - |
| 201-271 | 10" | Flanged | S-651 | 989.79 | - / - |
| 201-272 | 12" | Flanged | S-651 | 1363.71 | - / - |

PVC BALL VALVE

Grey PVC Flanged True Union Ball Valve

ISO 9002, 150 psi @ 73°F
Naturally lead free



| | | | | | |
|---------|--------|---------|-------|--------|-------|
| 201-233 | 1/2" | Flanged | S-643 | 31.80 | 24/1 |
| 201-234 | 3/4" | Flanged | S-643 | 30.90 | 24/1 |
| 201-235 | 1" | Flanged | S-643 | 49.97 | 12/1 |
| 201-236 | 1-1/4" | Flanged | S-643 | 68.83 | 12/1 |
| 201-237 | 1-1/2" | Flanged | S-643 | 88.80 | 12/1 |
| 201-238 | 2" | Flanged | S-643 | 105.00 | 12/1 |
| 201-239 | 2-1/2" | Flanged | S-643 | 189.00 | 4/1 |
| 201-240 | 3" | Flanged | S-643 | 265.13 | 2/1 |
| 201-241 | 4" | Flanged | S-643 | 490.26 | - / - |

Grey PVC True Union Ball Valve

ISO 9002, 150 psi @ 73°F
With both solvent and threaded adapters (1/2" - 2")
Naturally lead free



| | | | | | |
|---------|--------|----------------|---------|-------|------|
| 201-203 | 1/2" | FNPT / Solvent | T/S-603 | 13.31 | 48/1 |
| 201-204 | 3/4" | FNPT / Solvent | T/S-603 | 16.64 | 36/1 |
| 201-205 | 1" | FNPT / Solvent | T/S-603 | 23.72 | 24/1 |
| 201-206 | 1-1/4" | FNPT / Solvent | T/S-603 | 32.14 | 24/1 |
| 201-207 | 1-1/2" | FNPT / Solvent | T/S-603 | 44.96 | 24/1 |
| 201-208 | 2" | FNPT / Solvent | T/S-603 | 61.43 | 12/1 |

With solvents Ends Only

| | | | | | |
|---------|--------|---------|-------|--------|-------|
| 201-209 | 2-1/2" | Solvent | S-603 | 105.73 | 12/1 |
| 201-210 | 3" | Solvent | S-603 | 162.35 | 6/1 |
| 201-211 | 4" | Solvent | S-603 | 337.23 | - / - |

FNPT Adapters

| | | | | | |
|---------|-------------|------|-------|-------|-------|
| 201-229 | Fits 2-1/2" | FNPT | S-603 | 12.99 | - / - |
| 201-230 | Fits 3" | FNPT | S-603 | 22.00 | - / - |
| 201-231 | Fits 4" | FNPT | S-603 | 41.95 | - / - |

Threaded Adapters Not Sold as Pairs



PVC BALL VALVES

Grey PVC True Union Ball Valve (cont.)

ISO 9002, 150 psi @ 73°F
With both solvent and threaded adapters (1/2" - 2")
Naturally lead free



T/S-603V

With Both End Adapters - Viton O-Rings Design

| Part No. | Size | Configuration | Model No. | List Price | Cs/Ct |
|----------|--------|----------------|-----------|------------|-------|
| 201-183 | 1/2" | FNPT / Solvent | T/S-603V | 16.99 | 36/1 |
| 201-184 | 3/4" | FNPT / Solvent | T/S-603V | 23.24 | 36/1 |
| 201-185 | 1" | FNPT / Solvent | T/S-603V | 33.58 | 24/1 |
| 201-186 | 1-1/4" | FNPT / Solvent | T/S-603V | 43.76 | 24/1 |
| 201-187 | 1-1/2" | FNPT / Solvent | T/S-603V | 60.83 | 24/1 |
| 201-188 | 2" | FNPT / Solvent | T/S-603V | 87.03 | 12/1 |

Grey PVC Single Union Ball Valve

ISO 9002, 150 CWP
Naturally lead free



T-645

| | | | | | |
|---------|--------|-------------------|-------|-------|------|
| 201-243 | 1/2" | FNPT x FNPT | T-645 | 13.34 | 48/1 |
| 201-244 | 3/4" | FNPT x FNPT | T-645 | 15.43 | 36/1 |
| 201-245 | 1" | FNPT x FNPT | T-645 | 19.52 | 24/1 |
| 201-246 | 1-1/4" | FNPT x FNPT | T-645 | 31.65 | 24/1 |
| 201-247 | 1-1/2" | FNPT x FNPT | T-645 | 40.52 | 24/1 |
| 201-248 | 2" | FNPT x FNPT | T-645 | 53.79 | 12/1 |
| 201-253 | 1/2" | Solvent x Solvent | S-645 | 13.34 | 48/1 |
| 201-254 | 3/4" | Solvent x Solvent | S-645 | 15.43 | 36/1 |
| 201-255 | 1" | Solvent x Solvent | S-645 | 19.52 | 24/1 |
| 201-256 | 1-1/4" | Solvent x Solvent | S-645 | 31.65 | 24/1 |
| 201-257 | 1-1/2" | Solvent x Solvent | S-645 | 40.52 | 24/1 |
| 201-258 | 2" | Solvent x Solvent | S-645 | 54.89 | 12/1 |

Grey PVC Compact Ball Valve

ISO 9002, 150 psi @ 73°F
NSF Listed
Teflon seats, for schedule 80 use
Naturally lead free



T-602

S-602

| | | | | | |
|---------|--------|-------------------|-------|-------|-------|
| 201-423 | 1/2" | FNPT x FNPT | T-602 | 6.26 | 100/1 |
| 201-424 | 3/4" | FNPT x FNPT | T-602 | 7.69 | 100/1 |
| 201-425 | 1" | FNPT x FNPT | T-602 | 11.43 | 100/1 |
| 201-426 | 1-1/4" | FNPT x FNPT | T-602 | 14.95 | 100/1 |
| 201-427 | 1-1/2" | FNPT x FNPT | T-602 | 24.48 | 48/1 |
| 201-428 | 2" | FNPT x FNPT | T-602 | 31.03 | 24/1 |
| 201-433 | 1/2" | Solvent x Solvent | S-602 | 6.26 | 100/1 |
| 201-434 | 3/4" | Solvent x Solvent | S-602 | 7.69 | 100/1 |
| 201-435 | 1" | Solvent x Solvent | S-602 | 11.43 | 100/1 |
| 201-436 | 1-1/4" | Solvent x Solvent | S-602 | 14.95 | 100/1 |
| 201-437 | 1-1/2" | Solvent x Solvent | S-602 | 24.48 | 48/1 |
| 201-438 | 2" | Solvent x Solvent | S-602 | 31.03 | 24/1 |



S-602EZ

Two-Piece E-Z Turn Valves

| | | | | | |
|---------|--------|-------------------|---------|--------|------|
| 201-439 | 2-1/2" | Solvent x Solvent | S-602EZ | 84.04 | 12/1 |
| 201-440 | 3" | Solvent x Solvent | S-602EZ | 109.78 | 8/1 |
| 201-441 | 4" | Solvent x Solvent | S-602EZ | 215.40 | 2/1 |

PVC BALL VALVES

PVC Compact Ball Valve

ISO 9002, 150 psi @ 73°F
NSF Listed (T/S-600)
With EPDM seats, fits schedule 40 or 80 pipe
Naturally lead free



| Part No. | Size | Configuration | Model No. | List Price | Cs/Ct |
|----------------------------------|--------|-------------------|-----------|------------|--------|
| 201-443 | 1/2" | FNPT x FNPT | T-600 | 3.26 | 100/1 |
| 201-444 | 3/4" | FNPT x FNPT | T-600 | 3.99 | 100/1 |
| 201-445 | 1" | FNPT x FNPT | T-600 | 5.49 | 100/1 |
| 201-446 | 1-1/4" | FNPT x FNPT | T-600 | 7.58 | 100/1 |
| 201-447 | 1-1/2" | FNPT x FNPT | T-600 | 11.89 | 48/1 |
| 201-448 | 2" | FNPT x FNPT | T-600 | 15.91 | 24/1 |
| 201-453 | 1/2" | Solvent x Solvent | S-600 | 3.26 | 100/1 |
| 201-454 | 3/4" | Solvent x Solvent | S-600 | 3.99 | 100/1 |
| 201-455 | 1" | Solvent x Solvent | S-600 | 5.49 | 100/1 |
| 201-456 | 1-1/4" | Solvent x Solvent | S-600 | 7.58 | 100/1 |
| 201-457 | 1-1/2" | Solvent x Solvent | S-600 | 11.89 | 48/1 |
| 201-458 | 2" | Solvent x Solvent | S-600 | 15.91 | 24/1 |
| 201-301 | 1/4" | FNPT x FNPT | T-601 | 6.65 | 200/20 |
| 201-303 | 1/2" | FNPT x FNPT | T-601 | 2.46 | 100/1 |
| 201-304 | 3/4" | FNPT x FNPT | T-601 | 3.16 | 100/1 |
| 201-305 | 1" | FNPT x FNPT | T-601 | 4.71 | 100/1 |
| 201-306 | 1-1/4" | FNPT x FNPT | T-601 | 6.54 | 100/1 |
| 201-307 | 1-1/2" | FNPT x FNPT | T-601 | 9.29 | 48/1 |
| 201-308 | 2" | FNPT x FNPT | T-601 | 13.87 | 24/1 |
| 201-309 | 2-1/2" | FNPT x FNPT | T-601 | 42.07 | 12/1 |
| 201-310 | 3" | FNPT x FNPT | T-601 | 70.12 | 12/1 |
| 201-311 | 4" | FNPT x FNPT | T-601 | 118.04 | 6/1 |
| 201-403 | 1/2" | Solvent x Solvent | S-601 | 2.46 | 100/1 |
| 201-404 | 3/4" | Solvent x Solvent | S-601 | 3.16 | 100/1 |
| 201-405 | 1" | Solvent x Solvent | S-601 | 4.71 | 100/1 |
| 201-406 | 1-1/4" | Solvent x Solvent | S-601 | 6.54 | 100/1 |
| 201-407 | 1-1/2" | Solvent x Solvent | S-601 | 9.29 | 48/1 |
| 201-408 | 2" | Solvent x Solvent | S-601 | 13.87 | 24/1 |
| 201-409 | 2-1/2" | Solvent x Solvent | S-601 | 42.07 | 12/1 |
| 201-410 | 3" | Solvent x Solvent | S-601 | 70.12 | 12/1 |
| 201-411 | 4" | Solvent x Solvent | S-601 | 118.04 | 6/1 |
| Two-Piece E-Z Turn Valves | | | | | |
| 201-417 | 2-1/2" | Solvent x Solvent | S-601EZ | 79.00 | 12/1 |
| 201-418 | 3" | Solvent x Solvent | S-601EZ | 105.78 | 8/1 |
| 201-419 | 4" | Solvent x Solvent | S-601EZ | 210.02 | 2/1 |

PVC BALL VALVES

| ABS Compact Ball Valve - Black | Part No. | Size | Configuration | Model No. | List Price | Cs/Ct |
|--------------------------------|----------|--------|-------------------|-----------|------------|-------|
| ISO 9002, 150 psi @ 73°F | 201-467 | 1-1/2" | Solvent x Solvent | S-608 | 20.88 | 48/1 |

S-608

**PVC CHECK VALVE****Grey PVC Ball Check Valve**

ISO 9002, 150 psi @ 73°F
Naturally lead free



T-655

| | | | | | |
|---------|--------|-------------------|-------|-------|-------|
| 201-273 | 1/2" | FNPT x FNPT | T-655 | 20.14 | 150/1 |
| 201-274 | 3/4" | FNPT x FNPT | T-655 | 23.72 | 100/1 |
| 201-275 | 1" | FNPT x FNPT | T-655 | 33.27 | 50/1 |
| 201-277 | 1-1/2" | FNPT x FNPT | T-655 | 64.80 | 24/1 |
| 201-278 | 2" | FNPT x FNPT | T-655 | 82.40 | 12/1 |
| 201-283 | 1/2" | Solvent x Solvent | S-655 | 20.14 | 150/1 |
| 201-284 | 3/4" | Solvent x Solvent | S-655 | 23.72 | 100/1 |
| 201-285 | 1" | Solvent x Solvent | S-655 | 33.27 | 50/1 |
| 201-287 | 1-1/2" | Solvent x Solvent | S-655 | 64.80 | 24/1 |
| 201-288 | 2" | Solvent x Solvent | S-655 | 82.40 | 12/1 |

Grey PVC Foot Valve Screen

Naturally lead free



Screen

| | | | | |
|---------|--------------------------|-------------------|-------|-------|
| 201-293 | Fits 1/2" T/S-655 only | Foot Valve Screen | 11.98 | - / - |
| 201-294 | Fits 3/4" T/S-655 only | Foot Valve Screen | 14.42 | - / - |
| 201-295 | Fits 1" T/S-655 only | Foot Valve Screen | 18.00 | - / - |
| 201-297 | Fits 1-1/2" T/S-655 only | Foot Valve Screen | 34.15 | - / - |
| 201-298 | Fits 2" T/S-655 only | Foot Valve Screen | 43.00 | - / - |

Changes T/S-655 ball check into foot valve

PVC In-Line Check Valve

ISO 9002, 150 psi @ 73°F
1/2 lb. 304 stainless steel spring
Naturally lead free



T-611

| | | | | | |
|---------|--------|-------------------|-------|-------|-------|
| 203-103 | 1/2" | FNPT x FNPT | T-611 | 6.38 | 120/1 |
| 203-104 | 3/4" | FNPT x FNPT | T-611 | 7.35 | 120/1 |
| 203-105 | 1" | FNPT x FNPT | T-611 | 10.46 | 80/1 |
| 203-106 | 1-1/4" | FNPT x FNPT | T-611 | 13.99 | 60/1 |
| 203-107 | 1-1/2" | FNPT x FNPT | T-611 | 14.97 | 60/1 |
| 203-108 | 2" | FNPT x FNPT | T-611 | 17.80 | 40/1 |
| 203-203 | 1/2" | Solvent x Solvent | S-611 | 6.38 | 120/1 |
| 203-204 | 3/4" | Solvent x Solvent | S-611 | 7.35 | 120/1 |
| 203-205 | 1" | Solvent x Solvent | S-611 | 10.46 | 80/1 |
| 203-206 | 1-1/4" | Solvent x Solvent | S-611 | 13.99 | 60/1 |
| 203-207 | 1-1/2" | Solvent x Solvent | S-611 | 14.97 | 60/1 |
| 203-208 | 2" | Solvent x Solvent | S-611 | 17.80 | 40/1 |

BACKWATER VALVES

Backwater Valve

ISO 9002



PVC Backwater Valve

| Part No. | Size | Configuration | Model No. | List Price | Cs/Ct |
|----------|--------|---------------|-----------|------------|-------|
| 202-251 | 1-1/2" | Solvent | S-640 | 36.18 | 48/1 |
| 202-252 | 2" | Solvent | S-640 | 33.57 | 48/1 |
| 202-253 | 3" | Solvent | S-640 | 35.33 | 18/1 |
| 202-254 | 4" | Solvent | S-640 | 46.78 | 12/1 |
| 202-255 | 6" | Solvent | S-640 | 226.30 | - / - |

With 16" Access Sleeve

| | | | | | |
|---------|----|---------|-------|-------|-------|
| 202-262 | 2" | Solvent | S-641 | 36.81 | 4/1 |
| 202-263 | 3" | Solvent | S-641 | 44.97 | - / - |
| 202-264 | 4" | Solvent | S-641 | 58.45 | - / - |

ABS Backwater Valve

| | | | | | |
|---------|----|---------|-------|-------|------|
| 202-273 | 3" | Solvent | S-660 | 35.33 | 18/1 |
| 202-274 | 4" | Solvent | S-660 | 52.62 | 12/1 |

With 16" Access Sleeve

| | | | | | |
|---------|----|---------|-------|-------|-------|
| 202-283 | 3" | Solvent | S-661 | 44.97 | - / - |
| 202-284 | 4" | Solvent | S-661 | 69.31 | - / - |

PVC CHECK VALVES

Sump Pump Swing Check Valve

S-613: 25 psi @ 130°F
All other models: 150 psi @ 73°F



Full Flow - Stainless Steel Clamps

| | | | | | |
|---------|-----------------|--|-------|-------|-------|
| 203-227 | 1-1/4" - 1-1/2" | | S-613 | 16.22 | 60/10 |
| 203-228 | 2" | | S-613 | 32.89 | 48/6 |

Body Only

| | | | | | |
|---------|-----------------|--|--|------|-------|
| 203-230 | 1-1/4" - 1-1/2" | | | 7.89 | - / - |
|---------|-----------------|--|--|------|-------|

PVC Compression Swing Check Valves - ISO 9002

| | | | | | |
|---------|-----------------|------|-------|-------|------|
| 203-237 | 1-1/4" - 1-1/2" | Comp | S-614 | 14.21 | 64/8 |
| 203-238 | 2" | Comp | S-614 | 36.38 | 16/4 |

PVC Check / Ball Combination Valves - ISO 9002

| | | | | | |
|---------|--------|----------------|-------|-------|------|
| 203-257 | 1-1/2" | Solvent x Comp | S-670 | 38.71 | 24/4 |
| 203-258 | 2" | Solvent x Comp | S-670 | 56.84 | 12/1 |

PVC True Union Swing Check Valve - ISO 9002

| | | | | | |
|---------|--------|---------|-------|-------|------|
| 203-247 | 1-1/2" | Solvent | S-672 | 18.29 | 32/4 |
| 203-248 | 2" | Solvent | S-672 | 33.76 | 16/4 |

CPVC BALL VALVES**CPVC Compact Ball Valve**

ISO 9002, 150 psi @ 73°F
NSF listed
Naturally lead free



S-605



S-606



S-607

| Part No. | Size | Configuration | Model No. | List Price | Cs/Ct |
|------------------------------------------|--------|-------------------|-----------|------------|--------|
| Copper Tube Size - Bone color | | | | | |
| 202-403* | 1/2" | Solvent x Solvent | S-605 | 6.38 | 100/1 |
| 202-404* | 3/4" | Solvent x Solvent | S-605 | 8.12 | 100/5 |
| 202-405* | 1" | Solvent x Solvent | S-605 | 12.39 | 100/1 |
| 202-406 | 1-1/4" | Solvent x Solvent | S-605 | 17.44 | 100/1 |
| 202-407 | 1-1/2" | Solvent x Solvent | S-605 | 21.67 | 48/1 |
| 202-408 | 2" | Solvent x Solvent | S-605 | 35.92 | 24/1 |
| <i>*Full Port Design</i> | | | | | |
| With Drain | | | | | |
| 202-423 | 1/2" | Solvent x Solvent | S-606 | 7.33 | 100/10 |
| 202-424 | 3/4" | Solvent x Solvent | S-606 | 9.56 | 100/5 |
| 202-425 | 1" | Solvent x Solvent | S-606 | 14.18 | 100/1 |
| For Schedule 80 Pipe - Grey color | | | | | |
| 202-413 | 1/2" | Solvent x Solvent | S-607 | 9.99 | 100/1 |
| 202-414 | 3/4" | Solvent x Solvent | S-607 | 12.35 | 100/1 |
| 202-415 | 1" | Solvent x Solvent | S-607 | 15.09 | 100/1 |
| 202-416 | 1-1/4" | Solvent x Solvent | S-607 | 24.73 | 100/1 |
| 202-417 | 1-1/2" | Solvent x Solvent | S-607 | 41.24 | 48/1 |
| 202-418 | 2" | Solvent x Solvent | S-607 | 53.14 | 24/1 |

PLASTIC LOW PRESSURE VALVES**Plastic Low Pressure Valve**

125 CWP
Naturally lead free



S-617



S-615



S-621



S-619



T-623



S-622

CPVC Stop Valves

| | | | | | |
|---------|------|-------------------|-------|------|--------|
| 202-503 | 1/2" | Solvent x Solvent | S-615 | 4.13 | 108/12 |
| 202-504 | 3/4" | Solvent x Solvent | S-615 | 4.38 | 108/12 |

CPVC Stop & Waste Valves

| | | | | | |
|---------|------|-------------------|-------|------|--------|
| 202-513 | 1/2" | Solvent x Solvent | S-617 | 4.40 | 108/12 |
| 202-514 | 3/4" | Solvent x Solvent | S-617 | 4.67 | 108/12 |

CPVC Boiler Drains

| | | | | | |
|---------|------|-------------------|-------|------|--------|
| 202-523 | 1/2" | Solvent x Solvent | S-619 | 3.96 | 108/12 |
| 202-524 | 3/4" | Solvent x Solvent | S-619 | 4.25 | 108/12 |

PVC Stop Valves

| | | | | | |
|---------|------|-------------------|-------|------|--------|
| 202-533 | 1/2" | Solvent x Solvent | S-621 | 3.65 | 108/12 |
| 202-534 | 3/4" | Solvent x Solvent | S-621 | 3.96 | 108/12 |

PVC Stop & Waste Valves

| | | | | | |
|---------|------|-------------------|-------|------|--------|
| 202-535 | 1/2" | Solvent x Solvent | S-622 | 3.79 | 108/12 |
| 202-536 | 3/4" | Solvent x Solvent | S-622 | 4.06 | 108/12 |

Celcon® Stop Valves

| | | | | | |
|---------|------|-------------|-------|------|--------|
| 202-543 | 1/2" | FNPT x FNPT | T-623 | 3.89 | 108/12 |
| 202-544 | 3/4" | FNPT x FNPT | T-623 | 4.04 | 108/12 |

PLASTIC LOW PRESSURE VALVES

Plastic Low Pressure Valve (cont.)

125 CWP
Naturally lead free



T-624



T-625



T-626



T-627



T-628

Celcon® Stop & Waste Valves

| Part No. | Size | Configuration | Model No. | List Price | Cs/Ct |
|----------|------|---------------|-----------|------------|--------|
| 202-545 | 1/2" | FNPT x FNPT | T-624 | 3.99 | 108/12 |
| 202-546 | 3/4" | FNPT x FNPT | T-624 | 4.14 | 108/12 |

Celcon® Boiler Drain Valves

| | | | | | |
|---------|------|------|-------|------|--------|
| 202-553 | 1/2" | MNPT | T-625 | 3.92 | 108/12 |
| 202-554 | 3/4" | MNPT | T-625 | 4.04 | 108/12 |

Celcon® Boiler Drain Valves

| | | | | | |
|---------|------|------|-------|------|--------|
| 202-555 | 1/2" | FNPT | T-626 | 3.99 | 108/12 |
| 202-556 | 3/4" | FNPT | T-626 | 4.07 | 108/12 |

Celcon® Hose Bibbs

| | | | | | |
|---------|------|------|-------|------|--------|
| 202-563 | 1/2" | MNPT | T-627 | 4.25 | 108/12 |
| 202-564 | 3/4" | MNPT | T-627 | 4.45 | 108/12 |

Celcon® Sillcocks

| | | | | | |
|---------|------|------|-------|------|--------|
| 202-573 | 1/2" | FNPT | T-628 | 4.58 | 108/12 |
| 202-574 | 3/4" | FNPT | T-628 | 4.88 | 108/12 |

Celcon® is a registered trademark of the Celanese Corp.

PVC & CPVC UNIONS

Thermoplastic Union

ISO 9002, 150 psi @ 73°F
NSF Listed
Naturally lead free



PVC Schedule 80 Union

PVC Schedule 80 Unions

| | | | | |
|---------|--------|-------------------|-------|--------|
| 204-173 | 1/2" | Solvent x Solvent | 2.42 | 288/36 |
| 204-174 | 3/4" | Solvent x Solvent | 3.03 | 144/24 |
| 204-175 | 1" | Solvent x Solvent | 3.95 | 96/12 |
| 204-176 | 1-1/4" | Solvent x Solvent | 6.49 | 96/12 |
| 204-177 | 1-1/2" | Solvent x Solvent | 8.61 | 64/8 |
| 204-178 | 2" | Solvent x Solvent | 13.75 | 48/4 |
| 204-180 | 3" | Solvent x Solvent | 33.04 | 12/1 |

ISO 9002, 150 psi @ 73°F
Naturally lead free



PVC Schedule 40 Union

PVC Schedule 40 Unions

| | | | | |
|---------|--------|-------------------|-------|--------|
| 204-193 | 1/2" | Solvent x Solvent | 2.26 | 288/36 |
| 204-194 | 3/4" | Solvent x Solvent | 2.96 | 144/24 |
| 204-195 | 1" | Solvent x Solvent | 3.99 | 96/12 |
| 204-196 | 1-1/4" | Solvent x Solvent | 6.29 | 96/12 |
| 204-197 | 1-1/2" | Solvent x Solvent | 7.99 | 64/8 |
| 204-198 | 2" | Solvent x Solvent | 12.99 | 48/4 |

ISO 9002, 150 psi @ 73°F
NSF Listed





CPVC Union

CPVC Union


| | | | | |
|---------|------|-------------------|------|--------|
| 204-133 | 1/2" | Solvent x Solvent | 4.56 | 288/36 |
| 204-134 | 3/4" | Solvent x Solvent | 6.04 | 288/36 |





PVC & CPVC UNIONS

| Thermoplastic Adapter | Part No. | Size | Configuration | Model No. | List Price | Cs/Ct |
|------------------------------------------------------------------------------------------------------------------------------------------------|----------------------------|------|---------------|-----------|------------|-------|
| 150 psi @ 73°F Naturally lead free  PVC Male Adapter | PVC Male Adapters | | | | | |
| | 204-214 | 3/4" | MNPT | | 5.82 | 18/1 |
| | 204-216 | 1" | MNPT | | 7.33 | 25/1 |
| 150 psi @ 73°F  PVC Spigot Adapter | PVC Spigot Adapters | | | | | |
| | 204-234 | 3/4" | Spigot | | 5.82 | 18/1 |
| | 204-235 | 1" | Spigot | | 7.33 | 18/1 |

CAST IRON VALVES

| OS & Y Gate Valve | | | | | | |
|--------------------------------------------------------------------------------------------------------------------------------------------------------------|---------|--------|---------|-------|---------|-------|
| 200 CWP, 125 WSP, Class 125 IBBM design Meets MSS SP-70  T-303 | 116-121 | 2" | Flanged | T-303 | 335.42 | - / - |
| | 116-122 | 2-1/2" | Flanged | T-303 | 390.71 | - / - |
| | 116-123 | 3" | Flanged | T-303 | 496.37 | - / - |
| | 116-124 | 4" | Flanged | T-303 | 720.49 | - / - |
| | 116-125 | 5" | Flanged | T-303 | 947.89 | - / - |
| | 116-126 | 6" | Flanged | T-303 | 1136.49 | - / - |
| | 116-127 | 8" | Flanged | T-303 | 2131.68 | - / - |
| | 116-128 | 10" | Flanged | T-303 | 3501.60 | - / - |
| | 116-129 | 12" | Flanged | T-303 | 4853.09 | - / - |

| Non-Rising Stem Gate Valve | | | | | | |
|---------------------------------------------------------------------------------------------------------------------------------------------------------------|---------|--------|---------|-------|---------|-------|
| 200 CWP, 125 WSP, Class 125 IBBM design Meets MSS SP-70  T-301 | 116-101 | 2" | Flanged | T-301 | 304.70 | - / - |
| | 116-102 | 2-1/2" | Flanged | T-301 | 355.08 | - / - |
| | 116-103 | 3" | Flanged | T-301 | 425.72 | - / - |
| | 116-104 | 4" | Flanged | T-301 | 641.96 | - / - |
| | 116-105 | 5" | Flanged | T-301 | 893.22 | - / - |
| | 116-106 | 6" | Flanged | T-301 | 1085.50 | - / - |
| | 116-107 | 8" | Flanged | T-301 | 1809.16 | - / - |
| | 116-108 | 10" | Flanged | T-301 | 2894.66 | - / - |
| | 116-109 | 12" | Flanged | T-301 | 4091.35 | - / - |

| Swing Check Valve | | | | | | |
|---------------------------------------------------------------------------------------------------------------------------------------------------------------|------------------------------------------------------|--------|---------|-------|---------|-------|
| 200 CWP, 125 WSP, Class 125 IBBM design Meets MSS SP-71  T-311 | 304 Stainless Steel 1/16" Perforated Strainer | | | | | |
| | 116-201 | 2" | Flanged | T-311 | 191.67 | - / - |
| | 116-202 | 2-1/2" | Flanged | T-311 | 219.31 | - / - |
| | 116-203 | 3" | Flanged | T-311 | 262.31 | - / - |
| | 116-204 | 4" | Flanged | T-311 | 368.59 | - / - |
| | 116-205 | 5" | Flanged | T-311 | 525.13 | - / - |
| | 116-206 | 6" | Flanged | T-311 | 630.29 | - / - |
| | 116-207 | 8" | Flanged | T-311 | 1090.41 | - / - |

Cast & ductile iron valves full freight allowance is \$2500 net

CAST IRON VALVES

Flanged Cast Iron Y- Strainer

200 CWP, 125 WSP, Class 125
Closure plug included



T-19

| Part No. | Size | Configuration | Model No. | List Price | Cs/Ct |
|------------------------------------------------------|--------|---------------|-----------|------------|-------|
| 304 Stainless Steel 1/16" Perforated Strainer | | | | | |
| 105-611 | 2" | Flanged | T-19 | 169.54 | - / - |
| 105-612 | 2-1/2" | Flanged | T-19 | 209.30 | - / - |
| 105-613 | 3" | Flanged | T-19 | 259.31 | - / - |
| 105-614 | 4" | Flanged | T-19 | 389.79 | - / - |
| 304 Stainless Steel 1/8" Perforated Strainer | | | | | |
| 105-615 | 5" | Flanged | T-19 | 589.99 | - / - |
| 105-616 | 6" | Flanged | T-19 | 859.00 | - / - |
| 105-617 | 8" | Flanged | T-19 | 1175.00 | - / - |

DUCTILE IRON WAFER CHECK VALVES

Wafer Check Valve Bronze Disc

200 CWP, 200°F max temp
Ductile iron body
Twin disc silent check valve
Aluminum bronze disc, EPDM seat,
Spring actuated
ANSI B16.1, API 594



T-312

| | | | | | |
|---------|--------|-------|-------|---------|-------|
| 116-221 | 2" | Wafer | T-312 | 90.92 | - / - |
| 116-222 | 2-1/2" | Wafer | T-312 | 106.89 | - / - |
| 116-223 | 3" | Wafer | T-312 | 135.46 | - / - |
| 116-224 | 4" | Wafer | T-312 | 198.38 | - / - |
| 116-225 | 5" | Wafer | T-312 | 260.10 | - / - |
| 116-226 | 6" | Wafer | T-312 | 348.19 | - / - |
| 116-227 | 8" | Wafer | T-312 | 612.91 | - / - |
| 116-228 | 10" | Wafer | T-312 | 1008.71 | - / - |
| 116-229 | 12" | Wafer | T-312 | 1468.58 | - / - |

Wafer Check Valve, Stainless Steel Disc

200 CWP, 200°F max temp
Ductile iron body
Twin disc silent check valve
Stainless steel bronze disc, EPDM seat,
Spring actuated
ANSI B16.1, API 594



T-312 Stainless
Steel Disc

| | | | | | |
|--------------------|--------|-------|---------------|---------|----|
| NEW 116-231 | 2" | Wafer | T-312 SS Disc | 62.50 | 18 |
| NEW 116-232 | 2-1/2" | Wafer | T-312 SS Disc | 72.92 | 12 |
| NEW 116-233 | 3" | Wafer | T-312 SS Disc | 97.23 | 6 |
| NEW 116-234 | 4" | Wafer | T-312 SS Disc | 130.67 | 4 |
| NEW 116-235 | 5" | Wafer | T-312 SS Disc | 180.56 | 1 |
| NEW 116-236 | 6" | Wafer | T-312 SS Disc | 255.83 | 1 |
| NEW 116-237 | 8" | Wafer | T-312 SS Disc | 425.18 | 1 |
| NEW 116-238 | 10" | Wafer | T-312 SS Disc | 717.05 | 1 |
| NEW 116-239 | 12" | Wafer | T-312 SS Disc | 1005.31 | 1 |

Wafer Check Valve, Ductile Iron Disc

200 CWP, 200°F max temp
Ductile iron body
Twin disc silent check valve
Ductile iron bronze disc, EPDM seat,
Spring actuated
ANSI B16.1, API 594



T-312 Ductile Iron Disc

| | | | | | |
|--------------------|--------|-------|--------------------|--------|----|
| NEW 116-241 | 2" | Wafer | T-312 Ductile Iron | 48.61 | 18 |
| NEW 116-242 | 2-1/2" | Wafer | T-312 Ductile Iron | 59.03 | 12 |
| NEW 116-243 | 3" | Wafer | T-312 Ductile Iron | 72.92 | 6 |
| NEW 116-244 | 4" | Wafer | T-312 Ductile Iron | 93.89 | 4 |
| NEW 116-245 | 5" | Wafer | T-312 Ductile Iron | 131.95 | 1 |
| NEW 116-246 | 6" | Wafer | T-312 Ductile Iron | 172.96 | 1 |
| NEW 116-247 | 8" | Wafer | T-312 Ductile Iron | 281.05 | 1 |
| NEW 116-248 | 10" | Wafer | T-312 Ductile Iron | 443.20 | 1 |
| NEW 116-249 | 12" | Wafer | T-312 Ductile Iron | 626.97 | 1 |

Cast & ductile iron valves full freight allowance is \$2500 net

DUCTILE IRON BUTTERFLY VALVES

| Wafer Type Aluminum Bronze Disc | Part No. | Size | Configuration | Model No. | List Price | Cs/Ct |
|--------------------------------------------------------------------------------------------------------------------------------------------------------------------|-----------------------------------|--------|---------------|-----------|------------|-------|
| EPDM Seat ISO 9002, 200 CWP, 125 WSP Meets API 609, EN 593, MSS SP-67, & AWWA C504 Ductile iron body & aluminum bronze disc 416 SS Stem | Lever Handle - 10 Position | | | | | |
| | 116-401 | 2" | Wafer | T-335AB | 107.44 | - / - |
| | 116-402 | 2-1/2" | Wafer | T-335AB | 123.44 | - / - |
| | 116-403 | 3" | Wafer | T-335AB | 147.81 | - / - |
| | 116-404 | 4" | Wafer | T-335AB | 224.09 | - / - |
| | 116-405 | 5" | Wafer | T-335AB | 270.24 | - / - |
| | 116-406 | 6" | Wafer | T-335AB | 364.53 | - / - |
| | 116-407 | 8" | Wafer | T-335AB | 603.74 | - / - |
| | 116-408 | 10" | Wafer | T-335AB | 963.16 | - / - |
| | 116-409 | 12" | Wafer | T-335AB | 1423.56 | - / - |
| EPDM Seat ISO 9002, 200 CWP, 125 WSP Meets API 609, EN 593, MSS SP-67, & AWWA C504 Ductile iron body & aluminum bronze disc 416 SS Stem | Gear Operator | | | | | |
| | 116-441 | 2" | Wafer | T-335AB-G | 197.61 | - / - |
| | 116-442 | 2-1/2" | Wafer | T-335AB-G | 213.75 | - / - |
| | 116-443 | 3" | Wafer | T-335AB-G | 237.07 | - / - |
| | 116-444 | 4" | Wafer | T-335AB-G | 306.91 | - / - |
| | 116-445 | 5" | Wafer | T-335AB-G | 360.18 | - / - |
| | 116-446 | 6" | Wafer | T-335AB-G | 447.36 | - / - |
| | 116-447 | 8" | Wafer | T-335AB-G | 756.79 | - / - |
| | 116-448 | 10" | Wafer | T-335AB-G | 1114.95 | - / - |
| | 116-449 | 12" | Wafer | T-335AB-G | 1575.29 | - / - |
| Buna-N Seat ISO 9002, 200 CWP, 125 WSP Meets API 609, EN 593, MSS SP-67, & AWWA C504 Ductile iron body & aluminum bronze disc 416 SS Stem | Lever Handle - 10 Position | | | | | |
| | 116-421 | 2" | Wafer | T-337AB | 107.44 | - / - |
| | 116-422 | 2-1/2" | Wafer | T-337AB | 123.44 | - / - |
| | 116-423 | 3" | Wafer | T-337AB | 147.81 | - / - |
| | 116-424 | 4" | Wafer | T-337AB | 224.09 | - / - |
| | 116-425 | 5" | Wafer | T-337AB | 270.24 | - / - |
| | 116-426 | 6" | Wafer | T-337AB | 364.53 | - / - |
| | 116-427 | 8" | Wafer | T-337AB | 603.74 | - / - |
| | 116-428 | 10" | Wafer | T-337AB | 963.16 | - / - |
| | 116-429 | 12" | Wafer | T-337AB | 1423.56 | - / - |
| Buna-N Seat ISO 9002, 200 CWP, 125 WSP Meets API 609, EN 593, MSS SP-67, & AWWA C504 Ductile iron body & aluminum bronze disc 416 SS Stem | Gear Operator | | | | | |
| | 116-461 | 2" | Wafer | T-337AB-G | 211.48 | - / - |
| | 116-462 | 2-1/2" | Wafer | T-337AB-G | 228.75 | - / - |
| | 116-463 | 3" | Wafer | T-337AB-G | 253.65 | - / - |
| | 116-464 | 4" | Wafer | T-337AB-G | 328.41 | - / - |
| | 116-465 | 5" | Wafer | T-337AB-G | 385.39 | - / - |
| | 116-466 | 6" | Wafer | T-337AB-G | 478.68 | - / - |
| | 116-467 | 8" | Wafer | T-337AB-G | 809.74 | - / - |
| | 116-468 | 10" | Wafer | T-337AB-G | 1192.99 | - / - |
| | 116-469 | 12" | Wafer | T-337AB-G | 1685.60 | - / - |



Cast & ductile iron valves full freight allowance is \$2500 net

DUCTILE IRON BUTTERFLY VALVES

Wafer Type Stainless Steel Disc

EPDM Seat

ISO 9002, 200 CWP, 125 WSP
 Meets API 609, EN 593,
 MSS SP-67, & AWWA C504
 Ductile iron body &
 316 stainless steel disc
 416 SS Stem



T-335SS

Lever Handle - 10 Position

| | | | | | | |
|------------|---------|--------|-------|---------|---------|-------|
| NEW | 116-411 | 2" | Wafer | T-335SS | 107.44 | - / - |
| NEW | 116-412 | 2-1/2" | Wafer | T-335SS | 123.44 | - / - |
| NEW | 116-413 | 3" | Wafer | T-335SS | 147.81 | - / - |
| NEW | 116-414 | 4" | Wafer | T-335SS | 224.09 | - / - |
| NEW | 116-415 | 5" | Wafer | T-335SS | 275.24 | - / - |
| NEW | 116-416 | 6" | Wafer | T-335SS | 370.53 | - / - |
| NEW | 116-417 | 8" | Wafer | T-335SS | 610.54 | - / - |
| NEW | 116-418 | 10" | Wafer | T-335SS | 973.16 | - / - |
| NEW | 116-419 | 12" | Wafer | T-335SS | 1459.73 | - / - |

Buna-N Seat

ISO 9002, 200 CWP, 125 WSP
 Meets API 609, EN 593,
 MSS SP-67, & AWWA C504
 Ductile iron body &
 316 stainless steel disc
 416 SS Stem



T-337SS

Lever Handle - 10 Position

| | | | | | | |
|------------|---------|--------|-------|---------|---------|-------|
| NEW | 116-431 | 2" | Wafer | T-337SS | 107.44 | - / - |
| NEW | 116-432 | 2-1/2" | Wafer | T-337SS | 123.44 | - / - |
| NEW | 116-433 | 3" | Wafer | T-337SS | 147.81 | - / - |
| NEW | 116-434 | 4" | Wafer | T-337SS | 224.09 | - / - |
| NEW | 116-435 | 5" | Wafer | T-337SS | 275.24 | - / - |
| NEW | 116-436 | 6" | Wafer | T-337SS | 370.53 | - / - |
| NEW | 116-437 | 8" | Wafer | T-337SS | 610.54 | - / - |
| NEW | 116-438 | 10" | Wafer | T-337SS | 973.16 | - / - |
| NEW | 116-439 | 12" | Wafer | T-337SS | 1459.73 | - / - |

Lug Type Aluminum Bronze Disc

EPDM Seat

ISO 9002, 200 CWP, 125 WSP
 Meets API 609, EN 593,
 MSS SP-67, & AWWA C504
 Ductile iron body &
 aluminum bronze disc
 416 SS Stem



T-365AB

Lever Handle - 10 Position

| | | | | | | |
|--|---------|--------|-----|---------|---------|-------|
| | 116-601 | 2" | Lug | T-365AB | 118.32 | - / - |
| | 116-602 | 2-1/2" | Lug | T-365AB | 138.42 | - / - |
| | 116-603 | 3" | Lug | T-365AB | 174.42 | - / - |
| | 116-604 | 4" | Lug | T-365AB | 257.56 | - / - |
| | 116-605 | 5" | Lug | T-365AB | 319.14 | - / - |
| | 116-606 | 6" | Lug | T-365AB | 409.41 | - / - |
| | 116-607 | 8" | Lug | T-365AB | 708.69 | - / - |
| | 116-608 | 10" | Lug | T-365AB | 1063.83 | - / - |
| | 116-609 | 12" | Lug | T-365AB | 1534.76 | - / - |

EPDM Seat

ISO 9002, 200 CWP, 125 WSP
 Meets API 609, EN 593,
 MSS SP-67, & AWWA C504
 Ductile iron body &
 aluminum bronze disc
 416 SS Stem



T-365AB-G

Gear Operator

| | | | | | | |
|--|---------|--------|-----|-----------|---------|-------|
| | 116-641 | 2" | Lug | T-365AB-G | 207.57 | - / - |
| | 116-642 | 2-1/2" | Lug | T-365AB-G | 227.74 | - / - |
| | 116-643 | 3" | Lug | T-365AB-G | 263.67 | - / - |
| | 116-644 | 4" | Lug | T-365AB-G | 340.38 | - / - |
| | 116-645 | 5" | Lug | T-365AB-G | 402.03 | - / - |
| | 116-646 | 6" | Lug | T-365AB-G | 492.30 | - / - |
| | 116-647 | 8" | Lug | T-365AB-G | 861.68 | - / - |
| | 116-648 | 10" | Lug | T-365AB-G | 1215.61 | - / - |
| | 116-649 | 12" | Lug | T-365AB-G | 1686.54 | - / - |

Cast & ductile iron valves full freight allowance is \$2500 net

DUCTILE IRON BUTTERFLY VALVES**Lug Type Aluminum Bronze Disc****Buna N Seat**

ISO 9002, 200 CWP, 125 WSP
Meets API 609, EN 593,
MSS SP-67, & AWWA C504
Ductile iron body &
aluminum bronze disc
416 SS Stem



T-367AB

| Part No. | Size | Configuration | Model No. | List Price | Cs/Ct |
|-----------------------------------|--------|---------------|-----------|------------|-------|
| Lever Handle - 10 Position | | | | | |
| 116-621 | 2" | Lug | T-367AB | 118.32 | - / - |
| 116-622 | 2-1/2" | Lug | T-367AB | 138.42 | - / - |
| 116-623 | 3" | Lug | T-367AB | 174.42 | - / - |
| 116-624 | 4" | Lug | T-367AB | 257.56 | - / - |
| 116-625 | 5" | Lug | T-367AB | 319.14 | - / - |
| 116-626 | 6" | Lug | T-367AB | 409.41 | - / - |
| 116-627 | 8" | Lug | T-367AB | 708.69 | - / - |
| 116-628 | 10" | Lug | T-367AB | 1063.83 | - / - |
| 116-629 | 12" | Lug | T-367AB | 1534.76 | - / - |

Buna N Seat

ISO 9002, 200 CWP, 125 WSP
Meets API 609, EN 593,
MSS SP-67, & AWWA C504
Ductile iron body &
aluminum bronze disc
416 SS Stem



T-367AB-G

Gear Operator

| | | | | | |
|---------|--------|-----|-----------|---------|-------|
| 116-661 | 2" | Lug | T-367AB-G | 207.57 | - / - |
| 116-662 | 2-1/2" | Lug | T-367AB-G | 227.74 | - / - |
| 116-663 | 3" | Lug | T-367AB-G | 263.67 | - / - |
| 116-664 | 4" | Lug | T-367AB-G | 340.38 | - / - |
| 116-665 | 5" | Lug | T-367AB-G | 402.03 | - / - |
| 116-666 | 6" | Lug | T-367AB-G | 492.30 | - / - |
| 116-667 | 8" | Lug | T-367AB-G | 861.68 | - / - |
| 116-668 | 10" | Lug | T-367AB-G | 1215.61 | - / - |
| 116-669 | 12" | Lug | T-367AB-G | 1686.54 | - / - |

Lug Type Stainless Steel Disc**EPDM Seat**

ISO 9002, 200 CWP, 125 WSP
Meets API 609, EN 593,
MSS SP-67, & AWWA C504
Ductile iron body &
316 stainless steel disc
416 SS Stem



T-365SS

Lever Handle - 10 Position

| | | | | | | |
|------------|---------|--------|-----|---------|---------|-------|
| NEW | 116-611 | 2" | Lug | T-365SS | 118.32 | - / - |
| NEW | 116-612 | 2-1/2" | Lug | T-365SS | 138.42 | - / - |
| NEW | 116-613 | 3" | Lug | T-365SS | 174.42 | - / - |
| NEW | 116-614 | 4" | Lug | T-365SS | 257.56 | - / - |
| NEW | 116-615 | 5" | Lug | T-365SS | 325.00 | - / - |
| NEW | 116-616 | 6" | Lug | T-365SS | 415.41 | - / - |
| NEW | 116-617 | 8" | Lug | T-365SS | 712.69 | - / - |
| NEW | 116-618 | 10" | Lug | T-365SS | 1083.83 | - / - |
| NEW | 116-619 | 12" | Lug | T-365SS | 1565.76 | - / - |

Buna N Seat

ISO 9002, 200 CWP, 125 WSP
Meets API 609, EN 593,
MSS SP-67, & AWWA C504
Ductile iron body &
316 stainless steel disc
416 SS Stem




T-367SS

Lever Handle - 10 Position

| | | | | | | |
|------------|---------|--------|-----|---------|---------|-------|
| NEW | 116-631 | 2" | Lug | T-367SS | 118.32 | - / - |
| NEW | 116-632 | 2-1/2" | Lug | T-367SS | 138.42 | - / - |
| NEW | 116-633 | 3" | Lug | T-367SS | 174.42 | - / - |
| NEW | 116-634 | 4" | Lug | T-367SS | 257.56 | - / - |
| NEW | 116-635 | 5" | Lug | T-367SS | 325.00 | - / - |
| NEW | 116-636 | 6" | Lug | T-367SS | 415.41 | - / - |
| NEW | 116-637 | 8" | Lug | T-367SS | 712.69 | - / - |
| NEW | 116-638 | 10" | Lug | T-367SS | 1083.83 | - / - |
| NEW | 116-639 | 12" | Lug | T-367SS | 1565.76 | - / - |

Cast & ductile iron valves full freight allowance is \$2500 net

DUCTILE IRON BUTTERFLY VALVES

| Gear Operator with Handle | | Part No. | Size | Configuration | Model No. | List Price | Cs/Ct |
|-------------------------------------------------------------------------------------------------------------------|--|--------------------|----------------|---------------|-----------|------------|-------|
| Gear operator only | | Includes Handwheel | | | | | |
|  Gear operator with handwheel | | 116-381 | Fits 2" - 3" | | Gear | 91.61 | - / - |
| | | 116-382 | Fits 4" | | Gear | 91.61 | - / - |
| | | 116-383 | Fits 5" - 6" | | Gear | 91.61 | - / - |
| | | 116-384 | Fits 8" | | Gear | 156.02 | - / - |
| | | 116-385 | Fits 10" - 12" | | Gear | 199.70 | - / - |

Cast & ductile iron valves full freight allowance is \$2500 net

CAST IRON VALVES

Did you know? Legend allows you to return non-obsolete materials without a restocking charge.





Here to assist you, we are one call away.

BACKFLOW VALVES

Backflow Preventer

Backflow preventers, atmospheric vent
ISO 9002, 175 psi @ 210°F
ASSE 1012, CSA B64.3



T-459

| Part No. | Size | Configuration | Model No. | List Price | Cs/Ct |
|----------|------|---------------|-----------|------------|-------|
| 115-113 | 1/2" | FNPT x FNPT | T-459 | 65.55 | 25/1 |
| 115-114 | 3/4" | FNPT x FNPT | T-459 | 65.55 | 25/1 |
| 115-117 | 1/2" | Sweat x Sweat | S-459 | 65.55 | 25/1 |
| 115-118 | 3/4" | Sweat x Sweat | S-459 | 65.55 | 25/1 |

Dual Check Backflow Preventer

ISO 9002, 150 psi @ 180°F
ASSE 1024, CSA B64.6
ANSI/NSF 61-G (T-457NL)
Min operating pressure 10 psi



T-457

| | | | | | |
|-----------|------|-------------|---------|-------|------|
| 115-103 | 1/2" | FNPT x FNPT | T-457 | 50.03 | 25/1 |
| 115-103NL | 1/2" | FNPT x FNPT | T-457NL | 59.04 | 25/1 |
| 115-104 | 3/4" | FNPT x FNPT | T-457 | 50.03 | 25/1 |
| 115-104NL | 3/4" | FNPT x FNPT | T-457NL | 59.04 | 25/1 |
| 115-105 | 1" | FNPT x FNPT | T-457 | 60.80 | 25/1 |
| 115-105NL | 1" | FNPT x FNPT | T-457NL | 75.36 | 25/1 |

Vacuum Breaker

ISO 9002, 125 CWP
Max temp 180°F
ASSE 1011, CSA B64.2
ANSI/NSF 372 (NL Only)



T-553



T-554

| | | | | | |
|-----------|------|-------------|----------|------|--------|
| 107-194 | 3/4" | FGHT x MGHT | T-553 | 4.99 | 200/20 |
| 107-194NL | 3/4" | FGHT x MGHT | T-553NL | 6.99 | 200/20 |
| 107-195 | 3/4" | FGHT x MGHT | T-553C | 5.67 | 200/20 |
| 107-195NL | 3/4" | FGHT x MGHT | T-553CNL | 7.75 | 200/20 |

Manual Drain

| | | | | | |
|---------|------|-------------|-------|-------|--------|
| 107-196 | 3/4" | FGHT x MGHT | T-554 | 14.89 | 200/20 |
|---------|------|-------------|-------|-------|--------|

Dual Check Vacuum Breaker

ISO 9002, 125 CWP
Max temp 180°F
ASSE 1052, CSA B64.2
ANSI B1.20.7



T-556

| | | | | | |
|---------|------|-------------|-------|-------|--------|
| 107-198 | 3/4" | FGHT x MGHT | T-556 | 16.63 | 200/10 |
|---------|------|-------------|-------|-------|--------|

Self Draining Vacuum Breaker

ISO 9002, 125 CWP
Max temp 180°F
ASSE 1011, CSA B64.2.2
ANSI B1.20.7



T-557








T-557C

| | | | | | |
|---------|------|-------------|--------|------|--------|
| 107-193 | 3/4" | FGHT x MGHT | T-557 | 7.56 | 144/12 |
| 107-199 | 3/4" | FGHT x MGHT | T-557C | 9.37 | 200/10 |



LOG LIGHTER VALVES

| Log Lighter Valve | Part No. | Size | Configuration | Model No. | List Price | Cs/Ct |
|------------------------------------------------------------------------------------------------------------------------------------------------------|--------------------------------------------------------------------------------------|------|---------------|-----------|------------|-------|
| Forged brass ISO 9002, CSA Certified ANSI Z21.15 (1/2 lb. system) Chrome-plated brass escutcheon *PB indicates polished brass escutcheon | Straight Pattern, 1/4 Turn Ball-Type | | | | | |
|  | 102-863 | 1/2" | FNPT x FNPT | T-3500 | 43.39 | 25/1 |
|  | 102-864 | 1/2" | FNPT x FNPT | T-3500PB* | 43.39 | 25/1 |
|  | Angle Pattern, 1/4 Turn Ball-Type | | | | | |
| T-3501 | 102-873 | 1/2" | FNPT x FNPT | T-3501 | 43.39 | 25/1 |
| T-3500 | 102-874 | 1/2" | FNPT x FNPT | T-3501PB* | 43.39 | 25/1 |
|  | Straight Pattern, Multi-Turn Globe-Type (100 psi max air pressure, non-shock) | | | | | |
|  | 102-803 | 1/2" | FNPT x FNPT | T-3200 | 33.61 | 25/1 |
| T-3201 | 102-804 | 1/2" | FNPT x FNPT | T-3200PB* | 38.69 | 25/1 |
| T-3200 | Angle Pattern, Multi-Turn Globe-Type (100 psi max air pressure, non-shock) | | | | | |
| | 102-813 | 1/2" | FNPT x FNPT | T-3201 | 33.19 | 25/1 |
| | 102-814 | 1/2" | FNPT x FNPT | T-3201PB* | 37.16 | 25/1 |

Accessories

| | | | |
|---------|------------------------------------|-------|--------|
| 102-820 | Chrome Escutcheon | 18.28 | - / - |
| 102-821 | Polished Brass Escutcheon | 20.22 | - / - |
| 102-840 | 1/4 Turn Chrome Escutcheon | 16.90 | - / - |
| 102-841 | 1/4 Turn Polished Brass Escutcheon | 16.90 | - / - |
| 102-850 | Chrome Key | 3.84 | 400/50 |
| 102-851 | Polished Brass Key | 4.07 | 50/- |
| 102-823 | 5/16" - 8" Chrome Key | 6.25 | - / - |
| 102-824 | 8" Chrome Key | 7.97 | - / - |
| 102-825 | 8" Polished Brass Key | 8.39 | - / - |
| 102-827 | 10" Polished Brass key | 13.33 | - / - |
| 102-852 | 12" Chrome Key | 9.87 | 60/- |
| 102-853 | 12" Polished Brass Key | 10.52 | 120/60 |

Natural Gas Burner Bar

Not for use with LP gas



| | | | | | | |
|-----------------------------------------|------|------|--------|-------|------|--|
| T-Style with Ash Protector Ledge | | | | | | |
| 102-830 | 1/2" | FNPT | T-3205 | 15.83 | 20/1 | |

Log Lighter Kit

CSA Certified
ANSI Z21.15 (1/2 lb. system)
Not for use with LP gas



| | | | | | | |
|---------------------------------------------------------|------|-------------|----------|-------|-------|--|
| With Chrome Straight Pattern Globe Valve | | | | | | |
| 102-833 | 1/2" | FNPT x FNPT | T-3200 | 60.67 | - / - | |
| With Polished Brass Straight Pattern Globe Valve | | | | | | |
| 102-834 | 1/2" | FNPT x FNPT | T-3200PB | 60.67 | - / - | |
| With Chrome Angle Pattern Globe Valve | | | | | | |
| 102-843 | 1/2" | FNPT x FNPT | T-3201 | 67.43 | - / - | |
| With Polished Brass Angle Pattern Globe Valve | | | | | | |
| 102-844 | 1/2" | FNPT x FNPT | T-3201PB | 67.43 | - / - | |
| With Chrome Straight Pattern Ball Valve | | | | | | |
| 102-883 | 1/2" | FNPT x FNPT | T-3500 | 74.15 | - / - | |

LOG LIGHTER VALVES

Log Lighter Kit (cont.)



T-3200

| Part No. | Size | Configuration | Model No. | List Price | Cs/Ct |
|--------------------------------------------------------|------|---------------|-----------|------------|-------|
| With Polished Brass Straight Pattern Ball Valve | | | | | |
| 102-884 | 1/2" | FNPT x FNPT | T-3500PB | 74.15 | - / - |
| With Chrome Angle Pattern Ball Valve | | | | | |
| 102-893 | 1/2" | FNPT x FNPT | T-3501 | 74.15 | - / - |
| With Polished Brass Angle Pattern Ball Valve | | | | | |
| 102-894 | 1/2" | FNPT x FNPT | T-3501PB | 74.15 | - / - |

PRESSURE REDUCING VALVES

Water Pressure Reducing Valve

No lead brass
 ISO 9002, 300 CWP
 ANSI/NSF 61-G, ASSE 1003, CSA B 356
 Range 25 to 75 psi
 Max temp 180°F
 Factory preset at 50 psi
 Third party certified Truesdail



T-6800NL

| | | | | | |
|-----------|------|-------------|----------|--------|------|
| 111-323NL | 1/2" | FNPT x FNPT | T-6800NL | 114.65 | 16/1 |
| 111-324NL | 3/4" | FNPT x FNPT | T-6800NL | 121.97 | 16/1 |
| 111-325NL | 1" | FNPT x FNPT | T-6800NL | 179.03 | 16/1 |
| 111-333NL | 1/2" | FNPT x FNPT | T-6801NL | 65.00 | 24/1 |
| 111-334NL | 3/4" | FNPT x FNPT | T-6801NL | 69.00 | 24/1 |
| 111-335NL | 1" | FNPT x FNPT | T-6801NL | 89.00 | 16/1 |



T-6801NL



T-6803NL Plastic

Polycarbonate Resin, Reinforced Glass

| | | | | | | |
|------------|-----------|------|-------------|------------------|-------|------|
| NEW | 111-033NL | 1/2" | FNPT x FNPT | T-6803NL Plastic | 58.12 | 24/1 |
| NEW | 111-034NL | 3/4" | FNPT x FNPT | T-6803NL Plastic | 61.17 | 24/1 |
| NEW | 111-035NL | 1" | FNPT x FNPT | T-6803NL Plastic | 75.43 | 16/1 |

Brass Bonnet

| | | | | | | |
|------------|-----------|------|-------------|----------------|-------|------|
| NEW | 112-033NL | 1/2" | FNPT x FNPT | T-6803NL Brass | 70.67 | 24/1 |
| NEW | 112-034NL | 3/4" | FNPT x FNPT | T-6803NL Brass | 74.39 | 24/1 |
| NEW | 112-035NL | 1" | FNPT x FNPT | T-6803NL Brass | 94.74 | 16/1 |




T-6803NL Brass

Did you know? Legend guarantees our products for 5 years or you will receive \$25.00 back.



MIXING VALVES

| Mixing Valve | Part No. | Size | Configuration | Model No. | List Price | Cs/Ct |
|----------------------------------------------------------------------------------------------------------------------------------------------------------------|-----------------------------------------|------|---------------|-----------|------------|-------|
| ISO 9002, 230 psi, temp range 100-140°F Max temp 185°F ASSE 1017  | Mixing Valve for Radiant Heating | | | | | |
| | 115-153 | 1/2" | FNPT x FNPT | T-41 | 196.98 | 25/1 |
| | 115-154 | 3/4" | FNPT x FNPT | T-41 | 196.98 | 25/1 |
| | 115-155 | 1" | FNPT x FNPT | T-41 | 196.98 | 25/1 |



T-41

METER VALVES**Bronze Angle Meter Valve**
 ISO 9002, 125 CWP
 ANSI/NSF 61-G


T-442NL



T-441NL

| | | | | | |
|-----------|-------------|--------------|---------|-------|------|
| 111-103NL | 3/4" x 1/2" | Flare x FNPT | T-441NL | 50.08 | 60/6 |
| 111-104NL | 3/4" x 3/4" | Flare x FNPT | T-441NL | 50.08 | 60/6 |
| 111-105NL | 1" x 3/4" | Flare x FNPT | T-441NL | 60.64 | 60/6 |
| 111-106NL | 1" x 1" | Flare x FNPT | T-441NL | 83.29 | 40/5 |

With Waste

| | | | | | |
|-----------|-------------|--------------|---------|-------|------|
| 111-113NL | 3/4" x 1/2" | Flare x FNPT | T-442NL | 51.14 | 60/6 |
| 111-114NL | 3/4" x 3/4" | Flare x FNPT | T-442NL | 51.14 | 60/6 |
| 111-115NL | 1" x 3/4" | Flare x FNPT | T-442NL | 61.91 | 60/6 |
| 111-116NL | 1" x 1" | Flare x FNPT | T-442NL | 85.03 | 40/5 |

1/4 Turn Meter Angle Ball Valve
 ISO 9002, 400 CWP
 ANSI B1.20.1, NSF 61-G
 AWWA 800


T-443NL

| | | | | | |
|-----------|-------------|--------------|---------|-------|------|
| 111-123NL | 3/4" x 3/4" | FNPT x Flare | T-443NL | 55.37 | 20/2 |
| 111-124NL | 3/4" x 1" | FNPT x Flare | T-443NL | 66.16 | 20/2 |
| 111-125NL | 1" x 1" | FNPT x Flare | T-443NL | 84.00 | 20/2 |

WASHING MACHINE VALVES**Washing Machine Valve**
 150 CWP
 ANSI/NSF 372 (NL only)
 Max temp 180°F


T-11



S-11



T-12

| | | | | | |
|----------------------------------------------------------------------------|------|---------------------|--------|-------|------|
| 1/2" T-11 has combination 1/2" MNPT and 1/2" Sweat inlet connection | | | | | |
| 111-133 | 1/2" | MNPT / Sweat x MGHT | T-11 | 40.85 | 40/1 |
| 111-133NL | 1/2" | MNPT / Sweat x MGHT | T-11NL | 53.69 | 40/1 |
| 111-134 | 1/2" | Sweat x MGHT | S-11 | 47.07 | 40/1 |
| 111-134NL | 1/2" | Sweat x MGHT | S-11NL | 61.88 | 40/1 |

| | | | | | |
|---------|-------------------|--|--|-------|-------|
| 111-136 | T/S-11 Repair Kit | | | 13.30 | - / - |
|---------|-------------------|--|--|-------|-------|

Satin Chrome Plated

| | | | | | |
|-----------|----------------|-------------|--------|-------|--------|
| 111-137 | 5/8" OD x HOSE | Comp x MGHT | T-12 | 11.39 | 144/12 |
| 111-137NL | 5/8" OD x HOSE | Comp x MGHT | T-12NL | 13.52 | 144/12 |

DISHWASHER ELBOW

No Lead Dishwasher Elbow

ANSI/NSF 372



Elbow

| Part No. | Size | Configuration | Model No. | List Price | Cs/Ct |
|-----------|-------------|---------------|-----------|------------|-------|
| 302-210NL | 3/8" x 3/4" | OD x FGHT | Elbow | 6.77 | 100 |

PRESSURE RELIEF VALVE

Pressure Relief Valve

150 psi
ISO 9002
ANSI/NSF 61



T-50NL

Factory Set @ 75 PSI (Adjustable 75 to 150)

| | | | | | |
|-----------|------|-------------|------------|-------|-------|
| 111-302NL | 1/2" | MNPT x FNPT | T-50NL PRV | 11.79 | - / - |
| 111-304NL | 3/4" | MNPT x FNPT | T-50NL PRV | 12.67 | - / - |

Factory Set @ 100 PSI (Adjustable 75 to 150)

| | | | | | |
|-----------|------|-------------|------------|-------|-------|
| 111-303NL | 1/2" | MNPT x FNPT | T-50NL PRV | 11.79 | - / - |
| 111-305NL | 3/4" | MNPT x FNPT | T-50NL PRV | 12.67 | - / - |

FLOAT VALVES

Bronze Float Valve

125 CWP



T-30

Main Inlet - Plain Outlet

| | | | | | |
|---------|------------------|------|------|-------|-------|
| 111-222 | 3/8" (1/4" - 20) | MNPT | T-30 | 20.50 | 72/12 |
| 111-223 | 1/2" (1/4" - 20) | MNPT | T-30 | 22.92 | 72/12 |
| 111-224 | 3/4" (1/4" - 20) | MNPT | T-30 | 30.37 | 48/12 |

Female Inlet - Plain Outlet

| | | | | | |
|---------|--------------------|------|------|-------|------|
| 111-235 | 1" (5/16" - 18) | FNPT | T-31 | 51.27 | 36/6 |
| 111-236 | 1-1/4" (3/8" - 16) | FNPT | T-31 | 81.83 | 20/2 |
| 111-237 | 1-1/2" (3/8" - 16) | FNPT | T-31 | 84.03 | 16/2 |
| 111-238 | 2" (3/8" - 16) | FNPT | T-31 | 94.36 | 16/2 |



T-31



T-32

Main Inlet - Male Outlet

| | | | | | |
|---------|------------------|-------------|------|-------|-------|
| 111-243 | 1/2" (1/4" - 20) | MNPT x MNPT | T-32 | 23.83 | 72/12 |
| 111-244 | 3/4" (1/4" - 20) | MNPT x MNPT | T-32 | 32.82 | 48/12 |



Brass Float Rod



Float Rod

| | | | | |
|---------|----------------|-----------|-------|-------|
| 111-253 | 1/4"-20 x 10" | Float Rod | 5.37 | - / - |
| 111-254 | 1/4"-20 x 12" | Float Rod | 5.96 | - / - |
| 111-255 | 5/16"-18 x 12" | Float Rod | 7.95 | - / - |
| 111-256 | 3/8"-16 x 12" | Float Rod | 11.01 | - / - |

EVAPORATIVE COOLER VALVES

| Float | Part No. | Size | Configuration | Model No. | List Price | Cs/Ct |
|----------------------------------------------------------------------------------------------------|------------------------------|---------------|---------------|-----------------------|------------|-------|
|  Copper Float | Copper - Seamless | | | | | |
| | 111-263 | 1/4"-20 x 5" | | Copper- Seamless | 77.73 | - / - |
| | 111-264 | 1/4"-20 x 6" | | Copper- Seamless | 93.61 | - / - |
| | 111-265 | 5/16"-18 x 7" | | Copper- Seamless | 123.80 | - / - |
| | 111-266 | 3/8"-16 x 8" | | Copper- Seamless | 145.97 | - / - |
|  Plastic Float | Plastic - Polystyrene | | | | | |
| | 111-273 | 1/4"-20 x 5" | | Plastic - Polystyrene | 40.30 | - / - |
| | 111-274 | 1/4"-20 x 6" | | Plastic - Polystyrene | 44.27 | - / - |
| | 111-275 | 5/16"-18 x 7" | | Plastic - Polystyrene | 45.16 | - / - |
| | 111-276 | 3/8"-16 x 8" | | Plastic - Polystyrene | 48.42 | - / - |

Evaporative Cooler Valve

125 CWP
ANSI/NSF 61-G (T-542NL only)



| | | | | | |
|-----------|------|-------------|---------|-------|--------|
| 107-247 | 3/4" | FGHT x MGHT | T-542 | 8.33 | 144/12 |
| 107-247NL | 3/4" | FGHT x MGHT | T-542NL | 10.76 | 144/12 |

Standard Pattern

| | | | | | |
|---------|------|-------------|------|-------|-------|
| 111-247 | 1/4" | Compression | T-34 | 15.99 | 80/10 |
|---------|------|-------------|------|-------|-------|

Compact Pattern

| | | | | | |
|---------|------|-------------|------|-------|--------|
| 111-248 | 1/4" | Compression | T-35 | 10.50 | 160/10 |
|---------|------|-------------|------|-------|--------|

ANTI-SWEAT VALVES

Anti-Sweat Valves for Toilet Tank

180°F max service temp
125 CWP



Factory Set @ 30% Hot / 70% Cold Mix

| | | | | | |
|---------|------|-------------|------|-------|-------|
| 111-152 | 1/2" | MNPT / Comp | T-20 | 23.00 | 100/1 |
|---------|------|-------------|------|-------|-------|

Manually Adjustable from 30% hot to 0% (100% cold)

| | | | | | |
|---------|------|-------------|-------|-------|-------|
| 111-154 | 1/2" | MNPT / Comp | T-20A | 25.30 | 100/1 |
|---------|------|-------------|-------|-------|-------|

Compression Nuts & Ferrules - Set of Three

| | | | | | |
|---------|------|-------------|--|------|-------|
| 111-158 | 1/2" | Compression | | 7.99 | - / - |
|---------|------|-------------|--|------|-------|

Did you know? Legend performance can increase your inventory turns three to four times.

DIELECTRIC FITTINGS

Dielectric Nipple

425 psi @ 225°F max temp
10 WSP
Long pattern
Naturally lead free
ASTM F 1545-2009
ANSI B1.20.1
ISO 9002



T-575

| Part No. | Size | Configuration | Model No. | List Price | Cs/Ct |
|----------|-------------|---------------|-----------|------------|--------|
| 301-502 | 1/2" x 3" | MNPT x MNPT | T-575 | 3.25 | 300/50 |
| 301-503 | 3/4" x 3" | MNPT x MNPT | T-575 | 3.40 | 200/50 |
| 301-504 | 1" x 4" | MNPT x MNPT | T-575 | 7.03 | 120/20 |
| 301-505 | 1-1/4" x 4" | MNPT x MNPT | T-575 | 9.98 | 80/10 |
| 301-506 | 1-1/2" x 4" | MNPT x MNPT | T-575 | 12.86 | 60/10 |
| 301-507 | 2" x 4" | MNPT x MNPT | T-575 | 17.60 | 40/5 |

Dielectric Coupling

125 CWVP, 180°F max temp



T-578

| | | | | | |
|---------|--------|-------------|-------|-------|--------|
| 301-533 | 1/2" | FNPT x FNPT | T-578 | 14.89 | 144/12 |
| 301-534 | 3/4" | FNPT x FNPT | T-578 | 16.25 | 144/12 |
| 301-535 | 1" | FNPT x FNPT | T-578 | 18.94 | 144/12 |
| 301-536 | 1-1/4" | FNPT x FNPT | T-578 | 25.89 | 48/6 |
| 301-537 | 1-1/2" | FNPT x FNPT | T-578 | 39.16 | 48/6 |
| 301-538 | 2" | FNPT x FNPT | T-578 | 46.03 | 48/6 |

Forged Steel Dielectric Union

200 CWVP, 180°F max temp
NSF 372 (T-571NL)
ISO 9002
2-1/2", 3" & 4" are flanged



T-571NL
1/2" - 2"



T-571NL
2 1/2", 3" & 4"



Grommet

| | | | | | |
|-----------|-------------|--------------|---------|--------|--------|
| 301-103NL | 1/2" | FNPT x Sweat | T-571NL | 6.89 | 144/12 |
| 301-104NL | 3/4" | FNPT x Sweat | T-571NL | 7.11 | 144/12 |
| 301-123NL | 3/4" x 1/2" | FNPT x Sweat | T-571NL | 7.01 | 144/12 |
| 301-105NL | 1" | FNPT x Sweat | T-571NL | 10.40 | 120/12 |
| 301-125NL | 1" x 3/4" | FNPT x Sweat | T-571NL | 11.97 | 120/12 |
| 301-106NL | 1-1/4" | FNPT x Sweat | T-571NL | 16.37 | 48/6 |
| 301-107NL | 1-1/2" | FNPT x Sweat | T-571NL | 26.21 | 48/6 |
| 301-108NL | 2" | FNPT x Sweat | T-571NL | 36.64 | 24/6 |
| 301-119NL | 2-1/2" | FNPT x Sweat | T-571NL | 178.27 | 5/1 |
| 301-120NL | 3" | FNPT x Sweat | T-571NL | 210.11 | 2/1 |
| 301-121NL | 4" | FNPT x Sweat | T-571NL | 757.48 | 2/1 |

| | | | | | |
|---------|----------------|--|--|------|-------|
| 301-421 | For 4" T-571NL | | | 1.73 | - / - |
|---------|----------------|--|--|------|-------|

| | | | | | |
|-----------|-------------|--------------|--------------|------|--------|
| 301-203NL | 1/2" | MNPT x Sweat | T-571M x SNL | 8.54 | 144/12 |
| 301-204NL | 3/4" | MNPT x Sweat | T-571M x SNL | 8.82 | 144/12 |
| 301-205NL | 3/4" x 1/2" | MNPT x Sweat | T-571M x SNL | 9.30 | 144/12 |

Galvanized x Galvanized Dielectric Union

200 CWVP, 180°F max temp
ISO 9002



T-572
FNPT x FNPT

| | | | | | |
|---------|--------|-------------|-------|-------|--------|
| 301-303 | 1/2" | FNPT x FNPT | T-572 | 9.24 | 144/12 |
| 301-304 | 3/4" | FNPT x FNPT | T-572 | 9.90 | 120/12 |
| 301-305 | 1" | FNPT x FNPT | T-572 | 15.29 | 48/6 |
| 301-306 | 1-1/4" | FNPT x FNPT | T-572 | 28.92 | 48/6 |
| 301-307 | 1-1/2" | FNPT x FNPT | T-572 | 38.06 | 24/6 |
| 301-308 | 2" | FNPT x FNPT | T-572 | 44.69 | 20/6 |



DIELECTRIC FITTINGS**Galvanized x Brass Dielectric Union**

200 CWP, 180°F max temp
NSF 372
ISO 9002



T-573NL
FNPT x FNPT

| Part No. | Size | Configuration | Model No. | List Price | Cs/Ct |
|-----------|------|---------------|-----------|------------|--------|
| 301-323NL | 1/2" | FNPT x FNPT | T-573NL | 16.47 | 144/12 |
| 301-324NL | 3/4" | FNPT x FNPT | T-573NL | 18.90 | 120/12 |
| 301-325NL | 1" | FNPT x FNPT | T-573NL | 35.00 | 48/6 |

Black Gas Service Dielectric Union

200 CWP, 180°F max temp
ISO 9002



T-574
FNPT x FNPT

| | | | | | |
|---------|--------|-------------|-------|-------|--------|
| 301-333 | 1/2" | FNPT x FNPT | T-574 | 8.26 | 144/12 |
| 301-334 | 3/4" | FNPT x FNPT | T-574 | 9.46 | 120/12 |
| 301-335 | 1" | FNPT x FNPT | T-574 | 14.77 | 48/6 |
| 301-336 | 1-1/4" | FNPT x FNPT | T-574 | 25.90 | 48/6 |
| 301-337 | 1-1/2" | FNPT x FNPT | T-574 | 43.26 | 24/6 |
| 301-338 | 2" | FNPT x FNPT | T-574 | 51.63 | 20/2 |

Rubber Gasket

Max temp 180°F
Fits models T-571, T-572 & T-573



Rubber Gasket

| | | | | |
|---------|--------|---------------|------|-------|
| 301-403 | 1/2" | Rubber Gasket | 0.41 | - / - |
| 301-404 | 3/4" | Rubber Gasket | 0.41 | - / - |
| 301-405 | 1" | Rubber Gasket | 0.49 | - / - |
| 301-406 | 1-1/4" | Rubber Gasket | 0.49 | - / - |
| 301-407 | 1-1/2" | Rubber Gasket | 0.59 | - / - |
| 301-408 | 2" | Rubber Gasket | 0.69 | - / - |
| 301-409 | 2-1/2" | Rubber Gasket | 2.39 | - / - |
| 301-410 | 3" | Rubber Gasket | 2.79 | - / - |
| 301-411 | 4" | Rubber Gasket | 7.89 | - / - |

Gaskets & Inserts For Steam

Max temp 275°F continuous
300°F intermittent
Fits models T-571, T-572 & T-573



Steam Gasket

Steam Gaskets

| | | | | |
|---------|--------|--------------|-------|-------|
| 301-433 | 1/2" | Steam Gasket | 1.65 | - / - |
| 301-434 | 3/4" | Steam Gasket | 1.90 | - / - |
| 301-435 | 1" | Steam Gasket | 2.39 | - / - |
| 301-436 | 1-1/4" | Steam Gasket | 2.88 | - / - |
| 301-437 | 1-1/2" | Steam Gasket | 3.49 | - / - |
| 301-438 | 2" | Steam Gasket | 3.99 | - / - |
| 301-439 | 2-1/2" | Steam Gasket | 21.99 | - / - |
| 301-440 | 3" | Steam Gasket | 28.65 | - / - |
| 301-441 | 4" | Steam Gasket | 43.45 | - / - |

Gaskets & Inserts For Steam**Steam ABS Inserts**

Steam ABS Insert

| | | | | |
|---------|--------|------------------|------|-------|
| 301-443 | 1/2" | Steam ABS Insert | 0.54 | - / - |
| 301-444 | 3/4" | Steam ABS Insert | 0.69 | - / - |
| 301-445 | 1" | Steam ABS Insert | 0.80 | - / - |
| 301-446 | 1-1/4" | Steam ABS Insert | 0.85 | - / - |
| 301-447 | 1-1/2" | Steam ABS Insert | 0.96 | - / - |
| 301-448 | 2" | Steam ABS Insert | 1.03 | - / - |
| 301-449 | 2-1/2" | Steam ABS Insert | 5.83 | - / - |
| 301-450 | 3" | Steam ABS Insert | 6.38 | - / - |

COMPRESSION REPAIR FITTINGS

Galvanized Compression Coupling

125 CWP max temp 210°F
Long pattern



Galvanized
Compression Coupling

| Part No. | Size | Configuration | Model No. | List Price | Cs/Ct |
|----------|--------|-------------------------|-----------|------------|-------|
| 303-103 | 1/2" | Comp (IPS) x Comp (IPS) | | 7.49 | 48/24 |
| 303-104 | 3/4" | Comp (IPS) x Comp (IPS) | | 9.39 | 48/24 |
| 303-105 | 1" | Comp (IPS) x Comp (IPS) | | 11.90 | 48/24 |
| 303-106 | 1-1/4" | Comp (IPS) x Comp (IPS) | | 16.23 | 24/12 |
| 303-107 | 1-1/2" | Comp (IPS) x Comp (IPS) | | 18.97 | 24/12 |
| 303-108 | 2" | Comp (IPS) x Comp (IPS) | | 23.82 | 16/8 |

Brass Compression Coupling

125 CWP max temp 180°F
ANSI/NSF 61-G (NL only)
Long pattern



Brass
Compression Coupling

| | | | | | |
|-----------|-----------------|-------------------------|--|-------|--------|
| 303-123 | 3/8" x 1/2" | Comp (IPS) x Comp (CTS) | | 10.30 | 144/12 |
| 303-123NL | 3/8" x 1/2" | Comp (IPS) x Comp (CTS) | | 13.30 | 144/12 |
| 303-124 | 1/2" x 3/4" | Comp (IPS) x Comp (CTS) | | 13.21 | 108/12 |
| 303-124NL | 1/2" x 3/4" | Comp (IPS) x Comp (CTS) | | 18.23 | 108/12 |
| 303-125 | 3/4" x 1" | Comp (IPS) x Comp (CTS) | | 19.64 | 48/12 |
| 303-125NL | 3/4" x 1" | Comp (IPS) x Comp (CTS) | | 26.65 | 48/12 |
| 303-126 | 1" x 1-1/4" | Comp (IPS) x Comp (CTS) | | 22.96 | 48/12 |
| 303-126NL | 1" x 1-1/4" | Comp (IPS) x Comp (CTS) | | 29.46 | 48/12 |
| 303-127 | 1-1/4" x 1-1/2" | Comp (IPS) x Comp (CTS) | | 37.05 | 48/12 |
| 303-127NL | 1-1/4" x 1-1/2" | Comp (IPS) x Comp (CTS) | | 47.50 | 48/12 |
| 303-128 | 1-1/2" | Comp (IPS) x Comp (IPS) | | 35.16 | 36/12 |
| 303-128NL | 1-1/2" | Comp (IPS) x Comp (IPS) | | 44.66 | 36/12 |
| 303-129 | 2" | Comp (CTS) x Comp (CTS) | | 43.69 | 36/12 |
| 303-129NL | 2" | Comp (CTS) x Comp (CTS) | | 53.48 | 36/12 |

PVC Compression Coupling

Naturally lead free
ISO 9002, 150 CWP @ 73°F
Long pattern



PVC
Compression Coupling

| | | | | | |
|---------|--------|-------------------------|--|-------|--------|
| 204-103 | 1/2" | Comp (IPS) x Comp (IPS) | | 1.98 | 240/20 |
| 204-104 | 3/4" | Comp (IPS) x Comp (IPS) | | 2.39 | 120/20 |
| 204-105 | 1" | Comp (IPS) x Comp (IPS) | | 3.09 | 120/20 |
| 204-106 | 1-1/4" | Comp (IPS) x Comp (IPS) | | 4.04 | 72/12 |
| 204-107 | 1-1/2" | Comp (IPS) x Comp (IPS) | | 4.96 | 60/10 |
| 204-108 | 2" | Comp (IPS) x Comp (IPS) | | 6.89 | 50/5 |
| 204-109 | 2-1/2" | Comp (IPS) x Comp (IPS) | | 16.20 | 20/1 |
| 204-110 | 3" | Comp (IPS) x Comp (IPS) | | 24.63 | 12/1 |
| 204-111 | 4" | Comp (IPS) x Comp (IPS) | | 32.66 | 6/1 |
| 204-112 | 6" | Comp (IPS) x Comp (IPS) | | 61.00 | 6/1 |

Long Pattern

| | | | | | |
|---------|------|-------------|--|------|--------|
| 204-123 | 1/2" | Comp x Comp | | 3.56 | 360/20 |
| 204-124 | 3/4" | Comp x Comp | | 5.57 | 240/20 |


Naturally lead free
ISO 9002
150 CWP @ 73°F
ANSI/NSF 61-G listed



CPVC Coupling



COMPRESSION REPAIR FITTINGS

| PVC Expansion Repair Coupling | Part No. | Size | Configuration | Model No. | List Price | Cs/Ct |
|-----------------------------------------------------------------------------------|----------|--------|-----------------|--------------------|------------|--------|
| 150 CWP @ 73°F Naturally lead free | | | | | | |
|  | 204-143 | 1/2" | Spigot x Socket | Expansion Coupling | 4.06 | 148/37 |
| | 204-144 | 3/4" | Spigot x Socket | Expansion Coupling | 5.02 | 92/23 |
| | 204-145 | 1" | Spigot x Socket | Expansion Coupling | 10.03 | 48/12 |
| | 204-146 | 1-1/4" | Spigot x Socket | Expansion Coupling | 12.12 | 64/16 |
| | 204-147 | 1-1/2" | Spigot x Socket | Expansion Coupling | 14.45 | 64/16 |
| | 204-148 | 2" | Spigot x Socket | Expansion Coupling | 19.65 | 36/9 |
| | | | | | | |

PVC Expansion
Coupling**CAST PRESSURE FITTINGS****Cast Pressure Fitting**

- 1 CSA (ANSI/NSF 61-G)
- 2 Truesdail (ANSI/NSF 61-G)
- 3 NSF (ANSI/NSF 61-G)
- 4 IAPMO/UPC (ANSI/NSF 61-G)

Sweat x FNPT
Drop Ear ElbowSweat x Sweat
Drop Ear ElbowFNPT x FNPT
Drop Ear ElbowPex End Drop
Ear Elbow

F 1960 PEX x FIP

Drop Ear Elbows

| | | | | | | |
|---|-----------|-------------|---------------|----------------|-------|--------|
| | 302-222 | 1/2" x 3/8" | Sweat x FNPT | Drop Ear Elbow | 5.09 | 300/50 |
| 2 | 302-222NL | 1/2" x 3/8" | Sweat x FNPT | Drop Ear Elbow | 5.90 | 300/50 |
| | 302-223 | 1/2" x 1/2" | Sweat x FNPT | Drop Ear Elbow | 2.90 | 300/50 |
| 2 | 302-223NL | 1/2" x 1/2" | Sweat x FNPT | Drop Ear Elbow | 3.73 | 300/50 |
| | 302-224 | 3/4" x 3/4" | Sweat x FNPT | Drop Ear Elbow | 9.90 | 200/25 |
| 1 | 302-224NL | 3/4" x 3/4" | Sweat x FNPT | Drop Ear Elbow | 13.23 | 200/25 |
| | 302-225 | 1/2" | Sweat x Sweat | Drop Ear Elbow | 3.33 | 300/50 |
| 2 | 302-225NL | 1/2" | Sweat x Sweat | Drop Ear Elbow | 4.26 | 300/50 |
| | 302-232 | 3/4" | Sweat x Sweat | Drop Ear Elbow | 8.03 | 200/25 |
| 1 | 302-232NL | 3/4" | Sweat x Sweat | Drop Ear Elbow | 10.76 | 200/25 |
| | 302-226 | 1/2" | FNPT x FNPT | Drop Ear Elbow | 8.42 | 180/45 |
| 1 | 302-226NL | 1/2" | FNPT x FNPT | Drop Ear Elbow | 11.05 | 180/45 |
| | 302-228 | 3/4" | FNPT x FNPT | Drop Ear Elbow | 13.10 | 100/25 |
| 1 | 302-228NL | 3/4" | FNPT x FNPT | Drop Ear Elbow | 17.38 | 100/25 |

3 Hole Drop Ear Elbows

| | | | | | | |
|-------|-----------|-------------|------------|----------------|-------|--------|
| NEW 3 | 302-218NL | 3/8" x 1/2" | PEX x FNPT | Drop Ear Elbow | 5.56 | 200/10 |
| | 302-219 | 1/2" | PEX x FNPT | Drop Ear Elbow | 5.25 | 200/10 |
| 3 | 302-219NL | 1/2" | PEX x FNPT | Drop Ear Elbow | 7.10 | 200/10 |
| 3 | 302-220NL | 3/4" x 1/2" | PEX x FNPT | Drop Ear Elbow | 10.42 | 150/10 |
| | 302-221 | 3/4" | PEX x FNPT | Drop Ear Elbow | 7.22 | 100/25 |
| 3 | 302-221NL | 3/4" | PEX x FNPT | Drop Ear Elbow | 10.42 | 100/25 |

F 1960 PEX x FIP 3 Hole Drop Ear Elbow

| | | | | | | |
|-------|-----------|------|-------------------|----------------|-------|--------|
| NEW 4 | 302-235NL | 1/2" | F 1960 PEX x FNPT | Drop Ear Elbow | 10.45 | 200/10 |
| NEW 4 | 302-236NL | 3/4" | F 1960 PEX x FNPT | Drop Ear Elbow | 14.94 | 200/10 |

CAST PRESSURE FITTINGS

Cast Pressure Fitting (cont.)

- ① CSA (ANSI/NSF 61-G)
- ② Truesdail (ANSI/NSF 61-G)
- ③ NSF (ANSI/NSF 61-G)
- ④ IAPMO/UPC (ANSI/NSF 61-G)



CPVC x FNPT
Drop Ear Elbow



High Ear Elbow



Sweat x MNPT
Elbow



Drain Elbow



Sweat x FNPT
Elbow








Baseboard Tee

| Part No. | Size | Configuration | Model No. | List Price | Cs/Ct |
|------------------------------------------|------------------------|----------------------|----------------|------------|--------|
| CPVC x FNPT 3 Hole Drop Ear Elbow | | | | | |
| 302-231 | 1/2" | CPVC x FNPT | Drop Ear Elbow | 6.47 | 200/20 |
| ④ 302-231NL | 1/2" | CPVC x FNPT | Drop Ear Elbow | 8.17 | 200/20 |
| 302-234 | 3/4" | CPVC x FNPT | Drop Ear Elbow | 12.21 | 100/10 |
| ④ 302-234NL | 3/4" | CPVC x FNPT | Drop Ear Elbow | 14.85 | 100/10 |
| High Ear Elbows | | | | | |
| 302-229 | 1/2" | Sweat x FNPT | High Ear Elbow | 6.95 | 240/60 |
| ① 302-229NL | 1/2" | Sweat x FNPT | High Ear Elbow | 9.27 | 240/60 |
| Drain Elbows | | | | | |
| 302-243 | 3/4" | Sweat x Sweat | Drain Elbow | 4.23 | 300/50 |
| ② 302-243NL | 3/4" | Sweat x Sweat | Drain Elbow | 5.45 | 300/50 |
| Elbows | | | | | |
| 302-273 | 1/2" | Sweat x MNPT | Elbow | 4.65 | 400/50 |
| ① 302-273NL | 1/2" | Sweat x MNPT | Elbow | 6.34 | 400/50 |
| 302-274 | 3/4" | Sweat x MNPT | Elbow | 7.64 | 300/25 |
| ① 302-274NL | 3/4" | Sweat x MNPT | Elbow | 10.33 | 300/25 |
| 302-275 | 1" | Sweat x MNPT | Elbow | 14.01 | 160/10 |
| ① 302-275NL | 1" | Sweat x MNPT | Elbow | 18.98 | 160/10 |
| 302-283 | 1/2" | Sweat x FNPT | Elbow | 5.16 | 300/50 |
| ① 302-283NL | 1/2" | Sweat x FNPT | Elbow | 6.98 | 300/50 |
| 302-284 | 3/4" | Sweat x FNPT | Elbow | 8.15 | 200/25 |
| ① 302-284NL | 3/4" | Sweat x FNPT | Elbow | 11.36 | 200/25 |
| 302-285 | 1" | Sweat x FNPT | Elbow | 15.89 | 120/10 |
| ① 302-285NL | 1" | Sweat x FNPT | Elbow | 20.70 | 120/10 |
| 302-291 | 1/2" x 3/8" | Sweat x FNPT | Elbow | 4.45 | 400/50 |
| ① 302-291NL | 1/2" x 3/8" | Sweat x FNPT | Elbow | 6.32 | 400/50 |
| Baseboard Tees | | | | | |
| 302-252 | 1/2" x 1/8" x 1/2" | Sweat x FNPT x Sweat | Baseboard Tee | 4.47 | 300/50 |
| ① 302-252NL | 1/2" x 1/8" x 1/2" | Sweat x FNPT x Sweat | Baseboard Tee | 6.35 | 300/50 |
| 302-253 | 3/4" x 1/8" x 3/4" | Sweat x FNPT x Sweat | Baseboard Tee | 4.24 | 300/50 |
| ① 302-253NL | 3/4" x 1/8" x 3/4" | Sweat x FNPT x Sweat | Baseboard Tee | 6.19 | 300/50 |
| 302-254 | 1" x 1/8" x 1" | Sweat x FNPT x Sweat | Baseboard Tee | 11.78 | 150/25 |
| ① 302-254NL | 1" x 1/8" x 1" | Sweat x FNPT x Sweat | Baseboard Tee | 14.82 | 150/25 |
| 302-255 | 1-1/4" x 1/8" x 1-1/4" | Sweat x FNPT x Sweat | Baseboard Tee | 15.84 | 100/10 |
| ① 302-255NL | 1-1/4" x 1/8" x 1-1/4" | Sweat x FNPT x Sweat | Baseboard Tee | 20.08 | 100/10 |



CAST PRESSURE FITTINGS

| Cast Pressure Fitting (cont.) | Part No. | Size | Configuration | Model No. | List Price | Cs/Ct |
|------------------------------------------------------------------------------------------------------------------------------------------|------------------------|------------------------|----------------------|----------------|------------|--------|
| 1 CSA (ANSI/NSF 61-G) 2 Truesdail (ANSI/NSF 61-G) 3 NSF (ANSI/NSF 61-G) 4 IAPMO/UPC (ANSI/NSF 61-G) | Tees | | | | | |
|  <p>Sweat x Sweat x FNPT Tee</p> | 1 302-342NL | 1/2" x 3/4" | Sweat x Sweat x FNPT | Tee | 11.08 | 25 |
| | 302-343 | 1/2" | Sweat x Sweat x FNPT | Tee | 7.47 | 300/25 |
| | 1 302-343NL | 1/2" | Sweat x Sweat x FNPT | Tee | 8.88 | 300/25 |
| | 302-344 | 3/4" | Sweat x Sweat x FNPT | Tee | 11.42 | 200/25 |
| | 1 302-344NL | 3/4" | Sweat x Sweat x FNPT | Tee | 15.23 | 200/25 |
| | 302-354 | 3/4" x 3/4" x 1/2" | Sweat x Sweat x FNPT | Tee | 9.32 | 200/25 |
| | 1 302-354NL | 3/4" x 3/4" x 1/2" | Sweat x Sweat x FNPT | Tee | 12.62 | 200/25 |
| | 302-355 | 1" x 1" x 1/2" | Sweat x Sweat x FNPT | Tee | 13.92 | 120/10 |
| | 1 302-355NL | 1" x 1" x 1/2" | Sweat x Sweat x FNPT | Tee | 18.92 | 120/10 |
| | 302-356 | 1" x 1" x 3/4" | Sweat x Sweat x FNPT | Tee | 14.53 | 100/10 |
|  <p>Sweat x Sweat x MNPT Tee</p> | 1 302-356NL | 1" x 1" x 3/4" | Sweat x Sweat x FNPT | Tee | 19.57 | 100/10 |
| | 302-357 | 1-1/4" x 1-1/4" x 1/2" | Sweat x Sweat x FNPT | Tee | 16.06 | 80/10 |
| | 1 302-357NL | 1-1/4" x 1-1/4" x 1/2" | Sweat x Sweat x FNPT | Tee | 21.97 | 80/10 |
| | 302-358 | 1-1/4" x 1-1/4" x 3/4" | Sweat x Sweat x FNPT | Tee | 19.63 | 60/10 |
| | 1 302-358NL | 1-1/4" x 1-1/4" x 3/4" | Sweat x Sweat x FNPT | Tee | 23.75 | 60/10 |
| | 302-363 | 1/2" | Sweat x Sweat x MNPT | Tee | 4.74 | 300/50 |
| | 1 302-363NL | 1/2" | Sweat x Sweat x MNPT | Tee | 7.88 | 300/50 |
| | 302-373 | 1/2" | Sweat x FNPT x Sweat | Tee | 6.08 | 300/50 |
| | 1 302-373NL | 1/2" | Sweat x FNPT x Sweat | Tee | 8.30 | 300/50 |
| | 302-384 | 3/4" x 1/2" x 3/4" | Sweat x FNPT x Sweat | Tee | 11.43 | 200/25 |
|  <p>Sweat x FNPT x Sweat Tee</p> | 1 302-384NL | 3/4" x 1/2" x 3/4" | Sweat x FNPT x Sweat | Tee | 15.77 | 200/25 |
| | 302-321 | 3/4" x 3/4" x 1/2" | FNPT x FNPT x Sweat | Tee | 10.89 | 200/25 |
| | 1 302-321NL | 3/4" x 3/4" x 1/2" | FNPT x FNPT x Sweat | Tee | 14.69 | 200/25 |
| | 302-322 | 3/4" x 1/2" x 1/2" | FNPT x FNPT x Sweat | Tee | 10.52 | 200/25 |
| | 1 302-322NL | 3/4" x 1/2" x 1/2" | FNPT x FNPT x Sweat | Tee | 13.97 | 200/25 |
| | 302-323 | 3/4" x 1/2" x 3/4" | FNPT x FNPT x Sweat | Tee | 10.64 | 200/25 |
| | 1 302-323NL | 3/4" x 1/2" x 3/4" | FNPT x FNPT x Sweat | Tee | 15.46 | 200/25 |
| | Drop Ear Tees | | | | | |
| | 302-233 | 1/2" | Sweat | Drop Ear Tee | 3.70 | 300/50 |
| | 2 302-233NL | 1/2" | Sweat | Drop Ear Tee | 5.03 | 300/50 |
|  <p>Drop Ear Tee</p> | 2 302-333NL | 1/2" | PEX x PEX x FNPT | Drop Ear Tee | 9.00 | 300/50 |
| | NEW 2 302-334NL | 3/4" | PEX x PEX x FNPT | Drop Ear Tee | 15.64 | 300/50 |
| | Drain Couplings | | | | | |
| | 302-262 | 1/2" | Sweat | Drain Coupling | 5.35 | 500/25 |
| | 1 302-262NL | 1/2" | Sweat | Drain Coupling | 6.92 | 500/25 |
| | 302-263 | 3/4" | Sweat | Drain Coupling | 4.08 | 300/50 |
| | 2 302-263NL | 3/4" | Sweat | Drain Coupling | 5.19 | 300/50 |
| | 302-264 | 1" | Sweat | Drain Coupling | 10.07 | 120/10 |
| | 1 302-264NL | 1" | Sweat | Drain Coupling | 13.29 | 120/10 |
| | Drain Couplings | | | | | |
|  <p>Drain Coupling</p> | 302-262 | 1/2" | Sweat | Drain Coupling | 5.35 | 500/25 |
| | 1 302-262NL | 1/2" | Sweat | Drain Coupling | 6.92 | 500/25 |
| | 302-263 | 3/4" | Sweat | Drain Coupling | 4.08 | 300/50 |
| | 2 302-263NL | 3/4" | Sweat | Drain Coupling | 5.19 | 300/50 |
| | 302-264 | 1" | Sweat | Drain Coupling | 10.07 | 120/10 |
| | 1 302-264NL | 1" | Sweat | Drain Coupling | 13.29 | 120/10 |

CAST PRESSURE FITTINGS

Cast Pressure Fitting (cont.)

| Part No. | Size | Configuration | Model No. | List Price | Cs/Ct |
|----------------------|------|---------------|--------------|------------|--------|
| Wing Adapters | | | | | |
| 302-293 | 1/2" | FNPT x Sweat | Wing Adapter | 6.14 | 340/85 |
| 302-293NL | 1/2" | FNPT x Sweat | Wing Adapter | 7.81 | 340/85 |



Adapters

| | | | | | |
|-----------|------|------------|---------|-------|--------|
| 302-423NL | 1/2" | PEX x CPVC | Adapter | 5.25 | 400/50 |
| 302-424NL | 3/4" | PEX x CPVC | Adapter | 8.38 | 300/50 |
| 302-425NL | 1" | PEX x CPVC | Adapter | 14.72 | 200/25 |



Unions

| | | | | | |
|-----------|--------|---------------|-------|--------|--------|
| 302-303NL | 1/2" | Sweat x Sweat | Union | 10.16 | 250/25 |
| 302-304NL | 3/4" | Sweat x Sweat | Union | 16.16 | 200/20 |
| 302-305NL | 1" | Sweat x Sweat | Union | 26.10 | 100/10 |
| 302-300NL | 1-1/4" | Sweat x Sweat | Union | 49.44 | 45/5 |
| 302-301NL | 1-1/2" | Sweat x Sweat | Union | 60.50 | 45/5 |
| 302-302NL | 2" | Sweat x Sweat | Union | 109.26 | 33/1 |



| | | | | | |
|-----------|--------|--------------|-------|--------|--------|
| 302-306NL | 1/2" | Sweat x MNPT | Union | 16.75 | 100/10 |
| 302-307NL | 3/4" | Sweat x MNPT | Union | 24.69 | 100/10 |
| 302-308NL | 1" | Sweat x MNPT | Union | 37.93 | 60/10 |
| 302-309NL | 1-1/4" | Sweat x MNPT | Union | 50.93 | 60/6 |
| 302-310NL | 1-1/2" | Sweat x MNPT | Union | 78.89 | 40/5 |
| 302-311NL | 2" | Sweat x MNPT | Union | 115.20 | 20/2 |



| | | | | | |
|-----------|------|--------------|-------|-------|----|
| 302-316NL | 1/2" | Sweat x FNPT | Union | 15.06 | 25 |
| 302-317NL | 3/4" | Sweat x FNPT | Union | 22.66 | 20 |
| 302-318NL | 1" | Sweat x FNPT | Union | 37.44 | 10 |

No Lead Brass CPVC Transition Fitting

100 CWP, max temp 180°F
 ANSI/NSF 61-G, ANSI/NSF 14
 ISO 9002, Third party certified Truesdail



| | | | | | | |
|------------|-----------|--------|-------------|---------------------|-------|----|
| NEW | 302-403NL | 1/2" | MNPT x CPVC | Transition Fittings | 4.58 | 24 |
| NEW | 302-404NL | 3/4" | MNPT x CPVC | Transition Fittings | 6.65 | 30 |
| NEW | 302-405NL | 1" | MNPT x CPVC | Transition Fittings | 11.67 | 25 |
| NEW | 302-406NL | 1-1/4" | MNPT x CPVC | Transition Fittings | 25.51 | 10 |
| NEW | 302-407NL | 1-1/2" | MNPT x CPVC | Transition Fittings | 33.00 | 10 |
| NEW | 302-408NL | 2" | MNPT x CPVC | Transition Fittings | 47.97 | 5 |
| NEW | 302-413NL | 1/2" | FNPT x CPVC | Transition Fittings | 4.49 | 24 |
| NEW | 302-414NL | 3/4" | FNPT x CPVC | Transition Fittings | 5.70 | 30 |
| NEW | 302-415NL | 1" | FNPT x CPVC | Transition Fittings | 11.38 | 25 |
| NEW | 302-416NL | 1-1/4" | FNPT x CPVC | Transition Fittings | 21.15 | 10 |
| NEW | 302-417NL | 1-1/2" | FNPT x CPVC | Transition Fittings | 26.61 | 10 |
| NEW | 302-418NL | 2" | FNPT x CPVC | Transition Fittings | 45.76 | 5 |



CAST PRESSURE FITTINGS

304 Stainless Steel x CPVC Transition Fitting

100 CWP, max temp 180°F
Naturally lead free
ANSI/NSF 14
ISO 9002



MNPT x CPVC
Transition Fitting



FNPT x CPVC
Transition Fitting



PEX x FNPT
Drop Ear Elbow

| Part No. | Size | Configuration | Model No. | List Price | Cs/Ct |
|-----------------------|--------|---------------|----------------|------------|--------|
| 302-433 | 1/2" | MNPT x CPVC | Adapter | 4.64 | 250/25 |
| 302-434 | 3/4" | MNPT x CPVC | Adapter | 6.36 | 250/25 |
| 302-435 | 1" | MNPT x CPVC | Adapter | 11.08 | 150/25 |
| 302-436 | 1-1/4" | MNPT x CPVC | Adapter | 21.58 | 80/10 |
| 302-437 | 1-1/2" | MNPT x CPVC | Adapter | 31.11 | 60/10 |
| 302-438 | 2" | MNPT x CPVC | Adapter | 38.03 | 20/5 |
| 302-443 | 1/2" | FNPT x CPVC | Adapter | 4.64 | 250/25 |
| 302-444 | 3/4" | FNPT x CPVC | Adapter | 6.36 | 250/25 |
| 302-445 | 1" | FNPT x CPVC | Adapter | 11.08 | 150/25 |
| 302-446 | 1-1/4" | FNPT x CPVC | Adapter | 21.58 | 80/10 |
| 302-447 | 1-1/2" | FNPT x CPVC | Adapter | 31.11 | 60/10 |
| 302-448 | 2" | FNPT x CPVC | Adapter | 38.03 | 20/5 |
| Drop Ear Elbow | | | | | |
| 302-238 | 1/2" | CPVC x FNPT | Drop Ear Elbow | 7.89 | 200/10 |

SPECIALTY BRASS FITTINGS

Raised Square Head Plug

Southern Code
<10 psi (DWV) CWP



Raised Square Head Plug

| | | | | |
|---------|--------|------|-------|---------|
| 302-603 | 1-1/4" | MNPT | 3.19 | 500/100 |
| 302-604 | 1-1/2" | MNPT | 3.99 | 400/100 |
| 302-605 | 2" | MNPT | 5.17 | 200/100 |
| 302-606 | 2-1/2" | MNPT | 6.20 | 200/50 |
| 302-607 | 3" | MNPT | 8.45 | 160/20 |
| 302-608 | 3-1/2" | MNPT | 12.07 | 120/20 |
| 302-609 | 4" | MNPT | 13.18 | 90/15 |
| 302-610 | 5" | MNPT | 21.93 | 60/10 |
| 302-611 | 6" | MNPT | 35.84 | 40/10 |

Countersunk Plug

Southern Code
<10 psi (DWV) CWP



Countersunk Plug

| | | | | |
|---------|--------|------|-------|---------|
| 302-624 | 1-1/2" | MNPT | 4.55 | 400/100 |
| 302-625 | 2" | MNPT | 6.49 | 200/50 |
| 302-626 | 2-1/2" | MNPT | 6.71 | 200/50 |
| 302-627 | 3" | MNPT | 8.89 | 160/20 |
| 302-628 | 3-1/2" | MNPT | 11.40 | 120/20 |
| 302-629 | 4" | MNPT | 12.55 | 90/15 |
| 302-630 | 5" | MNPT | 26.90 | 60/10 |
| 302-635 | 5-1/2" | MNPT | 37.58 | 20/10 |
| 302-631 | 6" | MNPT | 40.01 | 40/10 |
| 302-632 | 8" | MNPT | 76.06 | 20/5 |

SPECIALTY BRASS FITTINGS

Brass Trap Connector

With chrome plated die cast nut
MNPT end ID machined for copper sweat installation



Trap Connector

| Part No. | Size | Configuration | Model No. | List Price | Cs/Ct |
|----------|-----------------|---------------|-----------|------------|--------|
| 302-106 | 1-1/4" x 1-1/4" | Slip x MNPT | | 9.19 | 200/20 |
| 302-107 | 1-1/4" x 1-1/2" | Slip x MNPT | | 9.96 | 200/20 |
| 302-108 | 1-1/2" x 1-1/2" | Slip x MNPT | | 10.77 | 200/20 |
| 302-116 | 1-1/4" x 1-1/4" | Slip x FNPT | | 9.19 | 200/20 |
| 302-117 | 1-1/4" x 1-1/2" | Slip x FNPT | | 9.96 | 200/20 |
| 302-118 | 1-1/2" x 1-1/2" | Slip x FNPT | | 10.77 | 200/20 |

BRASS FIRE HOSE FITTINGS

Female x Male Brass Hydrant Adapter

Forged brass
Female NYFD thread pattern
Male garden hose



A-75

| | | | | | |
|---------|-----------------|-------------|------|-------|-------|
| 322-729 | 1-1/2" x 3/4" | NST x MGHT | A-75 | 19.80 | 100/- |
| 322-731 | 2-1/2" x 3/4" | NST x MGHT | A-75 | 32.04 | 40/- |
| 322-744 | 2-1/2" x 2" | NST x NPSH | A-75 | 31.25 | 40/- |
| 322-750 | 3" x 2-1/2" | NST x NST | A-75 | 75.15 | 20/- |
| 322-733 | 2-1/2" x 3/4" | NST x MNPT | A-75 | 28.82 | 40/- |
| 322-734 | 2-1/2" x 1" | NST x MNPT | A-75 | 28.82 | 40/- |
| 322-736 | 2-1/2" x 1-1/2" | NST x MNPT | A-75 | 28.82 | 40/- |
| 322-740 | 2-1/2" x 2" | NST x MNPT | A-75 | 30.00 | 40/- |
| 322-751 | 3" x 2-1/2" | NPSH x NST | A-75 | 75.15 | 20/- |
| 322-730 | 2-1/2" x 3/4" | NYFD x MGHT | A-75 | 40.36 | 50/- |

Double Male Hex Nipple

Forged brass



A-92

| | | | | | |
|---------|-----------------|------------|------|-------|-------|
| 322-510 | 1" x 3/4" | NPT x MGHT | A-92 | 19.08 | 200/- |
| 322-526 | 2" x 2" | NPT x NPSH | A-92 | 43.20 | 50/- |
| 322-511 | 1" x 1" | NPT x NST | A-92 | 19.45 | 100/- |
| 322-521 | 1-1/2" x 1-1/2" | NPT x NST | A-92 | 17.00 | 100/- |
| 322-533 | 2" x 2-1/2" | NPT x NST | A-92 | 35.00 | 30/- |
| 322-534 | 2-1/2" x 2-1/2" | NPT x NST | A-92 | 61.00 | 25/- |
| 322-523 | 1-1/2" x 1-1/2" | NST x NST | A-92 | 25.55 | 100/- |

Female x Male Hex Nipple

Forged brass






A-93

| | | | | | |
|---------|-----------------|------------|------|-------|-------|
| 322-602 | 1" x 3/4" | NPT x MGHT | A-93 | 12.35 | 200/- |
| 322-611 | 1-1/2" x 1-1/2" | NPT x NST | A-93 | 19.74 | 200/- |
| 322-634 | 2-1/2" x 2-1/2" | NPT x NST | A-93 | 56.58 | 20/- |
| 322-644 | 1-1/2" x 1-1/2" | NST x NPT | A-93 | 16.91 | 100/- |
| 322-653 | 2-1/2" x 2" | NST x NPT | A-93 | 53.65 | 20/- |
| 322-664 | 2-1/2" x 2-1/2" | NST x NPT | A-93 | 37.00 | 20/- |
| 322-612 | 1-1/2" x 1-1/2" | NPT x NPSH | A-93 | 17.50 | 100/- |
| 322-614 | 1-1/2" x 1-1/2" | NPSH x NPT | A-93 | 25.70 | 100/- |
| 322-615 | 1-1/2" x 1-1/2" | NPSH x NST | A-93 | 25.70 | 100/- |



BRASS FIRE HOSE FITTINGS

| Female x Male Swivel Adapter | | Part No. | Size | Configuration | Model No. | List Price | Cs/Ct |
|-----------------------------------------------------------------------------------|-----------------------------------------------------------------------------------|----------------------|-----------------|---------------|-----------|------------|-------|
| Forged brass All sizes with ball bearing swivel | | | | | | | |
|  | | 322-201 | 1-1/2" x 1-1/2" | NST x NPT | A-91 | 87.97 | 50/- |
| | | 322-233 | 2-1/2" x 2" | NST x NPT | A-91 | 68.30 | 10/- |
| | | 322-234 | 2-1/2" x 2-1/2" | NST x NPT | A-91 | 122.57 | 10/- |
| | | 322-235 | 2-1/2" x 3" | NST x NPT | A-91 | 125.10 | 10/- |
| A-91 | | | | | | | |
| Caps & Plugs with Chain | | | | | | | |
| Forged brass | | | | | | | |
|  |  | Caps (Female) | | | | | |
| | | 324-101 | 1-1/2" | NST | A-80 | 14.25 | 100/- |
| | | 324-103 | 2-1/2" | NST | A-80 | 30.00 | 50/- |
| | | Plugs (Male) | | | | | |
| | | 324-123 | 2-1/2" | NST | A-81 | 45.40 | 50/- |

GHT - Garden Hose Thread

NH (NST) - National Hose Thread or National Standard Thread

NPT - National Pipe Tapered Thread

NPSH - National Pipe Straight Hose Thread

Did you know? Legend customer service representatives are knowledgeable and empowered.

BRONZE HEATING AND RADIATOR VALVES

Steam Angle Radiator Valve

ISO 9002 (T-431 only), 15 psi
Cast bronze



T-431

| Part No. | Size | Configuration | Model No. | List Price | Cs/Ct |
|----------|--------|---------------|-----------|------------|-------|
| 110-103 | 1/2" | FNPT x MNPT | T-431 | 25.82 | 60/10 |
| 110-104 | 3/4" | FNPT x MNPT | T-431 | 33.40 | 48/8 |
| 110-105 | 1" | FNPT x MNPT | T-431 | 43.66 | 36/6 |
| 110-106 | 1-1/4" | FNPT x MNPT | T-431 | 61.96 | 24/4 |
| 110-107 | 1-1/2" | FNPT x MNPT | T-431 | 94.05 | 18/3 |
| 110-108 | 2" | FNPT x MNPT | T-431 | 154.11 | 12/2 |



T-431YB

Yellow Brass

| | | | | | |
|--------------------|--------|-------------|---------|-------|-------|
| 110-143 | 1/2" | FNPT x MNPT | T-431YB | 22.49 | 60/10 |
| 110-147 | 3/4" | FNPT x MNPT | T-431YB | 27.71 | 48/8 |
| 110-148 | 1" | FNPT x MNPT | T-431YB | 36.94 | 36/6 |
| 110-149 | 1-1/4" | FNPT x MNPT | T-431YB | 50.41 | 24/4 |
| NEW 110-150 | 1-1/2" | FNPT x MNPT | T-431YB | 58.32 | 16/1 |
| NEW 110-151 | 2" | FNPT x MNPT | T-431YB | 99.45 | 12/1 |

Hot Water Angle Valve

ISO 9002, 60 psi
Cast bronze



S-437



T-437

| | | | | | |
|----------|--------|-------------|-------|-------|------|
| 110-113 | 1/2" | FNPT x MNPT | T-437 | 19.30 | 70/7 |
| 110-114 | 3/4" | FNPT x MNPT | T-437 | 23.75 | 70/7 |
| 110-115* | 1" | FNPT x MNPT | T-437 | 39.92 | 36/6 |
| 110-116* | 1-1/4" | FNPT x MNPT | T-437 | 56.58 | 24/4 |
| 110-117* | 1-1/2" | FNPT x MNPT | T-437 | 89.30 | 18/3 |

* 1", 1-1/4" & 1-1/2" are steam angle valves drilled for hot water use

| | | | | | |
|---------|------|--------------|-------|-------|------|
| 110-123 | 1/2" | Sweat x MNPT | S-437 | 19.30 | 70/7 |
| 110-124 | 3/4" | Sweat x MNPT | S-437 | 23.75 | 70/7 |

Radiator Gate Valve

ISO 9002 (T-435 only), 200 CWP, 125 WSP
Cast bronze



T-435

| | | | | | |
|---------|--------|-------------|-------|--------|-------|
| 110-133 | 1/2" | FNPT x MNPT | T-435 | 37.99 | 60/10 |
| 110-134 | 3/4" | FNPT x MNPT | T-435 | 49.42 | 48/8 |
| 110-135 | 1" | FNPT x MNPT | T-435 | 65.45 | 36/6 |
| 110-136 | 1-1/4" | FNPT x MNPT | T-435 | 94.99 | 24/4 |
| 110-137 | 1-1/2" | FNPT x MNPT | T-435 | 135.01 | 18/3 |

Yellow Brass

| | | | | | |
|---------|--------|-------------|---------|-------|-------|
| 110-243 | 1/2" | FNPT x MNPT | T-435YB | 22.80 | 60/10 |
| 110-244 | 3/4" | FNPT x MNPT | T-435YB | 31.75 | 48/8 |
| 110-245 | 1" | FNPT x MNPT | T-435YB | 44.02 | 36/6 |
| 110-246 | 1-1/4" | FNPT x MNPT | T-435YB | 67.77 | 24/2 |
| 110-247 | 1-1/2" | FNPT x MNPT | T-435YB | 81.86 | 16/2 |



T-435YB

BRONZE HEATING AND RADIATOR VALVES**Convector Steam Angle Valve**ISO 9002 (T-433 only), 15 WSP
Cast bronze

T-433YB



T-433

| Part No. | Size | Configuration | Model No. | List Price | Cs/Ct |
|---------------------|--------|---------------|-----------|------------|-------|
| 110-145 | 1" | FNPT | T-433 | 56.88 | 36/6 |
| 110-146 | 1-1/4" | FNPT | T-433 | 74.10 | 24/4 |
| Yellow Brass | | | | | |
| 110-125 | 1" | FNPT | T-433YB | 43.04 | 36/4 |
| 110-126 | 1-1/4" | FNPT | T-433YB | 56.62 | 24/2 |

Union Elbow15 WSP, 60 psi
Cast bronze

S-438



T-438

| | | | | | |
|---------|--------|-------|-------|-------|--------|
| 110-163 | 1/2" | FNPT | T-438 | 10.93 | 150/10 |
| 110-164 | 3/4" | FNPT | T-438 | 14.20 | 100/10 |
| 110-168 | 1" | FNPT | T-438 | 31.34 | 70/7 |
| 110-169 | 1-1/4" | FNPT | T-438 | 47.40 | 50/5 |
| 110-165 | 1/2" | Sweat | S-438 | 10.93 | 150/10 |
| 110-166 | 3/4" | Sweat | S-438 | 14.20 | 100/10 |

Purge & Balancing Valve

80 CWP



S-464

| | | | | | |
|---------|--------|---------------|-------|-------|--------|
| 110-404 | 3/4" | Sweat x Sweat | S-464 | 19.94 | 108/18 |
| 110-405 | 1" | Sweat x Sweat | S-464 | 26.22 | 72/12 |
| 110-406 | 1-1/4" | Sweat x Sweat | S-464 | 36.23 | 60/10 |

Balancing Valve

400 CWP, 150 WSP



S-439

| | | | | | |
|---------|------|---------------|-------|-------|--------|
| 110-153 | 1/2" | Sweat x Sweat | S-439 | 12.84 | 120/10 |
| 110-154 | 3/4" | Sweat x Sweat | S-439 | 17.77 | 90/10 |
| 110-155 | 1" | Sweat x Sweat | S-439 | 25.97 | 60/6 |

*Ball valve with screwdriver slot 100% shut-off***Straight Circulator Valve**

ISO 9002, 400 CWP, 150 WSP



S-425



T-425

| | | | | | |
|---------|------|---------------|-------|-------|-------|
| 110-213 | 1/2" | FNPT x FNPT | T-425 | 34.94 | 80/10 |
| 110-214 | 3/4" | FNPT x FNPT | T-425 | 47.55 | 40/5 |
| 110-217 | 1/2" | Sweat x Sweat | S-425 | 34.94 | 80/10 |
| 110-218 | 3/4" | Sweat x Sweat | S-425 | 47.55 | 40/5 |

Radiator Valve HandleReplacement
Handle

| | | | |
|----------|--------------------|------|-------|
| 110-170* | Replacement Handle | 1.65 | - / - |
|----------|--------------------|------|-------|

**Fits all sizes of radiator valves*

HEATING SPECIALTIES**Tankless Water Heater Valve Kit (cont.)**

| Part No. | Size | Configuration | Model No. | List Price | Cs/Ct |
|-----------|------|--------------------|-----------|------------|-------|
| 101-151 | 3/4" | FNPT Union x Sweat | | 94.63 | 16/1 |
| 101-151NL | 3/4" | FNPT Union x Sweat | | 125.99 | 16/1 |
| 101-157 | 1" | FNPT Union x Sweat | | 167.99 | - / - |
| 101-157NL | 1" | FNPT Union x Sweat | | 206.97 | - / - |

Pair with 200K BTU PRV Factory Set at 150 PSI

| | | | | | |
|-----------|------|-------------------|--|--------|-------|
| 101-149 | 3/4" | FNPT Union x FNPT | | 116.63 | 16/1 |
| 101-149NL | 3/4" | FNPT Union x FNPT | | 162.49 | 16/1 |
| 101-155 | 1" | FNPT Union x FNPT | | 187.62 | - / - |
| 101-155NL | 1" | FNPT Union x FNPT | | 245.90 | - / - |

Pair with 200K BTU PRV Factory Set 150 PSI

| | | | | | |
|-----------|------|--------------------|--|--------|-------|
| 101-154 | 3/4" | FNPT Union x Sweat | | 116.63 | 16/1 |
| 101-154NL | 3/4" | FNPT Union x Sweat | | 162.49 | 16/1 |
| 101-160 | 1" | FNPT Union x Sweat | | 187.62 | - / - |
| 101-160NL | 1" | FNPT Union x Sweat | | 245.90 | - / - |

Pair with 2.7 Million PRV BTU Factory Set 150 PSI

| | | | | | |
|-----------|------|-------------------|--|--------|-------|
| 101-152 | 3/4" | FNPT Union x FNPT | | 196.67 | - / - |
| 101-152NL | 3/4" | FNPT Union x FNPT | | 254.93 | - / - |
| 101-158 | 1" | FNPT Union x FNPT | | 273.20 | - / - |
| 101-158NL | 1" | FNPT Union x FNPT | | 339.99 | - / - |

**Pair with 2.7 Million PRV BTU Factory Set 150 PSI**

| | | | | | |
|-----------|------|--------------------|--|--------|-------|
| 101-153 | 3/4" | FNPT Union x Sweat | | 196.67 | - / - |
| 101-153NL | 3/4" | FNPT Union x Sweat | | 254.93 | - / - |
| 101-159 | 1" | FNPT Union x Sweat | | 273.20 | - / - |
| 101-159NL | 1" | FNPT Union x Sweat | | 339.99 | - / - |

**2.7 Million BTU PRV**

| | | | | | |
|-----------|------|------|-------------------|--------|-------|
| 111-300 | 3/4" | MNPT | 3/4" - 1" 2.7 BTU | 82.74 | - / - |
| 111-300NL | 3/4" | MNPT | 3/4" - 1" 2.7 BTU | 101.67 | - / - |

200K BTU PRV


| | | | | | |
|-----------|------|------|--------------------|-------|-------|
| 111-301 | 3/4" | MNPT | 3/4" - 1" 200K BTU | 15.44 | - / - |
| 111-301NL | 3/4" | MNPT | 3/4" - 1" 200K BTU | 29.09 | - / - |


Oil Tank Valve**Ball Type**


| | | | | | |
|----------|-------------|--------------|-------|-------|------|
| 111-205 | 1/2" x 3/8" | MNPT x MNPT | T-565 | 25.36 | 72/6 |
| 111-206* | 1/2" x 3/8" | MNPT x Flare | T-566 | 26.27 | 72/6 |


*Includes flare nut


HEATING AIR VENTS

| Chrome Plated Steam Air Vent | Part No. | Size | Configuration | Model No. | List Price | Cs/Ct |
|-----------------------------------------------------------------------------------|-------------------|-------------|---------------|-----------|------------|-------|
| ISO 9002 | | | | | | |
|  | Angle | | | | | |
| | 110-301 | 1/8" | MNPT | T-60 | 20.28 | 72/12 |
| | Adjustable | | | | | |
| | 110-305 | 1/8" | MNPT | T-60A | 32.33 | 72/12 |
| | Straight | | | | | |
| | 110-302 | 1/8" | MNPT | T-61 | 27.32 | 72/12 |
| | 110-303 | 1/4" | MNPT | T-63 | 28.90 | 72/12 |
| | 110-304 | 3/4" x 1/2" | MNPT / FNPT | T-65 | 33.73 | 72/12 |




| Chrome Plated Economy Series | Part No. | Size | Configuration | Model No. | List Price | Cs/Ct |
|------------------------------------------------------------------------------------|-------------------|-------------|---------------|-----------|------------|--------|
| ISO 9002 | | | | | | |
|  | Angle | | | | | |
| | 110-321 | 1/8" | MNPT | T-90 | 9.69 | 144/12 |
| | Adjustable | | | | | |
| | 110-325 | 1/8" | MNPT | T-90A | 10.74 | 144/12 |
| | Straight | | | | | |
| | 110-322 | 1/8" | MNPT | T-91 | 9.69 | 144/12 |
| | 110-323 | 1/4" | MNPT | T-93 | 11.25 | 144/12 |
| | 110-324 | 3/4" x 1/2" | MNPT / FNPT | T-95 | 12.00 | 144/12 |

| Automatic Hot Water Air Vent | Part No. | Size | Configuration | Model No. | List Price | Cs/Ct |
|-------------------------------------------------------------------------------------|----------|------|---------------|-----------|------------|--------|
| ISO 9002 200 psi Max temp 200°F | | | | | | |
|  | 110-331 | 1/8" | MNPT | T-70 | 13.78 | 100/10 |
| | 110-332 | 1/4" | MNPT | T-70 | 12.79 | 100/10 |







| T-70H High Capacity Auto Air Vent | Part No. | Size | Configuration | Model No. | List Price | Cs/Ct |
|-------------------------------------------------------------------------------------|----------|------|---------------|-----------|------------|--------|
| ISO 9002 100 psi Max service temp 248° F Serviceable | | | | | | |
|  | 110-333 | 3/8" | MNPT | T-70H | 21.88 | 100/10 |

| Automatic Air Vent | Part No. | Size | Configuration | Model No. | List Price | Cs/Ct |
|-------------------------------------------------------------------------------------|----------|------|---------------|-----------|------------|--------|
| ISO 9002 125 psi Max temp 240°F | | | | | | |
|  | 110-350 | 1/8" | MNPT | T-73 | 11.49 | 500/50 |
| | 110-351 | 1/4" | MNPT | T-73 | 11.35 | 500/50 |

HEATING AIR VENTS

| Manual Adjustable Air Vent | Part No. | Size | Configuration | Model No. | List Price | Cs/Ct |
|-----------------------------------------------------------------------------------|----------|--------|---------------|-----------|------------|----------|
| ISO 9002 100 psi Max temp 200°F | 110-337 | 1/8" | MNPT | T-75 | 3.75 | 1000/50 |
|  | | | | | | |
| T-75 | | | | | | |
| Coin Key Air Vent | Part No. | Size | Configuration | Model No. | List Price | Cs/Ct |
| ISO 9002 125 psi Max temp 200°F | 110-338 | 1/8" | MNPT | T-77 | 1.90 | 1000/100 |
|  | | | | | | |
| Key for T-77 | | | | | | |
| | 110-340 | | | | 0.78 | - / - |
| Air Purger | Part No. | Size | Configuration | Model No. | List Price | Cs/Ct |
| 125 CWP Max temp 275°F | 110-345 | 1" | FNPT | T-80 | 23.27 | 12/1 |
|  | | | | | | |
| T-80 | | | | | | |
| | 110-346 | 1-1/4" | FNPT | T-80 | 23.27 | 12/1 |
| | 110-347 | 1-1/2" | FNPT | T-80 | 51.10 | - / - |
| | 110-348 | 2" | FNPT | T-80 | 54.44 | 6/1 |

HEATING SPECIALTIES

| Gauge | Part No. | Size | Configuration | Model No. | List Price | Cs/Ct |
|-----------------------------------------------------------------------------------------------------------------------------------------------------------------------------------|----------|----------------|---------------|-----------|------------|-------|
| ISO 9001 0-75 psi | 800-662 | 1/4" | MNPT | T-825 | 29.00 | 60/1 |
|  | | | | | | |
| T-825 Rear Mount | | | | | | |
| | 800-663 | 1/2" | MNPT | T-825 | 30.00 | 60/1 |
|  | | | | | | |
| T-825 Rear Mount | | | | | | |
| | 800-673 | 1/2" | MNPT | T-825 | 31.00 | 60/1 |
|  | | | | | | |
| T-825 Bottom Mount | | | | | | |
| | 800-664 | 1/4" | MNPT | T-825 | 29.00 | 60/1 |
| | 800-665 | 1/2" | MNPT | T-825 | 31.50 | 60/1 |
|  | | | | | | |
| T-825 Bottom Mount | | | | | | |
| | 800-675 | 1/2" | MNPT | T-825 | 31.00 | 60/1 |
|  | | | | | | |
| T-825 Bottom Mount Extended | | | | | | |
| | 800-683 | 1/2", 3" Probe | MNPT | T-825 | 31.00 | 60/1 |
|  | | | | | | |
| T-825 2-1/2" Rear Mount | | | | | | |
| | 800-684 | 1/2", 3" Probe | MNPT | T-825 | 31.00 | 60/1 |
|  | | | | | | |
| T-825 2-1/2" Rear Mount | | | | | | |
| | 800-692 | 1/4" | MNPT | T-825 | 23.00 | 60/1 |
| | 800-693 | 1/2" | MNPT | T-825 | 25.00 | 60/1 |
| <i>2-1/2" gauge is ideal for boiler replacements</i> | | | | | | |

HEATING SPECIALTIES

Gauge (cont.)

ISO 9001
0-75 psi



2" Temperature Gauge

| Part No. | Size | Configuration | Model No. | List Price | Cs/Ct |
|----------------------------------------------------------|----------------|---------------|-----------|------------|-------|
| 2" Temperature Gauge with Thermowell (60 - 280°F) | | | | | |
| 800-653 | 1/2", 1" Probe | MNPT | | 18.90 | 60/1 |
| 3" Temperature Gauge with Thermowell (60 - 280°F) | | | | | |
| 800-652 | 1/2", 1" Probe | MNPT | | 21.00 | 60/1 |
| 2" Temperature Gauge with Thermowell (60 - 280°F) | | | | | |
| 800-655 | 3/4", 1" Probe | Sweat | | 21.00 | 60/1 |
| 3" Temperature Gauge with Thermowell (60 - 280°F) | | | | | |
| 800-654 | 3/4", 1" Probe | Sweat | | 21.99 | 60/1 |

Carbon Steel Boiler Manifold Header



2 Zone



3 Zone



4 Zone



5 Zone



6 Zone

| | | | | | | |
|------------|---------|----------------------------|--------|----------|--------|-------|
| NEW | 355-392 | 1" x 3/4" | 2 Zone | Manifold | 44.17 | 6/1 |
| | 355-402 | 1-1/4" x 3/4" | 2 Zone | Manifold | 26.99 | - / - |
| | 355-412 | 1-1/4" x 1" | 2 Zone | Manifold | 29.44 | - / - |
| | 355-422 | 1-1/2" x 3/4" | 2 Zone | Manifold | 44.77 | - / - |
| | 355-432 | 1-1/2" x 1" | 2 Zone | Manifold | 45.26 | - / - |
| NEW | 355-393 | 1" x 3/4" | 3 Zone | Manifold | 47.92 | 8/1 |
| | 355-403 | 1-1/4" x 3/4" | 3 Zone | Manifold | 38.33 | - / - |
| | 355-413 | 1-1/4" x 1" | 3 Zone | Manifold | 41.67 | - / - |
| | 355-423 | 1-1/2" x 3/4" | 3 Zone | Manifold | 48.23 | - / - |
| | 355-433 | 1-1/2" x 1" | 3 Zone | Manifold | 49.28 | - / - |
| NEW | 355-394 | 1" x 3/4" | 4 Zone | Manifold | 65.17 | 8/1 |
| | 355-404 | 1-1/4" x 3/4" | 4 Zone | Manifold | 50.42 | - / - |
| | 355-414 | 1-1/4" x 1" | 4 Zone | Manifold | 54.89 | - / - |
| | 355-424 | 1-1/2" x 3/4" | 4 Zone | Manifold | 59.64 | - / - |
| | 355-434 | 1-1/2" x 1" | 4 Zone | Manifold | 74.34 | - / - |
| NEW | 355-442 | 1-1/4" x (3) 3/4" & (1) 1" | 4 Zone | Manifold | 53.99 | 9/1- |
| NEW | 355-405 | 1-1/4" x 3/4" | 5 Zone | Manifold | 87.72 | 6/1 |
| NEW | 355-415 | 1-1/4" x 1" | 5 Zone | Manifold | 91.61 | 5/1 |
| NEW | 355-425 | 1-1/2" x 3/4" | 5 Zone | Manifold | 103.33 | 5/1 |
| NEW | 355-435 | 1-1/2" x 1" | 5 Zone | Manifold | 117.22 | 5/1 |
| NEW | 355-406 | 1-1/4" x 3/4" | 6 Zone | Manifold | 103.44 | 5/1 |
| NEW | 355-416 | 1-1/4" x 1" | 6 Zone | Manifold | 123.03 | 5/1 |
| NEW | 355-426 | 1-1/2" x 3/4" | 6 Zone | Manifold | 127.50 | 4/1 |
| NEW | 355-436 | 1-1/2" x 1" | 6 Zone | Manifold | 137.50 | 4/1 |

HEATING SPECIALTIES

Mono-Flow Tee

Traditional & no lead brass
ANSI/NSF 372 (NL only)



T-570

| Part No. | Size | Configuration | Model No. | List Price | Cs/Ct |
|-----------|---------------|---------------|-----------|------------|--------|
| 302-203 | 3/4" x 1/2" | Sweat | T-570 | 9.00 | 160/40 |
| 302-203NL | 3/4" x 1/2" | Sweat | T-570NL | 10.59 | 160/40 |
| 302-204 | 1" x 1/2" | Sweat | T-570 | 11.77 | 100/25 |
| 302-204NL | 1" x 1/2" | Sweat | T-570NL | 14.99 | 100/25 |
| 302-205 | 1" x 3/4" | Sweat | T-570 | 13.90 | 100/25 |
| 302-205NL | 1" x 3/4" | Sweat | T-570NL | 16.09 | 100/25 |
| 302-206 | 1-1/4" x 1/2" | Sweat | T-570 | 14.52 | 80/20 |
| 302-206NL | 1-1/4" x 1/2" | Sweat | T-570NL | 16.23 | 80/20 |
| 302-207 | 1-1/4" x 3/4" | Sweat | T-570 | 16.35 | 80/20 |
| 302-207NL | 1-1/4" x 3/4" | Sweat | T-570NL | 19.99 | 80/20 |

Venturi Tee

Traditional brass



T-569

| | | | | | |
|---------|---------------|-------|-------|-------|--------|
| 302-213 | 3/4" x 1/2" | Sweat | T-569 | 9.53 | 160/40 |
| 302-214 | 1" x 1/2" | Sweat | T-569 | 13.89 | 100/25 |
| 302-215 | 1" x 3/4" | Sweat | T-569 | 14.96 | 100/25 |
| 302-216 | 1-1/4" x 1/2" | Sweat | T-569 | 17.69 | 80/20 |
| 302-217 | 1-1/4" x 3/4" | Sweat | T-569 | 18.44 | 80/20 |

Did you know? Always a human means that when you call Legend you will talk to a person.



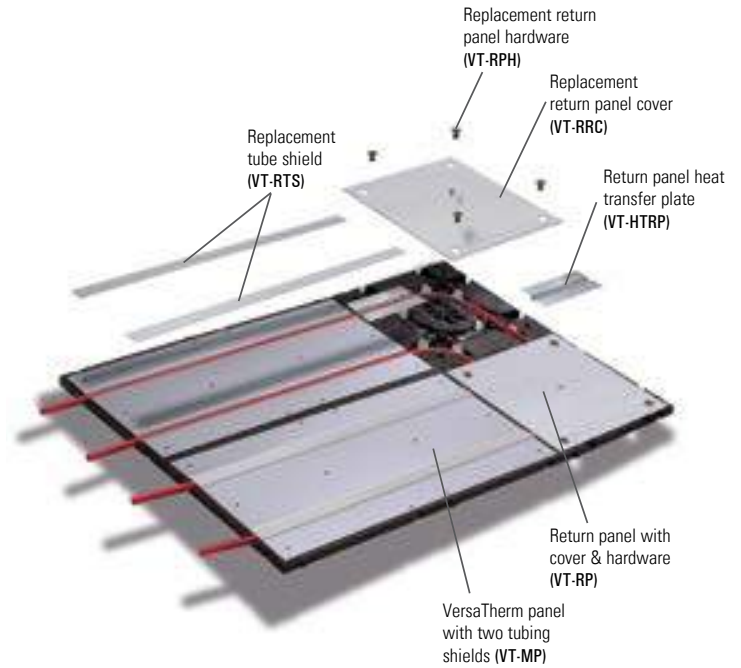
Legend has a comprehensive offering of radiant flooring products, heating tube, manifolds, and mechanical room components for residential and commercial hydronic systems. From the mechanical room to the radiant panel, Legend has feature rich products designed to deliver efficiencies in both design and operation. Backed by a team of engineers, Legend offers on-demand technical and design support to assist you with your project.



VersaTherm™ snap-fit floor system

The innovative VersaTherm™ floor system is unlike any dry radiant system on the market. The panels snap together in minutes saving significant labor costs. Basement and 2nd floor retrofits are easy because the panels are pre-insulated and naturally water resistant. The use of 1/2" pipe allows for greater circuit lengths and is 100% protected by metal, unlike many other dry systems. Thus, the entire surface transfers heat, reducing temperature stratification common in some systems. The panels are only 3/4" thick, minimizing construction problems common in over-pour installations.

- Labor saving – snaps together
- 1/2" pipe – for longer circuit lengths
- Tubing is protected against damage
- Return Panels are pre-insulated – great for retrofits and basements
- Naturally water resistant
- Entire surface transfers heat
- Return Panels are easily cut for tight installations
- Tube spacing is 8" on center



Material worksheet on page 148

VERSATHERM™ PANELS

| Main Panel | Part No. | Size | Configuration | Model No. | List Price | Qty. | Case |
|-------------------------|----------|--------------------------|---------------|------------|------------|------|------|
| Includes 2 tube shields | VT-MP | 31-1/2" x 15-3/4" x 3/4" | Main Panel | VersaTherm | 40.95 | 1 | 10 |



| Return Panel | Part No. | Size | Configuration | Model No. | List Price | Qty. | Case |
|--------------------------------------------------------------------------------------------------------------------------|----------|--------------------------|---------------|------------|------------|------|------|
| Includes return panel cover (VT-RRC) Return panel hardware (VT-RPH) (2) Return panel heat transfer plate (VT-HTRP) | VT-RP | 15-3/4" x 15-3/4" x 3/4" | Return Panel | VersaTherm | 20.48 | 1 | 20 |



| Replacement Tube Shield | Part No. | Size | Configuration | Model No. | List Price | Qty. | Case |
|----------------------------------------------------|----------|------------------|-------------------------|------------|------------|------|------|
| Used with main panel to protect tubing from damage | VT-RTS | 31-1/2" x 1-3/8" | Replacement Tube Shield | VersaTherm | 3.00 | 1 | 3 |



VERSATHERM™ ACCESSORIES

| Replacement Return Panel Cover | Part No. | Size | Configuration | Model No. | List Price | Qty. | Case |
|-------------------------------------------------------|----------|-------------------|-------------------|------------|------------|------|------|
| Used with return panel to protect tubing from damage. | VT-RRC | 15-3/4" x 15-3/4" | Repl Return Cover | VersaTherm | 16.00 | 1 | - |



Replacement Return Panel Hardware

Includes 4 plastic snap rivets and 1 screw

Used to Fasten Return Panel Cover

| | | | | | |
|--------|-----------------|------------|------|---|---|
| VT-RPH | Return Hardware | VersaTherm | 3.00 | 1 | - |
|--------|-----------------|------------|------|---|---|



Filler Panels

Used to fill non-active space along floor edges and around obstructions

| | | | | | | |
|-------|------------------|--------------|------------|------|---|---|
| VT-SM | 2" x 15-3/4" | Small Filler | VersaTherm | 4.00 | 1 | - |
| VT-LF | 7-7/8" x 15-3/4" | Large Filler | VersaTherm | 6.00 | 1 | - |



Non-active space can also be filled with standard 3/4" plywood

Return Panel Heat Transfer Plate - Pair

Optional plate increases heat output on return panel

| | | | | | | |
|---------|-----------------|----------------|------------|------|---|---|
| VT-HTRP | 7-3/4" x 2-7/8" | Transfer Plate | VersaTherm | 3.00 | 2 | - |
|---------|-----------------|----------------|------------|------|---|---|

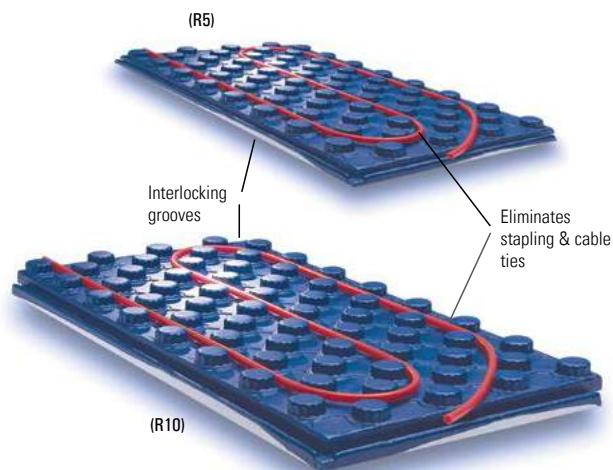


Did you know? Legend has an engineering laboratory for product design and development.

QuickTherm™ radiant installation panels



QuickTherm™ panels reduce labor costs by making it easy to properly install radiant tubing. There's no need to tie, clip, or staple tubing to the substrate.

- One person can quickly put down the panels and install the tubing while walking upright!
- The tube is better protected than in a wire mesh install
- Labor saving - installs 75% faster
- No bending or crawling
- Available in R-5, R-10 or R-11 thicknesses
- Eliminates stapling and cable ties
- 2' x 4' panels are more accommodating to uneven gravel base and subbase surfaces
- 1/2", 5/8" or 3/4" radiant tubing can be used with QuickTherm
- QuickTherm panels can reduce installation time by up to 75%. 1,000 feet of tubing installs in just a few hours
- QuickTherm panels can be drop shipped directly to the job site. Call for LTL or truck-load discount. Allow up to 3 weeks for delivery.



Material worksheet on page 148

QUICKTHERM™ PANELS

| QuickTherm™ Panels | Part No. | Size | Model No. | List Price | Qty. | Case |
|-------------------------------------------------------------------------------------|------------|--------------------------------------------------------------------------|-------------|--------------------------------------|------|------|
|  | 800-QT100R | 1" thick (R-5), 2' x 4', 6" & 12" Tube Spacing (1/2" & 5/8" tubing only) | Residential | Special order only Call for quote | | |
| QT100R | 800-QT100 | 1" thick (R-5), 2' x 4', 6", 9", 12" Tube Spacing | QuickTherm | 32.55 | 1 | 18 |
|  | 800-QT200 | 2" thick (R-10), 2' x 4' 6", 9", 12" Tube Spacing | QuickTherm | 38.85 | 1 | 10 |
| | 800-QT300 | 3" thick (R-11), 2' x 4', 6", 9", 12" Tube Spacing | QuickTherm | Special order only Call for quote | | |

TUBING INSTALLATION ACCESSORIES

Tube Holding Pins

Large diameter tube holder pins

Designed to be manually inserted into QuickTherm "knobs" to hold down large diameter tube (typ. 3/4") in tough spots where additional support may be needed. Works on all sizes of tube and all models (thicknesses) of QuickTherm.



| | | | | | |
|---------|---------------------------------------|--------------|-------|-----|-----|
| 800-349 | All tube sizes for QT-100, 200, & 300 | Holding Pins | 46.00 | 100 | Bag |
|---------|---------------------------------------|--------------|-------|-----|-----|

TUBING INSTALLATION ACCESSORIES


| Tube Holding Pins | Part No. | Size | Configuration | Model No. | List Price | Qty. | Case |
|-------------------------------------------------------------------------------------|----------|-----------------------------------------|------------------|----------------|------------|------|------|
| Heavy duty tube holder pins | | | | | | | |
|  | 800-345 | 1-1/2" long for panels 1" or thicker | | Holding Pins | 27.90 | 100 | Bag |
| | 800-348 | 2" long for panels 1-1/2" or thicker | | Holding Pins | 32.02 | 100 | Bag |
| | | | | | | | |
| Tube Bend Support | | | | | | | |
| Tube bend support 90° | | | | | | | |
|  | 800-503 | For 1/2" tubing | | Tube Support | 5.25 | 1 | - |
| | | | | | | | |
| Tube Bend Support | | | | | | | |
| Tube bend support 90° | | | | | | | |
|  | 800-305 | Fits up to 1/2" tubing | | Bend Support | 7.16 | 1 | - |
| | 800-304 | Fits up to 3/4" tubing | | Bend Support | 8.78 | 1 | - |
| | | | | | | | |
| Protection Sleeve | | | | | | | |
| Tube protection sleeve | | | | | | | |
|  | 800-313 | 12" long | Fits 1/2" tubing | Sleeve | 1.54 | 1 | - |
| | 800-314 | 12" long | Fits 3/4" tubing | Sleeve | 1.82 | 1 | - |
| | | | | | | | |
| Heat Transfer Plate | | | | | | | |
| Joist space | | | | | | | |
|  | 800-362 | 3-1/2" x 4' long | Fits 3/8" tubing | Transfer Plate | 16.50 | 1 | 20 |
| | 800-364 | 3-1/2" x 4' long | Fits 1/2" tubing | Transfer Plate | 17.50 | 1 | 20 |

Holds tube in a tight radius 90° bend without a fitting elbow and without fear of "kinking." Slide support easily around 1/2" tube while straight, then make bend by clicking tabs together.

Used to hold flexible tubing in a 90° bend without a fitting elbow and creates a neat, professional appearance.

Extruded Aluminum Heat Transfer Plates – For use in radiant floor heating via joist space applications (under sub-floor) with 3/8" or 1/2" PEX tubing. Plates are 3-1/2" x 4' long and pre-drilled for wood screws to attach underneath sub-floor. PEX tubing is held securely in tube channel on under side of plate.

TUBING INSTALLATION ACCESSORIES

| Tube Track | Part No. | Size | Configuration | Model No. | List Price | Qty. | Case |
|-----------------------------------------------------------------------------------|----------------------------------------------------------------------------------------------------------------------------------------------------------------------------------------------------------------------------------------------------------------------------------------------|------------|-----------------------------------------------------------------------------------------|-----------|------------|------|------|
|  | Tube Track & Tube Track Duo – Used to hold tubing to rigid foam, wood or concrete. Mounting holes are provided for appropriate fasteners. Clips at end of each piece allow 3-1/4' (39") sections to snap together. Use tube holding pins (top) in rigid foam board installations. | | | | | | |
| | 800-323 | 39" Length | Tube track holding tabs for 3/8" or 1/2" tubing are spaced every 2" | | 7.87 | 1 | - |
| | 800-324 | 39" Length | Dual track holding tabs for 3/8" or 1/2" and for 5/8" or 3/4" tubing alternate every 4" | | 9.14 | 1 | - |

Mounting Rail

Use tube holding pins (top) in rigid foam board installations

Tube Mounting Rail – Used to hold tubing to rigid foam, wood or concrete. Mounting holes are provided for appropriate fasteners. 6-1/2' (78") rails have prescored "break" lines should shorter lengths be needed. Holding slots are spaced every 2".



| | | | | | |
|---------|------------|------------------|-------|---|---|
| 800-333 | 78" Length | Fits 1/2" tubing | 12.39 | 1 | - |
| 800-334 | 78" Length | Fits 3/4" tubing | 14.14 | 1 | - |

Tube Bend Support, Plastic

Bend support made from durable plastic with nail tab for securing to studs or joists when routing plastic tubing in plumbing installations. For 1/2", 3/4" and 1" tubing.



| | | | | | |
|---------|------|------------------------------------|------|---|---|
| 509-003 | 1/2" | Plastic Bend Support with Nail Tab | 1.24 | 1 | - |
| 509-004 | 3/4" | Plastic Bend Support with Nail Tab | 3.03 | 1 | - |
| 509-005 | 1" | Plastic Bend Support with Nail Tab | 5.53 | 1 | - |


Tube Bend Support, Metal


Metal bend support for 1/2", 3/4" and 1" flexible plastic tubing.




| | | | | | |
|---------|------|-------------------------------------|------|---|---|
| 509-013 | 1/2" | Metal Bend Support | 1.93 | 1 | - |
| 509-014 | 3/4" | Metal Bend Support | 2.89 | 1 | - |
| 509-023 | 1/2" | Metal Bend Support with Nail Flange | 3.25 | 1 | - |

TUBING INSTALLATION ACCESSORIES

| Tube Talon Fasteners | Part No. | Size | Configuration | Model No. | List Price | Qty. | Case |
|-----------------------------------------------------------------------------------|--------------------------------------------------------------------------------------------------------------------------------------------------------------------------------------------------------------------------|------|---------------|-----------|------------|------|------|
|  | Plastic talon hook with nail included, secures tubing to wooden surfaces. Ideal for neatly routing and attaching flexible plastic tubing to floor joists and wall studs. For CTS 1/2", 3/4" and 1". Sold in Bags of 100. | | | | | | |
| | 800-373 | 1/2" | Tube Talon | | 14.00 | 100 | - |
| | 800-374 | 3/4" | Tube Talon | | 18.00 | 100 | - |
| | 800-375 | 1" | Tube Talon | | 27.00 | 100 | - |

| Tube Isolation Clamps | Part No. | Size | Configuration | Model No. | List Price | Qty. | Case |
|-----------------------------------------------------------------------------------|--------------------------------------------------------------------------------------------------------------------------------------------------------------------------------------------------------------------------------------------------------------------------------------------------|------|----------------------|-----------|------------|------|------|
|  | Plastic tube fastener for isolating flexible plastic tube as it passes through building floor joists and wall studs. Protects tubing from sharp or hard surfaces, ideal for plumbing and hydronic piping. Includes two pre-drilled screw holes, fits CTS 1/2", 3/4" and 1". Sold in Bags of 100. | | | | | | |
| | 800-513 | 1/2" | Tube Isolation Clamp | | 18.00 | 100 | - |
| | 800-514 | 3/4" | Tube Isolation Clamp | | 20.00 | 100 | - |
| | 800-515 | 1" | Tube Isolation Clamp | | 32.00 | 100 | - |

| Standard Tube Clamps | Part No. | Size | Configuration | Model No. | List Price | Qty. | Case |
|-------------------------------------------------------------------------------------|----------------------------------------------------------------------------------------------------------------------------------------------------------------------------------------------------------------------------------------------------------------------------------|------|---------------------|-----------|------------|------|------|
|  | Plastic tube fastener for securing flexible plastic tube to solid surfaces, floor joists and wall studs. Protects and keeps tubing straight when routing in plumbing and hydronic piping. Includes two pre-drilled screw holes, fits CTS 1/2", 3/4" and 1". Sold in Bags of 100. | | | | | | |
| | 800-523 | 1/2" | Standard Tube Clamp | | 18.00 | 100 | - |
| | 800-524 | 3/4" | Standard Tube Clamp | | 20.00 | 100 | - |
| | 800-525 | 1" | Standard Tube Clamp | | 27.00 | 100 | - |

Did you know? The Legend technical staff has extensive academic and practical plumbing and heating expertise.

TUBING INSTALLATION ACCESSORIES

Clip Tube Holders



SnappRAIL™ Clip Holders can be attached to the surface individually with a screw or nail (not included); or attach several in a row to clip holder rail (800-500) with adapter (800-501). Clip holders can quickly and easily secure either flexible tubing (PEX or PERT) or rigid copper tubing by pushing the tube into the mounted clip holder rail. Removal of the tubing, if necessary, is easy without damage to either the tubing or the clip holder.

SnappRAIL™ Clip Holders attach to clip holder rail with adapter (800-501). May also be fastened to joist or stud individually without rail.



| | | | | | |
|---------|--------|------------------|------|-----|---|
| 800-352 | 3/8" | Clip Tube Holder | 1.09 | 100 | - |
| 800-353 | 1/2" | Clip Tube Holder | 1.09 | 100 | - |
| 800-351 | 5/8" | Clip Tube Holder | 1.21 | 100 | - |
| 800-354 | 3/4" | Clip Tube Holder | 1.52 | 60 | - |
| 800-355 | 1" | Clip Tube Holder | 1.93 | 50 | - |
| 800-356 | 1-1/4" | Clip Tube Holder | 3.39 | 50 | - |

Clip Holder Rail

SnappRAIL™ Clip Holder Rail.



| | | | | | |
|---------|----------|------------------|-------|---|---|
| 800-500 | (39.37") | Clip Holder Rail | 17.00 | 1 | - |
|---------|----------|------------------|-------|---|---|

Clip Holder Adapter

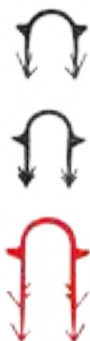
SnappRAIL™ Clip Holder Rail Adapter, holds clip tube holders.



| | | | | | |
|---------|--|--------------------------|------|----|---|
| 800-501 | | Clip Holder Rail Adapter | 2.30 | 20 | - |
|---------|--|--------------------------|------|----|---|

ST-100 Up-Right Staple Tool

Tube Installation Staple Tool- Upright hand staple tool for installing different sizes of tubing into EPS foam board. Long handle allows installer to easily staple down flexible radiant tube to rigid foam insulation while walking up-right.



| | | | | | | |
|------------|-------------------------------------|-----------------------------------------|--------|--------|----|---|
| 800-340 | Upright hand staple tool | | ST-100 | 819.45 | 1 | 1 |
| 800-340-34 | 1-3/8" long staple, 30 per magazine | For 1/2" tube, minimum 1/2" thick board | ST-100 | 8.20 | 30 | - |
| 800-340-40 | 1-1/2" long staple, 25 per magazine | For 5/8" tube, minimum 1" thick board | ST-100 | 5.84 | 25 | - |
| 800-340-55 | 2-1/8" long staple, 30 per magazine | For 3/4" tube, minimum 2" thick board | ST-100 | 8.48 | 30 | - |

LEGENDFlex™

Highly flexible PEX heating tube with oxygen barrier.

Manufactured from a proprietary polymer formulation which dramatically increases flexibility and maintains high strength. Available in 3/8", 1/2", 5/8", 3/4" and 1" tube sizes. LegendFlex™ delivers greater performance and flexibility than standard PEX. We are so confident in its performance we back it with a 30 year warranty.

LegendFlex™ is extremely flexible and very difficult to kink. In the unlikely event one should occur, simply repair it with a heat gun. No need to cut and use a coupling or replace the tubing.

LegendFlex™ tubing is also compatible with cold expansion type fitting systems (compliant with standards ASTM F 2080 & ASTM F 1960). Its strength, durability and thermal memory enables proper seal with crimp or expansion style connections.

Residential, commercial and industrial applications include:


- Radiant heating and cooling
- Snow & ice melt
- GeoThermal
- Turf conditioning



The externally extruded EVOH oxygen barrier reduces oxygen molecule permeation into the water. Compliant with standard DIN4756 (< 0.1 grams/m²/day).

Meets the requirements of ASTM F 876 and F 877

| Heating Tube | Part No. | Size | | List Price | Qty. | Case |
|-------------------------------------------------------------------------------------|----------|--------------|------------------------------------------------------------------|------------|------|------|
|  | 850-125 | 3/8" x 500' | PEX tubing with oxygen barrier, 20 lbs. capacity 0.0051 gal./ft. | 375.00 | 1 | - |
| | 850-129 | 3/8" x 1000' | PEX tubing with oxygen barrier, 40 lbs. capacity 0.0051 gal./ft. | 750.00 | 1 | - |
| | 850-133 | 1/2" x 300' | PEX tubing with oxygen barrier, 15 lbs. capacity 0.0096 gal./ft. | 240.00 | 1 | - |
| | 850-135 | 1/2" x 500' | PEX tubing with oxygen barrier, 25 lbs. capacity 0.0096 gal./ft. | 400.00 | 1 | - |
| | 850-139 | 1/2" x 1000' | PEX tubing with oxygen barrier, 50 lbs. capacity 0.0096 gal./ft. | 800.00 | 1 | - |
| | 850-144 | 5/8" x 400' | PEX tubing with oxygen barrier, 28 lbs. capacity 0.0138 gal./ft. | 400.00 | 1 | - |
| | 850-149 | 5/8" x 1000' | PEX tubing with oxygen barrier, 70 lbs. capacity 0.0138 gal./ft. | 1000.00 | 1 | - |

| Heating Tube (cont.) | Part No. | Size | | List Price | Qty. | Case |
|-----------------------------------------------------------------------------------|----------|--------------|-------------------------------------------------------------------|------------|------|------|
|  | 850-151 | 3/4" x 100' | PEX tubing with oxygen barrier, 10 lbs. capacity 0.0189 gal./ft. | 131.84 | 1 | - |
| | 850-155 | 3/4" x 500' | PEX tubing with oxygen barrier, 50 lbs. capacity 0.0189 gal./ft. | 659.20 | 1 | - |
| | 850-159 | 3/4" x 1000' | PEX tubing with oxygen barrier, 100 lbs. capacity 0.0189 gal./ft. | 1280.00 | 1 | - |
| | 850-161 | 1" x 100' | PEX tubing with oxygen barrier, 16 lbs. capacity 0.0312 gal./ft. | 253.00 | 1 | - |
| | 850-165 | 1" x 500' | PEX tubing with oxygen barrier, 80lbs. capacity 0.0312 gal./ft. | 1265.00 | 1 | - |

Did you know? HyperPure™ bimodal PE-RT tubing is manufactured by Legend in Michigan. (See page 151)

You expect quality, we deliver it.

M-8000 MODULAR™



Carry less inventory and build any configuration you need!


The M-8000 Modular™ manifold series guarantees you'll always have the manifold you need when you need it. Precision-designed individual components can be easily customized to any solution a project requires. EPDM O-rings and CNC machining ensure a perfect seal, guaranteed. The M-8000 system makes on-site customization, configuration and installation a snap. By stocking a handful of interchangeable components, any manifold from 1" to 1-1/4", from 2 to 14 ports, with or without fill/purge valves can be built in minutes. Our modular system allows you to carry less inventory, yet stock exactly what you need to get the job done, especially when requirements change on the job site. Many components are compatible with our M-8100, M-8200 and M-8220 manifolds – making the Legend manifold family the most flexible manifold system on the market.

Key Features at a Glance


- Perfect seal - guaranteed
- Easy to assemble - twist & turn
- Flexible circuit orientation - service loops above and below manifold
- 2 GPM flow meters

Balancing valves with memory stop. Optional angle isolation valves for tight installations. Can be mounted in any orientation. Available in 1" and 1-1/4" configurations




M-8000™ MODULAR MANIFOLD SERIES KIT

| M-8000 Kit | Part No. | Kit | List Price | Qty. |
|-------------------------------------------------------------------------------------|------------|--------------------------------------------------------------------------------------------------------|------------|------|
| ISO 9002 | | | | |
|  | | M-8000 Modular Basic – Includes all required pieces to create basic 2-port 1" modular manifold. | | |
| | 8000-10-2 | 1" M-8000 Kit | 303.36 | |
| | 8000-10-ES | 1" Supply End- Pair | | 1 |
| | 8000-10-ER | 1" Return End - Pair | | 1 |
| | 800-845 | 1" Manifold End Plug | | 2 |
| | 800-855 | 1" Manifold Isolation Valve - Pair | | 1 |
| | 800-861 | Modular Manifold Mounting Bracket & Collar - Pair | | 1 |
| | | <i>Order expansion pairs as needed, page 107</i> | | |

M-8000A Kit

| | | | | |
|-------------------------------------------------------------------------------------|------------|-----------------------------------------------------------------------------------------------------------------------------------|--------|---|
| ISO 9002 | | | | |
|  | | M-8000A Modular Angle – Includes all required pieces to create basic 2-port 1" modular manifold with angle isolation valve | | |
| | 8000A-10-2 | 1" M-8000A Kit | 360.68 | |
| | 8000-10-ES | 1" Supply End - Pair | | 1 |
| | 8000-10-ER | 1" Return End - Pair | | 1 |
| | 800-845 | 1" Manifold End Plug | | 2 |
| | 800-825 | 1" Manifold Angle Isolation Valve - Pair | | 1 |
| | 800-861 | Modular Manifold Mounting Bracket & Collar - Pair | | 1 |
| | | <i>Order expansion pairs as needed, page 107</i> | | |

M-8000™ MODULAR MANIFOLD SERIES KIT

| M-8000S Kit | Part No. | Kit | List Price | Qty. |
|-------------|------------------------------------------------------------------------------------------------------------------------------------------------------------------------------------------------------------------------------------|-----------------------------------------------------|------------|------|
| ISO 9002 | <p>M-8000S Modular Press – Includes all required pieces to create basic 2-port 1" modular manifold with LegendPress™ isolation valve.</p>  | | | |
| | 8000S-10-2 | 1" M-8000S Kit | 331.88 | |
| | 8000-10-ES | 1" Supply End - Pair | | 1 |
| | 8000-10-ER | 1" Return End - Pair | | 1 |
| | 800-845 | 1" Manifold End Plug | | 2 |
| | 800-865 | 1" LegendPress™ Manifold Isolation Valve - Pair | | 1 |
| | 800-861 | Modular Manifold Mounting Bracket & Collar - Pair | | 1 |
| | <i>Order expansion pairs as needed, page 107</i> | | | |
| M-8000T Kit | | | | |
| ISO 9002 | <p>M-8000T Modular-T – Includes all required pieces to create basic 2-port 1" modular manifold with thermometer.</p>  | | | |
| | 8000T-10-2 | 1" M-8000T Kit | 360.68 | |
| | 8000-10-ES | 1" Supply End - Pair | | 1 |
| | 8000-10-ER | 1" Return End - Pair | | 1 |
| | 800-845 | 1" Manifold End Plug | | 2 |
| | 800-855T | 1" Manifold Isolation Valve with Thermometer - Pair | | 1 |
| | 800-861 | Modular Manifold Mounting Bracket & Collar - Pair | | 1 |
| | <i>Order expansion pairs as needed, page 107</i> | | | |
| M-8000P Kit | | | | |
| ISO 9002 | <p>M-8000P Modular Pro – Includes all required pieces to create basic 2-port 1" modular manifold with integrated adapter valve.</p>  | | | |
| | 8000P-10-2 | 1" M-8000P Kit | 466.68 | |
| | 8000-10-ES | 1" Supply End - Pair | | 1 |
| | 8000-10-ER | 1" Return End - Pair | | 1 |
| | 800-845 | 1" Manifold End Plug | | 2 |
| | 800-857 | 1" Integrated Manifold Adapter Valve - Pair | | 1 |
| | 800-861 | Modular Manifold Mounting Bracket & Collar - Pair | | 1 |
| | <i>Order expansion pairs as needed, page 107</i> | | | |

M-8000™ MODULAR MANIFOLD SERIES KIT

M-8000AP Kit

ISO 9002



M-8000AP Modular Angle-Pro – Includes all required pieces to create basic 2-port 1" modular manifold with precision adapter.

| Part No. | Kit | List Price | Qty. |
|-------------|---------------------------------------------------|------------|------|
| 8000AP-10-2 | 1" M-8000P Kit | 459.90 | |
| 8000-10-ES | 1" Supply End - Pair | | 1 |
| 8000-10-ER | 1" Return End - Pair | | 1 |
| 800-845 | 1" Manifold End Plug | | 2 |
| 800-855 | 1" Manifold Isolation Valve - Pair | | 1 |
| 800-805 | 1" Precision Adapter | | 1 |
| 800-861 | Modular Manifold Mounting Bracket & Collar - Pair | | 1 |

Order expansion pairs as needed, page 107

M-8000SP Kit

ISO 9002



M-8000SP Modular Press-Pro – Includes all required pieces to create basic 2-port 1" modular manifold with LegendPress™ isolation valve.

| | | | |
|-------------|---------------------------------------------------|--------|---|
| 8000SP-10-2 | 1" M-8000SP Kit | 488.42 | |
| 8000-10-ES | 1" Supply End - Pair | | 1 |
| 8000-10-ER | 1" Return End - Pair | | 1 |
| 800-845 | 1" Manifold End Plug | | 2 |
| 800-865 | 1" LegendPress™ Manifold Isolation Valve - Pair | | 1 |
| 800-805 | 1" Precision Adapter | | 1 |
| 800-861 | Modular Manifold Mounting Bracket & Collar - Pair | | 1 |

Order expansion pairs as needed, page 107

1-1/4" M-8000P Kit

ISO 9002



M-8000P 1-1/4" Modular Pro – Includes all required pieces to create basic 2-port 1-1/4" modular manifold with thermometer.

| | | | |
|------------|---------------------------------------------------|--------|---|
| 8000P-14-2 | 1-1/4" M-8000P Kit | 545.24 | |
| 8000-14-ES | 1-1/4" Supply End - Pair | | 1 |
| 8000-14-ER | 1-1/4" Return End - Pair | | 1 |
| 800-846 | 1-1/4" Manifold End Plug | | 2 |
| 800-858 | 1-1/4" Integrated Adapter | | 1 |
| 800-861 | Modular Manifold Mounting Bracket & Collar - Pair | | 1 |

Order expansion pairs as needed, page 107

M-8000 MODULAR™ COMPONENTS

Supply & Return Expansion Pair

ISO 9002



Supply and Return Expansion Pair – Order expansion quantities as required for headers with more than 2 circuits.

| | | | |
|------------|----------------------------------|-------|---|
| 8000-14-XP | Supply and Return Expansion Pair | 66.86 | 1 |
| 8000-14-MR | 1-1/4" Modular Return Expansion | 33.43 | 1 |
| 8000-14-MS | 1-1/4" Modular Supply Expansion | 33.43 | 1 |

Supply and Return Ends (M-8000 Components)



| | | | |
|------------|-------------------------------------------|-------|---|
| 8000-10-ES | 1" Modular Supply End - Matching Pair | 66.85 | 1 |
| 8000-14-ES | 1-1/4" Modular Supply End - Matching Pair | 71.10 | 1 |
| 8000-10-ER | 1" Modular Return End - Matching Pair | 66.85 | 1 |
| 8000-14-ER | 1-1/4" Modular Return End - Matching Pair | 71.10 | 1 |

Note: End sections ship in matching right and left pairs. Request both supply & return end pairs when completing a modular manifold. Order expansion quantities as required for headers with more than 2 circuits.

End Plug with Gasket

ISO 9002



Brass Manifold End Plug – To close and seal manifold end.

| | | | |
|---------|--------------------------|------|---|
| 800-845 | 1" Manifold End Plug | 6.49 | 1 |
| 800-846 | 1-1/4" Manifold End Plug | 9.02 | 1 |

Isolation Valve

ISO 9002



| | | | |
|----------|-------------------------------------------------|--------|---|
| 800-855 | 1" Manifold Isolation Valve - Matching Pair | 116.68 | 1 |
| 800-855B | 1" Manifold Isolation Valve - Blue Handle | 58.34 | 1 |
| 800-855R | 1" Manifold Isolation Valve - Red Handle | 58.34 | 1 |
| 800-856 | 1-1/4" Manifold Isolation Valve - Matching Pair | 164.88 | 1 |
| 800-856B | 1-1/4" Manifold Isolation Valve - Blue Handle | 82.44 | 1 |
| 800-856R | 1-1/4" Manifold Isolation Valve - Red Handle | 82.44 | 1 |

Note: Also used as loop isolation valve on M-8220 High Capacity™ and GeoGreen™ series manifolds.

Isolation Valve Thermometer

ISO 9002



Isolation Valves with Thermometer – For M-8000, M-8100 and M-8200 manifolds. Sold as red and blue handled pairs.

| | | | |
|----------|---------------------------------------------------------|--------|---|
| 800-855T | 1" Manifold Isolation Valve with Thermometer - Pair | 174.00 | 1 |
| 800-856T | 1-1/4" Manifold Isolation Valve with Thermometer - Pair | 216.30 | 1 |

Note: Also used as loop isolation valve on M-8220 High Capacity™ and GeoGreen™ series manifolds.

M-8000 MODULAR™ COMPONENTS

Angle Isolation Valve

ISO 9002



Part No.

List Price

Qty.

Angle Isolation Valve – For M-8000, M-8100 and M-8200 manifolds. Used for low profile installations when supply & return piping feeds from the ceiling or floor. Includes offset adapter to properly align vertical piping.

| | | | |
|---------|------------------------------------------|--------|---|
| 800-825 | 1" Manifold Angle Isolation Valve - Pair | 174.00 | 1 |
|---------|------------------------------------------|--------|---|

LegendPress™ Isolation Valve

ISO 9002



LegendPress™ Isolation Valve – LegendPress™ style isolation valves feature two EPDM O-rings and deep sockets to ensure a perfect seal with every press.

| | | | |
|---------|-----------------------------------------------------|--------|---|
| 800-865 | 1" LegendPress™ Manifold Isolation Valve - Pair | 145.20 | 1 |
| 800-866 | 1-1/4" LegendPress™ Manifold Isolation Valve - Pair | 207.50 | 1 |

Integrated Adapter Valve

ISO 9002



Integrated Adapter Valve – Includes garden hose thread fill & purge, air vent, thermometer, isolation valve and sensor port, all in one unit. For M-8000, M-8100 and M-8200.

| | | | |
|---------|-------------------------------------------------|--------|---|
| 800-857 | 1" Integrated Manifold Adapter Valve - Pair | 280.00 | 1 |
| 800-858 | 1-1/4" Integrated Manifold Adapter Valve - Pair | 345.00 | 1 |

Precision Adapter

ISO 9002



Precision Adapter – Includes garden hose thread fill & purge, air vent and thermometer. For M-8000, M-8100 and M-8200.

| | | | |
|---------|------------------------------------------|--------|---|
| 800-805 | 1" Manifold Precision Adapter - Pair | 156.54 | 1 |
| 800-806 | 1-1/4" Manifold Precision Adapter - Pair | 171.42 | 1 |

Mounting Bracket

ISO 9002



Mounting Brackets for M-8000 Manifold.

| | | | |
|---------|---------------------------------------------------|-------|---|
| 800-861 | Modular Manifold Mounting Bracket & Collar - Pair | 40.00 | 1 |
|---------|---------------------------------------------------|-------|---|

M-8100

ENGINEERED PLASTIC




The “all-in-one” manifold - lightweight, yet durable. Pre-assembled, yet easily adaptable!

The M-8100 Engineered Plastic manifold provides many solutions in this superbly designed series. It is manufactured from a high-performance, lightweight polymer that is durable and strong. It can withstand pressures and temperatures well beyond what is needed for even the most demanding radiant heating or cooling project. The M-8100 manifold is shipped pre-assembled and mounted on brackets so it's ready to be installed out of the box. Plus, its circuit loop “add-on” capability allows for convenient adaptability to accommodate project changes. The variety of available kits, accessories and options provide for optimal flexibility.

Key Features at a Glance

- Manufactured from advanced polymer – strong and very durable yet lightweight
- Pre-assembled for easy installation
- Field expandable allowing easy adaptability to project changes
- Variety of connection options– threaded, LegendPress™, angle, built-in thermometers, compression and F 1960 cold expansion style
- Built-in loop isolation, balancing and flow meters (0 to 2 GPM) for easy set-up and optimization

M-8100 ENGINEERED PLASTIC MANIFOLD

| M-8100P Engineered Plastic Pro | Part No. | List Price | Qty. | |
|-------------------------------------------------------------------------------------------------------------------------------------------------------------------------------------------|-------------|------------------------------------------------------------|--------|---|
| ISO 9002 | | | | |
| M-8100P EP Pro Manifold – Includes integrated adapter valve with garden hose thread fill & purge valve, automatic air vent, thermometer, isolation valve and sensor port all in one unit. | | | | |
|  | 8100P-10-2 | 2 Port – 1” EP Pro Manifold with Integrated Adapter Valve | 350.00 | 1 |
| | 8100P-10-3 | 3 Port – 1” EP Pro Manifold with Integrated Adapter Valve | 392.00 | 1 |
| | 8100P-10-4 | 4 Port – 1” EP Pro Manifold with Integrated Adapter Valve | 448.00 | 1 |
| | 8100P-10-5 | 5 Port – 1” EP Pro Manifold with Integrated Adapter Valve | 504.00 | 1 |
| | 8100P-10-6 | 6 Port – 1” EP Pro Manifold with Integrated Adapter Valve | 561.00 | 1 |
| | 8100P-10-7 | 7 Port – 1” EP Pro Manifold with Integrated Adapter Valve | 619.00 | 1 |
| | 8100P-10-8 | 8 Port – 1” EP Pro Manifold with Integrated Adapter Valve | 681.00 | 1 |
| | 8100P-10-9 | 9 Port – 1” EP Pro Manifold with Integrated Adapter Valve | 752.00 | 1 |
| | 8100P-10-10 | 10 Port – 1” EP Pro Manifold with Integrated Adapter Valve | 769.00 | 1 |
| | 8100P-10-11 | 11 Port – 1” EP Pro Manifold with Integrated Adapter Valve | 841.00 | 1 |
| | 8100P-10-12 | 12 Port – 1” EP Pro Manifold with Integrated Adapter Valve | 911.00 | 1 |

M-8100 ENGINEERED PLASTIC MANIFOLD

M-8100A Engineered Plastic Angle

ISO 9002



Part No.

List Price

Qty.

M-8100A EP Angle – Includes angle isolation valves with offset adapter for vertical piping applications, and ships loosely pre-assembled ready to install.

| | | | |
|-------------|-----------------------------------------------------------|--------|---|
| 8100A-10-2 | 2 Port – 1" EP Angle Manifold with Angle Isolation Valve | 280.00 | 1 |
| 8100A-10-3 | 3 Port – 1" EP Angle Manifold with Angle Isolation Valve | 325.00 | 1 |
| 8100A-10-4 | 4 Port – 1" EP Angle Manifold with Angle Isolation Valve | 372.00 | 1 |
| 8100A-10-5 | 5 Port – 1" EP Angle Manifold with Angle Isolation Valve | 422.00 | 1 |
| 8100A-10-6 | 6 Port – 1" EP Angle Manifold with Angle Isolation Valve | 480.00 | 1 |
| 8100A-10-7 | 7 Port – 1" EP Angle Manifold with Angle Isolation Valve | 535.00 | 1 |
| 8100A-10-8 | 8 Port – 1" EP Angle Manifold with Angle Isolation Valve | 589.00 | 1 |
| 8100A-10-9 | 9 Port – 1" EP Angle Manifold with Angle Isolation Valve | 659.00 | 1 |
| 8100A-10-10 | 10 Port – 1" EP Angle Manifold with Angle Isolation Valve | 735.00 | 1 |
| 8100A-10-11 | 11 Port – 1" EP Angle Manifold with Angle Isolation Valve | 802.00 | 1 |
| 8100A-10-12 | 12 Port – 1" EP Angle Manifold with Angle Isolation Valve | 870.00 | 1 |

M-8100 Engineered Plastic Basic

ISO 9002



M-8100 EP Basic Manifold – Includes threaded (FNPT) isolation valves and ships loosely pre-assembled ready to install.

| | | | |
|------------|-----------------------------------------------------|--------|---|
| 8100-10-2 | 2 Port – 1" EP Basic Manifold with Isolation Valve | 245.00 | 1 |
| 8100-10-3 | 3 Port – 1" EP Basic Manifold with Isolation Valve | 295.00 | 1 |
| 8100-10-4 | 4 Port – 1" EP Basic Manifold with Isolation Valve | 344.00 | 1 |
| 8100-10-5 | 5 Port – 1" EP Basic Manifold with Isolation Valve | 390.00 | 1 |
| 8100-10-6 | 6 Port – 1" EP Basic Manifold with Isolation Valve | 444.00 | 1 |
| 8100-10-7 | 7 Port – 1" EP Basic Manifold with Isolation Valve | 495.00 | 1 |
| 8100-10-8 | 8 Port – 1" EP Basic Manifold with Isolation Valve | 545.00 | 1 |
| 8100-10-9 | 9 Port – 1" EP Basic Manifold with Isolation Valve | 610.00 | 1 |
| 8100-10-10 | 10 Port – 1" EP Basic Manifold with Isolation Valve | 680.00 | 1 |
| 8100-10-11 | 11 Port – 1" EP Basic Manifold with Isolation Valve | 742.00 | 1 |
| 8100-10-12 | 12 Port – 1" EP Basic Manifold with Isolation Valve | 805.00 | 1 |

M-8100 ENGINEERED PLASTIC MANIFOLD COMPONENTS

Header Isolation Valve Connector






ISO 9002



EP Header Isolation Valve Connector – For both supply and return to allow connection of header isolation valves. Includes large header c-clip, double o-ring and spacer ring.

| | | | |
|---------|--------------------------------------------|-------|---|
| 810-105 | EP Header Isolation Valve Connector – Pair | 40.00 | 1 |
|---------|--------------------------------------------|-------|---|

M-8100 ENGINEERED PLASTIC MANIFOLD COMPONENTS

| End Plug | Part No. | List Price | Qty | |
|-------------------------------------------------------------------------------------|------------|-----------------------------------------------------------------------------------------------------------------------------------------------------------------------------------------------------------------------------------------|-------|---|
| ISO 9002 | | | | |
|  | 810-102 | EP End Plug – For both supply & return, to close and seal manifold headers. Includes large header c-clip, double o-ring and spacer ring. | 35.00 | 1 |
| Expansion Supply & Return | | | | |
| ISO 9002 | | | | |
|  | 8100-10-XP | EP Expansion – Includes one each for both supply and return. Add as necessary to end plug and header isolation valve connector to provide circuit loops to the manifold assembly. Includes large c-clip, double o-ring and spacer ring. | 75.00 | 1 |
| Manifold Mounting Bracket | | | | |
| ISO 9002 | | | | |
|  | 810-100 | Manifold Mounting Brackets & Collar – For M-8100 manifolds, adjustable height/distance between headers. | 35.00 | 1 |
| PTFE Header Connector | | | | |
| ISO 9002 | | | | |
|  | 810-106 | EP PTFE Header Connector – Allows connection of brass isolation valves to manifold headers, both supply and return. Required for isolation valves with or without thermometers, angle and LegendPress™ configurations. | 30.28 | 1 |
| Brass Bushing | | | | |
| ISO 9002 | | | | |
|  | 810-107 | EP Brass Bushing – Allows connection of brass angle isolation valve offset adapter and precision adapter to manifold headers, as needed. | 8.34 | 1 |

M-8100 ENGINEERED PLASTIC MANIFOLD COMPONENTS

| Large Header C-Clip | Part No. | List Price | Qty. |
|---------------------|----------|------------|------|
|---------------------|----------|------------|------|

ISO 9002



EP Large Header C-Clip— Replacement c-clips for securing header isolation valve connectors, end plugs and expansion pieces together. Sold in bags of 10.

| | | | |
|---------|-------------------------------|-------|----|
| 810-103 | EP Large Header C-Clip - Pair | 45.00 | 10 |
|---------|-------------------------------|-------|----|

Tube Connector C-Clip

ISO 9002



EP Tube Connector C-Clip — Replacement c-clips for securing brass port connections to manifold headers, both supply and return. Sold in bags of 10.

| | | | |
|---------|---------------------------------|-------|----|
| 810-104 | EP Tube Connector C-Clip - Pair | 20.00 | 10 |
|---------|---------------------------------|-------|----|

PEX Connectors

ISO 9002



3/4" connector

PEX Tube Connectors - For M-8100EP manifold only.

| | | | |
|-----------|------------------------------------------|-------|---|
| 810-142EP | 3/8" PEX to EP Manifold Connector - Pair | 28.00 | 1 |
| 810-143EP | 1/2" PEX to EP Manifold Connector - Pair | 20.00 | 1 |
| 810-144EP | 5/8" PEX to EP Manifold Connector - Pair | 21.00 | 1 |
| 810-145EP | 3/4" PEX to EP Manifold Connector - Pair | 45.00 | 1 |

Not for use with PEX-AL-PEX tube

Did you know? Legend University hydronic contractor training is scheduled throughout the year.

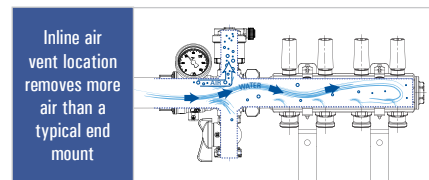
M-8200 PRECISION™




The M-8200 Precision™ manifold is fully loaded with the features and benefits required for high performance. Flow metering and balancing are built-in, and there is unlimited flexibility in positioning the manifold in any direction. The unique "integrated adapter" combines isolation, temperature, air vent and fill & purge valves into one compact unit. Only Legend places the air vent in-line with the water flow removing more air than typical end mount installations. Many components are compatible with our M-8000, M-8100 and M-8220 manifolds – making the Legend manifold series the most flexible manifold system on the market.

Key Features at a Glance

- 2 GPM flow meters
- Balancing valves with memory stop
- Optional 4-wire actuators
- Manifold union available for easy circuit expansion
- Optional LegendPress™ and angle isolation valves available
- Optional compact "integrated adapter" removes more air



M-8200 PRECISION™ MANIFOLD

| M-8200P Precision™ Pro | Part No. | List Price | Qty. |
|--------------------------------------------------------------------------------------------------------------------------------------------------------------------------------------------------|-------------|--------------------------|-----------|
| ISO 9002 | | | |
| M-8200P Precision-Pro Manifold – Includes integrated adapter valve with garden hose thread fill & purge valve, automatic air vent, thermometer, isolation valve and sensor port all in one unit. | | | |
|  | 8200P-10-2 | 2 Port 1" Brass Bar | 460.00 1 |
| | 8200P-10-3 | 3 Port 1" Brass Bar | 546.00 1 |
| | 8200P-10-4 | 4 Port 1" Brass Bar | 622.00 1 |
| | 8200P-10-5 | 5 Port 1" Brass Bar | 673.00 1 |
| | 8200P-10-6 | 6 Port 1" Brass Bar | 745.00 1 |
| | 8200P-10-7 | 7 Port 1" Brass Bar | 821.00 1 |
| | 8200P-10-8 | 8 Port 1" Brass Bar | 888.00 1 |
| | 8200P-10-9 | 9 Port 1" Brass Bar | 966.00 1 |
| | 8200P-10-10 | 10 Port 1" Brass Bar | 1069.00 1 |
| | 8200P-10-11 | 11 Port 1" Brass Bar | 1130.00 1 |
| | 8200P-10-12 | 12 Port 1" Brass Bar | 1205.00 1 |
| | 8200P-14-4 | 4 Port 1-1/4" Brass Bar | 710.00 1 |
| | 8200P-14-5 | 5 Port 1-1/4" Brass Bar | 791.00 1 |
| | 8200P-14-6 | 6 Port 1-1/4" Brass Bar | 869.00 1 |
| | 8200P-14-7 | 7 Port 1-1/4" Brass Bar | 952.00 1 |
| | 8200P-14-8 | 8 Port 1-1/4" Brass Bar | 1032.00 1 |
| | 8200P-14-9 | 9 Port 1-1/4" Brass Bar | 1109.00 1 |
| | 8200P-14-10 | 10 Port 1-1/4" Brass Bar | 1216.00 1 |
| | 8200P-14-11 | 11 Port 1-1/4" Brass Bar | 1303.00 1 |
| | 8200P-14-12 | 12 Port 1-1/4" Brass Bar | 1394.00 1 |

M-8200 PRECISION™ MANIFOLD

M-8200AP Precision™ Angle Pro

ISO 9002



M-8200AP Precision Manifold with Angle Isolation Valve – Angle connection and isolation valve in one body allows connection of supply and distribution piping from above or below in a tight configuration.

| | | | | |
|--------------|---------|--------------|---------|---|
| 8200AP-10-2 | 2 Port | 1" Brass Bar | 520.00 | 1 |
| 8200AP-10-3 | 3 Port | 1" Brass Bar | 606.00 | 1 |
| 8200AP-10-4 | 4 Port | 1" Brass Bar | 671.00 | 1 |
| 8200AP-10-5 | 5 Port | 1" Brass Bar | 733.00 | 1 |
| 8200AP-10-6 | 6 Port | 1" Brass Bar | 806.00 | 1 |
| 8200AP-10-7 | 7 Port | 1" Brass Bar | 881.00 | 1 |
| 8200AP-10-8 | 8 Port | 1" Brass Bar | 948.00 | 1 |
| 8200AP-10-9 | 9 Port | 1" Brass Bar | 1026.00 | 1 |
| 8200AP-10-10 | 10 Port | 1" Brass Bar | 1120.00 | 1 |
| 8200AP-10-11 | 11 Port | 1" Brass Bar | 1180.00 | 1 |
| 8200AP-10-12 | 12 Port | 1" Brass Bar | 1266.00 | 1 |

M-8200SP Precision™ Press Pro

ISO 9002



M-8200SP Precision Manifold with LegendPress™ – Press style isolation valves featuring two EPDM O-rings and deep sockets to ensure a perfect seal without the need for either solder or thread sealant.

| | | | | |
|--------------|---------|------------------|---------|---|
| 8200SP-10-2 | 2 Port | 1" Brass Bar | 490.00 | 1 |
| 8200SP-10-3 | 3 Port | 1" Brass Bar | 576.00 | 1 |
| 8200SP-10-4 | 4 Port | 1" Brass Bar | 640.00 | 1 |
| 8200SP-10-5 | 5 Port | 1" Brass Bar | 703.00 | 1 |
| 8200SP-10-6 | 6 Port | 1" Brass Bar | 775.00 | 1 |
| 8200SP-10-7 | 7 Port | 1" Brass Bar | 851.00 | 1 |
| 8200SP-10-8 | 8 Port | 1" Brass Bar | 918.00 | 1 |
| 8200SP-10-9 | 9 Port | 1" Brass Bar | 996.00 | 1 |
| 8200SP-10-10 | 10 Port | 1" Brass Bar | 1079.00 | 1 |
| 8200SP-10-11 | 11 Port | 1" Brass Bar | 1139.00 | 1 |
| 8200SP-10-12 | 12 Port | 1" Brass Bar | 1212.00 | 1 |
| 8200SP-14-4 | 4 Port | 1-1/4" Brass Bar | 734.00 | 1 |
| 8200SP-14-5 | 5 Port | 1-1/4" Brass Bar | 813.00 | 1 |
| 8200SP-14-6 | 6 Port | 1-1/4" Brass Bar | 889.00 | 1 |
| 8200SP-14-7 | 7 Port | 1-1/4" Brass Bar | 969.00 | 1 |
| 8200SP-14-8 | 8 Port | 1-1/4" Brass Bar | 1047.00 | 1 |
| 8200SP-14-9 | 9 Port | 1-1/4" Brass Bar | 1122.00 | 1 |
| 8200SP-14-10 | 10 Port | 1-1/4" Brass Bar | 1204.00 | 1 |
| 8200SP-14-11 | 11 Port | 1-1/4" Brass Bar | 1286.00 | 1 |
| 8200SP-14-12 | 12 Port | 1-1/4" Brass Bar | 1372.00 | 1 |

M-8200 PRECISION™ MANIFOLD

M-8200T Precision™ Thermometer

ISO 9002



M-8200T Precision Manifold with Thermometer – Includes isolation valves with thermometer for supply and return temperature measurement. Ships loosely assembled and ready to install.

| | | | | |
|-------------|---------|------------------|---------|---|
| 8200T-10-2 | 2 Port | 1" Brass Bar | 369.00 | 1 |
| 8200T-10-3 | 3 Port | 1" Brass Bar | 448.00 | 1 |
| 8200T-10-4 | 4 Port | 1" Brass Bar | 505.00 | 1 |
| 8200T-10-5 | 5 Port | 1" Brass Bar | 573.00 | 1 |
| 8200T-10-6 | 6 Port | 1" Brass Bar | 638.00 | 1 |
| 8200T-10-7 | 7 Port | 1" Brass Bar | 719.00 | 1 |
| 8200T-10-8 | 8 Port | 1" Brass Bar | 791.00 | 1 |
| 8200T-10-9 | 9 Port | 1" Brass Bar | 866.00 | 1 |
| 8200T-10-10 | 10 Port | 1" Brass Bar | 977.00 | 1 |
| 8200T-10-11 | 11 Port | 1" Brass Bar | 1042.00 | 1 |
| 8200T-10-12 | 12 Port | 1" Brass Bar | 1125.00 | 1 |
| | | | | |
| 8200T-14-4 | 4 Port | 1-1/4" Brass Bar | 613.00 | 1 |
| 8200T-14-5 | 5 Port | 1-1/4" Brass Bar | 685.00 | 1 |
| 8200T-14-6 | 6 Port | 1-1/4" Brass Bar | 748.00 | 1 |
| 8200T-14-7 | 7 Port | 1-1/4" Brass Bar | 835.00 | 1 |
| 8200T-14-8 | 8 Port | 1-1/4" Brass Bar | 910.00 | 1 |
| 8200T-14-9 | 9 Port | 1-1/4" Brass Bar | 991.00 | 1 |
| 8200T-14-10 | 10 Port | 1-1/4" Brass Bar | 1079.00 | 1 |
| 8200T-14-11 | 11 Port | 1-1/4" Brass Bar | 1168.00 | 1 |
| 8200T-14-12 | 12 Port | 1-1/4" Brass Bar | 1261.00 | 1 |

M-8200 Precision™ Basic


ISO 9002




M-8200 Precision Basic Manifold – Ships loosely assembled and ready to install.


| | | | | |
|------------|---------|--------------|---------|---|
| 8200-10-2 | 2 Port | 1" Brass Bar | 320.00 | 1 |
| 8200-10-3 | 3 Port | 1" Brass Bar | 397.00 | 1 |
| 8200-10-4 | 4 Port | 1" Brass Bar | 462.00 | 1 |
| 8200-10-5 | 5 Port | 1" Brass Bar | 524.00 | 1 |
| 8200-10-6 | 6 Port | 1" Brass Bar | 597.00 | 1 |
| 8200-10-7 | 7 Port | 1" Brass Bar | 672.00 | 1 |
| 8200-10-8 | 8 Port | 1" Brass Bar | 739.00 | 1 |
| 8200-10-9 | 9 Port | 1" Brass Bar | 809.00 | 1 |
| 8200-10-10 | 10 Port | 1" Brass Bar | 910.00 | 1 |
| 8200-10-11 | 11 Port | 1" Brass Bar | 980.00 | 1 |
| 8200-10-12 | 12 Port | 1" Brass Bar | 1051.00 | 1 |

M-8200 PRECISION™ MANIFOLD


| M-8200 Precision™ Basic (cont.) | | Part No. | | List Price | Qty. |
|-----------------------------------------------------------------------------------|------------|----------|------------------|------------|------|
| ISO 9002 | | | | | |
|  | 8200-14-4 | 4 Port | 1-1/4" Brass Bar | 547.00 | 1 |
| | 8200-14-5 | 5 Port | 1-1/4" Brass Bar | 629.00 | 1 |
| | 8200-14-6 | 6 Port | 1-1/4" Brass Bar | 706.00 | 1 |
| | 8200-14-7 | 7 Port | 1-1/4" Brass Bar | 797.00 | 1 |
| | 8200-14-8 | 8 Port | 1-1/4" Brass Bar | 870.00 | 1 |
| | 8200-14-9 | 9 Port | 1-1/4" Brass Bar | 947.00 | 1 |
| | 8200-14-10 | 10 Port | 1-1/4" Brass Bar | 1051.00 | 1 |
| | 8200-14-11 | 11 Port | 1-1/4" Brass Bar | 1137.00 | 1 |
| | 8200-14-12 | 12 Port | 1-1/4" Brass Bar | 1228.00 | 1 |

M-8200 PRECISION™ ACCESSORIES


| Integrated Adapter Valve | | | | |
|------------------------------------------------------------------------------------|--------------------------------------------------------------------------------------------------------------------------------------------------------------------------------------|-------------------------------------------------|--------|---|
| ISO 9002 | | | | |
|  | Integrated Adapter Valves – Includes garden hose thread fill & purge, air vent, thermometer, isolation valve and sensor port, all in one unit. For M-8000, M-8100 and M-8200. | | | |
| | 800-857 | 1" Integrated Manifold Adapter Valve – Pair | 280.00 | 1 |
| | 800-858 | 1-1/4" Integrated Manifold Adapter Valve – Pair | 345.00 | 1 |
| | 800-853 | Replacement Thermometer | 37.94 | 1 |


| Precision Adapter | | | | |
|-------------------------------------------------------------------------------------|--------------------------------------------------------------------------------------------------------------------------|------------------------------------------|--------|---|
| ISO 9002 | | | | |
|  | Precision Adapters – Includes garden hose thread fill & purge, air vent and press. For M-8000, M-8100 and M-8200. | | | |
| | 800-805 | 1" Manifold Precision Adapter – Pair | 156.54 | 1 |
| | 800-806 | 1-1/4" Manifold Precision Adapter – Pair | 171.42 | 1 |
| | 800-803 | Replacement Thermometer with Thermowell | 37.94 | 1 |


| Air Vent | | | | |
|-------------------------------------------------------------------------------------|------------------------------------------------------------------------------------------------------|--------------------|-------|---|
| ISO 9002 | | | | |
|  | Automatic Air Vent – Replacement air vent for precision adapter and integrated adapter valve. | | | |
| | 800-332 | Automatic Air Vent | 14.09 | 1 |


| Fill & Purge Valve | | | | |
|-------------------------------------------------------------------------------------|---------------------------------------------------------------------------------------------------------------------------------------------------------------------------------------------------------------------------------------------|--------------------------------|-------|---|
| ISO 9002 | | | | |
|  | Replacement Fill & Purge Valve – Replacement fill & purge valve for precision adapter and integrated adapter valve. Quarter-turn ball valve with tethered cap, garden hose thread (GHT) connection and EPDM gasket/O-ring seals. | | | |
| | 800-802 | Replacement Fill & Purge Valve | 24.00 | 1 |


M-8200 PRECISION™ ACCESSORIES

| Isolation Valve | Part No. | | List Price | Qty. |
|---------------------------------------------------------------------------------------------------------|--------------------------------------------------------------|-------------------------------------------------|------------|------|
| ISO 9002 | Isolation Valves - For M-8000, M-8100, and M-8200 manifolds. | | | |
|  | 800-855 | 1" Manifold Isolation Valve - Matching Pair | 116.68 | 1 |
| | 800-855B | 1" Manifold Isolation Valve - Blue Handle | 58.34 | 1 |
| | 800-855R | 1" Manifold Isolation Valve - Red Handle | 58.34 | 1 |
| | 800-856 | 1-1/4" Manifold Isolation Valve - Matching Pair | 164.88 | 1 |
| | 800-856B | 1-1/4" Manifold Isolation Valve - Blue Handle | 82.44 | 1 |
| | 800-856R | 1-1/4" Manifold Isolation Valve - Red Handle | 82.44 | 1 |
| Note: Also used as loop isolation valve on M-8220 High Capacity™ and GeoGreen™ series manifolds. | | | | |

| Isolation Valve | | | | |
|---------------------------------------------------------------------------------------------------------|---------------------------------------------------------------------------------------------------------------------------------|---------------------------------------------------------|--------|---|
| ISO 9002 | Isolation Valves with Thermometer – For M-8000, M-8100 and M-8200 manifolds. Converts the M-8200 to the M-8200T . | | | |
|  | 800-855T | 1" Manifold Isolation Valve with Thermometer - Pair | 174.00 | 1 |
| | 800-856T | 1-1/4" Manifold Isolation Valve with Thermometer - Pair | 216.30 | 1 |
| Note: Also used as loop isolation valve on M-8220 High Capacity™ and GeoGreen™ series manifolds. | | | | |

| Angle Isolation Valve | | | | |
|-------------------------------------------------------------------------------------|------------------------------------------------------------------------------------------------------------------------------------------------------------------------------------------------------------------------------|------------------------------------------|--------|---|
| ISO 9002 | Angle Isolation Valves – For M-8000, M-8100 and M-8200 manifolds. Used for low profile installations when supply & return piping feeds from the ceiling or floor. Includes offset adapter to properly align vertical piping. | | | |
|  | 800-825 | 1" Manifold Angle Isolation Valve - Pair | 174.00 | 1 |

| LegendPress™ Isolation Valve | | | | |
|-------------------------------------------------------------------------------------|--------------------------------------------------------------------------------------------------------------------------------------------------------------------------------------------|-----------------------------------------------------|--------|---|
| ISO 9002 | LegendPress™ Isolation Valves – For M-8000, M-8100 and M-8200 manifolds. Press style isolation valves feature two EPDM O-rings and deep sockets to ensure a perfect seal with every press. | | | |
|  | 800-865 | 1" LegendPress™ Manifold Isolation Valve - Pair | 145.20 | 1 |
| | 800-866 | 1-1/4" LegendPress™ Manifold Isolation Valve - Pair | 207.50 | 1 |


| Mounting Bracket | | | | |
|-------------------------------------------------------------------------------------|------------------------------------------------------|--------------------------------------------------------------|-------|---|
| ISO 9002 | Mounting Brackets – For M-8000 and M-8200 Manifolds. | | | |
|  | 800-861 | M-8000 Modular - Manifold Mounting Bracket & Collar - Pair | 40.00 | 1 |
| | 800-860 | M-8200 Precision - Manifold Mounting Bracket & Collar - Pair | 30.53 | 1 |


M-8200 PRECISION™ ACCESSORIES

| Circuit Actuator | Part No. | List Price | Qty. |
|-------------------------------------------------------------------------------------|--------------------------------------------------------------------------------------------------------------------------------------------------------------------------------|-----------------------------------------|---------|
| ISO 9002 | | | |
|  | 4-Wire Circuit Actuator – For M-8000, M-8100 and M-8200 series manifolds. 24 volt AC actuator with 36" leads. Includes end switch that closes when valve is fully open. | | |
| | 800-200 | 4-Wire Circuit Actuator with End Switch | 77.02 1 |
| Manifold Union | | | |
| ISO 9002 | Manifold Union – Connects any two M-8200 series manifolds to increase circuit capacity. | | |
|  | 800-815 | 1" Manifold Union | 10.82 1 |
| | 800-816 | 1-1/4" Manifold Union | 17.14 1 |
| End Plug with Gasket | | | |
| ISO 9002 | Brass Manifold End Plug – With EPDM O-ring. Used on all M-8000 and M-8200 series manifolds to close and seal manifold end. | | |
|  | 800-845 | 1" Manifold End Plug | 6.49 1 |
| | 800-846 | 1-1/4" Manifold End Plug | 9.02 1 |
| Port Cap | | | |
| ISO 9002 | Manifold Port Cap – Used to close and seal unused ports on M-8000, M-8100 and M-8200 manifolds. Includes EPDM O-ring. | | |
|  | 800-141 | Manifold Port Cap | 3.10 1 |
| PEX Tube Connector | | | |
| ISO 9002 | PEX Tube Connectors – For M-8000 and M-8200 series manifolds. (Not for use with PEX-AL-PEX tube). | | |
|  | 800-140 | 5/16" PEX to Manifold Connector - Pair | 19.16 1 |
| | 800-142 | 3/8" PEX to Manifold Connector - Pair | 15.77 1 |
| | 800-143 | 1/2" PEX to Manifold Connector - Pair | 15.98 1 |
| | 800-144 | 5/8" PEX to Manifold Connector - Pair | 15.98 1 |
| | 800-145 | 3/4" PEX to Manifold Connector - Pair | 25.47 1 |

3/4" connector

M-8200 PRECISION™ ACCESSORIES

| Composite Tube Connector | | Part No. | List Price | Qty. |
|-----------------------------------------------------------------------------------------------------|----------|---------------------------------------------------------------------------------------------------------------|------------|------|
| ISO 9002 | | Composite Tube Connectors – For all M-8000 and M-8200 series manifolds. (For use with PEX-AL-PEX tube. | | |
|  3/4" connector | 800-143C | 1/2" Composite Tube to Manifold Connector - Pair | 16.80 | 1 |
| | 800-144C | 5/8" Composite Tube to Manifold Connector - Pair | 18.69 | 1 |
| | 800-145C | 3/4" Composite Tube to Manifold Connector - Pair | 47.36 | 1 |

| Cold Expansion PEX Tube Connector | | | | |
|-----------------------------------------------------------------------------------|----------|--------------------------------------------------------------------------------------------------------------------------------------------------------------------------------------------------|-------|---|
| ISO 9002, ASTM F 1960 | | Cold Expansion PEX Tube Connectors – For all M-8000 and M-8200 series manifolds. Installer must verify with tube manufacturer that the tubing is compatible with expansion type fitting systems. | | |
|  | 800-143P | 1/2" Expansion PEX to Manifold Connector - Pair | 26.20 | 1 |
| | 800-144P | 5/8" Expansion PEX to Manifold Connector - Pair | 30.50 | 1 |
| | 800-145P | 3/4" Expansion PEX to Manifold Connector - Pair | 42.00 | 1 |
| | | | | |

Did you know? Legend has a multi-room training house for contractor and wholesaler hydronic classes.

M-8220

HIGH CAPACITY™



Thermal insulation jackets available, Items 822-867 & 822-868

The M-8220 high capacity manifold is ideal for hydronic radiant applications that require high flow rates such as snow & ice melt systems or projects with large floor areas (warehouses, commercial garages, airplane hangers, manufacturing facilities, etc). This versatile manifold can also be used in the mechanical room for flow distribution in hydronic systems where each branch is supplying one or more zones of radiant panel manifolds, radiator panels, baseboard, fan coil units, etc. The M-8220 provides full isolation at each header and circuit loop with color coded handles. The header valves are available with standard pipe thread or press style connections. Depending upon circuit balancing requirements, FNPT and Press circuit isolation valves are available. Many components are compatible with our M-8000, M-8100 and M-8200 manifolds – making the Legend manifold series the most flexible manifold system on the market.

Key Features at a Glance

- Extruded from high-strength OT63 alloy-63% copper content
- Header isolation valves with threaded or LegendPress™ connections
- High flow capacity
- Manifold unions available to expand number of circuit loops
- Includes strong and versatile mounting brackets
- Automatic air vent and GHT fill/purge assemblies included

M-8220 HIGH CAPACITY MANIFOLD

M-8220

ISO 9002

Part No.

List Price

Qty.

M-8220 High Capacity Manifold Base Kit – Base includes supply and return headers, 1-1/2" FNPT isolation valves for headers, 1" NPT circuit loop isolation valves for supply and return, mounting brackets, and fill & air purger.

| | | | | |
|-----------|---------------------|--------------------|---------|---|
| 8220-15-2 | 2 Port - 2 Brackets | 1-1/2" Hi-Cap Base | 1047.00 | 1 |
| 8220-15-3 | 3 Port - 4 Brackets | 1-1/2" Hi-Cap Base | 1418.00 | 1 |
| 8220-15-4 | 4 Port - 4 Brackets | 1-1/2" Hi-Cap Base | 1671.00 | 1 |
| 8220-15-5 | 5 Port - 4 Brackets | 1-1/2" Hi-Cap Base | 1898.00 | 1 |
| 8220-15-6 | 6 Port - 4 Brackets | 1-1/2" Hi-Cap Base | 2147.00 | 1 |
| 8220-15-7 | 7 Port - 4 Brackets | 1-1/2" Hi-Cap Base | 2378.00 | 1 |
| 8220-15-8 | 8 Port - 4 Brackets | 1-1/2" Hi-Cap Base | 2618.00 | 1 |
| 8220-20-2 | 2 Port - 2 Brackets | 2" Hi-Cap Base | 1196.00 | 1 |
| 8220-20-3 | 3 Port - 4 Brackets | 2" Hi-Cap Base | 1593.00 | 1 |
| 8220-20-4 | 4 Port - 4 Brackets | 2" Hi-Cap Base | 1856.00 | 1 |
| 8220-20-5 | 5 Port - 4 Brackets | 2" Hi-Cap Base | 2123.00 | 1 |
| 8220-20-6 | 6 Port - 4 Brackets | 2" Hi-Cap Base | 2385.00 | 1 |

M-8220 HIGH CAPACITY MANIFOLD

M-8220P

ISO 9002



Part No.

List Price

Qty.

M-8220P High Capacity Manifold Press Kit – Base includes supply and return headers, 1-1/2" LegendPress™ isolation valves for headers, 1" NPT circuit loop isolation valves for supply and return, mounting brackets, and fill & air purger.

| | | | | |
|------------|---------------------|--------------------|---------|---|
| 8220S-15-2 | 2 Port - 2 Brackets | 1-1/2" Hi-Cap Base | 1113.00 | 1 |
| 8220S-15-3 | 3 Port - 4 Brackets | 1-1/2" Hi-Cap Base | 1484.00 | 1 |
| 8220S-15-4 | 4 Port - 4 Brackets | 1-1/2" Hi-Cap Base | 1737.00 | 1 |
| 8220S-15-5 | 5 Port - 4 Brackets | 1-1/2" Hi-Cap Base | 1964.00 | 1 |
| 8220S-15-6 | 6 Port - 4 Brackets | 1-1/2" Hi-Cap Base | 2213.00 | 1 |
| 8220S-15-7 | 7 Port - 4 Brackets | 1-1/2" Hi-Cap Base | 2444.00 | 1 |
| 8220S-15-8 | 8 Port - 4 Brackets | 1-1/2" Hi-Cap Base | 2684.00 | 1 |
| 8220S-20-2 | 2 Port - 2 Brackets | 2" Hi-Cap Base | 1262.00 | 1 |
| 8220S-20-3 | 3 Port - 4 Brackets | 2" Hi-Cap Base | 1659.00 | 1 |
| 8220S-20-4 | 4 Port - 4 Brackets | 2" Hi-Cap Base | 1922.00 | 1 |
| 8220S-20-5 | 5 Port - 4 Brackets | 2" Hi-Cap Base | 2189.00 | 1 |
| 8220S-20-6 | 6 Port - 4 Brackets | 2" Hi-Cap Base | 2451.00 | 1 |

M-8220X

ISO 9002



M-8220X High Capacity Manifold Expansion Kit – Base includes supply and return headers, 1" NPT circuit loop isolation valves for supply & return, mounting brackets, and 2 manifold unions.

| | | | | |
|------------|---------------------|-------------------------|---------|---|
| 8220-15-2X | 2 Port - 2 Brackets | 1-1/2" Hi-Cap Expansion | 722.00 | 1 |
| 8220-15-3X | 3 Port - 4 Brackets | 1-1/2" Hi-Cap Expansion | 1093.00 | 1 |
| 8220-15-4X | 4 Port - 4 Brackets | 1-1/2" Hi-Cap Expansion | 1346.00 | 1 |
| 8220-15-5X | 5 Port - 4 Brackets | 1-1/2" Hi-Cap Expansion | 1573.00 | 1 |
| 8220-15-6X | 6 Port - 4 Brackets | 1-1/2" Hi-Cap Expansion | 1822.00 | 1 |
| 8220-15-7X | 7 Port - 4 Brackets | 1-1/2" Hi-Cap Expansion | 2053.00 | 1 |
| 8220-15-8X | 8 Port - 4 Brackets | 1-1/2" Hi-Cap Expansion | 2293.00 | 1 |
| 8220-20-2X | 2 Port - 2 Brackets | 2" Hi-Cap Expansion | 871.00 | 1 |
| 8220-20-3X | 3 Port - 4 Brackets | 2" Hi-Cap Expansion | 1268.00 | 1 |
| 8220-20-4X | 4 Port - 4 Brackets | 2" Hi-Cap Expansion | 1531.00 | 1 |
| 8220-20-5X | 5 Port - 4 Brackets | 2" Hi-Cap Expansion | 1798.00 | 1 |
| 8220-20-6X | 6 Port - 4 Brackets | 2" Hi-Cap Expansion | 2060.00 | 1 |



M-8220 Expansion Kit - Order expansion kits as required to build manifolds with more than 8 ports in 1-1/2" and 6 ports in 2" sizes. Expansion kit includes 2 manifold unions in place of the 2 fill & purge assemblies.

Substitute one or more multiple pairs of loop isolation valves with thermometer, in place of the standard loop isolation valves included with the manifold kits. The supply and return thermometer can provide means to determine delta T and help balance flow rates. Call customer service to make application adjustments (866) 752-2055.

M-8220 MANIFOLD ACCESSORIES

High Capacity Isolation Valve

ISO 9002



Part No.

List Price

Qty.

High Capacity Header Isolation Valves – For M-8220 and GeoGreen™ M-8400 manifolds.

| | | | |
|---------|-----------------------------------------------|--------|---|
| 822-857 | 1-1/2" Manifold Header Isolation Valve - Pair | 325.00 | 1 |
|---------|-----------------------------------------------|--------|---|

Note: 2" x 1-1/2" Manifold isolation valve adapter provided with 2" base kits.

LegendPress™ Isolation Valve

ISO 9002



High Capacity Header Isolation Valves with LegendPress™ Connection – For M-8220 and GeoGreen™ M-8400 manifolds. Legend's press connection isolation valves feature two EPDM O-rings and deep sockets to ensure a perfect seal with every press.

| | | | |
|---------|------------------------------------------------------------|--------|---|
| 800-867 | 1-1/2" LegendPress™ Manifold Header Isolation Valve - Pair | 398.48 | 1 |
|---------|------------------------------------------------------------|--------|---|

Note: 2" x 1-1/2" Manifold isolation valve adapter provided with 2" base kits.

Loop Isolation Valve

ISO 9002



Loop Isolation Valves – For M-8220 and GeoGreen™ M-8400 manifolds.

| | | | |
|---------|--------------------------------|--------|---|
| 800-855 | 1" Loop Isolation Valve - Pair | 116.68 | 1 |
|---------|--------------------------------|--------|---|

Note: May be used with 3/4" or 1" high capacity tubing connectors. Also used as header isolation valve on M-8000, M-8100 and M-8200 series manifolds.

Loop Isolation Valve Thermometer

ISO 9002



Loop Isolation Valves with Thermometer – For M-8220 and GeoGreen™ M-8400 manifolds. Two press ports (left or right) add flexibility in mounting.

| | | | |
|----------|-------------------------------------------------|--------|---|
| 800-855T | 1" Loop Isolation Valve with Thermometer - Pair | 174.00 | 1 |
|----------|-------------------------------------------------|--------|---|

Note: May be used with 3/4" or 1" high capacity tubing connectors. Also used as header isolation valve on M-8000, M-8100 and M-8200 series manifolds.

Manifold Union






ISO 9002



High Capacity Manifold Union – Connects any two M-8220 series manifolds to increase circuit capacity.

| | | | |
|---------|--------------------------------------------|-------|---|
| 822-817 | 1-1/2" High Capacity Manifold Union - Pair | 31.00 | 1 |
| 822-818 | 2" High Capacity Manifold Union - Pair | 42.00 | 1 |

M-8220 MANIFOLD ACCESSORIES

| Compression Tube Connector | | Part No. | List Price | Qty. | |
|----------------------------|--|---------------------------------------------------------------------------------------------------------------------------------------------------------------------------------------|----------------------------------------------------------------|-------|---|
| ISO 9002 | |  | | | |
| | | High Capacity Compression Tube Connectors – For M-8220 manifolds. 1" male MPT x copper tube size. | | | |
| | | 800-134 | 3/4" High Capacity Compression Connector - Pair | 42.00 | 1 |
| | | 800-135 | 1" High Capacity Compression Connector - Pair | 46.20 | 1 |
| | | For use with copper tube. | | | |
| PEX Connector | | | | | |
| ISO 9002 | |  | | | |
| | | High Capacity PEX Tube Connectors – For M-8220 and M-8400 GeoGreen™ M-8400 manifolds. 1" male NPT x PEX. | | | |
| | | 800-234 | 3/4" High Capacity PEX Connector - Pair | 62.83 | 1 |
| | | 800-235 | 1" High Capacity PEX Connector - Pair | 77.00 | 1 |
| Mounting Bracket | | | | | |
| ISO 9002 | |  | | | |
| | | High Capacity Manifold Mounting Brackets – Replacement brackets and collars for M-8220 and GeoGreen™ M-8400 manifolds. Replacement collars for M-8220 with insulation jackets. | | | |
| | | 822-861 | High Capacity Manifold Mounting Bracket & Collar - Pair | 50.00 | 1 |
| | | 822-862 | Large Collar for 1-1/2" Manifold with Insulation Jacket - Pair | 38.00 | 1 |
| | | 822-863 | Large Collar for 2" Manifold with Insulation Jacket - Pair | 52.00 | 1 |
| | | Note: Item 822-861 to be used for M-8200 & M-8400. Order large collars when using insulation jackets (822-867 and 822-868) are used on M-8220. | | | |
| Insulation Jacket | | | | | |
| ISO 9002 | |  | | | |
| | | 6 Port Insulation Jacket – For M-8220 series manifolds. Easily cut to size for manifolds with fewer loops. | | | |
| | | 822-867 | 1-1/2" High Capacity 6-Port Insulation Jacket - 1 header | 39.00 | 1 |
| | | 822-868 | 2" High Capacity 6-Port Insulation Jacket - 1 header | 42.00 | 1 |
| | | Note: Order insulation jackets and large collars (822-862 for 1-1/2" manifolds & 822-863 for 2" manifolds) individually for each header. | | | |
| High Capacity Air Vent | | | | | |
| ISO 9002 | |  | | | |
| | | High Capacity Air Vent – Replacement air vent for fill and purge module M-8220. Vent can be serviced by removing the cap, includes check valve. | | | |
| | | 800-244 | High Capacity Air Vent | 34.00 | 1 |



M-8400 GeoGreen™ mounted ground vault

The Legend GeoGreen™ M-8400 Geothermal™ manifold system offers the ultimate in lightweight durability, labor savings and installation flexibility for commercial and residential geothermal applications. This easy to install and maintain custom manifold for ground-source geothermal loops offers the ultimate in labor savings and installation flexibility. It reduces labor due to its low number of parts and connections and saves space because of its compact design. The unit is lightweight, made of chemical and corrosion resistant PPR Type 3 engineered plastic, and is visually appealing. Most common configurations are available from stock, but Legend Hydronics will custom build to suit any application from 2-1/2" to 3-1/2" diameter and 4 to 26 loops for larger industrial and commercial applications. Header connections are available in threaded or new LegendPress™ style connections.

Key Features at a Glance

- Lightweight
- Labor saving
- Easy to install
- Compact installation
- Customer configurations available

GEOGREEN GEOTHERMAL MANIFOLD SYSTEM

M-8400 GeoGreen™

ISO 9002



Part No. **List Price** **Qty.**

GeoGreen M-8400 Geothermal™ Manifold Base Kit – Durable lightweight 2-1/2" geothermal manifolds. Contact Legend customer service for additional configurations.

| | | | |
|-----------|--------|----------------------|----------------|
| 8400-25-4 | 4 Port | 75mm 2-1/2" Base Kit | Call for Quote |
| 8400-25-6 | 6 Port | 75mm 2-1/2" Base Kit | Call for Quote |
| 8400-25-8 | 8 Port | 75mm 2-1/2" Base Kit | Call for Quote |


See accessories on page 122 and 123. Custom GeoGreen™ manifolds are available in configurations of 10 to 26 ports, up to 3-1/2" sizes.

Call Legend customer service at 866-752-2055 for assistance in specifying and ordering the GeoGreen™ M-8400 Manifold.

M-8400 GEOGREEN™ MANIFOLD

GeoGreen™ Manifold Base: Supply & return headers, 2 sets of brackets, and fill valve & air purger


Header Isolation Valves
(Red & Blue Pair)
FIP – 1-1/2" 822-857



Header Isolation Valves
(Red & Blue Pair)
LegendPress™
1-1/2" 800-867



Loop Isolation Valves
(Red & Blue Pair)
1" 800-855



Loop Isolation Valves
with Thermometers
(Red & Blue Pair)
1" 800-855T



M-8330

STAINLESS Manifold Series



Premium quality right out of the box.

Specifically designed with every feature thoughtfully considered and rigorously tested. The M-8330 stainless steel manifold is designed for use in hydronic heating and cooling systems. Premium quality stainless steel supply header has built-in flow meters to optimize design efficiencies. The return header has easy to actuate circuit isolation valves. All assembled parts have superior EPDM O-rings and seals. Each manifold is loosely pre-assembled for immediate mounting at the job site.

Key Features at a Glance

- Premium quality and enhanced features for the radiant professional
- Manufactured from premium 304 stainless steel
- Versatile and easily adaptable to a variety of mounting configurations
- EPDM O-rings and seals
- Built-in visual flow gauges for quick circuit performance verification
- The flow meters are easy to adjust using the red lock shield to set to the desired gpm
- Optional 4-wire actuators
- Angle isolation valve option for tight installations

Hydroforming process used to construct headers assures superior seal of supply and return isolation valves.

M-8330 STAINLESS STEEL MANIFOLD

| M-8330P Stainless Steel Pro | NEW | Part No. | List Price | Qty. |
|-----------------------------|-----|----------|------------|------|
| ISO 9002 | | | | |

M-8330P Stainless Steel Manifold Pro with automatic air vent and fill & purge adapter, supply & return isolation valves, each with thermometer. 1" Supply and return header.



| | | | | |
|-------------|---------|---------------------|--------|---|
| 8330P-10-2 | 2 Port | Stainless Steel Pro | 337.00 | 1 |
| 8330P-10-3 | 3 Port | Stainless Steel Pro | 392.00 | 1 |
| 8330P-10-4 | 4 Port | Stainless Steel Pro | 448.00 | 1 |
| 8330P-10-5 | 5 Port | Stainless Steel Pro | 503.00 | 1 |
| 8330P-10-6 | 6 Port | Stainless Steel Pro | 560.00 | 1 |
| 8330P-10-7 | 7 Port | Stainless Steel Pro | 618.00 | 1 |
| 8330P-10-8 | 8 Port | Stainless Steel Pro | 680.00 | 1 |
| 8330P-10-9 | 9 Port | Stainless Steel Pro | 751.00 | 1 |
| 8330P-10-10 | 10 Port | Stainless Steel Pro | 820.00 | 1 |
| 8330P-10-11 | 11 Port | Stainless Steel Pro | 891.00 | 1 |
| 8330P-10-12 | 12 Port | Stainless Steel Pro | 961.00 | 1 |

M-8330 STAINLESS STEEL MANIFOLD

| M-8330AP Stainless Steel Pro | NEW | Part No. | List Price | Qty. |
|------------------------------|-----|----------|------------|------|
|------------------------------|-----|----------|------------|------|

ISO 9002

M-8330AP Stainless Steel Manifold Angle Pro with automatic air vent and fill & purge adapter, supply & return isolation valves, each with thermometer. 1" supply and return header.



| | | | | |
|--------------|---------|---------------------------|--------|---|
| 8330AP-10-2 | 2 Port | Stainless Steel Angle Pro | 358.00 | 1 |
| 8330AP-10-3 | 3 Port | Stainless Steel Angle Pro | 413.00 | 1 |
| 8330AP-10-4 | 4 Port | Stainless Steel Angle Pro | 469.00 | 1 |
| 8330AP-10-5 | 5 Port | Stainless Steel Angle Pro | 525.00 | 1 |
| 8330AP-10-6 | 6 Port | Stainless Steel Angle Pro | 582.00 | 1 |
| 8330AP-10-7 | 7 Port | Stainless Steel Angle Pro | 640.00 | 1 |
| 8330AP-10-8 | 8 Port | Stainless Steel Angle Pro | 702.00 | 1 |
| 8330AP-10-9 | 9 Port | Stainless Steel Angle Pro | 772.00 | 1 |
| 8330AP-10-10 | 10 Port | Stainless Steel Angle Pro | 842.00 | 1 |
| 8330AP-10-11 | 11 Port | Stainless Steel Angle Pro | 913.00 | 1 |
| 8330AP-10-12 | 12 Port | Stainless Steel Angle Pro | 982.00 | 1 |

M-8330 Stainless Steel Basic

NEW

ISO 9002

M-8330 Basic Stainless Steel Manifold with supply & return isolation valves, each with thermometer.



| | | | | |
|------------|---------|-----------------------|--------|---|
| 8330-10-2 | 2 Port | Stainless Steel Basic | 279.00 | 1 |
| 8330-10-3 | 3 Port | Stainless Steel Basic | 336.00 | 1 |
| 8330-10-4 | 4 Port | Stainless Steel Basic | 392.00 | 1 |
| 8330-10-5 | 5 Port | Stainless Steel Basic | 448.00 | 1 |
| 8330-10-6 | 6 Port | Stainless Steel Basic | 506.00 | 1 |
| 8330-10-7 | 7 Port | Stainless Steel Basic | 564.00 | 1 |
| 8330-10-8 | 8 Port | Stainless Steel Basic | 627.00 | 1 |
| 8330-10-9 | 9 Port | Stainless Steel Basic | 698.00 | 1 |
| 8330-10-10 | 10 Port | Stainless Steel Basic | 768.00 | 1 |
| 8330-10-11 | 11 Port | Stainless Steel Basic | 839.00 | 1 |
| 8330-10-12 | 12 Port | Stainless Steel Basic | 909.00 | 1 |

Did you know? Legend ships every order complete or you will receive 5% off of the backorder.

M-8300E


ECONOMY Manifold



High quality and economical.

The M-8300E Economy Stainless Steel Manifold has been designed for use in place of field-built copper headers to reduce the installers labor and material costs. The 1" supply and return header are constructed of heavy walled 304 stainless steel. The economy manifold is simple and easy to use. Packaged loosely assembled for immediate installation. Includes mounting brackets, (2) MNPT header adapters and (2) header plugs. All Legend manifold accessories can be added to suit the specific job and design requirements.

M-8300E ECONOMY MANIFOLD

| M-8300E Economy Manifold | | AVAILABLE SEPT. 1 | Part No. | List Price | Qty. | |
|------------------------------------------------------------------------------------|--|-------------------------------------------|----------|-------------------------------|--------|---|
|  | | M-8300E Economy Stainless Steel Manifolds | | | | |
| | | 8300E-10-2 | 2 Port | Economy Manifold - 1" Headers | 95.00 | 1 |
| | | 8300E-10-3 | 3 Port | Economy Manifold - 1" Headers | 127.00 | 1 |
| | | 8300E-10-4 | 4 Port | Economy Manifold - 1" Headers | 164.00 | 1 |
| | | 8300E-10-5 | 5 Port | Economy Manifold - 1" Headers | 200.00 | 1 |
| | | 8300E-10-6 | 6 Port | Economy Manifold - 1" Headers | 237.00 | 1 |
| | | 8300E-10-7 | 7 Port | Economy Manifold - 1" Headers | 275.00 | 1 |
| | | 8300E-10-8 | 8 Port | Economy Manifold - 1" Headers | 316.00 | 1 |
| | | 8300E-10-9 | 9 Port | Economy Manifold - 1" Headers | 362.00 | 1 |
| | | 8300E-10-10 | 10 Port | Economy Manifold - 1" Headers | 408.00 | 1 |
| | | 8300E-10-11 | 11 Port | Economy Manifold - 1" Headers | 454.00 | 1 |
| | | 8300E-10-12 | 12 Port | Economy Manifold - 1" Headers | 500.00 | 1 |

M-8300EV Economy Manifold AVAILABLE SEPT. 1







ISO 9002

M-8300EV Economy Stainless Steel Manifold with Circuit Isolation Valves for supply header. Circuit isolation valves are not assembled onto header.



| | | | | |
|--------------|---------|------------------------------|--------|---|
| 8300EV-10-2 | 2 Port | Economy Manifold with Valves | 131.00 | 1 |
| 8300EV-10-3 | 3 Port | Economy Manifold with Valves | 169.00 | 1 |
| 8300EV-10-4 | 4 Port | Economy Manifold with Valves | 215.00 | 1 |
| 8300EV-10-5 | 5 Port | Economy Manifold with Valves | 256.00 | 1 |
| 8300EV-10-6 | 6 Port | Economy Manifold with Valves | 304.00 | 1 |
| 8300EV-10-7 | 7 Port | Economy Manifold with Valves | 353.00 | 1 |
| 8300EV-10-8 | 8 Port | Economy Manifold with Valves | 405.00 | 1 |
| 8300EV-10-9 | 9 Port | Economy Manifold with Valves | 464.00 | 1 |
| 8300EV-10-10 | 10 Port | Economy Manifold with Valves | 523.00 | 1 |
| 8300EV-10-11 | 11 Port | Economy Manifold with Valves | 582.00 | 1 |
| 8300EV-10-12 | 12 Port | Economy Manifold with Valves | 641.00 | 1 |

STAINLESS STEEL MANIFOLD ACCESSORIES

| Isolation Valve | Part No. | List Price | Qty. |
|-------------------------------------------------------------------------------------|---------------------------------------------------------------------------------------------------------------------------------------------------|------------------------------------------------------------|----------|
| ISO 9002 | Isolation Valve with Thermometer - For all Legend stainless steel manifolds. | | |
|  | 833-855 | Isolation Valve & Thermometer - Pair | 140.65 - |
| | 833-855B | Isolation Valve & Thermometer - Blue Handle | 70.33 - |
| | 833-855R | Isolation Valve & Thermometer - Red Handle | 70.33 - |
| Angle Isolation Valve | Angle Isolation Valve with Thermometer - For all Legend stainless steel manifolds. | | |
| ISO 9002 | | | |
|  | 833-825 | Isolation Valve & Thermometer - Pair | 162.46 - |
| | 833-825B | Isolation Valve & Thermometer - Blue Handle | 81.23 - |
| | 833-825R | Isolation Valve & Thermometer - Red Handle | 81.23 - |
| Isolation Valve with Strainer | Isolation Valve with Thermometer & Y-Strainer - For all Legend stainless steel manifolds. | | |
| ISO 9002 | | | |
|  | 833-835R | Isolation Valve with Y-Strainer - Red Handle | 110.87 - |
| Purge Adapter | Air Vent, Water Purge Adapter - For all stainless steel manifolds. Includes automatic air vent and fill & purge valve, converts M-8330 to M8330P. | | |
| ISO 9002 | | | |
|  | 833-805 | Chrome Plated Brass Air & Water Purge Adapter | 55.79 - |
| Circuit Actuator | 4-Wire Circuit Actuator - 24 Volt with 36" leads. For all Legend stainless steel manifolds. | | |
| ISO 9002 | | | |
|  | 830-201 | 4-Wire circuit actuator with end switch | 89.00 - |
| | 830-201S | Replacement actuator adapter for stainless steel manifolds | 5.00 - |
| Manifold Union | Manifold Union - Connects any two stainless steel manifolds to increase circuit capacity. For all Legend stainless steel manifolds. | | |
| ISO 9002 | | | |
|  | 833-815 | 1" manifold union | 8.42 - |

STAINLESS STEEL MANIFOLD ACCESSORIES

| Manifold Port Cap | Part No. | List Price | Qty. |
|-------------------|----------|------------|------|
|-------------------|----------|------------|------|

ISO 9002



Manifold Port Cap – Used to close and seal unused ports on any stainless steel manifolds. Includes EPDM O-ring. For Legend stainless steel manifolds.

| | | | |
|---------|-------------------|------|---|
| 833-141 | Manifold Port Cap | 6.32 | - |
|---------|-------------------|------|---|

Tube Connector

ISO 9002



3/4" Connector

Tube Connector – Used on all Legend stainless steel manifolds. Not for use with PEX-AL-PEX tube.

| | | | |
|---------|------------------------------------------------|-------|---|
| 830-140 | 5/16" M-8300 Tube to Manifold Connector - Pair | 10.19 | - |
| 830-142 | 3/8" M-8300 Tube to Manifold Connector - Pair | 10.68 | - |
| 830-143 | 1/2" M-8300 Tube to Manifold Connector - Pair | 10.71 | - |
| 830-144 | 5/8" M-8300 Tube to Manifold Connector - Pair | 11.20 | - |
| 830-145 | 3/4" M-8300 Tube to Manifold Connector - Pair | 24.64 | - |

Composite Tube Connector

ISO 9002



3/4" Connector

Tube Connector – Used on all Legend stainless steel manifolds. For use with PEX-AL-PEX tube.

| | | | |
|----------|-----------------------------------------------------------|-------|---|
| 830-142C | 3/8" M-8300 Composite Tubing to Manifold Connector - Pair | 10.92 | - |
| 830-143C | 1/2" M-8300 Composite Tubing to Manifold Connector - Pair | 11.20 | - |
| 830-144C | 5/8" M-8300 Composite Tubing to Manifold Connector - Pair | 11.76 | - |
| 830-145C | 3/4" M-8300 Composite Tubing to Manifold Connector - Pair | 22.00 | - |

Cold Expansion Tube Connector

ISO 9002, ASTM F 1960



Cold Expansion Tube Connector – For stainless steel manifolds. Installer must verify with tube manufacturer that the tubing is compatible with expansion type fitting systems. For all Legend stainless steel manifolds.

| | | | |
|----------|------------------------------------------|-------|---|
| 830-143P | 1/2" Expansion PEX to Manifold Connector | 26.20 | - |
|----------|------------------------------------------|-------|---|

Mounting Bracket

ISO 9002



Mounting Brackets – For all Legend stainless steel manifolds, with insulation pads. Made from heavy gauge steel for sturdy mounting and durability.

| | | | |
|---------|------------------------------------|-------|---|
| 833-861 | Mounting Bracket and Collar - Pair | 29.47 | - |
|---------|------------------------------------|-------|---|

STAINLESS STEEL MANIFOLD ACCESSORIES

| End Plug | Part No. | List Price | Qty. |
|----------|----------|------------|------|
|----------|----------|------------|------|

ISO 9002



End Plug with Gasket - Used for all Legend stainless steel manifolds to close and seal end.

| | | | |
|---------|----------------------|------|---|
| 833-845 | 1" Manifold End Plug | 6.84 | - |
|---------|----------------------|------|---|

Flow Meter

ISO 9002



Replacement Flow Meter – For M-8330 stainless steel manifolds. Threads into top of supply header.

| | | | |
|---------|---------------------|-------|---|
| 833-862 | Flow Meter Assembly | 21.32 | - |
|---------|---------------------|-------|---|

MANIFOLDS

Did you know? Legend has comprehensive EDI and VMI capabilities.

LEGENDConnect™



The LEGENDConnect™ system is the ultimate in flexibility and convenience. The connectors are interchangeable with the T-88 Air & Dirt Separator, HS-808 Hydraulic Separator and LMV-3 Three-way Mixing Valve. Stock the bodies of any of these three models, then choose from a variety of connection types and sizes to meet the requirements of the project. From threaded and solder (sweat) to compact connections with built-in isolation valves; reduce inventory, improve service and handle all project requirements and installer preferences with one connection system - LEGENDConnect™.

Select your tube size and connector type. **Note** the body type (ie: A, B, C, etc.) Choose your product with the matching body type on page 133.

| Pipe Size | Connector Type | Body | Connector Item | Qty | List Price |
|-------------------|-----------------|------|----------------|------|------------|
| 3/4" | MNPT | A | 800-874M | Pair | 20.00 |
| 3/4" | FNPT | A | 800-874F | Pair | 20.00 |
| 3/4" | Sweat | A | 800-874S | Pair | 17.00 |
| 3/4" | LegendPress | A | 800-874LP | Pair | 38.00 |
| 3/4" | Iso Valve Comp* | A | 800-874VC | Pair | 52.00 |
| 3/4" | Iso Valve FNPT* | A | 800-874VF | Pair | 50.00 |
| 1" | MNPT | A | 800-875M | Pair | 20.00 |
| 1" | Sweat | A | 800-875S | Pair | 17.00 |
| 1" | FNPT | B | 800-875F | Pair | 21.00 |
| 1" | LegendPress | B | 800-875LP | Pair | 50.00 |
| 1" | Iso Valve Comp | B | 800-875VC | Pair | 74.00 |
| 1" | Iso Valve FNPT | B | 800-875VF | Pair | 56.00 |
| 1-1/4" | MNPT | B | 800-876M | Pair | 33.00 |
| 1-1/4" | FNPT | B | 800-876F | Pair | 43.00 |
| 1-1/4" | Sweat | B | 800-876S | Pair | 28.00 |
| 1-1/4" | LegendPress | B | 800-876LP | Pair | 68.00 |
| 1-1/4" | Iso Valve FNPT | B | 800-876VF | Pair | 60.00 |
| NEW 1-1/2" | FNPT | C | 800-877F | Pair | 80.00 |
| NEW 1-1/2" | LegendPress | C | 800-877LP | Pair | 99.00 |
| 1-1/2" | MNPT | C | 800-877M | Pair | 85.00 |
| 1-1/2" | Sweat | C | 800-877S | Pair | 75.00 |

*These connectors include two connector nuts that should be used in place of the nuts included with the component bodies. Connectors are sold in pairs. **The HS-808 Hydraulic Separator requires 2 pair (4 total connectors).**

COMPONENT BODIES FOR USE WITH LEGENDCONNECT™

Air & Debris Eliminator (Body)

ISO 9002



T-88 High Performance Air and Debris Eliminator (Body Only) – Includes serviceable, automatic air vent w/ check valve adapter, purge valve and serviceable stainless steel screen. Connectors NOT included. See page 132 to order connectors separately.

| Part No. | Body | List Price | Qty. |
|----------|----------------------------------------------------------------------|---------------|------|
| 800-875 | T-88 w/ Air Vent, Check, Fill & Purge Valve, Connector Nuts & Washer | Body A 240.00 | 1 |
| 800-876 | T-88 w/ Air Vent, Check, Fill & Purge Valve, Connector Nuts & Washer | Body B 305.00 | 1 |
| 800-877 | T-88 w/ Air Vent, Check, Fill & Purge Valve, Connector Nuts & Washer | Body C 375.00 | 1 |

Hydro-Separator (Body)

ISO 9002



HS-808 Hydraulic Separator (Body Only) – Includes serviceable, automatic air vent w/ check valve adapter, purge valve and insulation jacket. Connectors NOT included. See page 132 to order connectors separately. NOTE: Requires 2 pair of connectors (4 total).

| | | | |
|---------|-------------------------------------------------------------------------|---------------|---|
| 800-835 | HS-808 w/ Air Vent, Check, Fill & Purge Valve, Connector Nuts & Washers | Body A 616.00 | 1 |
| 800-836 | HS-808 w/ Air Vent, Check, Fill & Purge Valve, Connector Nuts & Washers | Body B 700.00 | 1 |
| 800-837 | HS-808 w/ Air Vent, Check, Fill & Purge Valve, Connector Nuts & Washers | Body C 930.00 | 1 |

Three-Way Mixing Valve (Body)



LMV-3 Three-Way Mixing Valve (Body Only) – Includes plastic cover for mixing actuator mounting threads and 1" compression nut for return port connection. Requires mixing valve actuator for proper system operation. Connectors NOT included. See page 132 to order connectors separately.

| | | | |
|---------|-----------------------------------|---------------|---|
| 800-766 | LMV-3 w/ Connector Nuts & Washers | Body B 187.50 | 1 |
|---------|-----------------------------------|---------------|---|

Components are to be used with the LEGENDConnect™ system. All component bodies listed here are sold without connectors. Choose the connector type and size on page 132 to match these bodies. To purchase kits that include the component body and specific connector type and size, see pages 134, 135 and 136.

T-88

High Performance Air and Debris Eliminator



The T-88 provides superior air and dirt elimination to help maximize efficiency and reduce noise in hydronic systems. The large bowl design combines with the internal stainless steel screen to separate entrained air, micro-bubbles and debris from the system fluid. The fluid velocity slows as it enters the larger volume of the T-88 bowl which allows the micro-bubbles and entrained air to separate from fluid, collect on the screen and/or float to the top of the bowl where it is eliminated from the system through the float type air vent. Also at this slower fluid velocity, the heavier dirt and debris particles separate and fall to the bottom of the bowl where it can later be blown out of the system through the purge valve.

The body of the T-88 is also bi-directional for adaptability in maximizing performance of the more critical function required by the particular system.



The T-88 is fully serviceable with a two piece bowl which allows for cleaning and/or replacement of the stainless steel screen.



The automatic high capacity air vent attaches to the T-88 through a check valve to allow removal without system pressure loss.




To maximize air removal, the larger half of the bowl should be on top.



To maximize debris removal, the larger half of the bowl should be on bottom.

T-88 HIGH PERFORMANCE AIR AND DEBRIS ELIMINATOR


| T-88 Air & Dirt Removal Kit | | Part No. | List Price | Qty. | |
|-------------------------------------------------------------------------------------|-------|-----------|---------------------------------------------------------------|--------|---|
| ISO 9002 | | | | | |
|  | FNPT | 800-884F | 3/4" FNPT (Female) Hi-Performance Air Purger - Kit* | 260.00 | 1 |
| | MNPT | 800-884M | 3/4" MNPT (Male) Hi-Performance Air Purger - Kit* | 260.00 | 1 |
| | SWT | 800-884S | 3/4" SWT (Solder) Hi-Performance Air Purger - Kit* | 257.00 | 1 |
| | PRESS | 800-884P | 3/4" LegendPress™ Hi-Performance Air Purger - Kit* | 278.00 | 1 |
| | COMP | 800-884VC | 3/4" Iso Valve Comp Hi-Performance Air Purger - Kit* | 292.00 | 1 |
| | FNPT | 800-884VF | 3/4" Iso Valve FNPT (Female) Hi-Performance Air Purger - Kit* | 290.00 | 1 |

T-88 High Performance Air and Debris Eliminator Kits - Maximum performance, serviceability, and flexibility. Includes serviceable, automatic air vent with check valve adapter, purge valve, and serviceable stainless steel screen. Connectors are included in all kits listed below.

T-88 HIGH PERFORMANCE AIR AND DEBRIS ELIMINATOR

T-88 Air & Dirt Removal Kit (cont.)

ISO 9002

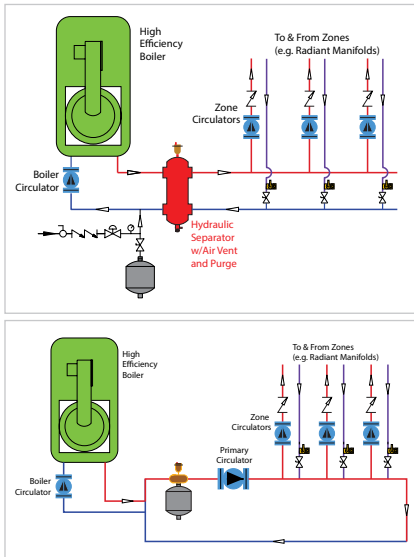


| Part No. | | List Price | Qty. |
|---------------------|----------------------------------------------------------------|------------|------|
| 800-885F | 1" FNPT (Female) Hi-Performance Air Purger - Kit* | 326.00 | 1 |
| 800-885M | 1" MNPT (Male) Hi-Performance Air Purger - Kit | 260.00 | 1 |
| 800-885S | 1" SWT (Solder) Hi-Performance Air Purger - Kit | 257.00 | 1 |
| 800-885P | 1" LegendPress™ Hi-Performance Air Purger - Kit* | 355.00 | 1 |
| 800-885VC | 1" Iso Valve Comp Hi-Performance Air Purger - Kit* | 379.00 | 1 |
| 800-885VF | 1" Iso Valve FNPT (Female) Hi-Performance Air Purger - Kit* | 361.00 | 1 |
| 800-886F | 1-1/4" FNPT (Female) Hi-Performance Air Purger - Kit | 348.00 | 1 |
| 800-886M | 1-1/4" MNPT (Male) Hi-Performance Air Purger - Kit | 338.00 | 1 |
| 800-886S | 1-1/4" SWT (Solder) Hi-Performance Air Purger - Kit | 333.00 | 1 |
| 800-886P | 1-1/4" LegendPress™ Hi-Performance Air Purger - Kit | 373.00 | 1 |
| 800-886VF | 1-1/4" Iso Valve FNPT (Female) Hi-Performance Air Purger - Kit | 365.00 | 1 |
| NEW 800-887F | 1-1/2" FNPT (Female) Hi-Performance Air Purger - Kit | 455.00 | 1 |
| 800-887M | 1-1/2" MNPT (Male) Hi-Performance Air Purger - Kit | 460.00 | 1 |
| 800-887S | 1-1/2" SWT (Solder) Hi-Performance Air Purger - Kit | 450.00 | 1 |
| NEW 800-887P | 1-1/2" LegendPress™ Hi-Performance Air Purger - Kit | 474.00 | 1 |

*Uses next larger size body style

Did you know? Legend does not have a minimum order.

HS-808 Hydraulic Separator



The HS-808 allows for a simple, efficient and economical method of “hydraulic separation in hydronic systems. Enjoy all the benefits of “primary/secondary” system piping; eliminate circuit to circuit (zone distribution) and circuit to heating or cooling source flow (hydraulic) interference and simplify system design and analysis; without the complicated and costly “close spaced tees” piping. In many cases the use of a hydraulic separator eliminates the need for a “primary” circulator, and the installation and operating cost associated with it. Additional benefits of the HS-808 include system air removal via the included automatic high capacity air vent and debris collection and removal via the included purge valve. All sizes feature union connections for ease of installation and maintenance. Attractive, compact and form fitting insulation is provided with each unit.

Key Features at a Glance

- High capacity field serviceable automatic air vent has built-in check valve
- Garden hose thread clean-out valve
- Union style connections
- Compact insulation jacket
- Use LEGENDConnect™ system

The HS-808 simplifies system piping for easier installation, design and analysis. In many cases eliminating the need for a “primary” circulator.

HS-808 HYDRAULIC SEPARATOR

HS-808 Kit

ISO 9002







| Part No. | | List Price | Qty. |
|-------------------------------------------------------------------------------------------------------------------------------------------------------------------------------------------|-------------------------------------------------------|------------|------|
| HS-808 Hydraulic Separator Kits - Includes serviceable automatic air vent with check valve adapter, purge valve and insulation jacket. Connectors included in all kits list below. | | | |
| 800-835M | 1" MNPT (Male) Hydraulic Separator - Kit | 656.00 | 1 |
| 800-835F | 1" FNPT (Female) Hydraulic Separator - Kit* | 742.00 | 1 |
| 800-835S | 1" SWT (Solder) Hydraulic Separator - Kit | 650.00 | 1 |
| 800-835P | 1" LegendPress™ Hydraulic Separator - Kit* | 800.00 | 1 |
| 800-835VC | 1" Isolation Valve Comp Hydraulic Separator - Kit* | 848.00 | 1 |
| 800-835VF | 1" Isolation Valve FNPT Hydraulic Separator - Kit* | 812.00 | 1 |
| 800-836M | 1-1/4" MNPT (Male) Hydraulic Separator - Kit | 766.00 | 1 |
| 800-836F | 1-1/4" FNPT (Female) Hydraulic Separator - Kit | 786.00 | 1 |
| 800-836S | 1-1/4" SWT (Solder) Hydraulic Separator - Kit | 756.00 | 1 |
| 800-836P | 1-1/4" LegendPress™ Hydraulic Separator - Kit | 836.00 | 1 |
| 800-836VF | 1-1/4" Isolation Valve FNPT Hydraulic Separator - Kit | 820.00 | 1 |
| 800-837M | 1-1/2" MNPT (Male) Hydraulic Separator - Kit | 1100.00 | 1 |
| NEW 800-837F | 1-1/2" FNPT (Female) Hydraulic Separator - Kit | 1090.00 | 1 |
| 800-837S | 1-1/2" SWT (Solder) Hydraulic Separator - Kit | 1080.00 | 1 |
| NEW 800-837P | 1-1/2" LegendPress™ Hydraulic Separator - Kit | 1128.00 | 1 |
| 800-837U | 1-1/2" Union Hydraulic Separator - Kit** | 990.00 | 1 |
| 800-838U | 2" Union Hydraulic Separator - Kit** | 1250.00 | 1 |

*Uses next larger size body style

**Not part of the LEGENDConnect™ system

T-88 & HS-808 ACCESSORIES

| T-88 Air & Dirt Removal Kit | Part No. | List Price | Qty. |
|-------------------------------------------------------------------------------------|-------------------------------------------------------------------------------------------------------------------------------------------------------------------------------------------------------------------------------------------------------------------------------------------------------------------------------------------------------------------------------------------------------------------------------------------------------------------------------------------------------------------------------------------------------------------------------------------------------------------------------------------------------------------------------------------------------------------------------------------|-------------------------------------------------------|---------|
|  | <p>T-88 Magnetic Debris Remover – The magnet and housing replaces the automatic air vent on the top port of the bowl and slides down through the center of the internal stainless steel screen. During operation of the hydronic system, the magnet generates a powerful magnetic field that attracts ferrous debris out of the fluid stream as it passes through the body of the T-88. This is especially effective in older hydronic systems that contain steel or iron piping, cast iron radiators and/or cast iron boilers where ferrous oxide corrosion may have built up within system components over time. The magnet can be removed from the housing. Debris adhering to the housing is then released and is cleaned.</p> | | |
| | 800-881 | T-88 Magnetic Debris Remover w/ Housing | 85.00 1 |
| | | | |
| Expansion Tank / Fill Valve Tee | <p>Expansion Tank / Fill Valve System Connection – Designed to allow easy connection of an expansion tank and/or automatic fill valve (make-up water) to the hydronic system. The tee provides a convenient piping attachment point (1/2" MNPT), into the system, attaching to the top port of either the T-88 Air & Debris Eliminator or the HS-808 Hydraulic Separator, automatic air vent check valve attaches to the other end of the tee.</p> | | |
|  | | | |
| | 800-246 | Expansion Tank / Fill Valve Tee Connector - 1/2" MNPT | 38.00 1 |
| | | | |
| Fill and Purge Valve | <p>Replacement Fill & Purge Valve – Replacement fill & purge valve for T-88 and HS-808. Quarter-turn ball valve with tethered cap, garden hose thread (GHT) connection and EPDM gasket/O-ring seals.</p> | | |
|  | | | |
| | 800-802 | Replacement Fill & Purge Valve | 24.00 1 |
| | | | |
| Air Vent | <p>High Capacity Air Vent – Replacement air vent for T-88 and HS-808. Vent can be serviced by unthreading the cap.</p> | | |
|  | | | |
| | 800-245 | Replacement High Capacity Air Vent with Check Valve | 35.00 1 |

LMV-3 Three Way Mixing Valve



LMV-3 Three-Way Mixing Valve, is designed for use in hydronic heating and cooling systems. This valve is designed to provide a desired system fluid temperature by mixing fluid at a higher temperature from the heat source (typically a boiler) with fluid at a lower temperature returning from the heating zone. For cooling applications it can be installed to mix cooler fluid from the chiller (or other cooling water sources) with warmer fluid returning from the zones to achieve the desired system chilled fluid temperature.

Key Features at a Glance

- "Stand alone" option available
- Compatible with most popular mixing controllers
- Capable of "outdoor reset" or "set point" mixing strategies
- Economical method to employ multiple water temperatures on same project
- Utilizes LEGENDConnect™ system for variety of installation options

LMV-3 Three-Way Mixing Valve

Part No.

List Price

Qty.



LMV-3 Three-Way Mixing Valve Kit – Requires mixing valve actuator for proper system operations. Connector included in all kits listed below.

| | | | |
|-----------|---------------------------------------------------------|--------|---|
| 800-765F | 1" FNPT (Female) 3-way Mixing Valve - Kit | 208.50 | 1 |
| 800-765P | 1" LegendPress™ 3-way Mixing Valve - Kit | 237.50 | 1 |
| 800-765VC | 1" Iso Valve Compression 3-Way Mixing Valve - Kit | 261.50 | 1 |
| 800-765VF | 1" Iso Valve FNPT (Female) 3-Way Mixing Valve - Kit | 243.50 | 1 |
| 800-766M | 1-1/4" MNPT (Male) 3-Way Mixing Valve - Kit | 220.50 | 1 |
| 800-766S | 1-1/4" SWT (Solder) 3-Way Mixing Valve - Kit | 215.50 | 1 |
| 800-766F | 1-1/4" FNPT (Female) 3-way Mixing Valve - Kit | 230.50 | 1 |
| 800-766P | 1-1/4" LegendPress™ 3-Way Mixing Valve - Kit | 255.50 | 1 |
| 800-766VF | 1-1/4" Iso Valve FNPT (Female) 3-Way Mixing Valve - Kit | 247.50 | 1 |

Mixing Valve Actuator



Mixing Valve Actuators are compact and a very reliable design for use with the LMV-3 mixing valve. Two control options are available to utilize either "set point" or "outdoor reset" mixing strategies. Utilizes knurled brass nut for easy connection to the 3-way valve and colored LED lights to visually indicate movement and direction of actuator.

24V Floating Actuator – For use with the LMV-3 Mixing Valve. Must be paired with separate controller that can provide a 24V output signal (sold separately).

| | | | |
|---------|--------------------------------------|--------|---|
| 800-761 | Mixing Valve Actuator – 24V Floating | 254.16 | 1 |
|---------|--------------------------------------|--------|---|



Stand-Alone Actuator – For use with the LMV-3 Mixing Valve. Contains built-in, proportional – integral (PI) control that uses feedback from the pre-wired temperature probe (included) to control position of 3-way mixing valve for desired output temperature. No need to connect to separate control box or system.


| | | | |
|---------|-------------------------------------|--------|---|
| 800-762 | Mixing Valve Actuator - Stand Alone | 436.66 | 1 |
|---------|-------------------------------------|--------|---|

AF-480
Auto Fill With Backflow Preventer



The AF-480 reduces the feed pressure from the make-up system to the lower operating pressure of the hydronic system. The backflow preventer allows for a safe connection between the two systems by preventing any possibility of back flow from the hydronic system into the potable water system. Set up is simple with the built-in pressure gauge; just dial in the desired system pressure to be maintained; from 7 to 45 psi. The gauge can be mounted on either side of the assembly for easy viewing in any mounting direction. The pressure reducing valve is fully serviceable with removable filter cartridge for easy cleaning or replacement.

- Key Features at a Glance**
- Built-In system pressure gauge
 - Adjustable from 7 to 45 psi (pre-set to 12 psi)
 - Fully serviceable with removable filter cartridge
 - ASSE 1012 certified to meet local codes

| Auto Fill with Backflow & Gauge | Part No. | Size | List Price | Qty. | |
|-------------------------------------------------------------------------------------|------------------------------------------------------------------------------------------------------------------------|------|------------------------------------------|--------|---|
|  | AF-480 Auto Fill with Backflow Preventer & Gauge – Compact, safe and easy to install automatic make-up water assembly. | | | | |
| | 800-841 | 1/2" | Auto Fill with Backflow and Gauge - FNPT | 190.00 | 1 |
| | 800-842 | 1/2" | Auto Fill with Gauge Only - FNPT | 121.00 | 1 |

Did you know? Legend ships every order within 24 hours guaranteed or you will receive 5% off of the order.

Heat Exchangers



Legend's BPHE is compatible with a variety of media:

Water
Oil
Organic solvents
Various antifreeze solutions (glycol mixtures, alcohols, etc.)


Legend's BPHE is designed to be used in a variety of applications; to include, but not limited to:

Hydronic heating and cooling (radiant floor, snow & ice melt)
Domestic water heating
Industrial fluid processing
Solar/Geothermal applications

Legend's HX Series Brazed Plate Heat Exchangers (BPHE) consist of acid-resistant stainless steel plates with a herringbone ridge pattern. The plates are arranged so that this pattern is in the opposite direction on each adjacent plate. At every point where the ridges intersect a copper vacuum brazed joint exists forming a separate flow path for the two media that exchange heat energy. The counter-current flow paths of the media and the vigorous turbulence caused by the ridges ensure maximum heat transfer.

Key Features at a Glance

- U.L. Listed
- High thermal efficiency
- High temperature (302° F) and pressure (435 psi) resistance
- High thermal efficiency
- High corrosion resistance
- No gasket seals
- Excellent flow characteristics
- Easy installation and less maintenance
- Very durable

| Heat Exchanger | Part No. | Size | List Price | Qty. | |
|-------------------------------------------------------------------------------------|------------------------------------------------------------------------------------------------------------------------------------------|------|------------------------------|--------|---|
|  | HX Series Heat Exchangers – Brazed plate heat exchanger (BPHE) 5" x 12" with MNPT connections and acid-resistant stainless steel plates. | | | | |
| | 807-001 | 3/4" | HX-100, 10 Plate; 50M BTU/H | 363.80 | 1 |
| | 807-071 | 1" | HX-100, 10 Plate; 50M BTU/H | 380.00 | 1 |
| | 807-002 | 3/4" | HX-200, 20 Plate; 100M BTU/H | 562.28 | 1 |
| | 807-072 | 1" | HX-200, 20 Plate; 100M BTU/H | 575.00 | 1 |
| | 807-003 | 3/4" | HX-300, 30 Plate; 150M BTU/H | 811.80 | 1 |
| | 807-073 | 1" | HX-300, 30 Plate; 150M BTU/H | 831.00 | 1 |

Compact Heat Exchanger



HX Series Compact Heat Exchangers — Brazed plate heat exchanger (BPHE) 3" x 7-1/2" with 3/4" MNPT connections and acid-resistant stainless steel plates.

| | | | | |
|---------|------|------------------------------|--------|---|
| 807-031 | 3/4" | HX-100B, 10 Plate; 40M BTU/H | 230.00 | 1 |
| 807-032 | 3/4" | HX-160B, 16 Plate; 70M BTU/H | 295.00 | 1 |
| 807-033 | 3/4" | HX-200B, 20 Plate; 90M BTU/H | 350.00 | 1 |


Zone Valves




Zone Valves LZV-2 and LZV-3 series motorized valves are used to control flow in chilled or hot water systems and low pressure steam systems up to 15 psi. The valve is driven by a hysteresis synchronous motor with spring return. Normally open actuator models are available upon request.

Key Features at a Glance

- Suitable for heating/cooling or low pressure steam systems
- Long life synchronous motor
- Stainless steel shaft with EPDM ball and seals
- Can be used on applications with high make up water
- Locking connection between valve body and actuator
- High differential pressure close-off, low noise

| 2-Way Zone Valve | Part No. | Size | | List Price | Qty. |
|-------------------------------------------------------------------------------------|----------------------------------------------------------------------------------------------|------|-----------------------------------|------------|------|
| ISO 9002 | LZV-2 Series Motorized Valve – 2-way zone valve, normally closed, solder (sweat) connection. | | | | |
|  | 800-703 | 1/2" | With End Switch, 3.8 CV Factor | 126.36 | 1 |
| | 800-704NE | 3/4" | Without End Switch, 5.4 CV Factor | 115.50 | 1 |
| | 800-704 | 3/4" | With End Switch, 5.4 CV Factor | 124.95 | 1 |
| | 800-705 | 1" | With End Switch, 8.0 CV Factor | 137.55 | 1 |
| | 800-706 | 1" | With End Switch, 11.7 CV Factor | 208.95 | 1 |
| | 800-710 | | Normally Open Actuator | 78.75 | 1 |
| | 800-709 | | Replacement 4-Wire Actuator | 78.75 | 1 |
| Order as replacement part for LZV-2 Series | | | | | |

| 3-Way Zone Valve | | | | | |
|-------------------------------------------------------------------------------------|-----------------------------------------------------------------------------|--------|-----------------------------|--------|---|
| ISO 9002 | LZV-3 Series Motorized Valve – 3-way zone valve, solder (sweat) connection. | | | | |
|  | 800-713 | 1/2" | 3.8 CV Factor | 127.05 | 1 |
| | 800-714 | 3/4" | 5.4 CV Factor | 131.25 | 1 |
| | 800-715 | 1" | 6.7 CV Factor | 152.25 | 1 |
| | 800-716 | 1-1/4" | 9.8 CV Factor | 241.50 | 1 |
| | 800-719 | | Replacement 2 Wire Actuator | 78.75 | 1 |
| Order as replacement part for LZV-3 Series | | | | | |

Gauges



Key Features at a Glance

- Adjustable reference temperature
- 0-75 psi
- 0-170 feet of head
- 40-200°F range option optimized for hydronic heating and cooling applications or 60-280°F temperature range standard option

GAUGES

| Rear Mount Gauge | Part No. | Size | List Price | Qty. |
|------------------|----------|------|------------|------|
| ISO 9001 | | | | |



T-825 Rear Mount Temperature and Pressure Gauge, MNPT.

| | | | | |
|---------|------|-----------------|-------|---|
| 800-662 | 1/4" | 40-200° F Range | 29.00 | 1 |
| 800-663 | 1/2" | 40-200° F Range | 30.00 | 1 |
| 800-673 | 1/2" | 60-280° F Range | 31.00 | 1 |

Bottom Mount Gauge

ISO 9001



T-825 Bottom Mount Temperature and Pressure Gauge, MNPT.

| | | | | |
|---------|------|-----------------|-------|---|
| 800-664 | 1/4" | 40-200° F Range | 29.00 | 1 |
| 800-665 | 1/2" | 40-200° F Range | 31.50 | 1 |
| 800-675 | 1/2" | 60-280° F Range | 31.00 | 1 |

Extended Probe Rear Mount

ISO 9001



T-825 Rear Mount Extended Probe Temperature and Pressure Gauge 1/2" MNPT, 3" Probe.

| | | | | |
|---------|------|-----------------|-------|---|
| 800-683 | 1/2" | 60-280° F Range | 31.00 | 1 |
|---------|------|-----------------|-------|---|

Extended Probe Bottom Mount


ISO 9001



T-825 Bottom Mount Extended Probe Temperature and Pressure Gauge 1/2" MNPT, 3" Probe.

| | | | | |
|---------|------|-----------------|-------|---|
| 800-684 | 1/2" | 60-280° F Range | 31.00 | 1 |
|---------|------|-----------------|-------|---|

GAUGES

| 2-1/2" Rear Mount Gauge | Part No. | Size | List Price | Qty. | |
|-----------------------------------------------------------------------------------|---------------------------------------------------------------------------------------------------|------|-----------------|-------|---|
| ISO 9001 | | | | | |
|  | T-825 Rear Mount Temperature and Pressure Gauge 2-1/2" Gauge ideal for boiler replacements. MNPT. | | | | |
| | 800-692 | 1/4" | 60–280° F Range | 23.00 | 1 |
| | 800-693 | 1/2" | 60–280° F Range | 25.00 | 1 |

T-820 TEST GAUGES

Side Mount Tester

ISO 9001

T-820 Air Pressure Tester, Side Mount - 100 psi, built in Schraeder valve.



| | | | | |
|---------|------|-------------------------------------|-------|---|
| 800-669 | 3/4" | FNPT Side Mount Air Pressure Tester | 36.00 | 1 |
| 800-668 | 1" | MNPT Side Mount Air Pressure Tester | 30.75 | 1 |

End Mount Tester

ISO 9001

T-820 Air Pressure Tester, end mount style is great for low profile applications. 1" thread MNPT allows direct connection to manifold, 0-100 psi built in Schraeder valve.



| | | | | |
|---------|----|------------------------------------|-------|---|
| 800-667 | 1" | MNPT End Mount Air Pressure Tester | 30.75 | 1 |
|---------|----|------------------------------------|-------|---|

Water Pressure Tester

ISO 9001

T-820 Water Pressure Tester, garden hose thread connection to allow for easy plumbing system pressure testing.



| | | | | |
|---------|------|---------------------------|-------|---|
| 800-660 | 3/4" | GHT Water Pressure Tester | 14.00 | 1 |
|---------|------|---------------------------|-------|---|

Temperature Gauge with Thermowell

ISO 9001

Temperature Gauge with Thermowell — 1" probe, 60°F - 280°F. Temperature gauge is easily removable without loss of system pressure.



| | | | | |
|---------|----|------------------------|-------|---|
| 800-653 | 2" | 1/2" MNPT Thermowell | 18.90 | 1 |
| 800-652 | 3" | 1/2" MNPT Thermowell | 21.00 | 1 |
| 800-655 | 2" | 3/4" Solder Thermowell | 21.00 | 1 |
| 800-654 | 3" | 3/4" Solder Thermowell | 21.99 | 1 |

AMBIANCE™



Radiant heating and cooling ceiling panels

AMBIANCE™ is a ceiling based radiant panel system that can be used for heating or cooling applications. AMBIANCE™ consists of 2x2 or 2x4 steel panels that fit in standard suspended ceiling grid systems. The panels incorporate aluminum heat transfer plates that conduct heat to or from the panel surface. Copper or PEX tube is connected to the heat transfer plates via flexible braided connectors. The panels are then connected in series to a manifold supplying heated or chilled water.

An AMBIANCE™ system can easily accommodate as many temperature zones and controls as needed.

Key Features at a Glance

- Fits in standard 2x2 and 2x4 ceiling grid systems
- Works for heating and cooling applications
- Great for new construction or existing ceiling retrofits
- Great for large, multi-level buildings or smaller residential spaces
- Excellent supplemental heat for foyers, basements, entryways, etc.



AMBIANCE™ panels can be used for commercial environments supplying zoned heating and cooling efficiently. In multi-floor buildings, AMBIANCE™ can reduce plenum space and result in 5-10% more usable building space. AMBIANCE™ panels can be used to provide supplemental heat in small spaces where design constraints do not allow for sufficient heat. Entryways, foyers, bathrooms, and windowed areas are common applications where supplemental heat is needed to provide comfort.

MECHPanels™




Designed and manufactured to fit your project specifications

The Legend Hydronics MechPanels™ are assembled and tested in our factory and shipped direct to the project ready for installation. All Legend Hydronics MechPanels are temperature and pressure tested to ensure leak free, quality connections. All wiring and electrical connections & circuits are also 100% tested*. Why spend unnecessary time at the jobsite when you can simply hang the MechPanel on the wall, make the major connections, commission the project and leave. The Legend Hydronics MechPanels will save you time and money.

Service manual included – wiring and piping schematics, equipment specifications, unpacking, installation, and operation instructions.

Key Features at a Glance

- Zone Distribution – with circulators and/or valves
- Primary Piping - heating/cooling source included
- Residential projects
- Commercial Skids – snow & ice melt systems
- Controls included and pre-wired



Our MechPanels™ offer a “just right” solution for every project whatever the scale.

MechPanels™ use stainless steel backing for an attractive, clean, professional appearance.

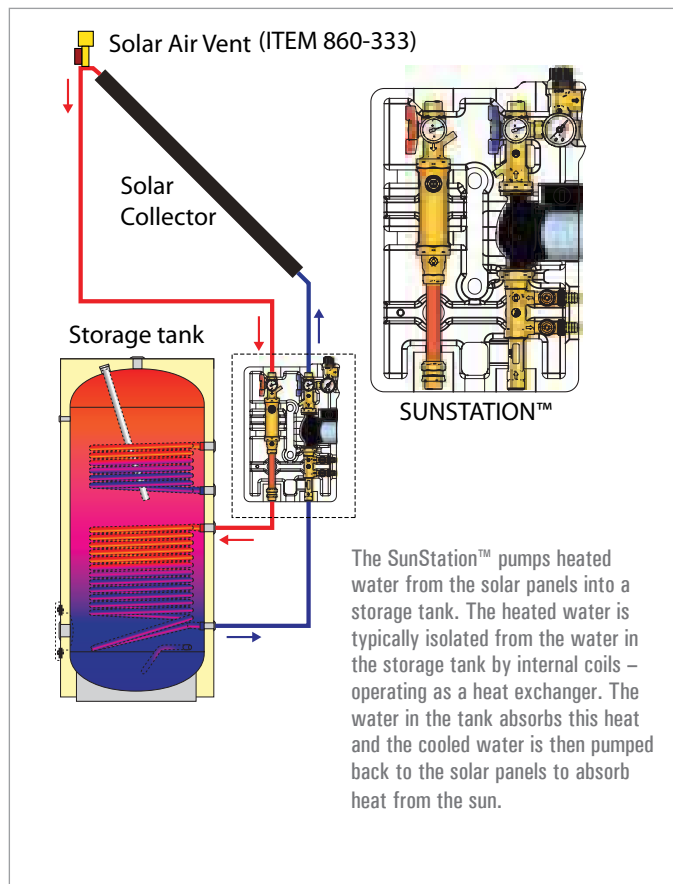
SUNSTATION™

Legend Hydronics' space and labor saving SP-20 SunStation™ Pump System is state of the art.

The "heart" of any solar thermal heating system is its pump system and SunStation's compact, lightweight design makes it easy to install and maintain. The insulation shell ensures effective thermal insulation, easy access and an attractive appearance. Proven for many years in European applications, the cost-effective SunStation™ Pump includes flow gauge, fill & purge valves, circulator, balancing valve, supply & return isolation valves with built-in check, manual air vent, supply & return temperature gauges, pressure gauge and pressure relief valve with drain port.

Key Features at a Glance

- Isolation valves with integrated thermometers
- 2 piece insulation shell included
- Electronic control unit (ordered separately)
- Built-in flow meter
- Fill and purge valves
- Pressure relief with drain port



The SP-20 Unit provides automatic control of the solar pumping station. The unit monitors temperature sensors mounted on the solar panels and in the storage tank. When the solar panel temperature is greater than the storage tank, the pump operates, heating the water in the tank. At night or in cold conditions the pump remains off, preserving the heat accumulated in the tank. The controller also logs operating parameters providing information on the amount of energy saved and collected over time.



SunStation™ Compact Solar Pumping Station

ISO 9002



SP-20 Dual line solar pump

Includes flow gauge, fill & purge valves, circulator, balancing valve, supply & return isolation valves with built-in check, manual air vent, supply & return temperature gauges, pressure gauge and pressure relief valve with drain port.

Part No. 860-020

List Price 1575.00

Connection Kit for SP-20 SunStation™

ISO 9002



Connection Kit for SP-20 SunStation™ – Contains 6 adapters for panel supply & return, tank supply/return, expansion tank, and overpressure blow-off.

| | Part No. | List Price |
|---------------------------------|----------|------------|
| 1/2" Compression Connection Kit | 860-023 | 90.00 |
| 3/4" Compression Connection Kit | 860-024 | 115.00 |
| 1" Compression Connection Kit | 860-025 | 165.00 |

Control Unit for SP-20 SunStation™

ISO 9002



SP-20 Electronic Control Unit

The SP-20 Electronic Control provides automatic control of the SP-20 SunStation™.

Part No. 860-100

List Price 625.00

Air Vent

ISO 9002



Solar Air Vent and Valve Kit

Air Vent – High temperature (356° F) and high capacity air vent for solar applications. Includes isolation ball valve for servicing air vent.

Part No. 860-333

List Price 105.45

VersaTherm™



Main Panels (VT-MP)

Use to calculate
number of panels:

Panel Size = 31-1/2 in. x 15-3/4 in. = (496) 3.44 ft² (10 panels per box)

$$\frac{\text{Project square footage}}{\text{Panel Size}} \times 0.233 = \frac{\text{Number of main panels needed}}{\text{Number of main panels needed}} \text{ (Round Up)}$$

EXAMPLE: 400 ft² x 0.233 = 93.2 or (94)

Use to calculate
number of cases:

$$\frac{\text{Number of main panels needed}}{\text{Number of main panels needed}} \div 10 = \frac{\text{Number of cases needed}}{\text{Number of cases needed}} \text{ (Round Up)}$$

EXAMPLE: 94 panels ÷ 10 = 9.4 or (10) boxes



Return Panels (VT-RP)

Use to calculate
number of panels:

Panel Size = 15-3/4 in. x 15-3/4 in. = (248) 1.72 ft² (20 panels per box)

$$\frac{\text{Project square footage}}{\text{Panel Size}} \times 0.117 = \frac{\text{Number of main panels needed}}{\text{Number of main panels needed}} \text{ (Round Up)}$$

EXAMPLE: 400 ft² x 0.117 = 46.8 or (47)

Use to calculate
number of cases:

$$\frac{\text{Number of main panels needed}}{\text{Number of main panels needed}} \div 20 = \frac{\text{Number of cases needed}}{\text{Number of cases needed}} \text{ (Round Up)}$$

EXAMPLE: 47 panels ÷ 20 = 2.35 or (3) boxes

QuickTherm™



Use to calculate
number of panels:

QT100 (1") Panel Size = 2' x 4' = 8 ft² (18 panels per bundle)

QT200 (2") Panel Size = 2' x 4' = 8 ft² (10 panels per bundle)

$$\frac{\text{Project square footage}}{\text{Panel Size}} \div 8 = \frac{\text{Number of QT panels needed}}{\text{Number of QT panels needed}} \text{ (Round Up)}$$

EXAMPLE: 3500 ft ÷ 8 = 437.5 or (438) panels

Use to calculate
number of bundles:

$$\frac{\text{Number of QT panels needed}}{\text{Number of QT panels needed}} \div (18 \text{ or } 10) = \frac{\text{Number of bundles needed}}{\text{Number of bundles needed}} \text{ (Round Up)}$$

EXAMPLE: 438 ÷ 10 (QT 200) = 43.8 or (44) bundles

Notes: The project square footage includes only the area of the room or project space that is to be covered by tubing. Do not include areas under cabinets or any areas that will not receive tubing.

PROJECT DESIGN IS HIGHLY RECOMMENDED WITH VERSATHERM.

Downstream Thinking® guarantees you
the right product when you need it.



1954 HDPE
(HIGH DENSITY POLYETHYLENE)
TUBE FIRST TESTED



1965 ENGEL PATENT, PEXa



1967 PEXa PRODUCTION
FOR POTABLE
WATER SYSTEMS

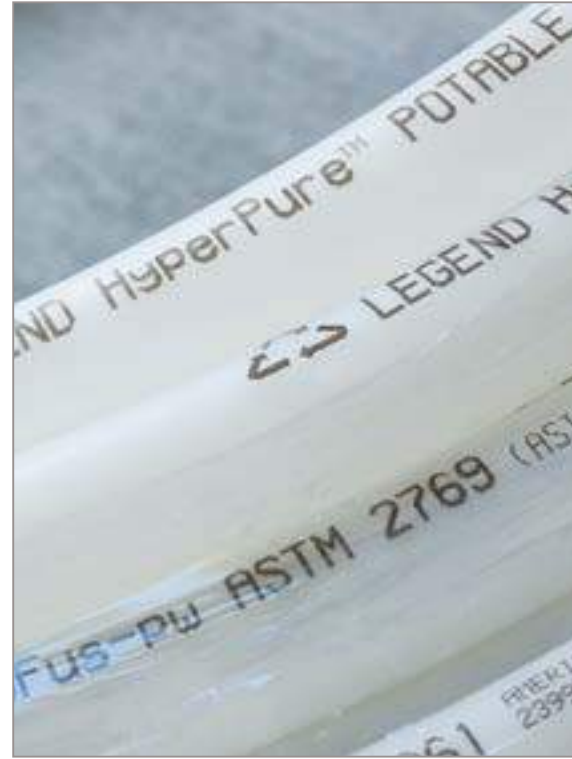


1981 PE-RT
FIRST DEVELOPED



1984 ASTM F 876/877
PUBLISHED

HyperPure™ Bimodal Polyethylene Raised Temperature (PE-RT) tubing is strong, flexible and pure. Utilizing modern resin technology HyperPure™ is the first flexible plastic hot and cold water tube that does not need to be crosslinked. No additional additives or processes are necessary making the tube pure, 100% recyclable and fusible.



1989 CSA 137.5
PUBLISHED
FOR PEXb & PEXc



2005 PEX USAGE
OVERTAKES
COPPER IN US



2009 CALIFORNIA
APPROVES PEX



2012 DOW PATENTS
HYPERPURE™ 2399
ADDED TO IPC & UPC
PLUMBING CODE



2015 LEGEND
MANUFACTURES PE-RT
POTABLE WATER TUBING

HyperPure™

200 psi @ 73°F
100 psi @ 180°F
cNSFus-pw
ASTM 2769 (ASTM
876/877 equivalent)



CL 5 (chlorine level 5)
AWWA C901
CSA B137.18
SDR-9

Certification & Packaging Information


IPC, UPC 2012 and 2015 National plumbing codes, certified by ICC - ES PMG to IPC, IRC and UPC


HyperPure™ coils are shrink-wrapped in UV-resistant plastic. The tubing can be pulled from the center of the coil while the wrap holds the tube from uncoiling.


HyperPure™ coils and sticks are marked from 0 feet to its total length in 5 foot increments. This allows the installer to know exactly how much tube he is using so he can minimize any scrap material.


Compliant with fittings specified by ASTM F 1807 / 2098 / 2159 / 2080





| HyperPure™ 1/4" & 3/8" PE-RT Tubing | NEW | Part No. | Size | Configuration | Length | List Price | Pack |
|-----------------------------------------------------------------------------------|-----|-------------|------|----------------------------------------|--------|------------|------|
|  | | 500-14-100 | 1/4" | Bi-modal PE-RT Tube 100' Coil Natural | 100' | 51.00 | 1 |
| | | 500-38-100 | 3/8" | Bi-modal PE-RT Tube 100' Coil Natural | 100' | 56.20 | 1 |
| | | 500-38-500 | 3/8" | Bi-modal PE-RT Tube 500' Coil Natural | 500' | 281.00 | 1 |
| | | 500-38-1000 | 3/8" | Bi-modal PE-RT Tube 1000' Coil Natural | 1000' | 562.00 | 1 |

| HyperPure™ 1/2" PE-RT Tubing | NEW | Part No. | Size | Configuration | Length | List Price | Pack |
|-----------------------------------------------------------------------------------|-----|--------------|------|----------------------------------------|--------|------------|------|
|  | | 500-12-10 | 1/2" | Bi-modal PE-RT Tube 10' Stick Natural | 10' | 4.94 | 25 |
| | | 500-12-10B | 1/2" | Bi-modal PE-RT Tube 10' Stick Blue | 10' | 4.94 | 25 |
| | | 500-12-10R | 1/2" | Bi-modal PE-RT Tube 10' Stick Red | 10' | 4.94 | 25 |
| | | 500-12-20 | 1/2" | Bi-modal PE-RT Tube 20' Stick Natural | 20' | 9.88 | 25 |
| | | 500-12-20B | 1/2" | Bi-modal PE-RT Tube 20' Stick Blue | 20' | 9.88 | 25 |
| | | 500-12-20R | 1/2" | Bi-modal PE-RT Tube 20' Stick Red | 20' | 9.88 | 25 |
| | | 500-12-100 | 1/2" | Bi-modal PE-RT Tube 100' Coil Natural | 100' | 49.40 | 1 |
| | | 500-12-100B | 1/2" | Bi-modal PE-RT Tube 100' Coil Blue | 100' | 49.40 | 1 |
| | | 500-12-100R | 1/2" | Bi-modal PE-RT Tube 100' Coil Red | 100' | 49.40 | 1 |
| | | 500-12-300 | 1/2" | Bi-modal PE-RT Tube 300' Coil Natural | 300' | 148.20 | 1 |
| | | 500-12-300B | 1/2" | Bi-modal PE-RT Tube 300' Coil Blue | 300' | 148.20 | 1 |
| | | 500-12-300R | 1/2" | Bi-modal PE-RT Tube 300' Coil Red | 300' | 148.20 | 1 |
| | | 500-12-500 | 1/2" | Bi-modal PE-RT Tube 500' Coil Natural | 500' | 247.00 | 1 |
| | | 500-12-500B | 1/2" | Bi-modal PE-RT Tube 500' Coil Blue | 500' | 247.00 | 1 |
| | | 500-12-500R | 1/2" | Bi-modal PE-RT Tube 500' Coil Red | 500' | 247.00 | 1 |
| | | 500-12-1000 | 1/2" | Bi-modal PE-RT Tube 1000' Coil Natural | 1000' | 494.00 | 1 |
| | | 500-12-1000B | 1/2" | Bi-modal PE-RT Tube 1000' Coil Blue | 1000' | 494.00 | 1 |
| | | 500-12-1000R | 1/2" | Bi-modal PE-RT Tube 1000' Coil Red | 1000' | 494.00 | 1 |


| HyperPure™ 3/4" PE-RT Tubing | NEW | Part No. | Size | Configuration | Length | List Price | Pack |
|------------------------------------------------------------------------------------|-----|-------------|------|---------------------------------------|--------|------------|------|
|  | | 500-34-10 | 3/4" | Bi-modal PE-RT Tube 10' Stick Natural | 10' | 9.12 | 25 |
| | | 500-34-10B | 3/4" | Bi-modal PE-RT Tube 10' Stick Blue | 10' | 9.12 | 25 |
| | | 500-34-10R | 3/4" | Bi-modal PE-RT Tube 10' Stick Red | 10' | 9.12 | 25 |
| | | 500-34-20 | 3/4" | Bi-modal PE-RT Tube 20' Stick Natural | 20' | 18.23 | 25 |
| | | 500-34-20B | 3/4" | Bi-modal PE-RT Tube 20' Stick Blue | 20' | 18.23 | 25 |
| | | 500-34-20R | 3/4" | Bi-modal PE-RT Tube 20' Stick Red | 20' | 18.23 | 25 |
| | | 500-34-100 | 3/4" | Bi-modal PE-RT Tube 100' Coil Natural | 100' | 91.15 | 1 |
| | | 500-34-100B | 3/4" | Bi-modal PE-RT Tube 100' Coil Blue | 100' | 91.15 | 1 |

| HyperPure™ 3/4" PE-RT Tubing (cont.) | NEW | Part No. | Size | Configuration | Length | List Price | Pack |
|-----------------------------------------------------------------------------------|-----|--------------|------|----------------------------------------|--------|------------|------|
|  | | 500-34-100R | 3/4" | Bi-modal PE-RT Tube 100' Coil Red | 100' | 91.15 | 1 |
| | | 500-34-300 | 3/4" | Bi-modal PE-RT Tube 300' Coil Natural | 300' | 273.45 | 1 |
| | | 500-34-300B | 3/4" | Bi-modal PE-RT Tube 300' Coil Blue | 300' | 273.45 | 1 |
| | | 500-34-300R | 3/4" | Bi-modal PE-RT Tube 300' Coil Red | 300' | 273.45 | 1 |
| | | 500-34-500 | 3/4" | Bi-modal PE-RT Tube 500' Coil Natural | 500' | 455.75 | 1 |
| | | 500-34-500B | 3/4" | Bi-modal PE-RT Tube 500' Coil Blue | 500' | 455.75 | 1 |
| | | 500-34-500R | 3/4" | Bi-modal PE-RT Tube 500' Coil Red | 500' | 455.75 | 1 |
| | | 500-34-1000 | 3/4" | Bi-modal PE-RT Tube 1000' Coil Natural | 1000' | 911.50 | 1 |
| | | 500-34-1000B | 3/4" | Bi-modal PE-RT Tube 1000' Coil Blue | 1000' | 911.50 | 1 |
| | | 500-34-1000R | 3/4" | Bi-modal PE-RT Tube 1000' Coil Red | 1000' | 911.50 | 1 |

| HyperPure™ 1" PE-RT Tubing | NEW | Part No. | Size | Configuration | Length | List Price | Pack |
|-----------------------------------------------------------------------------------|-----|-------------|------|---------------------------------------|--------|------------|------|
|  | | 500-10-10 | 1" | Bi-modal PE-RT Tube 10' Stick Natural | 10' | 18.80 | 15 |
| | | 500-10-10B | 1" | Bi-modal PE-RT Tube 10' Stick Blue | 10' | 18.80 | 15 |
| | | 500-10-10R | 1" | Bi-modal PE-RT Tube 10' Stick Red | 10' | 18.80 | 15 |
| | | 500-10-20 | 1" | Bi-modal PE-RT Tube 20' Stick Natural | 20' | 37.60 | 15 |
| | | 500-10-20B | 1" | Bi-modal PE-RT Tube 20' Stick Blue | 20' | 37.60 | 15 |
| | | 500-10-20R | 1" | Bi-modal PE-RT Tube 20' Stick Red | 20' | 37.60 | 15 |
| | | 500-10-100 | 1" | Bi-modal PE-RT Tube 100' Coil Natural | 100' | 188.00 | 1 |
| | | 500-10-100B | 1" | Bi-modal PE-RT Tube 100' Coil Blue | 100' | 188.00 | 1 |
| | | 500-10-100R | 1" | Bi-modal PE-RT Tube 100' Coil Red | 100' | 188.00 | 1 |
| | | 500-10-300 | 1" | Bi-modal PE-RT Tube 300' Coil Natural | 300' | 564.00 | 1 |
| | | 500-10-300B | 1" | Bi-modal PE-RT Tube 300' Coil Blue | 300' | 564.00 | 1 |
| | | 500-10-300R | 1" | Bi-modal PE-RT Tube 300' Coil Red | 300' | 564.00 | 1 |
| | | 500-10-500 | 1" | Bi-modal PE-RT Tube 500' Coil Natural | 500' | 940.00 | 1 |
| | | 500-10-500B | 1" | Bi-modal PE-RT Tube 500' Coil Blue | 500' | 940.00 | 1 |
| | | 500-10-500R | 1" | Bi-modal PE-RT Tube 500' Coil Red | 500' | 940.00 | 1 |

| HyperPure™ 1-1/4" PE-RT Tubing | NEW | Part No. | Size | Configuration | Length | List Price | Pack |
|------------------------------------------------------------------------------------|-----|------------|--------|---------------------------------------|--------|------------|------|
|  | | 500-114-20 | 1-1/4" | Bi-modal PE-RT Tube 20' Stick Natural | 20' | 75.00 | 5 |

| HyperPure™ 1-1/2" PE-RT Tubing | NEW | Part No. | Size | Configuration | Length | List Price | Pack |
|------------------------------------------------------------------------------------|-----|------------|--------|---------------------------------------|--------|------------|------|
|  | | 500-112-20 | 1-1/2" | Bi-modal PE-RT Tube 20' Stick Natural | 20' | 92.95 | 5 |

| HyperPure™ 2" PE-RT Tubing | NEW | Part No. | Size | Configuration | Length | List Price | Pack |
|------------------------------------------------------------------------------------|-----|-----------|------|---------------------------------------|--------|------------|------|
|  | | 500-20-20 | 2" | Bi-modal PE-RT Tube 20' Stick Natural | 20' | 180.50 | 5 |

| Cinch Clamp Tool | NEW | Part No. | Size | Configuration | Length | List Price | Pack |
|------------------|-----|----------|------|---------------|--------|------------|------|
|------------------|-----|----------|------|---------------|--------|------------|------|



The Legend Cinch Clamp Tool is for use with stainless steel cinch clamps in combination with brass insert fittings, compliant to ASTM F 1807 or plastic insert fittings, compliant to ASTM F 2098. Use with ASTM F 2769 & F 876/877 flexible tubing (size ranges from 3/8" to 1"). Steel construction with plastic grips. Includes gauge for calibrating the tool.

| | | | | |
|---------|------------|----------------------------------------------------|--------|---|
| 508-260 | 3/8" to 1" | Stainless steel cinch clamp tool (ASTM F1807/2098) | 198.92 | 1 |
|---------|------------|----------------------------------------------------|--------|---|

| One Hand Cinch Clamp Tool | NEW |
|---------------------------|-----|
|---------------------------|-----|



The Legend One Hand Cinch Clamp Tool is for use with stainless steel cinch clamps in combination with brass insert fittings, compliant to ASTM F 1807 or plastic insert fittings, compliant to ASTM F 2098. Use with ASTM F 2769 & F 876/877 flexible tubing (size ranges from 3/8" to 1"). Includes LED light to indicate cinch is complete. Battery for LED and gauge for calibrating the tool are included. Steel construction with plastic grips.

| | | | | |
|---------|------------|---------------------------------------------------------------------------|--------|---|
| 508-261 | 3/8" to 1" | One hand stainless steel cinch clamp tool w/ LED light (ASTM F 1807/2098) | 277.75 | 1 |
|---------|------------|---------------------------------------------------------------------------|--------|---|

| Crimp Tool Set | NEW |
|----------------|-----|
|----------------|-----|



The Legend Crimp Tool Set includes 3/8", 1/2", 3/4" & 1" adapters, go/no go gauge, open-end wrench and replacement screws. Packaged in plastic storage case. For use with copper crimp rings in combination with brass insert fittings, compliant to ASTM F 1807 or plastic insert fittings, compliant to ASTM F 2098. Use with ASTM F 2769 & F 876/877 flexible tubing (size ranges from 3/8" to 1"). Steel construction with plastic grips.

| | | | | |
|---------|------------|-----------------------------------------------------------------------------------------|--------|---|
| 508-280 | 3/8" to 1" | Crimp tool set for copper crimp ring, includes go/no go gauge & case (ASTM F 1807/2098) | 516.25 | 1 |
|---------|------------|-----------------------------------------------------------------------------------------|--------|---|

| | | | | |
|---------|------------|--------------------------------------------------|-------|----|
| 508-255 | 3/8" to 1" | Go/no go gauge for 3/8" to 1" copper crimp rings | 12.45 | 25 |
|---------|------------|--------------------------------------------------|-------|----|

| Large Diameter Crimp Tool Set | NEW |
|-------------------------------|-----|
|-------------------------------|-----|



The Legend Large Diameter Crimp Tool Set with indicator light includes 1-1/4", 1-1/2", & 2" adapters, go/no go gauge, 22 mm deep well socket, allen wrench, batteries and replacement screws. Packaged in plastic storage case. For use with copper and crimp rings in combination with brass insert fittings, compliant to ASTM F 1807 or plastic insert fittings, compliant to ASTM F 2098. Use with ASTM F 2769 & F 876/877 flexible tubing (size ranges from 1 1/4" to 2"). Steel construction with plastic grips.

| | | | | |
|---------|--------------|--------------------------------------------------------------------------------------------------------|--------|---|
| 508-281 | 1-1/4" to 2" | Large crimp tool set for copper crimp ring includes adapters, go/no go gauge & case (ASTM F 1807/2098) | 527.35 | 1 |
|---------|--------------|--------------------------------------------------------------------------------------------------------|--------|---|

| | | | | |
|---------|--------------|----------------------------------------------------|-------|---|
| 508-256 | 1-1/4" to 2" | Go/no go gauge for 1-1/4" to 2" copper crimp rings | 18.72 | 1 |
|---------|--------------|----------------------------------------------------|-------|---|

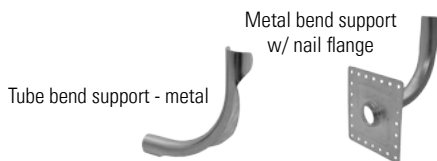
Plastic Tube Cutter

| Part No. | Size | Configuration | Length | List Price | Pack |
|----------------------------------------------------------------------------------------------------|------|-------------------------------------------------|--------|------------|------|
| Tube Cutter with one replacement blade cuts up to 2" plastic tubing. For PE-RT, PEX, CPVC and PVC. | | | | | |
| 800-250 | | Tube Cutter - PE-RT & PEX up to 2" | | 30.00 | 1 |
| 800-252 | | Replacement Blade for Tube Cutter | | 15.00 | 1 |
| 800-251 | | Ratchet Tube Cutter - CPVC and PVC up to 1-1/2" | | 70.00 | 1 |
| 800-253 | | Replacement Blade for Ratchet Tube Cutter | | 20.00 | 1 |

Tube Bend Support, Plastic**NEW**

Durable plastic bend support with rail tab for securing to studs & joists when routing flexible plastic tubing in plumbing installations for 1/2", 3/4" and 1" sizes.

| | | | |
|---------|------|------------------------------------|------|
| 509-003 | 1/2" | Plastic Bend Support with Nail Tab | 1.24 |
| 509-004 | 3/4" | Plastic Bend Support with Nail Tab | 3.03 |
| 509-005 | 1" | Plastic Bend Support with Nail Tab | 5.53 |

Tube Bend Support, Metal**NEW**

| | | | |
|---------|------|-------------------------------------|------|
| 509-013 | 1/2" | Metal Bend Support | 1.93 |
| 509-014 | 3/4" | Metal Bend Support | 2.89 |
| 509-023 | 1/2" | Metal Bend Support with Nail Flange | 3.25 |

Tube Talon Fastener

Plastic talon hook with nail included secures tubing to wooden surfaces. Ideal for neatly routing and attaching flexible plastic tubing to floor joists and wall studs. For CTS 1/2", 3/4" and 1". Sold in bags of 100.

| | | | | |
|---------|------|------------|-------|-----|
| 800-373 | 1/2" | Tube Talon | 14.00 | 100 |
| 800-374 | 3/4" | Tube Talon | 18.00 | 100 |
| 800-375 | 1" | Tube Talon | 27.00 | 100 |

Tube Isolation Clamp

Plastic tube fastener for isolating flexible plastic tube as it passes through building floor joists and wall studs. Protects tubing from sharp or hard surfaces, ideal for plumbing and hydronic piping. Includes two pre-drilled screw holes, fits CTS 1/2", 3/4" and 1". Sold in bags of 100.

| | | | | |
|---------|------|----------------------|-------|-----|
| 800-513 | 1/2" | Tube Isolation Clamp | 18.00 | 100 |
| 800-514 | 3/4" | Tube Isolation Clamp | 20.00 | 100 |
| 800-515 | 1" | Tube Isolation Clamp | 32.00 | 100 |

Standard Tube Clamp

Plastic tube fastener for securing flexible plastic tube to solid surfaces, floor joists and wall studs. Protects and keeps tubing straight when routing in plumbing and hydronic piping. Includes two pre-drilled screw holes, fits CTS 1/2", 3/4" and 1". Sold in bags of 100.

| | | | | |
|---------|------|---------------------|-------|-----|
| 800-523 | 1/2" | Standard Tube Clamp | 18.00 | 100 |
| 800-524 | 3/4" | Standard Tube Clamp | 20.00 | 100 |
| 800-525 | 1" | Standard Tube Clamp | 27.00 | 100 |

INDEX BY PART NUMBER

| | | | | | | | | | |
|----------------|----|----------------|----|----------------|----|----------------|----|----------------|----|
| 101-000..... | 21 | 101-045NL..... | 10 | 101-095..... | 86 | 101-227..... | 14 | 101-420NL..... | 12 |
| 101-001..... | 21 | 101-046..... | 10 | 101-096..... | 17 | 101-227NL..... | 14 | 101-421..... | 12 |
| 101-003..... | 18 | 101-046NL..... | 10 | 101-096..... | 86 | 101-228..... | 14 | 101-421NL..... | 12 |
| 101-003NL..... | 18 | 101-047..... | 10 | 101-101..... | 10 | 101-228NL..... | 14 | 101-423..... | 13 |
| 101-004..... | 18 | 101-047NL..... | 10 | 101-101NL..... | 10 | 101-229..... | 14 | 101-423NL..... | 13 |
| 101-004NL..... | 18 | 101-048..... | 10 | 101-102..... | 10 | 101-230..... | 14 | 101-424..... | 13 |
| 101-005..... | 18 | 101-048NL..... | 10 | 101-102NL..... | 10 | 101-233..... | 14 | 101-424NL..... | 13 |
| 101-005NL..... | 18 | 101-053..... | 16 | 101-109..... | 10 | 101-233NL..... | 14 | 101-425..... | 13 |
| 101-006..... | 18 | 101-053NL..... | 16 | 101-109NL..... | 10 | 101-234..... | 14 | 101-425NL..... | 13 |
| 101-006NL..... | 18 | 101-054..... | 16 | 101-110..... | 10 | 101-234NL..... | 14 | 101-426..... | 13 |
| 101-007..... | 18 | 101-054NL..... | 16 | 101-110NL..... | 10 | 101-235..... | 14 | 101-426NL..... | 13 |
| 101-007NL..... | 18 | 101-055..... | 16 | 101-111..... | 10 | 101-235NL..... | 14 | 101-427..... | 13 |
| 101-008..... | 18 | 101-055NL..... | 16 | 101-111NL..... | 10 | 101-236..... | 14 | 101-427NL..... | 13 |
| 101-008NL..... | 18 | 101-056..... | 16 | 101-149..... | 87 | 101-236NL..... | 14 | 101-428..... | 13 |
| 101-009..... | 18 | 101-056NL..... | 16 | 101-149NL..... | 87 | 101-237..... | 14 | 101-428NL..... | 13 |
| 101-009NL..... | 18 | 101-057..... | 16 | 101-150..... | 86 | 101-237NL..... | 14 | 101-429..... | 13 |
| 101-010..... | 18 | 101-057NL..... | 16 | 101-150NL..... | 86 | 101-238..... | 14 | 101-429NL..... | 13 |
| 101-010NL..... | 18 | 101-058..... | 16 | 101-151..... | 87 | 101-238NL..... | 14 | 101-430..... | 13 |
| 101-011..... | 18 | 101-058NL..... | 16 | 101-151NL..... | 87 | 101-274..... | 17 | 101-430NL..... | 13 |
| 101-011NL..... | 18 | 101-061..... | 11 | 101-152..... | 87 | 101-274..... | 86 | 101-431..... | 13 |
| 101-013..... | 11 | 101-061NL..... | 11 | 101-152NL..... | 87 | 101-275..... | 17 | 101-431NL..... | 13 |
| 101-013NL..... | 11 | 101-062..... | 11 | 101-153..... | 87 | 101-275..... | 86 | 101-433NL..... | 16 |
| 101-014..... | 11 | 101-062NL..... | 11 | 101-153NL..... | 87 | 101-276..... | 17 | 101-434NL..... | 16 |
| 101-014NL..... | 11 | 101-063..... | 11 | 101-154..... | 87 | 101-276..... | 86 | 101-435NL..... | 16 |
| 101-015..... | 11 | 101-063NL..... | 11 | 101-154NL..... | 87 | 101-284..... | 18 | 101-441..... | 17 |
| 101-015NL..... | 11 | 101-064..... | 11 | 101-155..... | 87 | 101-285..... | 18 | 101-442..... | 17 |
| 101-016..... | 11 | 101-064NL..... | 11 | 101-155NL..... | 87 | 101-286..... | 18 | 101-443..... | 17 |
| 101-016NL..... | 11 | 101-065..... | 11 | 101-156..... | 86 | 101-294..... | 17 | 101-444..... | 17 |
| 101-017..... | 11 | 101-065NL..... | 11 | 101-156NL..... | 86 | 101-294..... | 86 | 101-445..... | 17 |
| 101-017NL..... | 11 | 101-066..... | 11 | 101-157..... | 87 | 101-295..... | 17 | 101-446..... | 17 |
| 101-018..... | 11 | 101-066NL..... | 11 | 101-157NL..... | 87 | 101-295..... | 86 | 101-447..... | 17 |
| 101-018NL..... | 11 | 101-067..... | 11 | 101-158..... | 87 | 101-296..... | 17 | 101-448..... | 17 |
| 101-019..... | 11 | 101-067NL..... | 11 | 101-158NL..... | 87 | 101-296..... | 86 | 101-453NL..... | 16 |
| 101-020..... | 11 | 101-068..... | 12 | 101-159..... | 87 | 101-300..... | 10 | 101-454NL..... | 16 |
| 101-021..... | 11 | 101-068NL..... | 12 | 101-159NL..... | 87 | 101-300NL..... | 10 | 101-455NL..... | 16 |
| 101-023..... | 10 | 101-069..... | 12 | 101-160..... | 87 | 101-323NL..... | 13 | 101-463NL..... | 20 |
| 101-023NL..... | 10 | 101-069NL..... | 12 | 101-160NL..... | 87 | 101-324NL..... | 13 | 101-464NL..... | 20 |
| 101-024..... | 10 | 101-070..... | 12 | 101-174..... | 18 | 101-325NL..... | 13 | 101-465NL..... | 20 |
| 101-024NL..... | 10 | 101-070NL..... | 12 | 101-174..... | 86 | 101-326NL..... | 13 | 101-503..... | 14 |
| 101-025..... | 10 | 101-074..... | 17 | 101-175..... | 18 | 101-327NL..... | 13 | 101-503NL..... | 14 |
| 101-025NL..... | 10 | 101-074..... | 86 | 101-175..... | 86 | 101-328NL..... | 13 | 101-504..... | 14 |
| 101-026..... | 10 | 101-075..... | 17 | 101-176..... | 18 | 101-333NL..... | 13 | 101-504NL..... | 14 |
| 101-026NL..... | 10 | 101-075..... | 86 | 101-176..... | 86 | 101-334NL..... | 13 | 101-505..... | 14 |
| 101-027..... | 10 | 101-076..... | 17 | 101-194..... | 18 | 101-335NL..... | 13 | 101-505NL..... | 14 |
| 101-027NL..... | 10 | 101-076..... | 86 | 101-194..... | 86 | 101-336NL..... | 13 | 101-513..... | 14 |
| 101-028..... | 10 | 101-082..... | 12 | 101-195..... | 18 | 101-337NL..... | 13 | 101-513NL..... | 14 |
| 101-028NL..... | 10 | 101-082NL..... | 12 | 101-195..... | 86 | 101-338NL..... | 13 | 101-514..... | 14 |
| 101-033..... | 11 | 101-083..... | 12 | 101-196..... | 18 | 101-411..... | 12 | 101-514NL..... | 14 |
| 101-033NL..... | 11 | 101-083NL..... | 12 | 101-196..... | 86 | 101-411NL..... | 12 | 101-515..... | 14 |
| 101-034..... | 11 | 101-084..... | 12 | 101-209..... | 10 | 101-412..... | 12 | 101-515NL..... | 14 |
| 101-034NL..... | 11 | 101-084NL..... | 12 | 101-209NL..... | 10 | 101-412NL..... | 12 | 101-520..... | 21 |
| 101-035..... | 11 | 101-085..... | 12 | 101-210..... | 10 | 101-413..... | 12 | 101-520NL..... | 21 |
| 101-035NL..... | 11 | 101-085NL..... | 12 | 101-210NL..... | 10 | 101-413NL..... | 12 | 101-521..... | 21 |
| 101-036..... | 11 | 101-086..... | 12 | 101-211..... | 10 | 101-414..... | 12 | 101-521NL..... | 21 |
| 101-036NL..... | 11 | 101-086NL..... | 12 | 101-221..... | 13 | 101-414NL..... | 12 | 101-522..... | 21 |
| 101-037..... | 11 | 101-087..... | 12 | 101-221NL..... | 13 | 101-415..... | 12 | 101-522NL..... | 21 |
| 101-037NL..... | 11 | 101-087NL..... | 12 | 101-222..... | 13 | 101-415NL..... | 12 | 101-523..... | 21 |
| 101-038..... | 11 | 101-088..... | 12 | 101-222NL..... | 13 | 101-416..... | 12 | 101-523NL..... | 21 |
| 101-038NL..... | 11 | 101-088NL..... | 12 | 101-223..... | 13 | 101-416NL..... | 12 | 101-524..... | 21 |
| 101-039..... | 11 | 101-089..... | 12 | 101-223NL..... | 13 | 101-417..... | 12 | 101-524NL..... | 21 |
| 101-040..... | 11 | 101-089NL..... | 12 | 101-224..... | 13 | 101-417NL..... | 12 | 101-525..... | 21 |
| 101-043..... | 10 | 101-090..... | 12 | 101-224NL..... | 13 | 101-418..... | 12 | 101-525NL..... | 21 |
| 101-043NL..... | 10 | 101-090NL..... | 12 | 101-225..... | 13 | 101-418NL..... | 12 | 101-530..... | 21 |
| 101-044..... | 10 | 101-094..... | 17 | 101-225NL..... | 13 | 101-419..... | 12 | 101-530NL..... | 21 |
| 101-044NL..... | 10 | 101-094..... | 86 | 101-226..... | 14 | 101-419NL..... | 12 | 101-531..... | 21 |
| 101-045..... | 10 | 101-095..... | 17 | 101-226NL..... | 14 | 101-420..... | 12 | 101-531NL..... | 21 |

| | | | | |
|------------------|------------------|------------------|------------------|------------------|
| 101-532.....21 | 101-623.....15 | 102-115.....25 | 103-105NL.....30 | 104-469.....29 |
| 101-532NL.....21 | 101-624.....15 | 102-118.....24 | 103-106.....30 | 104-470.....29 |
| 101-533.....21 | 101-625.....15 | 102-119.....25 | 103-106NL.....30 | 104-471.....29 |
| 101-533NL.....21 | 101-633.....16 | 102-120.....25 | 103-107.....30 | 104-473.....29 |
| 101-534.....21 | 101-633NL.....16 | 102-121.....25 | 103-107NL.....30 | 104-473NL.....29 |
| 101-534NL.....21 | 101-634.....16 | 102-122.....25 | 103-108.....30 | 104-474.....29 |
| 101-535.....21 | 101-634NL.....16 | 102-212.....25 | 103-108NL.....30 | 104-474NL.....29 |
| 101-535NL.....21 | 101-635.....16 | 102-213.....25 | 103-113.....30 | 104-475.....29 |
| 101-540.....21 | 101-635NL.....16 | 102-312.....25 | 103-114.....30 | 104-475NL.....29 |
| 101-540NL.....21 | 101-643NL.....16 | 102-313.....25 | 103-115.....30 | 104-476.....29 |
| 101-541.....21 | 101-644NL.....16 | 102-314.....25 | 103-116.....30 | 104-476NL.....29 |
| 101-541NL.....21 | 101-645NL.....16 | 102-413.....25 | 103-117.....30 | 104-477.....29 |
| 101-543NL.....20 | 101-653.....16 | 102-414.....25 | 103-118.....30 | 104-477NL.....29 |
| 101-544NL.....20 | 101-653NL.....16 | 102-513.....25 | 104-301.....27 | 104-478.....29 |
| 101-545NL.....20 | 101-654.....16 | 102-514.....25 | 104-302.....27 | 104-478NL.....29 |
| 101-546NL.....20 | 101-654NL.....16 | 102-515.....25 | 104-303.....27 | 104-501.....26 |
| 101-547NL.....20 | 101-655.....16 | 102-522.....25 | 104-303NL.....27 | 104-502.....26 |
| 101-548NL.....20 | 101-655NL.....16 | 102-523.....25 | 104-304.....27 | 104-503.....26 |
| 101-550NL.....21 | 101-684NL.....17 | 102-612.....25 | 104-304NL.....27 | 104-504.....26 |
| 101-551NL.....21 | 101-703NL.....15 | 102-613.....25 | 104-305.....27 | 104-505.....26 |
| 101-563NL.....20 | 101-704NL.....15 | 102-614.....25 | 104-305NL.....27 | 104-506.....26 |
| 101-564NL.....20 | 101-705NL.....15 | 102-615.....25 | 104-306.....27 | 104-507.....26 |
| 101-565NL.....20 | 101-706NL.....15 | 102-616.....25 | 104-306NL.....27 | 104-508.....26 |
| 101-570.....17 | 101-707NL.....15 | 102-617.....25 | 104-307.....27 | 104-509.....26 |
| 101-573NL.....19 | 101-708NL.....15 | 102-618.....25 | 104-307NL.....27 | 104-510.....26 |
| 101-574NL.....19 | 101-723.....15 | 102-713.....25 | 104-308.....27 | 104-511.....26 |
| 101-576NL.....20 | 101-724.....15 | 102-714.....25 | 104-308NL.....27 | 104-603.....27 |
| 101-577NL.....20 | 101-725.....15 | 102-803.....69 | 104-309.....27 | 104-604.....27 |
| 101-578NL.....20 | 101-726.....15 | 102-804.....69 | 104-310.....27 | 104-605.....27 |
| 101-579NL.....19 | 101-727.....15 | 102-813.....69 | 104-311.....27 | 104-606.....27 |
| 101-580NL.....19 | 101-728.....15 | 102-814.....69 | 104-403.....28 | 104-607.....27 |
| 101-581NL.....19 | 101-733.....15 | 102-820.....69 | 104-403NL.....28 | 104-608.....27 |
| 101-582NL.....19 | 101-734.....15 | 102-821.....69 | 104-404.....28 | 104-609.....27 |
| 101-583NL.....19 | 101-735.....15 | 102-823.....69 | 104-404NL.....28 | 104-610.....27 |
| 101-584NL.....19 | 101-736.....15 | 102-824.....69 | 104-405.....28 | 104-611.....27 |
| 101-585NL.....19 | 101-737.....15 | 102-825.....69 | 104-405NL.....28 | 104-613.....26 |
| 101-586NL.....19 | 101-738.....15 | 102-827.....69 | 104-406.....28 | 104-614.....26 |
| 101-587NL.....19 | 101-931.....22 | 102-830.....69 | 104-406NL.....28 | 104-615.....26 |
| 101-588NL.....19 | 101-932.....22 | 102-833.....69 | 104-407.....28 | 104-616.....26 |
| 101-589NL.....19 | 101-933.....22 | 102-834.....69 | 104-407NL.....28 | 104-617.....26 |
| 101-590NL.....20 | 101-950.....22 | 102-836.....24 | 104-408.....28 | 104-618.....26 |
| 101-591NL.....20 | 101-951.....22 | 102-837.....24 | 104-408NL.....28 | 104-653.....26 |
| 101-592NL.....20 | 101-952.....22 | 102-840.....69 | 104-409.....28 | 104-654.....26 |
| 101-593NL.....19 | 101-953.....22 | 102-841.....69 | 104-410.....28 | 104-655.....26 |
| 101-594NL.....19 | 101-954.....22 | 102-843.....69 | 104-414.....27 | 104-656.....26 |
| 101-595NL.....19 | 101-955.....22 | 102-844.....69 | 104-415.....27 | 104-657.....26 |
| 101-596NL.....20 | 101-956.....22 | 102-850.....69 | 104-416.....27 | 104-658.....26 |
| 101-597NL.....20 | 101-957.....22 | 102-851.....69 | 104-417.....27 | 104-663.....26 |
| 101-598NL.....20 | 101-958.....22 | 102-852.....69 | 104-451.....29 | 104-664.....26 |
| 101-600NL.....20 | 101-959.....22 | 102-853.....69 | 104-452.....29 | 104-665.....26 |
| 101-601NL.....20 | 101-960.....22 | 102-863.....69 | 104-453.....29 | 104-666.....26 |
| 101-602NL.....20 | 101-961.....22 | 102-864.....69 | 104-454.....29 | 104-667.....26 |
| 101-603NL.....14 | 101-962.....22 | 102-873.....69 | 104-455.....29 | 104-668.....26 |
| 101-604NL.....14 | 101-963.....22 | 102-874.....69 | 104-456.....29 | 104-703.....28 |
| 101-605NL.....14 | 101-964.....22 | 102-883.....69 | 104-463.....29 | 104-703NL.....28 |
| 101-606NL.....14 | 101-965.....22 | 102-884.....70 | 104-463NL.....29 | 104-704.....28 |
| 101-607NL.....14 | 101-982.....22 | 102-893.....70 | 104-464.....29 | 104-704NL.....28 |
| 101-608NL.....14 | 101-983.....22 | 102-894.....70 | 104-464NL.....29 | 104-705.....28 |
| 101-611.....15 | 101-984.....22 | 102-903.....25 | 104-465.....29 | 104-705NL.....28 |
| 101-612.....15 | 101-985.....22 | 102-904.....25 | 104-465NL.....29 | 104-706.....28 |
| 101-613.....15 | 102-102.....24 | 102-905.....25 | 104-466.....29 | 104-706NL.....28 |
| 101-614.....15 | 102-103.....24 | 103-103.....30 | 104-466NL.....29 | 104-707.....28 |
| 101-615.....15 | 102-104.....24 | 103-103NL.....30 | 104-467.....29 | 104-707NL.....28 |
| 101-616.....15 | 102-112.....24 | 103-104.....30 | 104-467NL.....29 | 104-708.....28 |
| 101-617.....15 | 102-113.....24 | 103-104NL.....30 | 104-468.....29 | 104-708NL.....28 |
| 101-618.....15 | 102-114.....25 | 103-105.....30 | 104-468NL.....29 | 104-709.....28 |

INDEX BY PART NUMBER

| | | | | | | | | | |
|----------------|----|----------------|----|----------------|----|----------------|----|----------------|----|
| 104-709NL..... | 28 | 105-210NL..... | 31 | 105-503..... | 34 | 105-617..... | 37 | 107-154..... | 46 |
| 104-710..... | 28 | 105-303..... | 32 | 105-503NL..... | 34 | 105-617..... | 62 | 107-154NL..... | 46 |
| 104-710NL..... | 28 | 105-303NL..... | 32 | 105-504..... | 34 | 105-703..... | 35 | 107-155..... | 46 |
| 104-711..... | 28 | 105-304..... | 32 | 105-504NL..... | 34 | 105-703NL..... | 35 | 107-155NL..... | 46 |
| 104-711NL..... | 28 | 105-304NL..... | 32 | 105-505..... | 34 | 105-704..... | 35 | 107-157NL..... | 46 |
| 104-723..... | 28 | 105-305..... | 32 | 105-505NL..... | 34 | 105-704NL..... | 35 | 107-159..... | 46 |
| 104-723NL..... | 28 | 105-305NL..... | 32 | 105-506..... | 34 | 105-705..... | 35 | 107-159NL..... | 46 |
| 104-724..... | 28 | 105-306..... | 32 | 105-506NL..... | 34 | 105-705NL..... | 35 | 107-162..... | 43 |
| 104-724NL..... | 28 | 105-306NL..... | 32 | 105-507..... | 34 | 105-706..... | 35 | 107-162NL..... | 43 |
| 104-725..... | 28 | 105-307..... | 32 | 105-507NL..... | 34 | 105-706NL..... | 35 | 107-163..... | 43 |
| 104-725NL..... | 28 | 105-307NL..... | 32 | 105-508..... | 35 | 105-707..... | 35 | 107-163NL..... | 43 |
| 104-726..... | 28 | 105-308..... | 32 | 105-508NL..... | 35 | 105-707NL..... | 35 | 107-164..... | 47 |
| 104-726NL..... | 28 | 105-308NL..... | 32 | 105-509..... | 35 | 105-708..... | 35 | 107-164NL..... | 47 |
| 104-727..... | 28 | 105-403..... | 32 | 105-509NL..... | 35 | 105-708NL..... | 35 | 107-165..... | 47 |
| 104-727NL..... | 28 | 105-403NL..... | 32 | 105-510..... | 35 | 105-709..... | 36 | 107-165NL..... | 47 |
| 104-728..... | 28 | 105-404..... | 32 | 105-510NL..... | 35 | 105-709NL..... | 36 | 107-167..... | 43 |
| 104-728NL..... | 28 | 105-404NL..... | 32 | 105-513..... | 35 | 105-710..... | 36 | 107-167NL..... | 43 |
| 104-733..... | 29 | 105-405..... | 32 | 105-513NL..... | 35 | 105-710NL..... | 36 | 107-168..... | 43 |
| 104-734..... | 29 | 105-405NL..... | 32 | 105-514..... | 35 | 105-713..... | 37 | 107-168NL..... | 43 |
| 104-735..... | 29 | 105-406..... | 32 | 105-514NL..... | 35 | 105-714..... | 37 | 107-169..... | 43 |
| 104-736..... | 29 | 105-406NL..... | 32 | 105-515..... | 35 | 105-715..... | 37 | 107-169NL..... | 43 |
| 104-737..... | 29 | 105-407..... | 32 | 105-515NL..... | 35 | 105-716..... | 37 | 107-171..... | 47 |
| 104-738..... | 29 | 105-407NL..... | 32 | 105-516..... | 35 | 105-717..... | 37 | 107-171NL..... | 47 |
| 105-003NL..... | 31 | 105-408..... | 32 | 105-516NL..... | 35 | 105-718..... | 37 | 107-173..... | 47 |
| 105-004NL..... | 31 | 105-408NL..... | 32 | 105-517..... | 35 | 105-719..... | 37 | 107-173NL..... | 47 |
| 105-005NL..... | 31 | 105-423NL..... | 33 | 105-517NL..... | 35 | 105-720..... | 37 | 107-174..... | 49 |
| 105-006NL..... | 31 | 105-424NL..... | 33 | 105-518..... | 35 | 105-723..... | 37 | 107-174NL..... | 49 |
| 105-007NL..... | 31 | 105-425NL..... | 33 | 105-518NL..... | 35 | 105-724..... | 37 | 107-175..... | 49 |
| 105-008NL..... | 31 | 105-426NL..... | 33 | 105-519..... | 35 | 105-725..... | 37 | 107-175NL..... | 49 |
| 105-101..... | 30 | 105-427NL..... | 33 | 105-519NL..... | 35 | 105-726..... | 37 | 107-183..... | 49 |
| 105-101NL..... | 30 | 105-428NL..... | 33 | 105-520..... | 35 | 105-727..... | 37 | 107-183NL..... | 49 |
| 105-102..... | 30 | 105-430NL..... | 33 | 105-520NL..... | 35 | 105-728..... | 37 | 107-184..... | 49 |
| 105-102NL..... | 30 | 105-431NL..... | 33 | 105-521..... | 37 | 105-733..... | 36 | 107-184NL..... | 49 |
| 105-103..... | 30 | 105-443..... | 32 | 105-522..... | 37 | 105-734..... | 36 | 107-185..... | 49 |
| 105-103NL..... | 30 | 105-443NL..... | 32 | 105-523..... | 37 | 105-735..... | 36 | 107-185NL..... | 49 |
| 105-104..... | 30 | 105-444..... | 32 | 105-524..... | 37 | 105-736..... | 36 | 107-187..... | 49 |
| 105-104NL..... | 30 | 105-444NL..... | 32 | 105-525..... | 37 | 105-737..... | 36 | 107-187NL..... | 49 |
| 105-105..... | 30 | 105-445..... | 32 | 105-526..... | 37 | 105-738..... | 36 | 107-188..... | 49 |
| 105-105NL..... | 30 | 105-445NL..... | 32 | 105-527..... | 37 | 107-103NL..... | 45 | 107-188NL..... | 49 |
| 105-106..... | 31 | 105-446..... | 32 | 105-528..... | 37 | 107-104NL..... | 45 | 107-189..... | 49 |
| 105-106NL..... | 31 | 105-446NL..... | 32 | 105-529..... | 37 | 107-106..... | 45 | 107-189NL..... | 49 |
| 105-107..... | 31 | 105-447..... | 32 | 105-530..... | 37 | 107-107..... | 45 | 107-192..... | 50 |
| 105-107NL..... | 31 | 105-447NL..... | 32 | 105-533..... | 36 | 107-110NL..... | 45 | 107-192NL..... | 50 |
| 105-108..... | 31 | 105-448..... | 32 | 105-534..... | 36 | 107-110NL..... | 45 | 107-193..... | 68 |
| 105-108NL..... | 31 | 105-448NL..... | 32 | 105-535..... | 36 | 107-111NL..... | 45 | 107-194..... | 68 |
| 105-109..... | 31 | 105-463..... | 33 | 105-536..... | 36 | 107-111NL..... | 45 | 107-194NL..... | 68 |
| 105-109NL..... | 31 | 105-463NL..... | 33 | 105-537..... | 36 | 107-113NL..... | 45 | 107-195..... | 68 |
| 105-110..... | 31 | 105-464..... | 33 | 105-538..... | 36 | 107-114NL..... | 45 | 107-195NL..... | 68 |
| 105-110NL..... | 31 | 105-464NL..... | 33 | 105-543..... | 36 | 107-116NL..... | 45 | 107-196..... | 68 |
| 105-111..... | 31 | 105-465..... | 33 | 105-544..... | 36 | 107-117NL..... | 45 | 107-198..... | 68 |
| 105-111NL..... | 31 | 105-465NL..... | 33 | 105-545..... | 36 | 107-118NL..... | 45 | 107-199..... | 68 |
| 105-203..... | 31 | 105-466..... | 33 | 105-546..... | 36 | 107-119NL..... | 45 | 107-203..... | 47 |
| 105-203NL..... | 31 | 105-466NL..... | 33 | 105-547..... | 36 | 107-123NL..... | 46 | 107-203NL..... | 47 |
| 105-204..... | 31 | 105-467..... | 33 | 105-548..... | 36 | 107-124NL..... | 46 | 107-204..... | 47 |
| 105-204NL..... | 31 | 105-467NL..... | 33 | 105-611..... | 37 | 107-130NL..... | 46 | 107-204NL..... | 47 |
| 105-205..... | 31 | 105-468..... | 33 | 105-611..... | 62 | 107-131NL..... | 46 | 107-213..... | 47 |
| 105-205NL..... | 31 | 105-468NL..... | 33 | 105-612..... | 37 | 107-133NL..... | 46 | 107-213NL..... | 47 |
| 105-206..... | 31 | 105-474NL..... | 34 | 105-612..... | 62 | 107-134NL..... | 46 | 107-214..... | 47 |
| 105-206NL..... | 31 | 105-475NL..... | 34 | 105-613..... | 37 | 107-143..... | 46 | 107-214NL..... | 47 |
| 105-207..... | 31 | 105-476NL..... | 34 | 105-613..... | 62 | 107-143NL..... | 46 | 107-223..... | 47 |
| 105-207NL..... | 31 | 105-477NL..... | 34 | 105-614..... | 37 | 107-144..... | 46 | 107-223NL..... | 47 |
| 105-208..... | 31 | 105-478NL..... | 34 | 105-614..... | 62 | 107-144NL..... | 46 | 107-243..... | 50 |
| 105-208NL..... | 31 | 105-501..... | 34 | 105-615..... | 37 | 107-146..... | 46 | 107-243NL..... | 50 |
| 105-209..... | 31 | 105-501NL..... | 34 | 105-615..... | 62 | 107-146NL..... | 46 | 107-244..... | 50 |
| 105-209NL..... | 31 | 105-502..... | 34 | 105-616..... | 37 | 107-148..... | 46 | 107-244NL..... | 50 |
| 105-210..... | 31 | 105-502NL..... | 34 | 105-616..... | 62 | 107-148NL..... | 46 | 107-245..... | 50 |

| | | | | | | | | | |
|----------------|----|----------------|----|----------------|----|----------------|----|----------------|----|
| 107-245NL..... | 50 | 107-452..... | 44 | 108-037..... | 40 | 108-158NL..... | 38 | 110-245..... | 84 |
| 107-246..... | 50 | 107-452..... | 44 | 108-037NL..... | 40 | 108-159A..... | 38 | 110-246..... | 84 |
| 107-246NL..... | 50 | 107-464..... | 44 | 108-038..... | 40 | 108-159NL..... | 38 | 110-247..... | 84 |
| 107-247..... | 73 | 107-465..... | 44 | 108-038NL..... | 40 | 108-160A..... | 38 | 110-301..... | 88 |
| 107-247NL..... | 73 | 107-474..... | 44 | 108-101..... | 42 | 108-160NL..... | 38 | 110-302..... | 88 |
| 107-253..... | 45 | 107-475..... | 44 | 108-101NL..... | 42 | 108-162..... | 39 | 110-303..... | 88 |
| 107-253NL..... | 45 | 107-543..... | 42 | 108-102..... | 42 | 108-166A..... | 38 | 110-304..... | 88 |
| 107-255..... | 45 | 107-543NL..... | 42 | 108-102NL..... | 42 | 108-167A..... | 38 | 110-305..... | 88 |
| 107-255NL..... | 45 | 107-544..... | 42 | 108-103..... | 42 | 108-168A..... | 38 | 110-321..... | 88 |
| 107-256..... | 45 | 107-544NL..... | 42 | 108-103NL..... | 42 | 108-169A..... | 38 | 110-322..... | 88 |
| 107-256NL..... | 45 | 107-554..... | 42 | 108-104..... | 42 | 108-173A..... | 38 | 110-323..... | 88 |
| 107-257..... | 45 | 107-554NL..... | 42 | 108-104NL..... | 42 | 108-174A..... | 38 | 110-324..... | 88 |
| 107-257NL..... | 45 | 107-555..... | 42 | 108-105..... | 42 | 108-175A..... | 38 | 110-325..... | 88 |
| 107-259..... | 45 | 107-555NL..... | 42 | 108-105NL..... | 42 | 108-550..... | 40 | 110-331..... | 88 |
| 107-259NL..... | 45 | 107-567..... | 43 | 108-106..... | 42 | 108-550NL..... | 40 | 110-332..... | 88 |
| 107-263..... | 48 | 107-567NL..... | 43 | 108-106NL..... | 42 | 108-903..... | 40 | 110-333..... | 88 |
| 107-263NL..... | 48 | 107-568..... | 43 | 108-113..... | 42 | 108-904A..... | 39 | 110-337..... | 89 |
| 107-264..... | 48 | 107-568NL..... | 43 | 108-113NL..... | 42 | 108-906A..... | 39 | 110-338..... | 89 |
| 107-264NL..... | 48 | 107-574..... | 42 | 108-114..... | 42 | 108-908A..... | 39 | 110-340..... | 89 |
| 107-265..... | 48 | 107-574NL..... | 42 | 108-114NL..... | 42 | 108-910A..... | 39 | 110-345..... | 89 |
| 107-265NL..... | 48 | 107-575..... | 42 | 108-115..... | 42 | 108-912A..... | 39 | 110-346..... | 89 |
| 107-267..... | 48 | 107-575NL..... | 42 | 108-115NL..... | 42 | 108-914A..... | 39 | 110-347..... | 89 |
| 107-267NL..... | 48 | 107-584..... | 42 | 108-120..... | 39 | 110-103..... | 84 | 110-348..... | 89 |
| 107-268..... | 48 | 107-584NL..... | 42 | 108-121..... | 41 | 110-104..... | 84 | 110-350..... | 88 |
| 107-268NL..... | 48 | 107-585..... | 43 | 108-121NL..... | 41 | 110-105..... | 84 | 110-351..... | 88 |
| 107-270..... | 48 | 107-585NL..... | 43 | 108-122..... | 41 | 110-106..... | 84 | 110-404..... | 85 |
| 107-270NL..... | 48 | 108-003A..... | 38 | 108-122NL..... | 41 | 110-107..... | 84 | 110-405..... | 85 |
| 107-271..... | 48 | 108-003NL..... | 38 | 108-123..... | 41 | 110-108..... | 84 | 110-406..... | 85 |
| 107-271NL..... | 48 | 108-004A..... | 38 | 108-123NL..... | 41 | 110-113..... | 84 | 111-033NL..... | 70 |
| 107-275..... | 48 | 108-004NL..... | 38 | 108-124..... | 41 | 110-114..... | 84 | 111-034NL..... | 70 |
| 107-275NL..... | 48 | 108-005A..... | 38 | 108-124NL..... | 41 | 110-115..... | 84 | 111-035NL..... | 70 |
| 107-277..... | 48 | 108-005NL..... | 38 | 108-125..... | 41 | 110-116..... | 84 | 111-103NL..... | 71 |
| 107-277NL..... | 48 | 108-006A..... | 38 | 108-125NL..... | 41 | 110-117..... | 84 | 111-104NL..... | 71 |
| 107-316NL..... | 46 | 108-006NL..... | 38 | 108-126..... | 41 | 110-123..... | 84 | 111-105NL..... | 71 |
| 107-317NL..... | 46 | 108-021..... | 39 | 108-126NL..... | 41 | 110-124..... | 84 | 111-106NL..... | 71 |
| 107-327..... | 46 | 108-021NL..... | 39 | 108-133..... | 41 | 110-125..... | 85 | 111-113NL..... | 71 |
| 107-327NL..... | 46 | 108-022..... | 39 | 108-133NL..... | 41 | 110-126..... | 85 | 111-114NL..... | 71 |
| 107-328..... | 46 | 108-022NL..... | 39 | 108-134..... | 41 | 110-133..... | 84 | 111-115NL..... | 71 |
| 107-328NL..... | 46 | 108-023..... | 39 | 108-134NL..... | 41 | 110-134..... | 84 | 111-116NL..... | 71 |
| 107-347..... | 49 | 108-023NL..... | 39 | 108-135..... | 41 | 110-135..... | 84 | 111-123NL..... | 71 |
| 107-347NL..... | 49 | 108-024..... | 39 | 108-135NL..... | 41 | 110-136..... | 84 | 111-124NL..... | 71 |
| 107-403..... | 49 | 108-024NL..... | 39 | 108-138..... | 41 | 110-137..... | 84 | 111-125NL..... | 71 |
| 107-403NL..... | 49 | 108-025..... | 39 | 108-139..... | 41 | 110-143..... | 84 | 111-133..... | 71 |
| 107-404..... | 49 | 108-025NL..... | 39 | 108-141..... | 41 | 110-145..... | 85 | 111-133NL..... | 71 |
| 107-404NL..... | 49 | 108-026..... | 39 | 108-141NL..... | 41 | 110-146..... | 85 | 111-134..... | 71 |
| 107-407..... | 49 | 108-026NL..... | 39 | 108-142..... | 41 | 110-147..... | 84 | 111-134NL..... | 71 |
| 107-407NL..... | 49 | 108-027..... | 39 | 108-142NL..... | 41 | 110-148..... | 84 | 111-136..... | 71 |
| 107-408..... | 49 | 108-027NL..... | 39 | 108-143..... | 41 | 110-149..... | 84 | 111-137..... | 71 |
| 107-408NL..... | 49 | 108-028..... | 39 | 108-143NL..... | 41 | 110-150..... | 84 | 111-137NL..... | 71 |
| 107-410..... | 49 | 108-028NL..... | 39 | 108-144..... | 41 | 110-151..... | 84 | 111-152..... | 73 |
| 107-413..... | 49 | 108-029..... | 39 | 108-144NL..... | 41 | 110-153..... | 85 | 111-154..... | 73 |
| 107-413NL..... | 49 | 108-029NL..... | 39 | 108-145..... | 41 | 110-154..... | 85 | 111-158..... | 73 |
| 107-414..... | 49 | 108-030..... | 39 | 108-145NL..... | 41 | 110-155..... | 85 | 111-205..... | 87 |
| 107-414NL..... | 49 | 108-030NL..... | 39 | 108-146..... | 41 | 110-163..... | 85 | 111-206..... | 87 |
| 107-417..... | 50 | 108-031..... | 39 | 108-146NL..... | 41 | 110-164..... | 85 | 111-222..... | 72 |
| 107-417NL..... | 50 | 108-031NL..... | 39 | 108-153A..... | 38 | 110-165..... | 85 | 111-223..... | 72 |
| 107-418..... | 50 | 108-032..... | 39 | 108-153NL..... | 38 | 110-166..... | 85 | 111-224..... | 72 |
| 107-418NL..... | 50 | 108-032NL..... | 39 | 108-154A..... | 38 | 110-168..... | 85 | 111-235..... | 72 |
| 107-423..... | 47 | 108-033..... | 40 | 108-154NL..... | 38 | 110-169..... | 85 | 111-236..... | 72 |
| 107-423NL..... | 47 | 108-033NL..... | 40 | 108-155A..... | 38 | 110-170..... | 85 | 111-237..... | 72 |
| 107-424..... | 47 | 108-034..... | 40 | 108-155NL..... | 38 | 110-213..... | 85 | 111-238..... | 72 |
| 107-424NL..... | 47 | 108-034NL..... | 40 | 108-156A..... | 38 | 110-214..... | 85 | 111-243..... | 72 |
| 107-441..... | 44 | 108-035..... | 40 | 108-156NL..... | 38 | 110-217..... | 85 | 111-244..... | 72 |
| 107-442..... | 44 | 108-035NL..... | 40 | 108-157A..... | 38 | 110-218..... | 85 | 111-247..... | 73 |
| 107-451..... | 44 | 108-036..... | 40 | 108-157NL..... | 38 | 110-243..... | 84 | 111-248..... | 73 |
| 107-451..... | 44 | 108-036NL..... | 40 | 108-158A..... | 38 | 110-244..... | 84 | 111-253..... | 72 |

INDEX BY PART NUMBER

| | | | | | | | | | |
|----------------|----|----------------|----|----------------|----|----------------|----|--------------|----|
| 111-254..... | 72 | 113-206..... | 24 | 114-146NL..... | 52 | 114-913NL..... | 50 | 116-381..... | 66 |
| 111-255..... | 72 | 113-207..... | 24 | 114-153NL..... | 52 | 114-914NL..... | 50 | 116-382..... | 66 |
| 111-256..... | 72 | 113-208..... | 24 | 114-154NL..... | 52 | 115-103..... | 68 | 116-383..... | 66 |
| 111-263..... | 73 | 113-211..... | 24 | 114-163NL..... | 52 | 115-103NL..... | 68 | 116-384..... | 66 |
| 111-264..... | 73 | 113-212..... | 24 | 114-200NL..... | 52 | 115-104..... | 68 | 116-385..... | 66 |
| 111-265..... | 73 | 113-213..... | 24 | 114-201NL..... | 52 | 115-104NL..... | 68 | 116-401..... | 63 |
| 111-266..... | 73 | 113-214..... | 24 | 114-202NL..... | 52 | 115-105..... | 68 | 116-402..... | 63 |
| 111-273..... | 73 | 113-215..... | 24 | 114-203NL..... | 52 | 115-105NL..... | 68 | 116-403..... | 63 |
| 111-274..... | 73 | 113-216..... | 24 | 114-204NL..... | 52 | 115-113..... | 68 | 116-404..... | 63 |
| 111-275..... | 73 | 113-217..... | 24 | 114-207NL..... | 52 | 115-114..... | 68 | 116-405..... | 63 |
| 111-276..... | 73 | 113-218..... | 24 | 114-209NL..... | 53 | 115-117..... | 68 | 116-406..... | 63 |
| 111-302NL..... | 72 | 113-221..... | 24 | 114-213NL..... | 53 | 115-118..... | 68 | 116-407..... | 63 |
| 111-303NL..... | 72 | 113-222..... | 24 | 114-215NL..... | 53 | 115-153..... | 71 | 116-408..... | 63 |
| 111-304NL..... | 72 | 113-223..... | 24 | 114-231NL..... | 53 | 115-154..... | 71 | 116-409..... | 63 |
| 111-305NL..... | 72 | 113-224..... | 24 | 114-233NL..... | 53 | 115-155..... | 71 | 116-411..... | 64 |
| 111-323NL..... | 70 | 113-225..... | 24 | 114-234NL..... | 53 | 116-101..... | 61 | 116-412..... | 64 |
| 111-324NL..... | 70 | 113-226..... | 24 | 114-236NL..... | 53 | 116-102..... | 61 | 116-413..... | 64 |
| 111-325NL..... | 70 | 113-227..... | 24 | 114-253NL..... | 53 | 116-103..... | 61 | 116-414..... | 64 |
| 111-333NL..... | 70 | 113-228..... | 24 | 114-254NL..... | 53 | 116-104..... | 61 | 116-415..... | 64 |
| 111-334NL..... | 70 | 113-301..... | 22 | 114-256NL..... | 53 | 116-105..... | 61 | 116-416..... | 64 |
| 111-335NL..... | 70 | 113-311..... | 22 | 114-304NL..... | 52 | 116-106..... | 61 | 116-417..... | 64 |
| 112-033NL..... | 70 | 113-403..... | 26 | 114-402NL..... | 53 | 116-107..... | 61 | 116-418..... | 64 |
| 112-034NL..... | 70 | 113-404..... | 26 | 114-403NL..... | 53 | 116-108..... | 61 | 116-419..... | 64 |
| 112-035NL..... | 70 | 113-405..... | 26 | 114-404NL..... | 53 | 116-109..... | 61 | 116-421..... | 63 |
| 116-234..... | 62 | 113-406..... | 26 | 114-406NL..... | 53 | 116-121..... | 61 | 116-422..... | 63 |
| 113-101..... | 23 | 113-407..... | 26 | 114-413NL..... | 53 | 116-122..... | 61 | 116-423..... | 63 |
| 113-102..... | 23 | 113-408..... | 26 | 114-423NL..... | 53 | 116-123..... | 61 | 116-424..... | 63 |
| 113-103..... | 23 | 113-433..... | 34 | 114-424NL..... | 53 | 116-124..... | 61 | 116-425..... | 63 |
| 113-104..... | 23 | 113-434..... | 34 | 114-513NL..... | 53 | 116-125..... | 61 | 116-426..... | 63 |
| 113-105..... | 23 | 113-435..... | 34 | 114-602NL..... | 50 | 116-126..... | 61 | 116-427..... | 63 |
| 113-106..... | 23 | 113-436..... | 34 | 114-603NL..... | 50 | 116-127..... | 61 | 116-428..... | 63 |
| 113-107..... | 23 | 113-437..... | 34 | 114-604NL..... | 50 | 116-128..... | 61 | 116-429..... | 63 |
| 113-108..... | 23 | 113-438..... | 34 | 114-605NL..... | 51 | 116-129..... | 61 | 116-431..... | 64 |
| 113-109..... | 23 | 113-455..... | 34 | 114-606NL..... | 50 | 116-201..... | 61 | 116-432..... | 64 |
| 113-110..... | 23 | 113-456..... | 34 | 114-607NL..... | 50 | 116-202..... | 61 | 116-433..... | 64 |
| 113-111..... | 23 | 113-465..... | 34 | 114-609NL..... | 50 | 116-203..... | 61 | 116-434..... | 64 |
| 113-120..... | 23 | 113-466..... | 34 | 114-613NL..... | 50 | 116-204..... | 61 | 116-435..... | 64 |
| 113-121..... | 23 | 113-473..... | 30 | 114-614NL..... | 51 | 116-205..... | 61 | 116-436..... | 64 |
| 113-122..... | 23 | 113-474..... | 30 | 114-615NL..... | 51 | 116-206..... | 61 | 116-437..... | 64 |
| 113-123..... | 23 | 113-475..... | 30 | 114-624NL..... | 51 | 116-207..... | 61 | 116-438..... | 64 |
| 113-124..... | 23 | 113-476..... | 30 | 114-653NL..... | 51 | 116-221..... | 62 | 116-439..... | 64 |
| 113-125..... | 23 | 113-477..... | 30 | 114-654NL..... | 51 | 116-222..... | 62 | 116-441..... | 63 |
| 113-126..... | 23 | 113-478..... | 30 | 114-702NL..... | 51 | 116-223..... | 62 | 116-442..... | 63 |
| 113-127..... | 23 | 113-493..... | 38 | 114-703NL..... | 51 | 116-224..... | 62 | 116-443..... | 63 |
| 113-128..... | 23 | 113-494..... | 38 | 114-704NL..... | 51 | 116-225..... | 62 | 116-444..... | 63 |
| 113-141..... | 23 | 113-495..... | 38 | 114-705NL..... | 51 | 116-226..... | 62 | 116-445..... | 63 |
| 113-142..... | 23 | 113-496..... | 38 | 114-706NL..... | 51 | 116-227..... | 62 | 116-446..... | 63 |
| 113-143..... | 23 | 113-497..... | 38 | 114-707NL..... | 51 | 116-228..... | 62 | 116-447..... | 63 |
| 113-144..... | 23 | 113-498..... | 38 | 114-709NL..... | 51 | 116-229..... | 62 | 116-448..... | 63 |
| 113-145..... | 23 | 114-101NL..... | 52 | 114-710NL..... | 51 | 116-231..... | 62 | 116-449..... | 63 |
| 113-146..... | 23 | 114-102NL..... | 52 | 114-713NL..... | 51 | 116-232..... | 62 | 116-461..... | 63 |
| 113-147..... | 23 | 114-103NL..... | 52 | 114-714NL..... | 51 | 116-233..... | 62 | 116-462..... | 63 |
| 113-148..... | 23 | 114-104NL..... | 52 | 114-715NL..... | 51 | 116-235..... | 62 | 116-463..... | 63 |
| 113-161..... | 23 | 114-107NL..... | 52 | 114-724NL..... | 51 | 116-235..... | 62 | 116-464..... | 63 |
| 113-162..... | 23 | 114-109NL..... | 52 | 114-753NL..... | 51 | 116-237..... | 62 | 116-465..... | 63 |
| 113-163..... | 23 | 114-113NL..... | 52 | 114-754NL..... | 51 | 116-238..... | 62 | 116-466..... | 63 |
| 113-164..... | 23 | 114-115NL..... | 52 | 114-801NL..... | 51 | 116-239..... | 62 | 116-467..... | 63 |
| 113-165..... | 23 | 114-116NL..... | 52 | 114-802NL..... | 51 | 116-241..... | 62 | 116-468..... | 63 |
| 113-166..... | 23 | 114-123NL..... | 52 | 114-803NL..... | 51 | 116-242..... | 62 | 116-469..... | 63 |
| 113-167..... | 23 | 114-124NL..... | 52 | 114-804NL..... | 51 | 116-243..... | 62 | 116-601..... | 64 |
| 113-168..... | 23 | 114-126NL..... | 52 | 114-805NL..... | 51 | 116-244..... | 62 | 116-602..... | 64 |
| 113-201..... | 24 | 114-133NL..... | 52 | 114-806NL..... | 51 | 116-245..... | 62 | 116-603..... | 64 |
| 113-202..... | 24 | 114-134NL..... | 52 | 114-823NL..... | 51 | 116-246..... | 62 | 116-604..... | 64 |
| 113-203..... | 24 | 114-136NL..... | 52 | 114-824NL..... | 51 | 116-247..... | 62 | 116-605..... | 64 |
| 113-204..... | 24 | 114-143NL..... | 52 | 114-903NL..... | 50 | 116-248..... | 62 | 116-606..... | 64 |
| 113-205..... | 24 | 114-144NL..... | 52 | 114-904NL..... | 50 | 116-249..... | 62 | 116-607..... | 64 |

| | | | | | | | | | |
|--------------|----|--------------|----|---------------|----|--------------|----|----------------|----|
| 116-608..... | 64 | 201-234..... | 54 | 201-425..... | 55 | 202-546..... | 59 | 204-235..... | 61 |
| 116-609..... | 64 | 201-235..... | 54 | 201-426..... | 55 | 202-553..... | 59 | 301-103NL..... | 74 |
| 116-611..... | 65 | 201-236..... | 54 | 201-427..... | 55 | 202-554..... | 59 | 301-104NL..... | 74 |
| 116-612..... | 65 | 201-237..... | 54 | 201-428..... | 55 | 202-555..... | 60 | 301-105NL..... | 74 |
| 116-613..... | 65 | 201-238..... | 54 | 201-433..... | 55 | 202-556..... | 60 | 301-106NL..... | 74 |
| 116-614..... | 65 | 201-239..... | 54 | 201-434..... | 55 | 202-563..... | 60 | 301-107NL..... | 74 |
| 116-615..... | 65 | 201-240..... | 54 | 201-435..... | 55 | 202-564..... | 60 | 301-108NL..... | 74 |
| 116-616..... | 65 | 201-241..... | 54 | 201-436..... | 55 | 202-573..... | 60 | 301-119NL..... | 74 |
| 116-617..... | 65 | 201-243..... | 55 | 201-437..... | 55 | 202-574..... | 60 | 301-120NL..... | 74 |
| 116-618..... | 65 | 201-244..... | 55 | 201-438..... | 55 | 203-103..... | 57 | 301-121NL..... | 74 |
| 116-619..... | 65 | 201-245..... | 55 | 201-439..... | 55 | 203-104..... | 57 | 301-123NL..... | 74 |
| 116-621..... | 65 | 201-246..... | 55 | 201-440..... | 55 | 203-105..... | 57 | 301-125NL..... | 74 |
| 116-622..... | 65 | 201-247..... | 55 | 201-441..... | 55 | 203-106..... | 57 | 301-203NL..... | 74 |
| 116-623..... | 65 | 201-248..... | 55 | 201-443..... | 56 | 203-107..... | 57 | 301-204NL..... | 74 |
| 116-624..... | 65 | 201-253..... | 55 | 201-444..... | 56 | 203-108..... | 57 | 301-205NL..... | 74 |
| 116-625..... | 65 | 201-254..... | 55 | 201-445..... | 56 | 203-203..... | 57 | 301-303..... | 74 |
| 116-626..... | 65 | 201-255..... | 55 | 201-446..... | 56 | 203-204..... | 57 | 301-304..... | 74 |
| 116-627..... | 65 | 201-256..... | 55 | 201-447..... | 56 | 203-205..... | 57 | 301-305..... | 74 |
| 116-628..... | 65 | 201-257..... | 55 | 201-448..... | 56 | 203-206..... | 57 | 301-306..... | 74 |
| 116-629..... | 65 | 201-258..... | 55 | 201-453..... | 56 | 203-207..... | 57 | 301-307..... | 74 |
| 116-631..... | 65 | 201-263..... | 54 | 201-454..... | 56 | 203-208..... | 57 | 301-308..... | 74 |
| 116-632..... | 65 | 201-264..... | 54 | 201-455..... | 56 | 203-227..... | 58 | 301-323NL..... | 75 |
| 116-633..... | 65 | 201-265..... | 54 | 201-456..... | 56 | 203-228..... | 58 | 301-324NL..... | 75 |
| 116-634..... | 65 | 201-266..... | 54 | 201-457..... | 56 | 203-230..... | 58 | 301-325NL..... | 75 |
| 116-635..... | 65 | 201-268..... | 54 | 201-458..... | 56 | 203-237..... | 58 | 301-333..... | 75 |
| 116-636..... | 65 | 201-269..... | 54 | 201-467..... | 57 | 203-238..... | 58 | 301-334..... | 75 |
| 116-637..... | 65 | 201-270..... | 54 | 202-251..... | 58 | 203-247..... | 58 | 301-335..... | 75 |
| 116-638..... | 65 | 201-271..... | 54 | 202-252..... | 58 | 203-248..... | 58 | 301-336..... | 75 |
| 116-639..... | 65 | 201-272..... | 54 | 202-253..... | 58 | 203-257..... | 58 | 301-337..... | 75 |
| 116-641..... | 64 | 201-273..... | 57 | 202-254..... | 58 | 203-258..... | 58 | 301-338..... | 75 |
| 116-642..... | 64 | 201-274..... | 57 | 202-255..... | 58 | 204-103..... | 76 | 301-403..... | 75 |
| 116-643..... | 64 | 201-275..... | 57 | 202-262..... | 58 | 204-104..... | 76 | 301-404..... | 75 |
| 116-644..... | 64 | 201-277..... | 57 | 202-263..... | 58 | 204-105..... | 76 | 301-405..... | 75 |
| 116-645..... | 64 | 201-278..... | 57 | 202-264..... | 58 | 204-106..... | 76 | 301-406..... | 75 |
| 116-646..... | 64 | 201-284..... | 57 | 202-273..... | 58 | 204-107..... | 76 | 301-407..... | 75 |
| 116-647..... | 64 | 201-285..... | 57 | 202-274..... | 58 | 204-108..... | 76 | 301-408..... | 75 |
| 116-648..... | 64 | 201-287..... | 57 | 202-283..... | 58 | 204-109..... | 76 | 301-409..... | 75 |
| 116-649..... | 64 | 201-288..... | 57 | 202-284..... | 58 | 204-110..... | 76 | 301-410..... | 75 |
| 116-661..... | 65 | 201-293..... | 57 | 202-403*..... | 59 | 204-111..... | 76 | 301-411..... | 75 |
| 116-662..... | 65 | 201-294..... | 57 | 202-404*..... | 59 | 204-112..... | 76 | 301-421..... | 74 |
| 116-663..... | 65 | 201-295..... | 57 | 202-405*..... | 59 | 204-123..... | 76 | 301-433..... | 75 |
| 116-664..... | 65 | 201-297..... | 57 | 202-406..... | 59 | 204-124..... | 76 | 301-434..... | 75 |
| 116-665..... | 65 | 201-298..... | 57 | 202-407..... | 59 | 204-133..... | 60 | 301-435..... | 75 |
| 116-666..... | 65 | 201-303..... | 56 | 202-408..... | 59 | 204-134..... | 60 | 301-436..... | 75 |
| 116-667..... | 65 | 201-304..... | 56 | 202-413..... | 59 | 204-143..... | 77 | 301-437..... | 75 |
| 116-668..... | 65 | 201-305..... | 56 | 202-414..... | 59 | 204-144..... | 77 | 301-438..... | 75 |
| 116-669..... | 65 | 201-306..... | 56 | 202-415..... | 59 | 204-145..... | 77 | 301-439..... | 75 |
| 201-183..... | 55 | 201-307..... | 56 | 202-416..... | 59 | 204-146..... | 77 | 301-440..... | 75 |
| 201-184..... | 55 | 201-308..... | 56 | 202-417..... | 59 | 204-147..... | 77 | 301-441..... | 75 |
| 201-185..... | 55 | 201-309..... | 56 | 202-418..... | 59 | 204-148..... | 77 | 301-443..... | 75 |
| 201-186..... | 55 | 201-310..... | 56 | 202-423..... | 59 | 204-173..... | 60 | 301-444..... | 75 |
| 201-187..... | 55 | 201-311..... | 56 | 202-424..... | 59 | 204-174..... | 60 | 301-445..... | 75 |
| 201-188..... | 55 | 201-403..... | 56 | 202-425..... | 59 | 204-175..... | 60 | 301-446..... | 75 |
| 201-203..... | 54 | 201-404..... | 56 | 202-503..... | 59 | 204-176..... | 60 | 301-447..... | 75 |
| 201-204..... | 54 | 201-405..... | 56 | 202-504..... | 59 | 204-177..... | 60 | 301-448..... | 75 |
| 201-205..... | 54 | 201-406..... | 56 | 202-513..... | 59 | 204-178..... | 60 | 301-449..... | 75 |
| 201-206..... | 54 | 201-407..... | 56 | 202-514..... | 59 | 204-180..... | 60 | 301-450..... | 75 |
| 201-207..... | 54 | 201-408..... | 56 | 202-523..... | 59 | 204-193..... | 60 | 301-502..... | 74 |
| 201-208..... | 54 | 201-409..... | 56 | 202-524..... | 59 | 204-194..... | 60 | 301-503..... | 74 |
| 201-209..... | 54 | 201-410..... | 56 | 202-533..... | 59 | 204-195..... | 60 | 301-504..... | 74 |
| 201-210..... | 54 | 201-411..... | 56 | 202-534..... | 59 | 204-196..... | 60 | 301-505..... | 74 |
| 201-211..... | 54 | 201-417..... | 56 | 202-535..... | 59 | 204-197..... | 60 | 301-506..... | 74 |
| 201-229..... | 54 | 201-418..... | 56 | 202-536..... | 59 | 204-198..... | 60 | 301-507..... | 74 |
| 201-230..... | 54 | 201-419..... | 56 | 202-543..... | 59 | 204-214..... | 61 | 301-533..... | 74 |
| 201-231..... | 54 | 201-423..... | 55 | 202-544..... | 59 | 204-216..... | 61 | 301-534..... | 74 |
| 201-233..... | 54 | 201-424..... | 55 | 202-545..... | 59 | 204-234..... | 61 | 301-535..... | 74 |

INDEX BY PART NUMBER

| | | | | | | | | | |
|----------------|----|----------------|----|----------------|----|----------------|----|-------------------|-----|
| 301-536..... | 74 | 302-262..... | 79 | 302-403NL..... | 80 | 322-201..... | 83 | 500-10-10..... | 153 |
| 301-537..... | 74 | 302-262NL..... | 79 | 302-404NL..... | 80 | 322-233..... | 83 | 500-10-100..... | 153 |
| 301-538..... | 74 | 302-263..... | 79 | 302-405NL..... | 80 | 322-234..... | 83 | 500-10-100B..... | 153 |
| 302-106..... | 82 | 302-263NL..... | 79 | 302-406NL..... | 80 | 322-235..... | 83 | 500-10-100R..... | 153 |
| 302-107..... | 82 | 302-264..... | 79 | 302-407NL..... | 80 | 322-510..... | 82 | 500-10-10B..... | 153 |
| 302-108..... | 82 | 302-264NL..... | 79 | 302-408NL..... | 80 | 322-511..... | 82 | 500-10-10R..... | 153 |
| 302-116..... | 82 | 302-273..... | 78 | 302-413NL..... | 80 | 322-521..... | 82 | 500-10-20..... | 153 |
| 302-117..... | 82 | 302-273NL..... | 78 | 302-414NL..... | 80 | 322-523..... | 82 | 500-10-20B..... | 153 |
| 302-118..... | 82 | 302-274..... | 78 | 302-415NL..... | 80 | 322-526..... | 82 | 500-10-20R..... | 153 |
| 302-203..... | 91 | 302-274NL..... | 78 | 302-416NL..... | 80 | 322-533..... | 82 | 500-10-300..... | 153 |
| 302-203NL..... | 91 | 302-275..... | 78 | 302-417NL..... | 80 | 322-534..... | 82 | 500-10-300B..... | 153 |
| 302-204..... | 91 | 302-275NL..... | 78 | 302-418NL..... | 80 | 322-602..... | 82 | 500-10-300R..... | 153 |
| 302-204NL..... | 91 | 302-283..... | 78 | 302-423NL..... | 80 | 322-611..... | 82 | 500-10-500..... | 153 |
| 302-205..... | 91 | 302-283NL..... | 78 | 302-424NL..... | 80 | 322-612..... | 82 | 500-10-500B..... | 153 |
| 302-205NL..... | 91 | 302-284..... | 78 | 302-425NL..... | 80 | 322-614..... | 82 | 500-10-500R..... | 153 |
| 302-206..... | 91 | 302-284NL..... | 78 | 302-433..... | 81 | 322-615..... | 82 | 500-112-20..... | 153 |
| 302-206NL..... | 91 | 302-285..... | 78 | 302-434..... | 81 | 322-634..... | 82 | 500-114-20..... | 153 |
| 302-207..... | 91 | 302-285NL..... | 78 | 302-435..... | 81 | 322-644..... | 82 | 500-12-10..... | 152 |
| 302-207NL..... | 91 | 302-291..... | 78 | 302-436..... | 81 | 322-653..... | 82 | 500-12-100..... | 152 |
| 302-210NL..... | 72 | 302-291NL..... | 78 | 302-437..... | 81 | 322-664..... | 82 | 500-12-1000..... | 152 |
| 302-213..... | 91 | 302-293..... | 80 | 302-438..... | 81 | 322-729..... | 82 | 500-12-1000B..... | 152 |
| 302-214..... | 91 | 302-293NL..... | 80 | 302-443..... | 81 | 322-730..... | 82 | 500-12-1000R..... | 152 |
| 302-215..... | 91 | 302-300NL..... | 80 | 302-444..... | 81 | 322-731..... | 82 | 500-12-100B..... | 152 |
| 302-216..... | 91 | 302-301NL..... | 80 | 302-445..... | 81 | 322-733..... | 82 | 500-12-100R..... | 152 |
| 302-217..... | 91 | 302-302NL..... | 80 | 302-446..... | 81 | 322-734..... | 82 | 500-12-10B..... | 152 |
| 302-218NL..... | 77 | 302-303NL..... | 80 | 302-447..... | 81 | 322-736..... | 82 | 500-12-10R..... | 152 |
| 302-219..... | 77 | 302-304NL..... | 80 | 302-448..... | 81 | 322-740..... | 82 | 500-12-20..... | 152 |
| 302-219NL..... | 77 | 302-305NL..... | 80 | 302-603..... | 81 | 322-744..... | 82 | 500-12-20B..... | 152 |
| 302-220NL..... | 77 | 302-306NL..... | 80 | 302-604..... | 81 | 322-750..... | 82 | 500-12-20R..... | 152 |
| 302-221..... | 77 | 302-307NL..... | 80 | 302-605..... | 81 | 322-751..... | 82 | 500-12-300..... | 152 |
| 302-221NL..... | 77 | 302-308NL..... | 80 | 302-606..... | 81 | 324-101..... | 83 | 500-12-300B..... | 152 |
| 302-222..... | 77 | 302-309NL..... | 80 | 302-607..... | 81 | 324-103..... | 83 | 500-12-300R..... | 152 |
| 302-222NL..... | 77 | 302-310NL..... | 80 | 302-608..... | 81 | 324-123..... | 83 | 500-12-500..... | 152 |
| 302-223..... | 77 | 302-311NL..... | 80 | 302-609..... | 81 | 355-392..... | 90 | 500-12-500B..... | 152 |
| 302-223NL..... | 77 | 302-316NL..... | 80 | 302-610..... | 81 | 355-393..... | 90 | 500-12-500R..... | 152 |
| 302-224..... | 77 | 302-317NL..... | 80 | 302-611..... | 81 | 355-394..... | 90 | 500-14-100..... | 152 |
| 302-224NL..... | 77 | 302-318NL..... | 80 | 302-624..... | 81 | 355-402..... | 90 | 500-20-20..... | 153 |
| 302-225..... | 77 | 302-321..... | 79 | 302-625..... | 81 | 355-403..... | 90 | 500-34-10..... | 152 |
| 302-225NL..... | 77 | 302-321NL..... | 79 | 302-626..... | 81 | 355-404..... | 90 | 500-34-100..... | 152 |
| 302-226..... | 77 | 302-322..... | 79 | 302-627..... | 81 | 355-405..... | 90 | 500-34-1000..... | 153 |
| 302-226NL..... | 77 | 302-322NL..... | 79 | 302-628..... | 81 | 355-406..... | 90 | 500-34-1000B..... | 153 |
| 302-228..... | 77 | 302-323..... | 79 | 302-629..... | 81 | 355-412..... | 90 | 500-34-1000R..... | 153 |
| 302-228NL..... | 77 | 302-323NL..... | 79 | 302-630..... | 81 | 355-413..... | 90 | 500-34-100B..... | 152 |
| 302-229..... | 78 | 302-333NL..... | 79 | 302-631..... | 81 | 355-414..... | 90 | 500-34-100R..... | 153 |
| 302-229NL..... | 78 | 302-334NL..... | 79 | 302-632..... | 81 | 355-415..... | 90 | 500-34-10B..... | 152 |
| 302-231..... | 78 | 302-342NL..... | 79 | 302-635..... | 81 | 355-416..... | 90 | 500-34-10R..... | 152 |
| 302-231NL..... | 78 | 302-343..... | 79 | 303-103..... | 76 | 355-422..... | 90 | 500-34-20..... | 152 |
| 302-232..... | 77 | 302-343NL..... | 79 | 303-104..... | 76 | 355-423..... | 90 | 500-34-20B..... | 152 |
| 302-232NL..... | 77 | 302-344..... | 79 | 303-105..... | 76 | 355-424..... | 90 | 500-34-20R..... | 152 |
| 302-233..... | 79 | 302-344NL..... | 79 | 303-106..... | 76 | 355-425..... | 90 | 500-34-300..... | 153 |
| 302-233NL..... | 79 | 302-354..... | 79 | 303-107..... | 76 | 355-426..... | 90 | 500-34-300B..... | 153 |
| 302-234..... | 78 | 302-354NL..... | 79 | 303-108..... | 76 | 355-432..... | 90 | 500-34-300R..... | 153 |
| 302-234NL..... | 78 | 302-355..... | 79 | 303-123..... | 76 | 355-433..... | 90 | 500-34-500..... | 153 |
| 302-235NL..... | 77 | 302-355NL..... | 79 | 303-123NL..... | 76 | 355-434..... | 90 | 500-34-500B..... | 153 |
| 302-236NL..... | 77 | 302-356..... | 79 | 303-124..... | 76 | 355-435..... | 90 | 500-34-500R..... | 153 |
| 302-238..... | 81 | 302-356NL..... | 79 | 303-124NL..... | 76 | 355-436..... | 90 | 500-38-100..... | 152 |
| 302-243..... | 78 | 302-357..... | 79 | 303-125..... | 76 | 355-442..... | 90 | 500-38-1000..... | 152 |
| 302-243NL..... | 78 | 302-357NL..... | 79 | 303-125NL..... | 76 | 456-003NL..... | 18 | 500-38-500..... | 152 |
| 302-252..... | 78 | 302-358..... | 79 | 303-126..... | 76 | 456-004NL..... | 18 | 508-255..... | 154 |
| 302-252NL..... | 78 | 302-358NL..... | 79 | 303-126NL..... | 76 | 456-005NL..... | 18 | 508-256..... | 154 |
| 302-253..... | 78 | 302-363..... | 79 | 303-127..... | 76 | 456-013NL..... | 19 | 508-260..... | 154 |
| 302-253NL..... | 78 | 302-363NL..... | 79 | 303-127NL..... | 76 | 456-014NL..... | 19 | 508-261..... | 154 |
| 302-254..... | 78 | 302-373..... | 79 | 303-128..... | 76 | 456-015NL..... | 19 | 508-280..... | 154 |
| 302-254NL..... | 78 | 302-373NL..... | 79 | 303-128NL..... | 76 | 456-023NL..... | 19 | 508-281..... | 154 |
| 302-255..... | 78 | 302-384..... | 79 | 303-129..... | 76 | 456-024NL..... | 19 | 509-003..... | 98 |
| 302-255NL..... | 78 | 302-384NL..... | 79 | 303-129NL..... | 76 | 456-025NL..... | 19 | 509-003..... | 155 |

| | | | | |
|---------------------|-------------------|-------------------|-------------------|---------------------|
| 509-004.....98 | 800-352.....100 | 800-719.....141 | 800-856R.....117 | 800-QT3200.....96 |
| 509-004.....155 | 800-353.....100 | 800-761.....138 | 800-856T.....107 | 807-001.....140 |
| 509-005.....98 | 800-354.....100 | 800-762.....138 | 800-856T.....117 | 807-002.....140 |
| 509-005.....155 | 800-355.....100 | 800-765F.....138 | 800-857.....108 | 807-003.....140 |
| 509-013.....98 | 800-356.....100 | 800-765P.....138 | 800-857.....116 | 807-031.....140 |
| 509-013.....155 | 800-362.....97 | 800-765VC.....138 | 800-858.....108 | 807-032.....140 |
| 509-014.....98 | 800-364.....97 | 800-765VF.....138 | 800-858.....116 | 807-033.....140 |
| 509-014.....155 | 800-373.....99 | 800-766.....133 | 800-860.....117 | 807-071.....140 |
| 509-023.....98 | 800-373.....155 | 800-766F.....138 | 800-861.....108 | 807-072.....140 |
| 509-023.....155 | 800-374.....99 | 800-766M.....138 | 800-861.....117 | 807-073.....140 |
| 8000-10-2.....104 | 800-374.....155 | 800-766P.....138 | 800-863.....142 | 8100-10-10.....110 |
| 8000-10-ER.....107 | 800-375.....99 | 800-766S.....138 | 800-864.....142 | 8100-10-11.....110 |
| 8000-10-ES.....107 | 800-375.....155 | 800-766VF.....138 | 800-865.....108 | 8100-10-12.....110 |
| 8000-14-ER.....107 | 800-500.....100 | 800-802.....116 | 800-865.....117 | 8100-10-2.....110 |
| 8000-14-ES.....107 | 800-501.....100 | 800-802.....137 | 800-866.....108 | 8100-10-3.....110 |
| 8000-14-MR.....107 | 800-503.....97 | 800-803.....116 | 800-866.....117 | 8100-10-4.....110 |
| 8000-14-MS.....107 | 800-513.....99 | 800-805.....108 | 800-867.....122 | 8100-10-5.....110 |
| 8000-14-XP.....107 | 800-513.....155 | 800-805.....116 | 800-874F.....132 | 8100-10-6.....110 |
| 8000A-10-2.....104 | 800-514.....99 | 800-806.....108 | 800-874LP.....132 | 8100-10-7.....110 |
| 8000AP-10-2.....106 | 800-514.....155 | 800-806.....116 | 800-874M.....132 | 8100-10-8.....110 |
| 8000P-10-2.....105 | 800-515.....99 | 800-815.....118 | 800-874S.....132 | 8100-10-9.....110 |
| 8000P-14-2.....106 | 800-515.....155 | 800-816.....118 | 800-874VC.....132 | 8100-10-XP.....111 |
| 8000S-10-2.....105 | 800-523.....99 | 800-825.....117 | 800-874VF.....132 | 8100A-10-10.....110 |
| 8000SP-10-2.....106 | 800-523.....155 | 800-825.....108 | 800-875.....133 | 8100A-10-11.....110 |
| 8000T-10-2.....105 | 800-524.....99 | 800-835.....133 | 800-875F.....132 | 8100A-10-12.....110 |
| 800-134.....123 | 800-524.....155 | 800-835F.....136 | 800-875LP.....132 | 8100A-10-2.....110 |
| 800-135.....123 | 800-525.....99 | 800-835M.....136 | 800-875M.....132 | 8100A-10-3.....110 |
| 800-140.....118 | 800-525.....155 | 800-835P.....136 | 800-875S.....132 | 8100A-10-4.....110 |
| 800-141.....118 | 800-652.....90 | 800-835S.....136 | 800-875VC.....132 | 8100A-10-5.....110 |
| 800-142.....118 | 800-653.....90 | 800-835VC.....136 | 800-875VF.....132 | 8100A-10-6.....110 |
| 800-143.....118 | 800-654.....90 | 800-835VF.....136 | 800-876.....133 | 8100A-10-7.....110 |
| 800-143C.....119 | 800-654.....143 | 800-836.....133 | 800-876F.....132 | 8100A-10-8.....110 |
| 800-143P.....119 | 800-655.....90 | 800-836F.....136 | 800-876LP.....132 | 8100A-10-9.....110 |
| 800-144.....118 | 800-655.....143 | 800-836M.....136 | 800-876M.....132 | 8100P-10-10.....109 |
| 800-144C.....119 | 800-662.....89 | 800-836P.....136 | 800-876S.....132 | 8100P-10-11.....109 |
| 800-144P.....119 | 800-662.....142 | 800-836S.....136 | 800-876VF.....132 | 8100P-10-12.....109 |
| 800-145.....118 | 800-663.....89 | 800-836VF.....136 | 800-877.....133 | 8100P-10-2.....109 |
| 800-145C.....119 | 800-663.....142 | 800-837.....133 | 800-877F.....132 | 8100P-10-3.....109 |
| 800-145P.....119 | 800-664.....89 | 800-837F.....136 | 800-877LP.....132 | 8100P-10-4.....109 |
| 800-200.....118 | 800-664.....142 | 800-837M.....136 | 800-877M.....132 | 8100P-10-5.....109 |
| 800-234.....123 | 800-665.....89 | 800-837P.....136 | 800-877S.....132 | 8100P-10-6.....109 |
| 800-235.....123 | 800-665.....142 | 800-837S.....136 | 800-881.....137 | 8100P-10-7.....109 |
| 800-244.....123 | 800-667.....143 | 800-837U.....136 | 800-884F.....134 | 8100P-10-8.....109 |
| 800-245.....137 | 800-668.....143 | 800-838U.....136 | 800-884M.....134 | 8100P-10-9.....109 |
| 800-246.....137 | 800-669.....143 | 800-841.....139 | 800-884P.....134 | 810-100.....111 |
| 800-250.....155 | 800-673.....89 | 800-842.....139 | 800-884S.....134 | 810-102.....111 |
| 800-251.....155 | 800-673.....142 | 800-845.....107 | 800-884VC.....134 | 810-103.....112 |
| 800-252.....155 | 800-675.....89 | 800-845.....118 | 800-884VF.....134 | 810-104.....112 |
| 800-253.....155 | 800-675.....142 | 800-846.....107 | 800-885F.....135 | 810-105.....110 |
| 800-304.....97 | 800-683.....89 | 800-846.....118 | 800-885M.....135 | 810-106.....111 |
| 800-305.....97 | 800-684.....89 | 800-853.....116 | 800-885P.....135 | 810-107.....111 |
| 800-313.....97 | 800-692.....89 | 800-855.....107 | 800-885S.....135 | 810-142EP.....112 |
| 800-314.....97 | 800-692.....143 | 800-855.....117 | 800-885VC.....135 | 810-143EP.....112 |
| 800-323.....98 | 800-693.....89 | 800-855.....122 | 800-885VF.....135 | 810-144EP.....112 |
| 800-324.....98 | 800-693.....143 | 800-855B.....107 | 800-886F.....135 | 810-145EP.....112 |
| 800-332.....116 | 800-703.....141 | 800-855B.....117 | 800-886M.....135 | 8200-10-10.....115 |
| 800-333.....98 | 800-704.....141 | 800-855R.....107 | 800-886P.....135 | 8200-10-11.....115 |
| 800-334.....98 | 800-704NE.....141 | 800-855R.....117 | 800-886S.....135 | 8200-10-12.....115 |
| 800-340.....100 | 800-705.....141 | 800-855T.....107 | 800-886VF.....135 | 8200-10-2.....115 |
| 800-340-34.....100 | 800-706.....141 | 800-855T.....117 | 800-887F.....135 | 8200-10-3.....115 |
| 800-340-40.....100 | 800-709.....141 | 800-855T.....122 | 800-887M.....135 | 8200-10-4.....115 |
| 800-340-55.....100 | 800-710.....141 | 800-856.....107 | 800-887P.....135 | 8200-10-5.....115 |
| 800-345.....97 | 800-713.....141 | 800-856.....117 | 800-887S.....135 | 8200-10-6.....115 |
| 800-348.....97 | 800-714.....141 | 800-856B.....107 | 800-QT100.....96 | 8200-10-7.....115 |
| 800-349.....96 | 800-715.....141 | 800-856B.....117 | 800-QT100R.....96 | 8200-10-8.....115 |
| 800-351.....100 | 800-716.....141 | 800-856R.....107 | 800-QT200.....96 | 8200-10-9.....115 |

INDEX BY PART NUMBER

| | | | | | | | |
|-------------------|-----|------------------|-----|-------------------|-----|----------------|-----|
| 8200-14-10..... | 116 | 8200T-10-5..... | 115 | 8300E-10-7..... | 128 | 833-855..... | 129 |
| 8200-14-11..... | 116 | 8200T-10-6..... | 115 | 8300E-10-8..... | 128 | 833-855B..... | 129 |
| 8200-14-12..... | 116 | 8200T-10-7..... | 115 | 8300E-10-9..... | 128 | 833-855R..... | 129 |
| 8200-14-4..... | 116 | 8200T-10-8..... | 115 | 8300EV-10-10..... | 128 | 833-861..... | 130 |
| 8200-14-5..... | 116 | 8200T-10-9..... | 115 | 8300EV-10-11..... | 128 | 833-862..... | 131 |
| 8200-14-6..... | 116 | 8200T-14-10..... | 115 | 8300EV-10-12..... | 128 | 8400-25-4..... | 124 |
| 8200-14-7..... | 116 | 8200T-14-11..... | 115 | 8300EV-10-2..... | 128 | 8400-25-6..... | 124 |
| 8200-14-8..... | 116 | 8200T-14-12..... | 115 | 8300EV-10-3..... | 128 | 8400-25-8..... | 124 |
| 8200-14-9..... | 116 | 8200T-14-4..... | 115 | 8300EV-10-4..... | 128 | 850-125..... | 101 |
| 8200AP-10-10..... | 114 | 8200T-14-5..... | 115 | 8300EV-10-5..... | 128 | 850-129..... | 101 |
| 8200AP-10-11..... | 114 | 8200T-14-6..... | 115 | 8300EV-10-6..... | 128 | 850-133..... | 101 |
| 8200AP-10-12..... | 114 | 8200T-14-7..... | 115 | 8300EV-10-7..... | 128 | 850-135..... | 101 |
| 8200AP-10-2..... | 114 | 8200T-14-8..... | 115 | 8300EV-10-8..... | 128 | 850-139..... | 101 |
| 8200AP-10-3..... | 114 | 8200T-14-9..... | 115 | 8300EV-10-9..... | 128 | 850-144..... | 101 |
| 8200AP-10-4..... | 114 | 8220-15-2..... | 120 | 830-140..... | 130 | 850-149..... | 101 |
| 8200AP-10-5..... | 114 | 8220-15-2X..... | 121 | 830-142..... | 130 | 850-151..... | 102 |
| 8200AP-10-6..... | 114 | 8220-15-3..... | 120 | 830-142C..... | 130 | 850-155..... | 102 |
| 8200AP-10-7..... | 114 | 8220-15-3X..... | 121 | 830-143..... | 130 | 850-155..... | 102 |
| 8200AP-10-8..... | 114 | 8220-15-4..... | 120 | 830-143C..... | 130 | 850-161..... | 102 |
| 8200AP-10-9..... | 114 | 8220-15-4X..... | 121 | 830-143P..... | 130 | 850-165..... | 102 |
| 8200P-10-10..... | 113 | 8220-15-5..... | 120 | 830-144..... | 130 | 860-020..... | 147 |
| 8200P-10-11..... | 113 | 8220-15-5X..... | 121 | 830-144C..... | 130 | 860-023..... | 147 |
| 8200P-10-12..... | 113 | 8220-15-6..... | 120 | 830-145..... | 130 | 860-024..... | 147 |
| 8200P-10-2..... | 113 | 8220-15-6X..... | 121 | 830-145C..... | 130 | 860-025..... | 147 |
| 8200P-10-3..... | 113 | 8220-15-7..... | 120 | 830-201..... | 129 | 860-100..... | 147 |
| 8200P-10-4..... | 113 | 8220-15-7X..... | 121 | 830-201S..... | 129 | 860-333..... | 147 |
| 8200P-10-5..... | 113 | 8220-15-8..... | 120 | 8330-10-10..... | 127 | 800-660..... | 143 |
| 8200P-10-6..... | 113 | 8220-15-8X..... | 121 | 8330-10-11..... | 127 | 900-090..... | 36 |
| 8200P-10-7..... | 113 | 8220-20-2..... | 120 | 8330-10-12..... | 127 | 900-091..... | 36 |
| 8200P-10-8..... | 113 | 8220-20-2X..... | 121 | 8330-10-2..... | 127 | 900-092..... | 36 |
| 8200P-10-9..... | 113 | 8220-20-3..... | 120 | 8330-10-3..... | 127 | 900-093..... | 36 |
| 8200P-14-10..... | 113 | 8220-20-3X..... | 121 | 8330-10-4..... | 127 | 900-094..... | 36 |
| 8200P-14-11..... | 113 | 8220-20-4..... | 120 | 8330-10-5..... | 127 | 900-095..... | 36 |
| 8200P-14-12..... | 113 | 8220-20-4X..... | 121 | 8330-10-6..... | 127 | 900-096..... | 36 |
| 8200P-14-4..... | 113 | 8220-20-5..... | 120 | 8330-10-7..... | 127 | 900-097..... | 36 |
| 8200P-14-5..... | 113 | 8220-20-5X..... | 121 | 8330-10-8..... | 127 | 833-815..... | 129 |
| 8200P-14-6..... | 113 | 8220-20-6..... | 120 | 8330-10-9..... | 127 | VT-HTRP..... | 95 |
| 8200P-14-7..... | 113 | 8220-20-6X..... | 121 | 8330AP-10-10..... | 127 | VT-LF..... | 95 |
| 8200P-14-8..... | 113 | 8220S-15-2..... | 121 | 8330AP-10-11..... | 127 | VT-MP..... | 94 |
| 8200P-14-9..... | 113 | 8220S-15-3..... | 121 | 8330AP-10-12..... | 127 | VT-RP..... | 94 |
| 8200SP-10-10..... | 114 | 8220S-15-4..... | 121 | 8330AP-10-2..... | 127 | VT-RPH..... | 95 |
| 8200SP-10-11..... | 114 | 8220S-15-5..... | 121 | 8330AP-10-3..... | 127 | VT-RRC..... | 95 |
| 8200SP-10-12..... | 114 | 8220S-15-6..... | 121 | 8330AP-10-4..... | 127 | VT-RTS..... | 94 |
| 8200SP-10-2..... | 114 | 8220S-15-7..... | 121 | 8330AP-10-5..... | 127 | VT-SM..... | 95 |
| 8200SP-10-3..... | 114 | 8220S-15-8..... | 121 | 8330AP-10-6..... | 127 | | |
| 8200SP-10-4..... | 114 | 8220S-20-2..... | 121 | 8330AP-10-7..... | 127 | | |
| 8200SP-10-5..... | 114 | 8220S-20-3..... | 121 | 8330AP-10-8..... | 127 | | |
| 8200SP-10-6..... | 114 | 8220S-20-4..... | 121 | 8330AP-10-9..... | 127 | | |
| 8200SP-10-7..... | 114 | 8220S-20-5..... | 121 | 8330P-10-10..... | 126 | | |
| 8200SP-10-8..... | 114 | 8220S-20-6..... | 121 | 8330P-10-11..... | 126 | | |
| 8200SP-10-9..... | 114 | 822-817..... | 122 | 8330P-10-12..... | 126 | | |
| 8200SP-14-10..... | 114 | 822-818..... | 122 | 8330P-10-2..... | 126 | | |
| 8200SP-14-11..... | 114 | 822-857..... | 122 | 8330P-10-3..... | 126 | | |
| 8200SP-14-12..... | 114 | 822-861..... | 123 | 8330P-10-4..... | 126 | | |
| 8200SP-14-4..... | 114 | 822-862..... | 123 | 8330P-10-5..... | 126 | | |
| 8200SP-14-5..... | 114 | 822-863..... | 123 | 8330P-10-6..... | 126 | | |
| 8200SP-14-6..... | 114 | 822-867..... | 123 | 8330P-10-7..... | 126 | | |
| 8200SP-14-7..... | 114 | 822-868..... | 123 | 8330P-10-8..... | 126 | | |
| 8200SP-14-8..... | 114 | 8300E-10-10..... | 128 | 8330P-10-9..... | 126 | | |
| 8200SP-14-9..... | 114 | 8300E-10-11..... | 128 | 833-141..... | 130 | | |
| 8200T-10-10..... | 115 | 8300E-10-12..... | 128 | 833-805..... | 129 | | |
| 8200T-10-11..... | 115 | 8300E-10-2..... | 128 | 833-825..... | 129 | | |
| 8200T-10-12..... | 115 | 8300E-10-3..... | 128 | 833-825B..... | 129 | | |
| 8200T-10-2..... | 115 | 8300E-10-4..... | 128 | 833-825R..... | 129 | | |
| 8200T-10-3..... | 115 | 8300E-10-5..... | 128 | 833-835R..... | 129 | | |
| 8200T-10-4..... | 115 | 8300E-10-6..... | 128 | 833-845..... | 131 | | |

Thank you for choosing Legend.



Made in the USA



300 N. Opdyke Rd.
Auburn Hills, MI 48326
Phone: 800-752-2082
Fax: 800-835-4457
web: www.legendvalve.com
email: service@legendvalve.com



LT-CWS0616