

Project Name:

Location:

Engineer:

Submitted to:

Submitted by:

Reference:

Approval:

Date:

Construction:

Unit #:

Drawing #:

MODEL COMPATIBILITY:

Part Number	Compatible Indoor Unit Models
KRP1C74 (15.7" Harness)	FXHQ, FXLQ, FXMQ, FXNQ, FXSQ, FHQ, FBQ, FDMQ
KRP1C75 (78.7" Harness)	FXDQ, FXEQ, FXFQ, FXTQ, FXZQ, FCQ, FTQ, FFQ, CXTQ
Not Available	FXAQ, FXUQ, FAQ


Required Installation Kit/ Mounting Plate:

Installation Kit/ Mounting Plate	Compatible Indoor Unit Models
KRP1BB101	FXDQ, FXEQ, FXTQ, FXZQ, FTQ, FFQ, CXTQ
KRP1H98	FXFQ_T, FCQ
KRP1C93	FXHQ, FHQ
KRP4A96	FXMQ_PBVJU, FBQ
KRP4A98	FXSQ_TA, FDMQ

SPECIFICATIONS:

Model	KRP1C74/KRP1C75	
Description	Wiring Adaptor	
Maximum Connections	1 Indoor Unit	
Dimensions	3.94 x 3.94 inches (100 x 100 mm)	
Weight	0.18lbs (80g)	
Allowable Voltage/Current	X1-X2	Voltage: AC24V – 240V Current: 20mA - 1.2A
	X3-X4	Voltage: AC24V – 240V Current: 20mA - 1.2A
	Y1-YC	Voltage: AC24V – 240V Current: 20mA - 1.2A
	Y2-YC	Voltage: AC24V – 240V Current: 20mA - 1.2A
	Y3-Y4	DO NOT USE

PRODUCT IMAGE:



FEATURES:

- Applied to interlock external equipment with indoor unit's operation status
- X1-X2 provides a normally open dry contact to interlock with the indoor unit's thermo-on/thermo-off status*
- X3-X4 provides a normally open dry contact to interlock with the indoor unit's fan on status
- Y1-YC provides a normally open dry contact for auxiliary heater control. The auxiliary heater control logic is determined by the indoor unit, and varies based on indoor unit model
- Y2-YC provides a normally open dry contact to interlock with the indoor unit's heating thermo-on status

Daikin North America LLC, 5151 San Felipe, Suite 500, Houston TX, 77056

www.daikinac.com www.daikincity.com

(Daikin's products are subject to continuous improvements. Daikin reserves the right to modify product design, specifications and information in this data sheet without notice and without incurring any obligations)

Project Name:

Location:

Engineer:

Submitted to:

Submitted by:

Reference:

Approval:

Date:

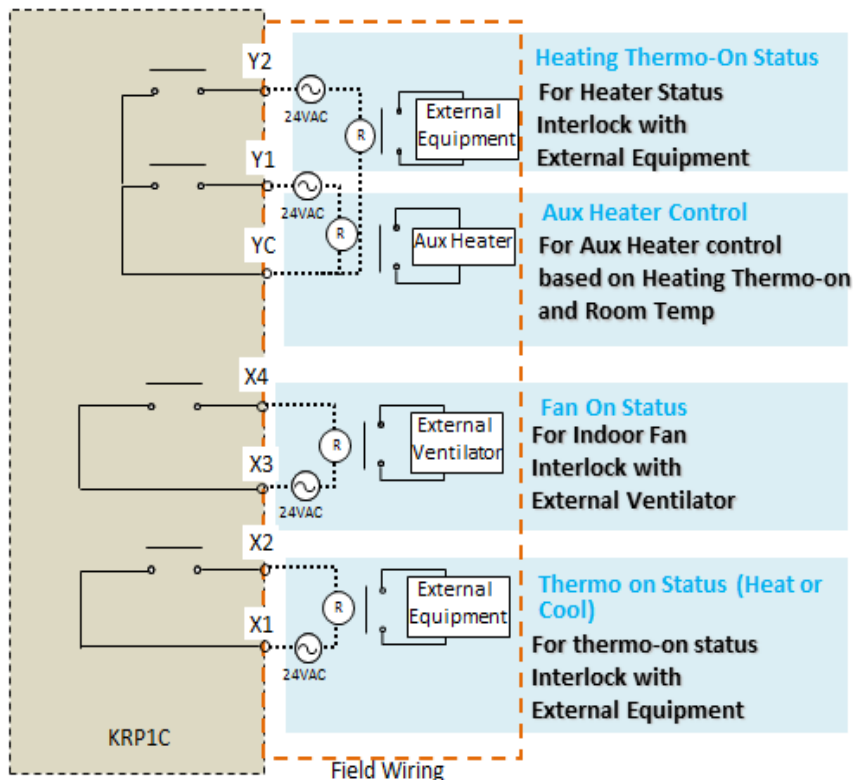

Construction:

Unit #:

Drawing #:

* The X1-X2 output can be configured to interlock with indoor unit operation on/off status or Alarm on/off by field setting 12(22)-0-xx

FIELD WIRING:



Daikin North America LLC, 5151 San Felipe, Suite 500, Houston TX, 77056

www.daikinac.com www.daikincity.com

(Daikin's products are subject to continuous improvements. Daikin reserves the right to modify product design, specifications and information in this data sheet without notice and without incurring any obligations)



Submittal Data Sheet

KRP1C74 / KRP1C75 – Wiring Adaptor

Project Name: _____

Location: _____

Engineer: _____

Submitted to: _____

Submitted by: _____

Reference: _____

Approval: _____

Date: _____

Construction: _____

Unit #: _____

Drawing #: _____

DOCUMENTATION:

Documentation available on www.daikincity.com and/or www.daikinac.com:

- Submittal
- Installation Manual

Daikin North America LLC, 5151 San Felipe, Suite 500, Houston TX, 77056

www.daikinac.com www.daikincity.com

(Daikin's products are subject to continuous improvements. Daikin reserves the right to modify product design, specifications and information in this data sheet without notice and without incurring any obligations)