


**NATIONAL
COMFORT
PRODUCTS**

HEATING & A/C EQUIPMENT

*Thru-the-Wall Comfort
for all types of Multi-Family Construction*



AHRI CERTIFIED®
www.ahridirectory.org

Go Thru-the-Wall



OUR HISTORY

National Comfort Products is a leading manufacturer of thru-the-wall heating and air conditioning equipment for the multi-family industry and has been for over 25 years. National Comfort Products markets worldwide through wholesalers who represent the finest in heating and air conditioning products. We have built our reputation on high quality products and fast, efficient service, making National Comfort Products a leader in customer satisfaction.

Here at National Comfort Products, our team is committed to advanced research and development to continuously develop products using the latest advances in energy technology and design.

RESEARCH AND DEVELOPMENT

Our team is comprised of engineering, manufacturing and quality professionals dedicated to creating innovative solutions for advanced technologies. The people at National Comfort Products focus on the complete manufacturing process, from design to quality control, designing advanced heating and air conditioning products which are easier to use, more accurate, and more functional. Our research and development is supported with an in-house lab that can replicate indoor and outdoor temperatures over a wide span.

STATE-OF-THE-ART FACILITY

National Comfort Product's 200,000 square-foot manufacturing facility in Bensalem, PA, features sophisticated metal fabricating equipment, a robotic brake, punching cells, and copper machines.

With new state-of-the-art tooling, including refrigeration charging, leak checking equipment, and metal processing equipment, we ensure that all of our heating and air conditioning equipment meets our high quality standard before it is shipped to our customers. All phases of the manufacturing process from engineering and design to fabrication and assembly are done in-house by our experienced personnel.

CONTACT US

Visit us at www.NationalComfortProducts.com for additional information on any of our products or call us at 800-523-7138.



OUR PRODUCTS

Thru the Wall Comfort Packs

Our Comfort Pack, with the options of gas or electric heat and electric cooling, comes in a total self-contained package offering easier installation, access and efficiency. Models range from 1 to 2 tons and come pre-charged and pre-wired. The heating sections have an input range up to 64,000 Btuh for gas and 15 KW for electric.

All Comfort Pack Units meet Department of Energy requirements.



Comfort Pack Advantages

Gas Furnance available in Condensing and Non Condensing as well as Electric Heat



Gas Non Condensing Furnace Models

80% AFUE
Slide-Out Furnace
with Stainless
Steel Heat Exchanger




Electric Heat Models

2 Stage Electric Heat
with Triac Control Board
Electric Code Compliant



Gas Condensing Furnace Models

Up to 95% AFUE
Slide-Out Furnace
with Stainless
Steel Heat Exchanger



Universal Cooling
Chassis, Slides Out for
Ease of Service



Easy Access Refrigeration
Service Ports Utilizing
Low Loss Coremax
Technology



Auxiliary Drain Provides
Built In Condensate
Overflow Protection



Polarized Molex Plugs
Allowing for Simple
Disconnect from Cabinet

Thru-the-Wall Comfort for all types of Multi-Family Construction



Comfort Pack Gas Non Condensing Furnace 12 SEER – 80% AFUE

Gas Models

CPG41128-U	1	Ton Cooling	28MBTU Gas Heating
CPG41138-U	1	Ton Cooling	38MBTU Gas Heating
CPG41728-U	1.5	Ton Cooling	28MBTU Gas Heating
CPG41738-U	1.5	Ton Cooling	38MBTU Gas Heating
CPG41751-U	1.5	Ton Cooling	51MBTU Gas Heating
CPG41764-U	1.5	Ton Cooling	64MBTU Gas Heating
CPG42328-U	2	Ton Cooling	28MBTU Gas Heating
CPG42338-U	2	Ton Cooling	38MBTU Gas Heating
CPG42351-U	2	Ton Cooling	51MBTU Gas Heating
CPG42364-U	2	Ton Cooling	64MBTU Gas Heating



Comfort Pack Electric 12 SEER – 2 Stage Electric Heat

Electric Models

CPE41103-U	1	Ton Cooling	3 KW Electric Heating
CPE41105-U	1	Ton Cooling	5 KW Electric Heating
CPE41107-U	1	Ton Cooling	7 KW Electric Heating
CPE41110-U	1	Ton Cooling	10 KW Electric Heating
CPE41703-U	1.5	Ton Cooling	3 KW Electric Heating
CPE41705-U	1.5	Ton Cooling	5 KW Electric Heating
CPE41707-U	1.5	Ton Cooling	7 KW Electric Heating
CPE41710-U	1.5	Ton Cooling	10 KW Electric Heating
CPE41715-U	1.5	Ton Cooling	15 KW Electric Heating
CPE42303-U	2	Ton Cooling	3 KW Electric Heating
CPE42305-U	2	Ton Cooling	5 KW Electric Heating
CPE42307-U	2	Ton Cooling	7 KW Electric Heating
CPE42310-U	2	Ton Cooling	10 KW Electric Heating
CPE42315-U	2	Ton Cooling	15 KW Electric Heating





Comfort Pack Gas Condensing Furnace

12 SEER – up to 95% AFUE

Gas Models

CPG41125-U	1	Ton Cooling	25MBTU Gas Heating	94 AFUE
CPG41132-U	1	Ton Cooling	32MBTU Gas Heating	95 AFUE
CPG41725-U	1.5	Ton Cooling	25MBTU Gas Heating	94 AFUE
CPG41732-U	1.5	Ton Cooling	32MBTU Gas Heating	95 AFUE
CPG41743-U	1.5	Ton Cooling	43MBTU Gas Heating	94 AFUE
CPG41750-U	1.5	Ton Cooling	50MBTU Gas Heating	93 AFUE
CPG42325-U	2	Ton Cooling	25MBTU Gas Heating	94 AFUE
CPG42332-U	2	Ton Cooling	32MBTU Gas Heating	95 AFUE
CPG42343-U	2	Ton Cooling	43MBTU Gas Heating	94 AFUE
CPG42350-U	2	Ton Cooling	50MBTU Gas Heating	93 AFUE



Optional Products

Comfort Pack Return Air Boot

The Return Air Boot is designed for use with all NCP Comfort Pack units. It is a simple 2 piece assembly and is reversible for top left or top right return and is ready for a 16 x 10 Standard Slip and Drive Duct.

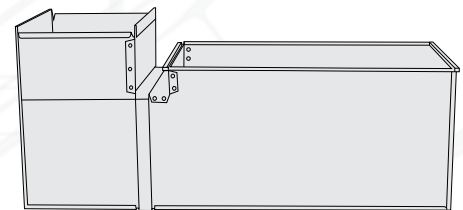
Return Boot

CPRB

Comfort Pack Return Boot

CPRB-WC

Comfort Pack Return Boot w/ Canvas Connector





Thru The Wall Condensing Units

HIGHER EFFICIENCIES

Available Now!

Thru the Wall Split System Condensing Units

Our line of split-system condensing units have a capacity range of 1.5 to 2.5 tons. Condensing units are offered in four different cabinet sizes to fit applications with minimum modifications to the existing opening. All of our units are rated per the DOE Standard and are perfect for new multi-family apartment projects.

All Split System Condensing Units meet Department of Energy requirements.



1000 Series | Up to 13 SEER

NCPE-418-1010	1.5	Ton Cooling Only	26 1/4 W x 28 5/8 H	up to 13 SEER
NCPE-424-1010	2	Ton Cooling Only	26 1/4 W x 28 5/8 H	up to 12.5 SEER
NCPE-430-1010	2.5	Ton Cooling Only	26 1/4 W x 28 5/8 H	up to 12 SEER

3000 Series | Up to 13 SEER

NCPE-418-3010	1.5	Ton Cooling Only	24 1/8 W x 32 H	up to 13 SEER
NCPE-424-3010	2	Ton Cooling Only	24 1/8 W x 32 H	up to 12.5 SEER
NCPE-430-3010	2.5	Ton Cooling Only	24 1/8 W x 32 H	up to 12 SEER

4000 Series | Up to 13 SEER

NCPE-418-4010	1.5	Ton Cooling Only	30 W x 23 H	up to 13 SEER
NCPE-424-4010	2	Ton Cooling Only	30 W x 23 H	up to 12.5 SEER
NCPE-430-4010	2.5	Ton Cooling Only	30 W x 23 H	up to 12 SEER

5000 Series | Up to 14 SEER

NCPE-418-5010	1.5	Ton Cooling Only	26 7/8 W x 39 H	up to 14 SEER
NCPE-424-5010	2	Ton Cooling Only	26 7/8 W x 39 H	up to 14 SEER
NCPE-430-5010	2.5	Ton Cooling Only	26 7/8 W x 39 H	up to 14 SEER



*Please consult the DOE CCMS data base (<https://tinyurl.com/y9f6n7ap>) for a list of rated combinations of indoor and outdoor units. Combinations of outdoor and indoor units that are not rated will require factory testing and listing with DOE. Please consult the factory.



Thru the Wall Split System Heat Pumps

3000 Series Heat Pump

Available up to 12 SEER, 7.4 HSPF (Heating Seasonal Performance Factor). Our 3000 Series heat pump when matched with our A-Series air handler will provide a complete system.

All Heat Pump Units meet Department of Energy requirements.

3000 Series | 12 SEER | 7.4 HSPF

NHPA-418-3019	1.5	Ton Heat Pump	24 1/8 W x 32 H
NHPA-424-3019	2	Ton Heat Pump	24 1/8 W x 32 H



*Please consult the DOE CCMS data base (<https://tinyurl.com/y9f6n7ap>) for a list of rated combinations of indoor and outdoor units. Combinations of outdoor and indoor units that are not rated will require factory testing and listing with DOE. Please consult the factory.



HIGHER EFFICIENCY 5000 Series Heat Pump

Thru the Wall Split System System Heat Pumps

5000 Series Heat Pump

Available up to 13 SEER, 7.6 HSPF (Heating Seasonal Performance Factor). Our 5000 Series heat pump when matched with our A-Series air handler will provide a complete system.

All Heat Pumps Department of Energy listed.

5000 Series | Up to 13 SEER | 7.6 HSPF

NHPA-418-5019	1.5	Ton Heat Pump	26 7/8 W x 38 7/8 H
NHPA-424-5019	2	Ton Heat Pump	26 7/8 W x 38 7/8 H
NHPA-430-5019	2.5	aTon Heat Pump	26 7/8 W x 38 7/8 H



*Please consult the DOE CCMS data base (<https://tinyurl.com/y9f6n7ap>) for a list of rated combinations of indoor and outdoor units. Combinations of outdoor and indoor units that are not rated will require factory testing and listing with DOE. Please consult the factory.



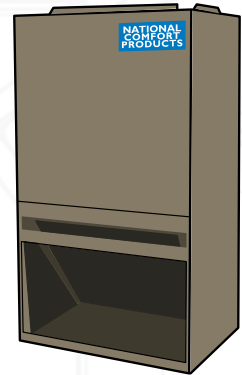
Air Handlers

Available in 2 ton and 3 ton sizes, our air handlers are tested to meet optimum efficiency when matched with our thru the wall condensing units and heat pumps. All air handlers are designed for simple installation and service.

Certified by AHRI when matched with National Comfort Products condensers.

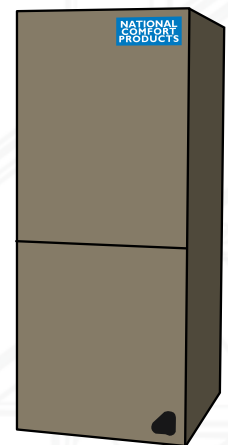
A Series | Apartment Style

NCPAH-24-A	2 Ton Wall Hung	AHRI Matched Air Handler
NCPAH-36-A	3 Ton Heat Pump	AHRI Matched Air Handler
EHK2-05B	5 KW Electric Heat Kit	
EHK2-08B	8 KW Electric Heat Kit	
EHK2-10B	10 KW Electric Heat Kit	



M Series | Multi Position

NCPAH-24-M	2 Ton Wall Hung	AHRI Matched Air Handler
NCPAH-36-M	3 Ton Wall Hung	AHRI Matched Air Handler
EHK-05A	5 KW Electric Heat Kit	
EHK-08A	8 KW Electric Heat Kit	
EHK-10A	10 KW Electric Heat Kit	
EHK-15B	15 KW Electric Heat Kit	



P Series | Ceiling Mount

NCPAH-24-P	2 Ton Pancake Style	AHRI Matched Air Handler	(Limited Stock Available)
NCPAH-36-P	3 Ton Pancake Style	AHRI Matched Air Handler	(No Longer Available)
EHK-05A	5 KW Electric Heat Kit		
EHK-08A	8 KW Electric Heat Kit		
EHK-10A	10 KW Electric Heat Kit		
EHK-15B	15 KW Electric Heat Kit		



Optional Products

Architectural Louver Grilles

Our louver grilles enhance the appearance of the building, while providing protection from the weather and possible vandalism. Grilles are available in anodized aluminum and in multiple colors.



Comfort Pack
Architectural Louver Grille
(shown in anodized aluminum)



Split-System
Architectural Louver Grille
(shown in anodized aluminum)



Comfort Pack
Powder Coated
Stamped Louver

Architectural Louvers

14269035	1000 Series Aluminum Architectural Louver
14269036	3000 Series Aluminum Architectural Louver
14269037	4000 Series Aluminum Architectural Louver
14269038	5000 Series Aluminum Architectural Louver
14269035-P	1000 Series Painted Architectural Louver
14269035-SP	1000 Series Painted Architectural Louver Sleeve Fit
14269036-P	3000 Series Painted Architectural Louver
14269036-SP	3000 Series Painted Architectural Louver Sleeve Fit
14269037-P	4000 Series Painted Architectural Louver
14269037-SP	4000 Series Painted Architectural Louver Sleeve Fit
14269038-P	5000 Series Painted Architectural Louver
14269038-SP	5000 Series Painted Architectural Louver Sleeve Fit
CPLG	Comfort Pack Aluminum Architectural Louver (Not for use on Condensing Gas Furnace Model)
CPLG-P	Comfort Pack Painted Architectural Louver (Not for use on Condensing Gas Furnace Model)
CPLG-S	Comfort Pack Aluminum Architectural Louver Sleeve Fit (Not for use on Condensing Gas Furnace Model)
CPLG-SP	Comfort Pack Painted Architectural Louver Sleeve Fit (Not for use on Condensing Gas Furnace Model)
CPSG-P	Comfort Pack Powder Coated Sleeve Fit Stamped Louver (Not for use on Condensing Gas Furnace Model)
CPLGX-P	Comfort Pack Condensing Gas Furnace Painted Architectural Louver Sleeve Fit
CPSGX-P	Comfort Pack Condensing Gas Furnace Powder Coated Sleeve Fit Stamped Louver

P = Painted
S = Sleeve Mounted

Optional Products

Wall Sleeves

Our wall sleeves are perfect for new construction providing accurate openings during building construction while units remain off-site through construction.



Comfort Pack
Wall Sleeve



Condensing Unit
Wall Sleeve

Wall Sleeves

1000-WSD-12	1000 Series Wall Sleeve
3000-WSD-12	3000 Series Wall Sleeve
4000-WSD-12	4000 Series Wall Sleeve
5000-WSD-12	5000 Series Wall Sleeve
CPWS	Comfort Pack Wall Sleeve
CPWSA	Comfort Pack Wall Sleeve Adapter (for Retrofits)

Condensing Unit Insulated Indoor Cover

The Indoor Sound Cover is to be used with NCP condensing units, properly installed in the WSD Series Wall Sleeve. (Models 1000-WSD-12, 3000-WSD-12, 4000-WSD-12 and 5000-WSD-12 only) When properly installed, the indoor sound is substantially reduced. As well, thermal conductivity from the outdoors is eliminated.

Sound Covers

1000 I.D. COVER	1000 Series Insulated Sound Cover
3000 I.D. COVER	3000 Series Insulated Sound Cover
4000 I.D. COVER	4000 Series Insulated Sound Cover
5000 I.D. COVER	5000 Series Insulated Sound Cover





NATIONAL COMFORT PRODUCTS

HEATING & A/C EQUIPMENT

National Comfort Products®

A Division of National Refrigeration & Air Conditioning Products, Inc.

539 Dunksferry Road | Bensalem, PA 19020

1-800-523-7138 | Fax: (215) 639-1674

www.NationalComfortProducts.com

