

*First Co.*

# WCX4

*Thru-The-Wall Condensing Unit*  
Lower Height Cabinet

1 – 2 Tons

12 SEER2

R454B



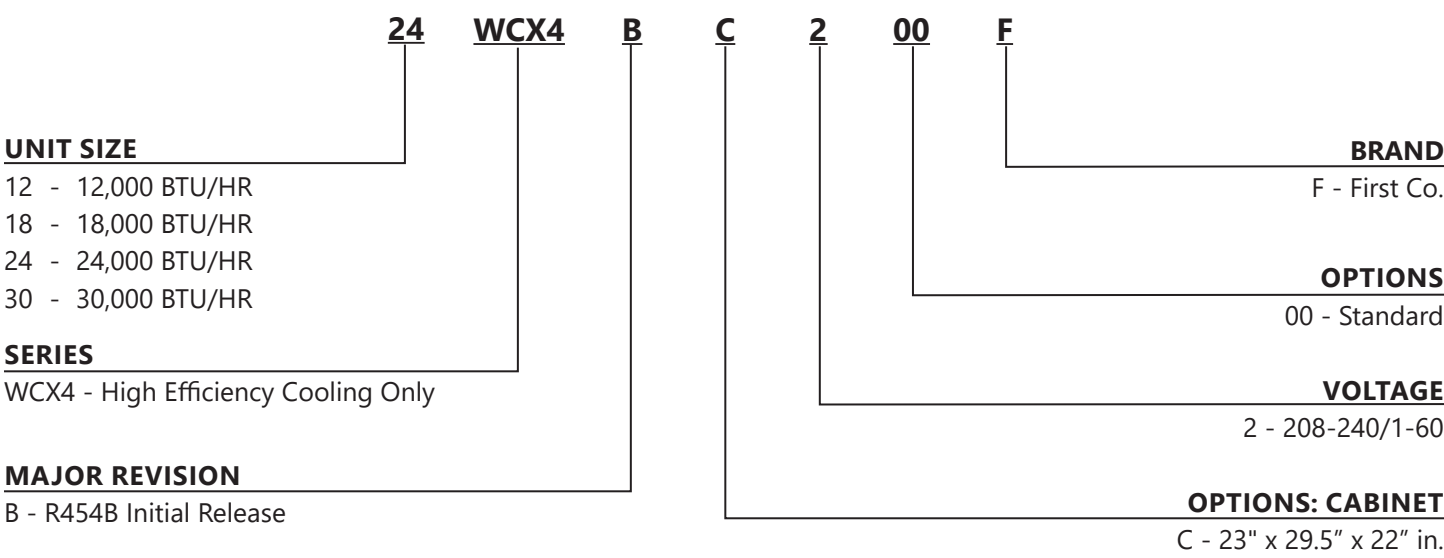
# TABLE OF CONTENTS

NOMENCLATURE .....2

FEATURES .....3

DIMENSIONS & ELECTRICAL DATA.....4

## NOMENCLATURE



---

# WCX4

## THRU-THE-WALL CONDENSING UNIT

### FEATURES

- Up to 12 SEER2 with matching air handler.
- Lower height cabinet.
- Smaller height for applications where height is an issue.
- Factory charged with R-454B refrigerant (charge will need to be field-adjusted).
- Uniquely designed cabinet side panels fit inside rather than outside the base pan to improve water containment on the sides of the cabinet.
- Extra-high efficiency scroll R-454B compressor.
- High pressure switch
- Efficient backwards curved fan moves more air over the condenser coil at lower operating watts than standard type blower.
- Sloped base pan - Positive water drainage from the unit to the building exterior.
- Plastic coated coil guard.
- Filter dryer
- Direct replacement for older WCU-CB

### THRU-THE-WALL VS CONVENTIONAL CONDENSING UNITS

- Lower Installation Costs - WCX4 condensing units install on the same floor as the apartment, town home, or condominium, resulting in considerable first cost savings in refrigerant, refrigerant piping, and electrical wiring compared to condensing units installed on the ground or roof.
- Easier to Service - Being located on the same floor as the apartment, town home, or condominium, service and routine maintenance of the WCX4 is much easier and can be performed by one person.
- Eliminates theft problems.
- No costly landscaping needed to hide the units.
- No condensing unit support pads required.
- No additional roof support expenses.
- No chaseways to roof or ground needed for refrigerant lines.

### OPTIONAL ACCESSORY

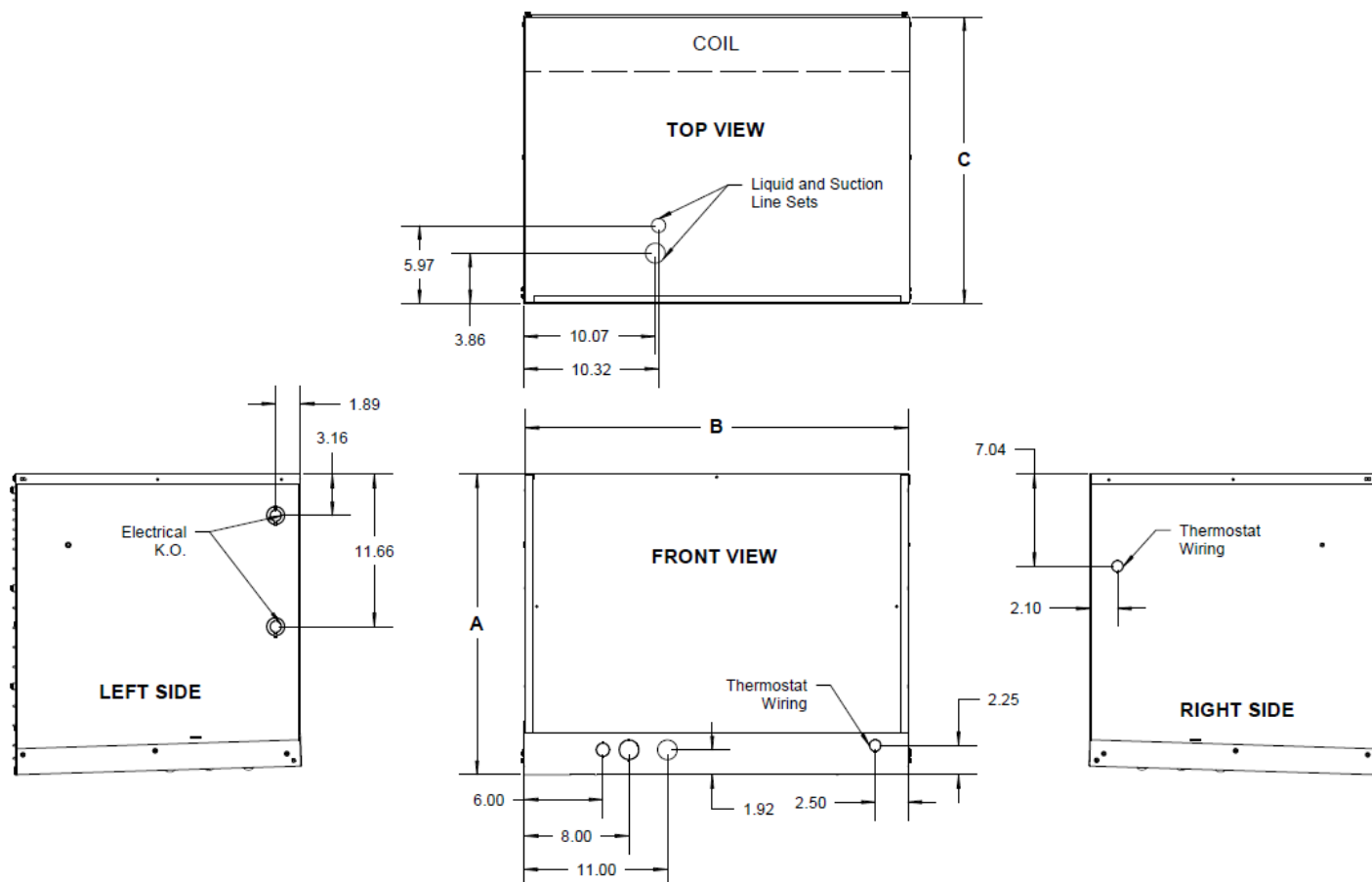
- Architectural Louver



# WCX4

## THRU-THE-WALL CONDENSING UNIT

### PHYSICAL DIMENSIONS



PHYSICAL DIMENSIONS					
Physical Dimensions	A	B	C	LIQ/SUCT. Line Connections (Sweat)	Approximate Ship Weight
12WCX4-BC	23	29.5	22	3/8 O.D. / 3/4 O.D.	125 lbs.
18WCX4-BC	23	29.5	22		134 lbs.
24WCX4-BC	23	29.5	22		140 lbs.

# WCX4

## THRU-THE-WALL CONDENSING UNIT

### ELECTRICAL DATA

ELECTRICAL DATA 208/240V - 1Ph - 60Hz						
Unit Model	Compressor		Condenser Fan		MCA	MOP
	LRA	RLA	FLA	HP		
12WCX4-BC	25	4.8	2.8	1/2	9	15
18WCX4-BC	47	7.18	2.8	1/2	12	15
24WCX4-BC	59	9.17	2.8	1/2	15	20


**NOTE:**

(1) SEER and capacity information are combination ratings certified by First Co. to the U.S. Department of Energy and AHRI. To view (and search) this listing, go to: <http://www.regulations.doe.gov/certification-data/> or <https://www.ahridirectory.org/>

(2) Contact First Co. for certified coil combinations.

### OPTIONAL ACCESSORIES

PART NUMBER	DESCRIPTION	DIMENSIONS
G200CB	Anodized aluminum architectural louver	23 X 29.5



Anodized Aluminum Architectural Louver





*AMERICAN-MADE. FAMILY OWNED.*



FIRST CO.  
P.O. BOX 270969 - DALLAS, TEXAS 75227  
PH. (214) 388-5751 | FAX (214) 388-2255  
[WWW.FIRSTCO.COM](http://WWW.FIRSTCO.COM)

**MAY 2025**