



## Endeavor® Line Air Handlers



### **RH2TZ**

Constant Torque Motor

Two-Stage Airflow

Efficiencies: 13.4 to 16.0 SEER2

Expansion Device: Thermal Expansion Valve (TXV)



Table of Contents

Features and Benefits .....3

Model Number Identification .....4

Dimensional Data .....5

Unit Dimensions & Weights .....6

Airflow Directional Data .....7

Airflow Performance Data ..... 8-12

Electrical Data ..... 13-18

Limited Warranty .....19

## Features and Benefits

- **Quiet Operation<sup>1</sup>:** Provided by a cabinet construction with 1.0 inch of foil faced insulation for quieter sound characteristics
- **Aluminum Indoor Coil Design:** Constructed of aluminum fins bonded to internally grooved aluminum tubing and are more corrosion resistant
- **Versatile 4-Way Convertible Compact Design:** Allow for upflow, downflow, horizontal left and horizontal right applications even in the smallest of spaces
- **Rugged Steel, Compact Cabinet Construction:** Designed for added strength and versatility
- **Field Installed Auxiliary Heater Kits:** Provide exact heat for indoor comfort and include circuit breakers which meet UL and cUL requirements for service disconnect
- **Less than 2% Cabinet Air Leakage at 1-inch H<sub>2</sub>O:** When tested in accordance with ASHRAE Standard 193

<sup>1</sup>Based on manufacturer's air handler offering, and the product's airflow stages, motor type and cabinet insulation. Sound levels are also dependent on air handler location and installation.

Air Handlers

<u>R</u>	<u>H</u>	<u>2</u>	<u>T</u>	<u>Z</u>	<u>24</u>	<u>17</u>	<u>S</u>	<u>T</u>	<u>A</u>	<u>N</u>	<u>N</u>	<u>A</u>
Brand	Product Category	Stages of Airflow	Motor Type	Refrigerant	Capacity BTU/HR	Width	Coil Size	Metering Device	Major Series*	Controls	Coil Series	Voltage
R - Rheem	H - Air Handlers	2 - Two-Stage	T - Constant Torque	Z - R-410A	24 - 24,000 [7.03 kW] 36 - 36,000 [10.55 kW] 48 - 48,000 [14.07 kW] 60 - 60,000 [17.58 kW]	17 - 17.5" 21 - 21" 24 - 24.5"	S - Standard Eff. M - Mid	T - TXV	A - 1st Design	N - Non-comm.	N - N Coil A - A Coil	A - 1ph, 115/60 J - 1ph, 208-240/60

[ ] Designates Metric Conversions

Available Models
RH2TZ2417STANNA
RH2TZ2417STANNJ
RH2TZ3617STANNA
RH2TZ3617STANNJ
RH2TZ3621MTANAA
RH2TZ3621MTANAJ
RH2TZ3621MTANNA
RH2TZ3621MTANNJ
RH2TZ3621STANNA
RH2TZ3621STANNJ
RH2TZ4821STANAA
RH2TZ4821STANAJ
RH2TZ4821STANNA
RH2TZ4821STANNJ
RH2TZ4824STANNA
RH2TZ4824STANNJ
RH2TZ6021STANAA
RH2TZ6021STANAJ
RH2TZ6024STANNA
RH2TZ6024STANNJ

Standard Equipment
Pre-painted cabinet
Four leg blower mount motor
Slide out blower design for service and maintenance convenience
Traditional open wire element design for heat applications
Field convertible for vertical downflow, horizontal left hand or right hand air supply
3 combustible floor base accessories fit all sizes for downflow installations
Indoor coil design provides low air side pressure drop, high performance and extremely compact size
Expansion valve on indoor coil provides for operation with air conditioning or heat pump
Coils are tested at the factory with an extensive refrigerant leak check
Coils have copper sweat refrigerant connections and utilize chatleff metering device connections
Supply duct flanges
Side or top provisions for field electrical connections
Inside connection for high voltage wiring
Outside connection for low voltage wiring
Concentric knockouts are provided for power connection
Front refrigerant and drain connections

Unit Dimensions

ELECTRICAL CONNECTIONS  
MAY EXIT TOP OR EITHER SIDE

HIGH VOLTAGE CONNECTION 7/8" [22.2 mm],  
1 1/32" [27.8 mm], 1 1/8" [50 mm] DIA. KNOCKOUTS.

LOW VOLTAGE CONNECTION  
5/8" [15.9 mm] AND 7/8" [22.2 mm] KNOCKOUT

AUXILIARY DRAIN CONNECTION  
3/4" [19.1 mm] FEMALE PIPE THREAD (NPT)  
HORIZONTAL APPLICATION ONLY

PRIMARY DRAIN CONNECTION  
3/4" [19.1 mm] FEMALE PIPE THREAD (NPT)

AUXILIARY DRAIN CONNECTION  
3/4" [19.1 mm] FEMALE PIPE THREAD (NPT)  
UPFLOW/DOWNFLOW APPLICATION ONLY

LIQUID LINE CONNECTION  
COPPER (SWEAT)

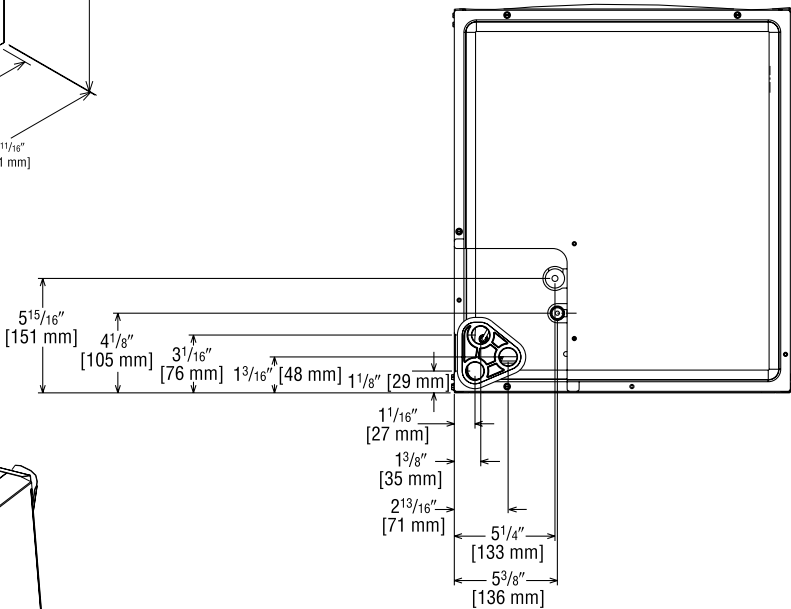
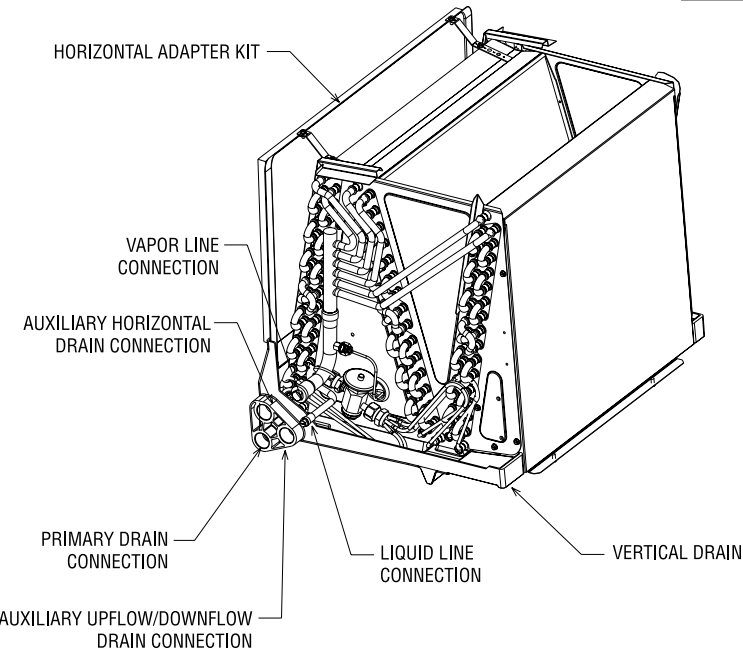
VAPOR LINE CONNECTION

SUPPLY AIR

NOTE: 24" CLEARANCE REQUIRED IN FRONT OF  
UNIT FOR FILTER AND COIL MAINTENANCE.

Return Air Opening Dimensions

Model Cabinet Size	Return Air Opening Width (Inches)	Return Air Opening Depth/Length (Inches)
17	15 7/8	19 3/4
21	19 3/8	19 3/4
24	22 7/8	19 3/4



UPFLOW UNIT SHOWN: UNIT MAY BE INSTALLED UPFLOW,  
DOWNFLOW, HORIZONTAL RIGHT OR LEFT AIR SUPPLY.

[ ] Designates Metric Conversions  
( ) Designates Unit with Double Coil Cabinet

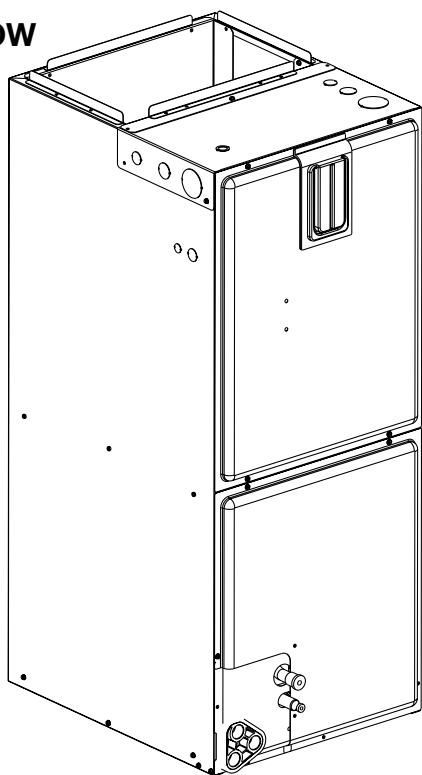
Unit Dimensions & Weights

Model Size RH2TZ	Refrigerant Connections Sweat (In.) [mm] ID		Unit Width “W” In. [mm]	Unit Height “H” In. [mm]	Supply Duct “A” In. [mm]	Air Flow CFM (Nom.) [L/s]		Unit Weight/Shipping Weight (Lbs.) [kg]
	Liquid	Vapor				Lo	Hi	Unit With Coil (Max. KW)
2417ST	3/8 [9.53]	3/4 [19.05]	17 1/2 [445]	42 1/2 [1080]	16 [406]	600 [283]	800 [378]	92/106 [42/48]
3617ST	3/8 [9.53]	3/4 [19.05]	17 1/2 [445]	42 1/2 [1080]	16 [406]	1000 [472]	1200 [566]	96/110 [44/50]
3621ST	3/8 [9.53]	3/4 [19.05]	21 [533]	42 1/2 [1080]	19 1/2 [495]	525 [248]	700 [330]	111/126 [50/57]
3621MT**N	3/8 [9.53]	7/8 [22.23]	21 [533]	50 1/2 [1282]	19 1/2 [495]	1000 [472]	1200 [566]	126/142 [57/64]
3621MT**A	3/8 [9.53]	7/8 [22.23]	21 [533]	57 [1448]	19 1/2 [495]	1000 [472]	1200 [566]	137/149 [62/68]
4821ST**N	3/8 [9.53]	7/8 [22.23]	21 [533]	50 1/2 [1282]	19 1/2 [495]	1400 [661]	1600 [755]	128/144 [56/65]
4821ST**A	3/8 [9.53]	7/8 [22.23]	21 [533]	57 [1448]	19 1/2 [495]	1400 [661]	1600 [755]	139/151 [63/68]
4824ST**N	3/8 [9.53]	7/8 [22.23]	24 1/2 [622]	55 1/2 [1410]	23 [584]	1050 [495]	1400 [660]	128/146 [58/66]
6021ST**A	3/8 [9.53]	7/8 [22.23]	21 [533]	57 [1448]	19 1/2 [495]	1600 [755]	1725 [814]	139/151 [63/68]
6024ST	3/8 [9.53]	7/8 [22.23]	24 1/2 [622]	55 1/2 [1410]	23 [584]	1200 [566]	1600 [755]	161/178 [73/81]


[ ] Designates Metric Conversions

## Airflow Directional Data

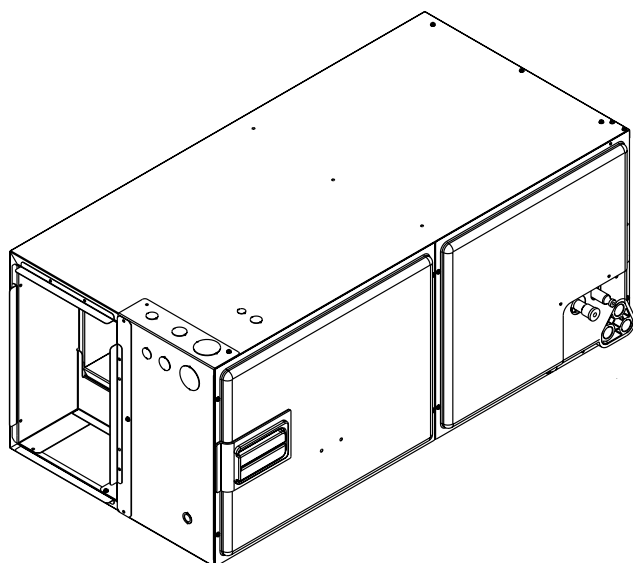
**UPFLOW**



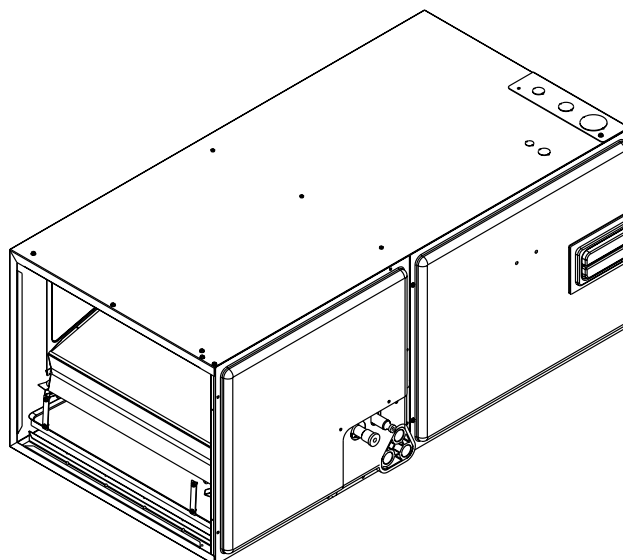
**DOWNFLOW**



**HORIZONTAL LEFT  
HAND AIRFLOW**



**HORIZONTAL RIGHT  
HAND AIRFLOW**



Airflow Performance

Airflow performance data is based on cooling performance with a coil and no filter in place. Select performance table for appropriate unit size, voltage and number of electric heaters to be used. Make sure external static applied to unit allows operation within the minimum and maximum limits shown in

table below for both cooling and electric heat operation. For optimum blower performance, operate the unit in the .3 [8 mm] to .7 inches [18 mm] W.C. external static range. Units with coils should be applied with a minimum of .1 inch [3 mm] W.C. external static range.

Airflow Operating Limits

Cabinet Width	17		17/21		21			24	
Cooling BTUH x 1,000 Cooling Tons Nominal	18 1.5	24 2	30 2.5	36 3	42 3.5	48 4	60 5	48 4	60 5
Heat Pump or Air Conditioning Maximum Heat/Cool CFM [L/s] (37.5 CFM [18 L/s]/1,000 BTUH) (450 CFM [212 L/s]/Ton Nominal)	675 [319]	900 [425]	1125 [531]	1350 [637]	1575 [743]	1800 [850]	1925 [907]	1800 [850]	1930* [911]
Heat Pump or Air Conditioning Nominal Heat/Cool CFM [L/s] (33.3 CFM [16 L/s]/1,000 BTUH) (400 CFM [189 L/s]/Ton Nominal)	600 [283]	800 [378]	1000 [472]	1200 [566]	1400 [661]	1600 [755]	1750 [826]	1550 [732]	1800* [850]
Heat Pump or Air Conditioning Minimum Heat/Cool CFM [L/s] (30.0 CFM [14 L/s]/1,000 BTUH) (360 CFM [170 L/s]/Ton Nominal)	540 [255]	720 [340]	900 [425]	1080 [510]	1260 [595]	1440 [680]	1575 [743]	1440 [680]	1620* [765]
Maximum kW Electric Heating & Minimum Electric Heat CFM [L/s]	13 487 [230]	13 617 [291]	18 814 [384]	18 1054 [497]	20 1171 [553]	25 1502 [709]	25 1502 [709]	25 1502 [709]	30 1666 [786]
Maximum Electric Heat Rise °F [°C]	80 [26.7]	63 [17.2]	66 [18.9]	51 [10.6]	49 [9.4]	50 [10]	50 [10]	50 [10]	54 [12.2]

[ ] Designates Metric Conversions

# 115V/208V/240V Airflow Performance Data – RH2TZ (Constant Torque (ECM) Motor)

Model No. RH2TZ	Tonnage Application	Motor Speed From Factory	Blower Size/ Motor HP [W] # of Speed	Motor Speed		CFM/RPM/WATTS — Dry Coil — No Filter									
						External Static Pressure Inches of W.C.									
						0.1	0.2	0.3	0.4	0.5	0.6	0.7	0.8	0.9	1.0
2417ST No Heater	1.5 Ton	4/5	10x8 1/3 HP [373] 5 Speed	2	CFM	835	664	501	434	362	294	273	243	217	194
					RPM	570	581	617	687	746	814	846	894	934	998
					Watts	89	70	59	66	72	78	78	82	86	90
				3	CFM	852	790	740	695	649	589	545	489	441	383
					RPM	586	634	686	740	791	851	899	951	990	1049
					Watts	94	98	105	113	121	129	136	144	149	159
2417ST with Heater	1.5 Ton	4/5	10x8 1/3 HP [373] 5 Speed	2	CFM	810	644	486	421	352	285	265	236	210	188
					RPM	599	610	648	721	783	854	889	939	981	1048
					Watts	96	77	65	71	78	85	85	89	93	98
				3	CFM	878	814	763	715	629	572	528	474	428	372
					RPM	558	604	654	705	830	894	944	998	1040	1101
					Watts	86	90	96	104	132	141	148	157	163	174
2417ST No Heater	2 Ton	4/5	10x8 1/3 HP [373] 5 Speed	4	CFM	829	662	555	482	430	363	303	260	202	181
					RPM	573	584	635	705	757	814	876	925	990	1027
					Watts	88	70	68	75	80	86	93	98	105	109
				5	CFM	974	927	882	838	799	761	710	660	611	563
					RPM	643	689	737	784	833	882	931	979	1023	1067
					Watts	127	135	143	151	159	168	176	185	192	200
2417ST with Heater	2 Ton	4/5	10x8 1/3 HP [373] 5 Speed	4	CFM	805	642	538	467	417	352	294	252	196	175
					RPM	602	613	666	741	795	855	920	971	1039	1079
					Watts	96	76	74	82	87	94	101	107	115	119
				5	CFM	970	955	907	850	775	736	701	650	609	566
					RPM	618	659	709	751	871	919	966	1024	1066	1110
					Watts	113	120	127	135	178	187	197	207	217	225
3617ST No Heater	2.5 Ton	4/5	10x10 1/2 HP [373] 5 Speed	2	CFM	857	721	665	594	539	473	401	342	318	284
					RPM	586	596	648	712	768	827	895	950	989	1056
					Watts	91	77	83	91	106	114	112	119	122	127
				3	CFM	1122	1079	1036	990	943	902	859	814	771	723
					RPM	710	750	784	817	859	899	883	735	744	720
					Watts	173	181	188	195	204	212	221	230	240	249
3617ST with Heater	2.5 Ton	4/5	10x10 1/2 HP [373] 5 Speed	2	CFM	831	700	645	576	523	459	389	332	308	276
					RPM	615	625	680	748	807	869	940	998	1038	1108
					Watts	99	84	90	99	116	124	121	130	133	138
				3	CFM	1157	1112	1068	1020	914	875	833	790	748	701
					RPM	508	546	731	662	902	944	966	1003	1045	1082
					Watts	159	166	172	179	222	231	241	251	261	271
3617ST No Heater	3 Ton	4/5	10x10 1/2 HP [373] 5 Speed	4	CFM	855	762	705	655	597	536	470	404	353	315
					RPM	588	617	662	716	777	831	875	953	937	973
					Watts	103	87	93	100	116	115	123	130	136	141
				5	CFM	1259	1213	1168	1132	1094	1056	1016	974	937	901
					RPM	771	813	846	824	824	669	723	265	123	100
					Watts	234	245	253	261	270	280	287	299	308	317

[ ] Designates Metric Conversions

## 115V/208V/240V Airflow Performance Data – RH2TZ (Constant Torque (ECM) Motor) (Con't.)

Model No. RH2TZ	Tonnage Application	Motor Speed From Factory	Blower Size/ Motor HP [W] # of Speed	Motor Speed		CFM/RPM/WATTS — Dry Coil — No Filter									
						External Static Pressure Inches of W.C.									
						0.1	0.2	0.3	0.4	0.5	0.6	0.7	0.8	0.9	1.0
3617ST with Heater	3 Ton	4/5	10x10 1/2 HP [373] 5 Speed	4	CFM	829	739	683	635	579	520	456	392	342	306
					RPM	618	647	696	752	816	872	919	1000	984	1021
					Watts	112	95	101	109	126	125	133	141	148	154
				5	CFM	1298	1251	1204	1167	1061	1024	986	945	909	874
					RPM	112	81	133	119	940	973	1001	1040	1072	1102
					Watts	214	224	232	239	294	305	313	326	336	345
3621ST No Heater	2.5 Ton	4/5	10x10 1/2 HP [373] 5 Speed	2	CFM	987	793	662	611	549	489	417	371	331	296
					RPM	591	598	640	700	755	817	882	929	970	1036
					Watts	97	74	66	75	80	89	95	99	110	114
				3	CFM	1148	1091	1049	993	941	898	852	809	755	712
					RPM	639	690	729	772	821	864	910	955	1006	1042
					Watts	139	145	153	162	171	179	188	196	207	216
3621ST with Heater	2.5 Ton	4/5	10x10 1/2 HP [373] 5 Speed	2	CFM	957	763	632	581	519	459	395	351	316	285
					RPM	616	623	665	725	780	842	914	966	1009	1072
					Watts	92	69	61	70	75	84	90	93	103	108
				3	CFM	1193	1129	1089	1035	911	868	822	779	725	682
					RPM	621	674	710	753	846	889	935	980	1031	1067
					Watts	142	149	157	166	166	174	183	191	202	211
3621ST No Heater	3 Ton	4/5	10x10 1/2 HP [373] 5 Speed	4	CFM	983	808	723	706	654	580	529	466	411	358
					RPM	593	600	623	641	695	770	820	880	934	986
					Watts	96	75	71	72	79	87	92	105	106	115
				5	CFM	1253	1218	1174	1139	1099	1058	1017	975	937	905
					RPM	708	740	779	814	859	895	939	983	1020	1054
					Watts	187	194	203	212	223	231	241	251	263	276
3621ST with Heater	3 Ton	4/5	10x10 1/2 HP [373] 5 Speed	4	CFM	953	778	676	624	550	499	449	402	356	310
					RPM	620	625	648	666	720	795	850	917	975	1028
					Watts	91	70	67	74	82	87	87	101	106	114
				5	CFM	1291	1256	1213	1176	1069	1028	987	945	907	875
					RPM	689	722	758	792	884	920	964	1008	1045	1079
					Watts	190	198	207	216	218	226	236	246	258	271
4821ST***N No Heater	3.5 Ton	4/5	10x10 3/4 HP [373] 5 Speed	2	CFM	892	817	737	632	564	487	429	381	338	294
					RPM	611	660	718	817	864	910	976	1037	1092	1153
					Watts	81	89	96	108	114	120	128	139	147	159
				3	CFM	1552	1492	1447	1403	1336	1290	1240	1198	1147	1085
					RPM	831	878	918	957	1006	1048	1084	1121	1170	1235
					Watts	290	303	315	327	341	356	367	379	396	421
4821ST***N with Heater	3.5 Ton	4/5	10x10 3/4 HP [373] 5 Speed	2	CFM	892	817	737	632	564	487	403	342	287	264
					RPM	611	660	718	817	864	910	1014	1080	1139	1200
					Watts	81	89	96	108	114	120	132	144	147	152
				3	CFM	1604	1542	1496	1450	1336	1290	1240	1198	1147	1085
					RPM	810	854	893	933	1006	1048	1084	1121	1170	1235
					Watts	296	308	321	334	341	356	367	379	396	421

[ ] Designates Metric Conversions

# 115V/208V/240V Airflow Performance Data – RH2TZ (Constant Torque (ECM) Motor) (Con't.)

Model No. RH2TZ	Tonnage Application	Motor Speed From Factory	Blower Size/ Motor HP [W] # of Speed	Motor Speed		CFM/RPM/WATTS — Dry Coil — No Filter									
						External Static Pressure Inches of W.C.									
						0.1	0.2	0.3	0.4	0.5	0.6	0.7	0.8	0.9	1.0
4821ST***N No Heater	4 Ton	5	10x10 3/4 HP [373] 5 Speed	4	CFM	1106	1032	973	901	819	712	628	556	494	430
					RPM	698	727	770	821	893	972	1042	1108	1167	1232
					Watts	129	134	142	150	163	178	190	206	218	236
				5	CFM	1720	1654	1604	1555	1472	1430	1392	1349	1308	1272
					RPM	876	925	967	1008	1068	1104	1134	1171	1205	1243
					Watts	362	378	393	409	430	445	457	473	487	504
4821ST***N with Heater	4 Ton	4/5	10x10 3/4 HP [373] 5 Speed	4	CFM	1106	1032	973	901	819	712	590	500	436	415
					RPM	698	727	770	821	893	972	1083	1156	1212	1277
					Watts	129	134	142	150	163	178	197	213	220	240
				5	CFM	1771	1704	1660	1606	1472	1430	1392	1349	1308	1272
					RPM	854	903	942	984	1068	1104	1134	1171	1205	1243
					Watts	370	386	402	417	430	445	457	473	487	504
4824ST No Heater	3.5 Ton	4/5	10x10 3/4 HP [373] 5 Speed	2	CFM	964	882	809	676	581	464	395	344	215	190
					RPM	445	501	552	610	651	698	729	762	800	884
					Watts	79	88	96	104	111	113	117	122	128	135
				3	CFM	1586	1525	1479	1434	1372	1312	1257	1201	1126	1035
					RPM	621	661	699	730	765	803	837	875	910	948
					Watts	242	256	269	279	292	305	317	330	342	354
4824ST with Heater	3.5 Ton	4/5	10x10 3/4 HP [373] 5 Speed	2	CFM	934	852	779	646	551	434	382	331	207	181
					RPM	470	526	577	635	676	723	758	798	831	929
					Watts	74	83	91	99	106	108	112	116	122	127
				3	CFM	1625	1565	1517	1471	1342	1282	1227	1171	1096	1005
					RPM	604	643	679	711	790	828	862	900	935	973
					Watts	246	260	273	284	287	300	312	325	337	349
4824ST No Heater	4 Ton	4/5	10x10 3/4 HP [373] 5 Speed	4	CFM	1152	1080	1004	926	837	734	662	581	518	463
					RPM	493	539	587	636	687	726	768	801	845	872
					Watts	113	122	131	141	151	159	165	175	182	188
				5	CFM	1725	1675	1621	1563	1507	1459	1412	1360	1308	1241
					RPM	658	692	728	764	798	833	861	894	922	960
					Watts	298	310	325	338	350	364	378	389	400	415
4824ST with Heater	4 Ton	4/5	10x10 3/4 HP [373] 5 Speed	4	CFM	1122	1050	974	896	807	704	641	565	505	450
					RPM	518	564	612	661	712	751	803	842	878	906
					Watts	108	117	126	136	146	154	159	167	176	181
				5	CFM	1767	1713	1655	1598	1477	1429	1382	1330	1278	1211
					RPM	639	672	709	743	823	858	886	919	947	985
					Watts	302	315	329	342	345	359	373	384	395	410
6024ST No Heater	4.5 Ton	4/5	11x11 3/4 HP [373] 5 Speed	2	CFM	1321	1127	914	512	398	321	342	367	389	411
					RPM	567	573	579	588	629	667	705	801	810	875
					Watts	164	138	115	78	81	86	83	79	76	74
				3	CFM	1710	1659	1613	1563	1511	1467	1414	1356	1301	1243
					RPM	698	729	761	791	822	850	879	906	937	968
					Watts	324	338	351	363	375	386	397	405	418	431

[ ] Designates Metric Conversions

## 115V/208V/240V Airflow Performance Data – RH2TZ (Constant Torque (ECM) Motor) (Con't.)

Model No. RH2TZ	Tonnage Application	Motor Speed From Factory	Blower Size/ Motor HP [W] # of Speed	Motor Speed		CFM/RPM/WATTS — Dry Coil — No Filter									
						External Static Pressure Inches of W.C.									
						0.1	0.2	0.3	0.4	0.5	0.6	0.7	0.8	0.9	1.0
6024ST with Heater	4.5 Ton	5	11x11 3/4 HP [373] 5 Speed	2	CFM	1281	1093	886	497	386	311	332	356	378	399
					RPM	595	602	608	618	660	700	740	841	851	919
					Watts	179	150	126	85	88	93	90	86	83	80
				3	CFM	1762	1710	1662	1612	1466	1423	1372	1315	1262	1205
					RPM	665	694	724	753	864	893	923	951	984	1016
					Watts	297	310	322	333	408	420	432	442	456	470
6024ST No Heater	5 Ton	4/5	11x11 3/4 HP [373] 5 Speed	4	CFM	1367	1193	1097	1032	957	869	791	719	644	580
					RPM	583	588	622	661	700	746	790	824	856	888
					Watts	176	154	156	165	174	184	194	199	207	215
				5	CFM	2065	2015	1966	1922	1877	1837	1797	1754	1707	1673
					RPM	808	836	866	891	924	946	967	995	1018	1045
					Watts	541	554	572	587	602	614	628	643	656	673
6024ST with Heater	5 Ton	4/5	11x11 3/4 HP [373] 5 Speed	4	CFM	1326	1157	1064	1001	928	843	767	697	624	562
					RPM	612	618	653	694	735	783	830	866	899	933
					Watts	192	167	170	180	190	200	211	217	226	235
				5	CFM	2128	2077	2027	1982	1821	1781	1743	1701	1656	1623
					RPM	769	796	825	849	970	994	1016	1045	1069	1097
					Watts	496	508	525	538	656	670	684	701	714	734
6021ST No Heater	4.5 Ton	4/5	11x11 3/4 HP [373] 5 Speed	2	CFM	1120	1061	997	875	819	777	719	678	621	561
					RPM	657	710	773	859	892	917	953	981	1021	1057
					Watts	133	143	154	170	176	180	187	191	201	208
				3	CFM	1683	1640	1602	1563	1515	1464	1416	1363	1295	1248
					RPM	901	939	969	998	1047	1089	1134	1175	1228	1259
					Watts	386	399	411	421	439	454	471	486	507	519
6021ST with Heater	4.5 Ton	4/5	11x11 3/4 HP [373] 5 Speed	2	CFM	1080	1021	957	835	779	737	688	653	593	539
					RPM	682	735	798	884	917	942	985	1017	1051	1097
					Watts	128	138	149	165	171	175	182	185	194	201
				3	CFM	1735	1686	1652	1613	1475	1424	1376	1323	1255	1208
					RPM	883	920	949	976	1072	1114	1159	1200	1253	1284
					Watts	390	403	416	425	434	449	466	481	502	514
6021ST No Heater	5 Ton	4/5	11x11 3/4 HP [373] 5 Speed	4	CFM	1223	1171	1113	1057	967	892	853	804	749	704
					RPM	702	750	807	859	927	966	990	1017	1053	1083
					Watts	167	178	190	201	216	224	229	235	244	251
				5	CFM	2038	1999	1968	1934	1896	1861	1829	1790	1730	1568
					RPM	1071	1100	1124	1150	1180	1210	1240	1277	1301	1302
					Watts	666	682	697	711	727	742	759	780	771	683
6021ST with Heater	5 Ton	4/5	11x11 3/4 HP [373] 5 Speed	4	CFM	1183	1131	1073	1017	927	852	824	776	722	680
					RPM	727	775	832	884	952	991	1021	1052	1085	1117
					Watts	162	173	185	196	211	219	223	228	238	244
				5	CFM	2090	2043	2016	1980	1856	1821	1789	1750	1690	1528
					RPM	1050	1079	1102	1128	1205	1235	1265	1302	1326	1327
					Watts	670	687	701	716	722	737	754	775	766	678

[ ] Designates Metric Conversions

## Electrical Data – Blower Motor Only – No Electric Heat RH2TZ

Model RH2TZ	Voltage	Phase*	Hertz	HP [W]	RPM	Speeds	Motor Amps.	Minimum Circuit Ampacity	Maximum Overcurrent Protection
2417S	115	1	60	1/3 [249]	300-1100	4	2.7	4.0	15
3617S/3621M*/3621M				1/2 [373]	300-1100	4	3.4	5.0	15
3621S				1/3 [249]	300-1100	4	3.4	5.0	15
4821S				3/4 [559]	300-1100	4	3.4	5.0	15
4821S*/4824S				3/4 [559]	300-1100	4	6.5	9.0	15
4824M				3/4 [559]	300-1100	4	4.8	6.0	15
6021S*/6024S				3/4 [559]	300-1100	4	8.0	10.0	15
2417S	208/240	1	60	1/3 [249]	300-1100	4	1.8	3.0	15
3617S/3621M*/3621M				1/2 [373]	300-1100	4	2.4	3.0	15
3621S				1/3 [249]	300-1100	4	2.3	3.0	15
4821S*				3/4 [559]	300-1100	4	3.9	5.0	15
4821S				3/4 [559]	300-1100	4	3.7	5.0	15
4824S				3/4 [559]	300-1100	4	3.2	4.0	15
6021S*				3/4 [559]	300-1100	4	5.6	7.0	15
6024S				3/4 [559]	300-1100	4	4.7	6.0	15

[ \* ] Designates Metric Conversions

## Electrical Data – With Electric Heat RH2TZ

Installation of the U.L. Listed original equipment manufacturer provided heater kits listed in the following table is recommended for all auxiliary heating requirements.

Air Handler Model RH2TZ	Heater Model Number	Heater kW (208/240V)	Ph/Hz	No. Elements - kW per	Type Supply Circuit Single Circuit Multiple Circuit	Heater Amps.	Motor Amps	Minimum Circuit Ampacity	Maximum Overcurrent Protection
2417STANNJ	RXBH-17?03J-B	2.25/3.0	1/60	1-3.0	SINGLE	10.8/12.5	1.8	16/18	20/20
	RXBH-1724?03J-B	2.25/3.0	1/60	1-3.0	SINGLE	10.8/12.5	1.8	16/18	20/20
	RXBH-1724?05J-B	3.6/4.8	1/60	1-4.8	SINGLE	17.3/20.0	1.8	24/28	30/30
	RXBH-1724?07J-B	5.4/7.2	1/60	2-3.6	SINGLE	26.0/30.0	1.8	35/40	40/40
	RXBH-1724?10J-B	7.2/9.6	1/60	2-4.8	SINGLE	34.6/40.0	1.8	46/53	50/60
	RXBH-1724A13J-B	9.4/12.5	1/60	3-4.17	SINGLE	45.1/52.1	1.8	59/68	60/70
	RXBH-1724A13J-B	3.1/4.2	1/60	1-4.17	MULTIPLE CKT 1	15.0/17.4	1.8	21/24	30/30
		6.3/8.3	1/60	2-4.17	MULTIPLE CKT 2	30.1/34.7	0.0	38/44	40/50
3617STANNJ	RXBH-17?03J-B	2.25/3.0	1/60	1-3.0	SINGLE	10.8/12.5	2.4	17/19	20/20
	RXBH-1724?03J-B	2.25/3.0	1/60	1-3.0	SINGLE	10.8/12.5	2.4	17/19	20/20
	RXBH-1724?05J-B	3.6/4.8	1/60	1-4.8	SINGLE	17.3/20.0	2.4	25/28	30/30
	RXBH-1724?07J-B	5.4/7.2	1/60	2-3.6	SINGLE	26.0/30.0	2.4	36/41	40/50
	RXBH-1724?10J-B	7.2/9.6	1/60	2-4.8	SINGLE	34.6/40.0	2.4	47/53	50/60
	RXBH-1724A13J-B	9.4/12.5	1/60	3-4.17	SINGLE	45.1/52.1	2.4	60/69	60/70
	RXBH-1724A13J-B	3.1/4.2	1/60	1-4.17	MULTIPLE CKT 1	15.0/17.4	2.4	22/25	30/30
		6.3/8.3	1/60	2-4.17	MULTIPLE CKT 2	30.1/34.7	0.0	38/44	40/50
	RXBH-1724A15J-B	10.8/14.4	1/60	3-4.18	SINGLE	51.9/60.0	2.4	68/78	70/80
	RXBH-1724A15J-B	3.6/4.8	1/60	1-4.18	MULTIPLE CKT 1	17.3/20.0	2.4	25/28	30/30
		7.2/9.6	1/60	2-4.18	MULTIPLE CKT 2	34.6/40.0	0.0	44/50	50/50
	RXBH-1724A18J-B	12.8/17.0	1/60	4-4.26	SINGLE	61.6/70.8	2.4	80/92	90/100
	RXBH-1724A18J-B	4.3/5.7	1/60	1-5.68	MULTIPLE CKT 1	20.5/23.6	2.4	29/33	30/40
		8.5/11.3	1/60	2-5.68	MULTIPLE CKT 2	41.1/47.2	0.0	52/59	60/60

## Electrical Data – With Electric Heat RH2TZ (Con't.)

Air Handler Model RH2TZ	Heater Model Number	Heater kW (208/240V)	Ph/Hz	No. Elements - kW per	Type Supply Circuit Single Circuit Multiple Circuit	Heater Amps.	Motor Amps	Minimum Circuit Ampacity	Maximum Overcurrent Protection
3621STANNJ	RXBH-17203J-B	2.25/3.0	1/60	1-3.0	SINGLE	10.8/12.5	2.3	17/19	20/20
	RXBH-172403J-B	2.25/3.0	1/60	1-3.0	SINGLE	10.8/12.5	2.3	17/19	20/20
	RXBH-172405J-B	3.6/4.8	1/60	1-4.8	SINGLE	17.3/20.0	2.3	25/28	30/30
	RXBH-172407J-B	5.4/7.2	1/60	2-3.6	SINGLE	26.0/30.0	2.3	36/41	40/50
	RXBH-172410J-B	7.2/9.6	1/60	2-4.8	SINGLE	34.6/40.0	2.3	47/53	50/60
	RXBH-1724A13J-B	9.4/12.5	1/60	3-4.17	SINGLE	45.1/52.1	2.3	60/68	60/70
	RXBH-1724A13J-B	3.1/4.2	1/60	1-4.17	MULTIPLE CKT 1	15.0/17.4	2.3	22/25	30/30
		6.3/8.3	1/60	2-4.17	MULTIPLE CKT 2	30.1/34.7	0.0	38/44	40/50
	RXBH-1724A15J-B	10.8/14.4	1/60	3-4.18	SINGLE	51.9/60.0	2.3	68/78	70/80
	RXBH-1724A15J-B	3.6/4.8	1/60	1-4.18	MULTIPLE CKT 1	17.3/20.0	2.3	25/28	30/30
		7.2/9.6	1/60	2-4.18	MULTIPLE CKT 2	34.6/40.0	0.0	44/50	50/50
	RXBH-1724A18J-B	12.8/17.0	1/60	4-4.26	SINGLE	61.6/70.8	2.3	80/92	90/100
	RXBH-1724A18J-B	4.3/5.7	1/60	1-5.68	MULTIPLE CKT 1	20.5/23.6	2.3	29/33	30/40
		8.5/11.3	1/60	2-5.68	MULTIPLE CKT 2	41.1/47.2	0.0	52/59	60/60
3621MTANAJ 3621MTANNJ	RXBH-17203J-B	2.25/3.0	1/60	1-3.0	SINGLE	10.8/12.5	2.4	17/19	20/20
	RXBH-172403J-B	2.25/3.0	1/60	1-3.0	SINGLE	10.8/12.5	2.4	17/19	20/20
	RXBH-172405J-B	3.6/4.8	1/60	1-4.8	SINGLE	17.3/20.0	2.4	25/28	30/30
	RXBH-172407J-B	5.4/7.2	1/60	2-3.6	SINGLE	26.0/30.0	2.4	36/41	40/50
	RXBH-172410J-B	7.2/9.6	1/60	2-4.8	SINGLE	34.6/40.0	2.4	47/53	50/60
	RXBH-1724A13J-B	9.4/12.5	1/60	3-4.17	SINGLE	45.1/52.1	2.4	60/69	60/70
	RXBH-1724A13J-B	3.1/4.2	1/60	1-4.17	MULTIPLE CKT 1	15.0/17.4	2.4	22/25	30/30
		6.3/8.3	1/60	2-4.17	MULTIPLE CKT 2	30.1/34.7	0.0	38/44	40/50
	RXBH-1724A15J-B	10.8/14.4	1/60	3-4.18	SINGLE	51.9/60.0	2.4	68/78	70/80
	RXBH-1724A15J-B	3.6/4.8	1/60	1-4.18	MULTIPLE CKT 1	17.3/20.0	2.4	25/28	30/30
		7.2/9.6	1/60	2-4.18	MULTIPLE CKT 2	34.6/40.0	0.0	44/50	50/50
	RXBH-1724A18J-B	12.8/17.0	1/60	4-4.26	SINGLE	61.6/70.8	2.4	80/92	90/100
	RXBH-1724A18J-B	4.3/5.7	1/60	1-5.68	MULTIPLE CKT 1	20.5/23.6	2.4	29/33	30/40
		8.5/11.3	1/60	2-5.68	MULTIPLE CKT 2	41.1/47.2	0.0	52/59	60/60

## Electrical Data – With Electric Heat RH2TZ (Con't.)

Air Handler Model RH2TZ	Heater Model Number	Heater kW (208/240V)	Ph/Hz	No. Elements - kW per	Type Supply Circuit Single Circuit Multiple Circuit	Heater Amps.	Motor Amps	Minimum Circuit Ampacity	Maximum Overcurrent Protection
4821STANNJ	RXBH-1724?05J-B	3.6/4.8	1/60	1-4.8	SINGLE	17.3/20.0	3.7	27/30	30/30
	RXBH-1724?07J-B	5.4/7.2	1/60	2-3.6	SINGLE	26.0/30.0	3.7	38/43	40/50
	RXBH-1724?10J-B	7.2/9.6	1/60	2-4.8	SINGLE	34.6/40.0	3.7	48/55	50/60
	RXBH-1724A15J-B	10.8/14.4	1/60	3-4.18	SINGLE	51.9/60.0	3.7	70/80	70/80
	RXBH-1724A15J-B	3.6/4.8	1/60	1-4.18	MULTIPLE CKT 1	17.3/20.0	3.7	27/30	30/30
		7.2/9.6	1/60	2-4.18	MULTIPLE CKT 2	34.6/40.0	0.0	44/50	50/50
	RXBH-1724A18J-B	12.8/17.0	1/60	4-4.26	SINGLE	61.6/70.8	3.7	82/94	90/100
	RXBH-1724A18J-B	4.3/5.7	1/60	1-5.68	MULTIPLE CKT 1	20.5/23.6	3.7	31/35	40/40
		8.5/11.3	1/60	2-5.68	MULTIPLE CKT 2	41.1/47.2	0.0	52/59	60/60
	RXBH-24A20J-B	14.4/19.2	1/60	4-4.8	SINGLE	69.2/80	3.7	92/105	100/110
	RXBH-24A20J-B	7.2/9.6	1/60	2-4.8	MULTI CKT 1	34.6/40.0	3.7	48/55	50/60
		7.2/9.6	1/60	2-4.8	MULTI CKT 2	34.6/40.0	0.0	44/50	50/50
	RXBH-24A25J-B	18.0/24.0	1/60	6-4.0	SINGLE	86.4/99.9	3.7	113/130	120/150
	RXBH-24A25J-B	6.0/8.0	1/60	2-4.0	MULTI CKT 1	28.8/33.3	3.7	41/47	50/50
		6.0/8.0	1/60	2-4.0	MULTI CKT 2	28.8/33.3	0.0	36/42	40/50
		6.0/8.0	1/60	2-4.0	MULTI CKT 3	28.8/33.3	0.0	36/42	40/50
4821STANAJ	RXBH-1724?05J-B	3.6/4.8	1/60	1-4.8	SINGLE	17.3/20.0	3.9	27/30	30/30
	RXBH-1724?07J-B	5.4/7.2	1/60	2-3.6	SINGLE	26.0/30.0	3.9	38/43	40/50
	RXBH-1724?10J-B	7.2/9.6	1/60	2-4.8	SINGLE	34.6/40.0	3.9	48/55	50/60
	RXBH-1724A15J-B	10.8/14.4	1/60	3-4.18	SINGLE	51.9/60.0	3.9	70/80	70/80
	RXBH-1724A15J-B	3.6/4.8	1/60	1-4.18	MULTIPLE CKT 1	17.3/20.0	3.9	27/30	30/30
		7.2/9.6	1/60	2-4.18	MULTIPLE CKT 2	34.6/40.0	0.0	44/50	50/50
	RXBH-1724A18J-B	12.8/17.0	1/60	4-4.26	SINGLE	61.6/70.8	3.9	82/94	90/100
	RXBH-1724A18J-B	4.3/5.7	1/60	1-5.68	MULTIPLE CKT 1	20.5/23.6	3.9	31/35	40/40
		8.5/11.3	1/60	2-5.68	MULTIPLE CKT 2	41.1/47.2	0.0	52/59	60/60
	RXBH-24A20J-B	14.4/19.2	1/60	4-4.8	SINGLE	69.2/80	3.9	92/105	100/110
	RXBH-24A20J-B	7.2/9.6	1/60	2-4.8	MULTI CKT 1	34.6/40.0	3.9	49/55	50/60
		7.2/9.6	1/60	2-4.8	MULTI CKT 2	34.6/40.0	0.0	44/50	50/50
	RXBH-24A25J-B	18.0/24.0	1/60	6-4.0	SINGLE	86.4/99.9	3.9	113/130	120/150
	RXBH-24A25J-B	6.0/8.0	1/60	2-4.0	MULTI CKT 1	28.8/33.3	3.9	41/47	50/50
		6.0/8.0	1/60	2-4.0	MULTI CKT 2	28.8/33.3	0.0	36/42	40/50
		6.0/8.0	1/60	2-4.0	MULTI CKT 3	28.8/33.3	0.0	36/42	40/50

## Electrical Data – With Electric Heat RH2TZ (Con't.)

Air Handler Model RH2TZ	Heater Model Number	Heater kW (208/240V)	Ph/Hz	No. Elements - kW per	Type Supply Circuit Single Circuit Multiple Circuit	Heater Amps.	Motor Amps	Minimum Circuit Ampacity	Maximum Overcurrent Protection
4824STANNJ	RXBH-1724?05J-B	3.6/4.8	1/60	1-4.8	SINGLE	17.3/20.0	3.2	26/29	30/30
	RXBH-1724?07J-B	5.4/7.2	1/60	2-3.6	SINGLE	26.0/30.0	3.2	37/42	40/45
	RXBH-1724?10J-B	7.2/9.6	1/60	2-4.8	SINGLE	34.6/40.0	3.2	48/54	50/60
	RXBH-1724A15J-B	10.8/14.4	1/60	3-4.18	SINGLE	51.9/60.0	3.2	69/79	70/80
	RXBH-1724A15J-B	3.6/4.8	1/60	1-4.18	MULTIPLE CKT 1	17.3/20.0	3.2	26/29	30/35
		7.2/9.6	1/60	2-4.18	MULTIPLE CKT 2	34.6/40.0	0.0	44/50	50/50
	RXBH-1724A18J-B	12.8/17.0	1/60	4-4.26	SINGLE	61.6/70.8	3.2	81/93	90/100
	RXBH-1724A18J-B	4.3/5.7	1/60	1-5.68	MULTIPLE CKT 1	20.5/23.6	3.2	30/34	30/35
		8.5/11.3	1/60	2-5.68	MULTIPLE CKT 2	41.1/47.2	0.0	52/59	60/60
	RXBH-24A20J-B	14.4/19.2	1/60	4-4.8	SINGLE	69.2/80.0	3.2	91/104	100/110
	RXBH-24A20J-B	7.2/9.6	1/60	2-4.8	MULTIPLE CKT 1	34.6/40.0	3.2	48/54	50/60
		7.2/9.6	1/60	2-4.8	MULTIPLE CKT 2	34.6/40.0	0.0	44/50	50/50
	RXBH-24A25J-B	18.0/24.0	1/60	6-4.0	SINGLE	86.4/99.9	3.2	112/129	120/130
	RXBH-24A25J-B	6.0/8.0	1/60	2-4.0	MULTIPLE CKT 1	28.8/33.3	3.2	42/48	50/50
		6.0/8.0	1/60	2-4.0	MULTIPLE CKT 2	28.8/33.3	0.0	36/42	40/50
		6.0/8.0	1/60	2-4.0	MULTIPLE CKT 3	28.8/33.3	0.0	36/42	40/50
	RXBH-24A30J-B	20.7/27.6	1/60	6-4.8	SINGLE	99.5/115.0	3.2	129/148	130/150

## Electrical Data – With Electric Heat RH2TZ (Con't.)

Air Handler Model RH2TZ	Heater Model Number	Heater kW (208/240V)	Ph/Hz	No. Elements - kW per	Type Supply Circuit Single Circuit Multiple Circuit	Heater Amps.	Motor Amps	Minimum Circuit Ampacity	Maximum Overcurrent Protection
6021STANAJ	RXBH-1724?05J-B	3.6/4.8	1/60	1-4.8	SINGLE	17.3/20.0	5.6	29/32	30/35
	RXBH-1724?07J-B	5.4/7.2	1/60	2-3.6	SINGLE	26.0/30.0	5.6	40/45	40/45
	RXBH-1724?10J-B	7.2/9.6	1/60	2-4.8	SINGLE	34.6/40.0	5.6	51/57	50/60
	RXBH-1724A15J-B	10.8/14.4	1/60	3-4.18	SINGLE	51.9/60.0	5.6	72/82	80/90
	RXBH-1724A15J-B	3.6/4.8	1/60	1-4.18	MULTIPLE CKT 1	17.3/20.0	5.6	29/32	30/35
		7.2/9.6	1/60	2-4.18	MULTIPLE CKT 2	34.6/40.0	0.0	50/56	50/60
	RXBH-1724A18J-B	12.8/17.0	1/60	4-4.26	SINGLE	61.6/70.8	5.6	83/95	90/100
	RXBH-1724A18J-B	4.3/5.7	1/60	1-5.68	MULTIPLE CKT 1	20.5/23.6	5.6	33/37	35/40
		8.5/11.3	1/60	2-5.68	MULTIPLE CKT 2	41.1/47.2	0.0	52/59	60/60
	RXBH-24A20J-B	14.4/19.2	1/60	4-4.8	SINGLE	69.2/80.0	5.6	94/107	100/110
	RXBH-24A20J-B	7.2/9.6	1/60	2-4.8	MULTIPLE CKT 1	34.6/40.0	5.6	51/57	50/60
		7.2/9.6	1/60	2-4.8	MULTIPLE CKT 2	34.6/40.0	0.0	44/50	50/50
	RXBH-24A25J-B	18.0/24.0	1/60	6-4.0	SINGLE	86.4/99.9	5.6	115/132	120/140
	RXBH-24A25J-B	6.0/8.0	1/60	2-4.0	MULTIPLE CKT 1	28.8/33.3	5.6	43/49	50/50
		6.0/8.0	1/60	2-4.0	MULTIPLE CKT 2	28.8/33.3	0.0	36/42	40/50
		6.0/8.0	1/60	2-4.0	MULTIPLE CKT 3	28.8/33.3	0.0	36/42	40/50
	RXBH-24A30J-B	20.7/27.6	1/60	6-4.8	SINGLE	99.5/115.0	5.6	132/151	140/160
	RXBH-24A30J-B	6.9/9.2	1/60	2-4.8	MULTIPLE CKT 1	33.2/38.3	5.6	49/55	50/60
		6.9/9.2	1/60	2-4.8	MULTIPLE CKT 2	33.2/38.3	0.0	42/48	50/50
		6.9/9.2	1/60	2-4.8	MULTIPLE CKT 3	33.2/38.3	0.0	42/48	50/50
6024STANNJ	RXBH-1724?05J-B	3.6/4.8	1/60	1-4.8	SINGLE	17.3/20.0	4.7	28/31	30/35
	RXBH-1724?07J-B	5.4/7.2	1/60	2-3.6	SINGLE	26.0/30.0	4.7	39/44	40/45
	RXBH-1724?10J-B	7.2/9.6	1/60	2-4.8	SINGLE	34.6/40.0	4.7	50/56	50/60
	RXBH-1724A15J-B	10.8/14.4	1/60	3-4.18	SINGLE	51.9/60.0	4.7	71/81	80/90
	RXBH-1724A15J-B	3.6/4.8	1/60	1-4.18	MULTIPLE CKT 1	17.3/20.0	4.7	28/31	30/35
		7.2/9.6	1/60	2-4.18	MULTIPLE CKT 2	34.6/40.0	0.0	50/56	50/60
	RXBH-1724A18J-B	12.8/17.0	1/60	4-4.26	SINGLE	61.6/70.8	4.7	83/95	90/100
	RXBH-1724A18J-B	4.3/5.7	1/60	1-5.68	MULTIPLE CKT 1	20.5/23.6	4.7	32/36	35/40
		8.5/11.3	1/60	2-5.68	MULTIPLE CKT 2	41.1/47.2	0.0	52/59	60/60
	RXBH-24A20J-B	14.4/19.2	1/60	4-4.8	SINGLE	69.2/80.0	4.7	93/106	100/110
	RXBH-24A20J-B	7.2/9.6	1/60	2-4.8	MULTIPLE CKT 1	34.6/40.0	4.7	50/56	50/60
		7.2/9.6	1/60	2-4.8	MULTIPLE CKT 2	34.6/40.0	0.0	44/50	50/50
	RXBH-24A25J-B	18.0/24.0	1/60	6-4.0	SINGLE	86.4/99.9	4.7	114/131	120/140
	RXBH-24A25J-B	6.0/8.0	1/60	2-4.0	MULTIPLE CKT 1	28.8/33.3	4.7	42/48	50/50
		6.0/8.0	1/60	2-4.0	MULTIPLE CKT 2	28.8/33.3	0.0	36/42	40/50
		6.0/8.0	1/60	2-4.0	MULTIPLE CKT 3	28.8/33.3	0.0	36/42	40/50
	RXBH-24A30J-B	20.7/27.6	1/60	6-4.8	SINGLE	99.5/115.0	4.7	131/150	140/160
	RXBH-24A30J-B	6.9/9.2	1/60	2-4.8	MULTIPLE CKT 1	33.2/38.3	4.7	48/54	50/60
		6.9/9.2	1/60	2-4.8	MULTIPLE CKT 2	33.2/38.3	0.0	42/48	50/50
		6.9/9.2	1/60	2-4.8	MULTIPLE CKT 3	33.2/38.3	0.0	42/48	50/50

Electrical Wiring

Power Wiring

- Field wiring must comply with the National Electrical Code (C.E.C. in Canada) and any applicable local ordinance.
- Supply wiring must be 75°C minimum copper conductors only.
- See electrical data for product Ampacity rating and Circuit Protector requirement.

Accessories

• Combustible Floor Base RXHB-

Model Cabinet Size	Combustible Floor Base Model Number
17	RXHB-17
21	RXHB-21
24	RXHB-24

- **Jumper Bar Kit 3 Ckt. to 1 Ckt. RXBJ-A31** is used to convert single phase multiple three circuit units to a single supply circuit. Kit includes cover and screw for line side terminals.
- **Jumper Bar Kit 2 Ckt. to 1 Ckt. RXBJ-A21** is used to convert single phase multiple two circuit units to a single supply circuit. Kit includes cover and screw for line side terminals.
- **Note:** No jumper bar kit is available to convert three phase multiple two circuit units to a single supply circuit.

• Auxiliary Horizontal Overflow Pan Accessory RXBM-

Nominal Cooling Capacity-Tons	Auxiliary Horizontal Overflow Pan Accessory Model Number
1 1/2 - 3	RXBM-AC48
3 1/2 - 5	RXBM-AC61

Grounding

- This product must be sufficiently grounded in accordance with National Electrical Code (C.E.C. in Canada) and any applicable local ordinance.
- A grounding lug is provided.

• Auxiliary Electric Heater Kits RXBH-

Heater Kits include circuit breakers which meet UL and cUL requirements for service disconnect. See the Electric Heat Electrical Data in this specification sheet for specific Heater Kit Model numbers.

• Horizontal Adapter Kit RXHH-

This horizontal adapter kit is used to convert Upflow/Downflow only models to horizontal flow. See the following table to order proper horizontal adapter kit.

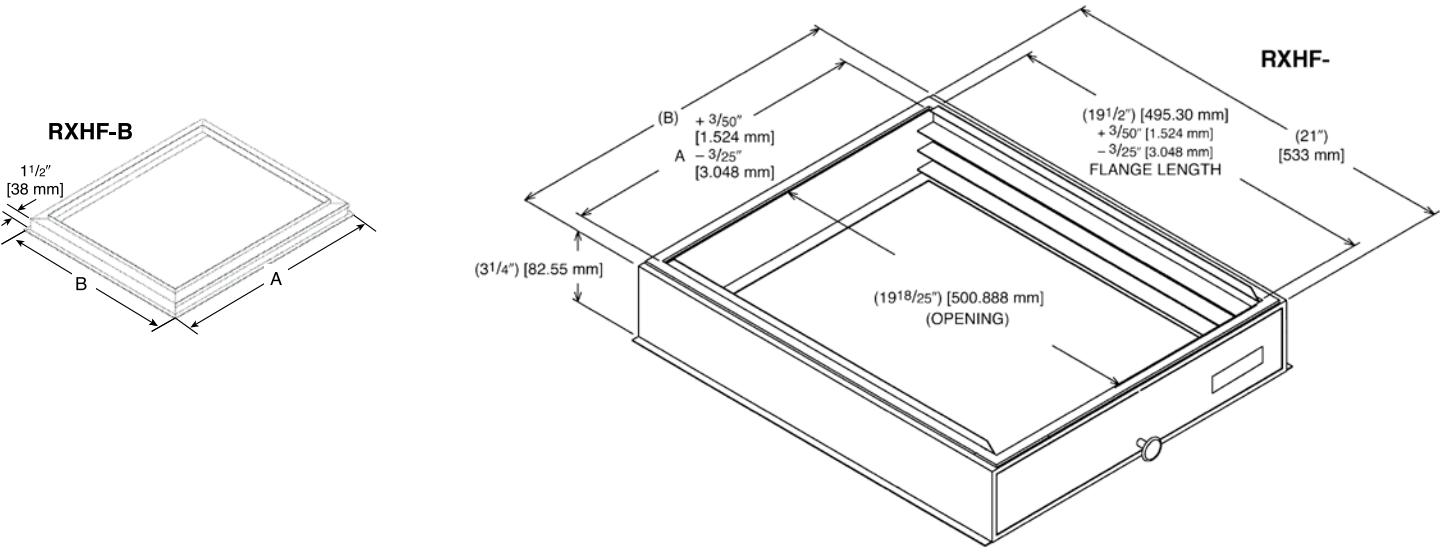
Coil Model	Horizontal Adapter Kit Model Number (Single Qty.)	Horizontal Adapter Kit Model Number (10-Pack Qty.)
2414	RXHH-A01	RXHH-A01 x 10
2417	RXHH-A02	RXHH-A02 x 10
3617/3621	RXHH-A03	RXHH-A03 x 10
3821/4821/4824	RXHH-A04	RXHH-A04 x 10
3621HT/4821MT/6021ST	RXHH-06	RXHH-06 x 10
6024	RXHH-A05	RXHH-A05 x 10

• External Filter Base RXHF-

Model Cabinet Size	Filter Size In. [mm]	Part Number*	A	B
17	16 x 20 [406 x 508]	RXHF-17	15.70	17.5
21	20 x 20 [508 x 508]	RXHF-21	19.20	21.0
24	25 x 20 [635 x 508]	RXHF-24	22.70	25.5

\*Accommodates 1" or 2" filter

[ ] Designates Metric Conversions





## GENERAL TERMS OF LIMITED WARRANTY\*

Rheem will furnish a replacement for any part of this product which fails in normal use and service within the applicable periods stated, in accordance with the terms of the limited warranty.

Conditional Parts  
(Registration Required)..... Ten (10) Years

**\*For complete details of the Limited and Conditional Warranties, including applicable terms and conditions, contact your local contractor or the Manufacturer for a copy of the product warranty certificate.**

**Before proceeding with installation, refer to installation instructions packaged with each model, as well as complying with all Federal, State, Provincial, and Local codes, regulations, and practices.**

© 2025 Rheem Manufacturing Company. Rheem trademarks owned by Rheem Manufacturing Company.

*In keeping with its policy of continuous progress and product improvement, Rheem reserves the right to make changes without notice.*

5600 Old Greenwood Road  
Fort Smith, Arkansas 72908 • [www.rheem.com](http://www.rheem.com)

125 Edgeware Road, Unit 1  
Brampton, Ontario • L6Y 0P5 • [rheem.ca](http://rheem.ca)