



# RESIDENTIAL TRANQUILITY® 24 (SZ) VERSATILE TWO-STAGE SERIES PRODUCT CATALOG

Part#: RP3000 | Revised: May 02, 2025

Models: SZ 024-060  
60Hz - R-454B



|           |  |           |  |
|-----------|--|-----------|--|
| <b>3</b>  | Introduction   | <b>34</b> | High Head and Standard Variable Pump Performance         |
| <b>5</b>  | Features, Options, and Accessories   | <b>35</b> | Antifreeze Correction Table                              |
| <b>6</b>  | iGate 2 Communicating Controls Powered by DXM2.5 Advanced Communicating Controls | <b>37</b> | Water Pressure Drop Adder for Options: Correction Tables |
| <b>7</b>  | iGate 2 Communicating (AWC) Thermostat   | <b>38</b> | Physical Data  |
| <b>8</b>  | myUplink: Web and Mobile Interface   | <b>39</b> | Horizontal Dimensional Data                              |
| <b>9</b>  | vFlow Internal Variable Water Flow Control                                       | <b>40</b> | Horizontal Service Access                                |
| <b>11</b> | iGate 2 Smart Tank   | <b>42</b> | Vertical Service Access                                  |
| <b>12</b> | Selection Procedure  | <b>43</b> | Dimensional Data   |
| <b>14</b> | Model Nomenclature   | <b>45</b> | Electric Heater Knockouts                                |
| <b>15</b> | Performance Data: AHRI/ASHRAE/ISO 13256-1  | <b>46</b> | Corner Weights   |
| <b>17</b> | Performance Data: Selection Notes  | <b>47</b> | Minimum Installation Area                                |
| <b>18</b> | Performance Data   | <b>48</b> | Accessories & Options                                    |
| <b>30</b> | Blower Performance: CV EC Standard Unit  | <b>49</b> | Warranty   |
| <b>31</b> | Electrical Data: CV EC Blower Motor  | <b>50</b> | Revision History   |
| <b>32</b> | Correction Tables  |           |  |
| <b>33</b> | Full Load Performance: Correction Tables   |           |  |

## THE TRANQUILITY® 24 (SZ) VERSATILE TWO-STAGE SERIES

The Tranquility 24 (SZ) Versatile Two-Stage Series showcases superb efficiency ratings, quiet operation, and application flexibility that is synonymous with the ClimateMaster Tranquility family. The Tranquility SZ surpasses ASHRAE 90.1 efficiency standards and utilizes R-454B low Global Warming Potential (GWP) refrigerant, setting a high standard for eco-friendly performance. The SZ is Energy Star certified due to its innovative and environmentally conscious design.

Available in sizes 2 tons (7.0 kW) through 5 tons (17.6 kW) with multiple cabinet options (vertical upflow and horizontal) the Tranquility SZ offers a wide range of units for most any installation. The Tranquility SZ has an extended range refrigerant circuit, capable of ground loop (geothermal) applications as well as open loop applications. Some of the features of the innovative Tranquility SZ series include: ultra-efficient Two-Stage unloading scroll compressor, EC variable fan motor, microprocessor controls, black powder-coated galvanized-steel cabinet construction, corrosive-resistant stainless-steel drain pan, and acoustic-type fiber insulation are just some of the features of the innovative Tranquility SZ Series.

Recent EPA mandates require an industry transition to low-GWP refrigerants, such as R-454B which is a gas that is classified as having low-toxicity, low-flammability rating. Due to these characteristics, R-454B systems charged with over 62 ounces of refrigerant must contain an integrated Refrigerant Detection System (RDS). In the unlikely event of a system-refrigerant leak, the RDS shuts down compressor operation and runs the unit blower motor to disperse any concentration of leaked refrigerant in compliance with UL 60335-2-40 safety standards. For Tranquility SZ products, only the 5 ton size (060) is required to have the RDS and the feature is optional on all other sizes.

ClimateMaster's exclusive double isolation compressor mounting system makes the Tranquility SZ one of the quietest units on the market. Compressors are mounted using specially engineered sound tested EPDM grommets to a heavy gauge mounting plate, which is then isolated from the cabinet base with EPDM grommets to minimize vibration transmission and maximize sound attenuation. Multiple removable access panels and an easily accessible control box make installation and maintenance user friendly. Options such as coated air coil, internal variable speed pump, modulating water valve, and high efficiency MERV rated air filters allow for customizable design solutions.

iGate® 2 technology provides technicians an interface into the operation of the system in real time without the need for hard tooling. On-board advanced controls communicate the key operating system temperatures allowing technicians to startup, commission, and service equipment remotely by smart phone or website interface. Communication can also be established at the unit via an AWC Thermostat or Wireless Service Tool. Not only does iGate 2 monitor current performance, it also allows the functionality to make system adjustments and captures operating conditions at time of fault. The data is presented in a user-friendly format, enhancing the overall usability of the experience.

vFlow® is ClimateMaster's variable water flow technology. It represents a major advancement in water flow system management efficiency. vFlow not only builds major water circulation components into the unit for a clean installation, it also intelligently varies water flow to minimize pump energy consumption and improve system reliability.

The heart of vFlow is either a variable-speed pump or modulating water valve intelligently controlled with DXM2.5 Advanced Communicating Controls. Water flow is automatically varied based on changes in unit capacity level (stage) and source water temperature to maintain optimum system performance. vFlow allows the use of direct return piping, while eliminating external two-way valves and automatic flow regulators, making vFlow systems inherently self-balancing.

vFlow systems provide reduced water pumping power compared to traditional fixed-speed pumping systems. They also protect the unit against extreme operating conditions, thus extending the life of the compressor and air coil. Since vFlow is built inside the unit, it also saves on installation time and makes for a very clean and compact installation. The Tranquility SZ Series water-source heat pumps are designed to meet the challenges of today's HVAC demands with one of the most innovative products available on the market.

## FEATURES

- Sizes 024 (2 ton, 7 kW) through 060 (5 tons, 17.6 kW)
- Exceeds ASHRAE 90.1 efficiency standards
- Environmentally-friendly R-454B low-GWP refrigerant
- Refrigerant Detection System (RDS) (mandatory on size 060, optional feature for sizes 024-048)
- Intelligent variable-speed Constant Volume (CV) EC blower motors for precise airflow control and soft-start feature
- Part-load operation significantly lowers annual operating costs
- Galvanized-steel cabinet construction with matte-black polyester powder-coated finish
- Sound-absorbing glass-fiber insulation
- Unique double-isolation compressor mounting with vibration isolation for quieter operation
- Insulated divider and separate compressor/air-handler compartments
- TXV metering device
- Field-convertible supply-air arrangement (horizontal configurations only)
- Unit Performance Sentinel performance-monitoring system
- Eight standard safety features
- Easy-to-clean rust-prohibitive stainless-steel drain pans
- DXM2.5 Advanced Communicating Controls:
  - Multiple communication pathways for unit access and diagnosis:
    - Cloud-based remote monitoring via iGate 2 Communicating (AWC) Thermostat
    - Connect directly to the system with the Wireless Service Tool
  - Provides real-time unit operating conditions
  - Reduces startup, commissioning, and service time by providing key system temperatures electronically
  - Captures operating conditions in the event of a safety shutdown
- Anti-short cycle and over-/under-voltage protection
- Easy-access control box
- High-pressure, loss-of-charge, and condensate-overflow protection
- LED fault and status indication at controller
- Extended-range insulation for geothermal applications
- Tin-plated air coils for added protection from formicary corrosion
- Return-air filter frames and 1-inch Merv 8 filter

## OPTIONS

- Corrosion-resistant cupro-nickel water-heat exchanger
- Domestic Hot Water Generator (HWG)
- vFlow unit-integrated variable-speed water pump
- vFlow unit-integrated modulating water valve for maximum water-flow control (replaces traditional motorized water valve and autoflow regulator)
- Factory-installed compressor soft starter to reduce inrush current for more efficient startups
- Integrated power disconnect


## ACCESSORIES

- iGate 2 Communicating (AWC) Thermostat with color touchscreen
- iGate 2 Smart Tank
- Wide variety of thermostat options to meet your application needs
- Auxiliary electric heaters

# iGate 2 Communicating Controls Powered by DXM2.5 Advanced Communicating Controls

Models:  
SZ  
024-060

## iGATE 2 COMMUNICATION – CLOUD CONNECTED, WEB-ENABLED INFORMATION GATEWAY TO MONITOR, CONTROL, AND DIAGNOSE YOUR SYSTEM



The Tranquility SZ is equipped with industry-first, iGate 2 communication information gateway that allows users to interact with their water-source system in easy to read clear language AND delivers improved reliability and efficiency by precisely

controlling smart components.

**Monitor/Configure:** From the myUplink PRO website, mobile app, AWC Thermostat, or Wireless Service Tool, installers can configure the following: airflow, unit family, size, accessory configuration, and demand reduction (optional, to limit unit operation during peak times). Users can look up the current system status: temperature sensor readings and operational status of the blower.

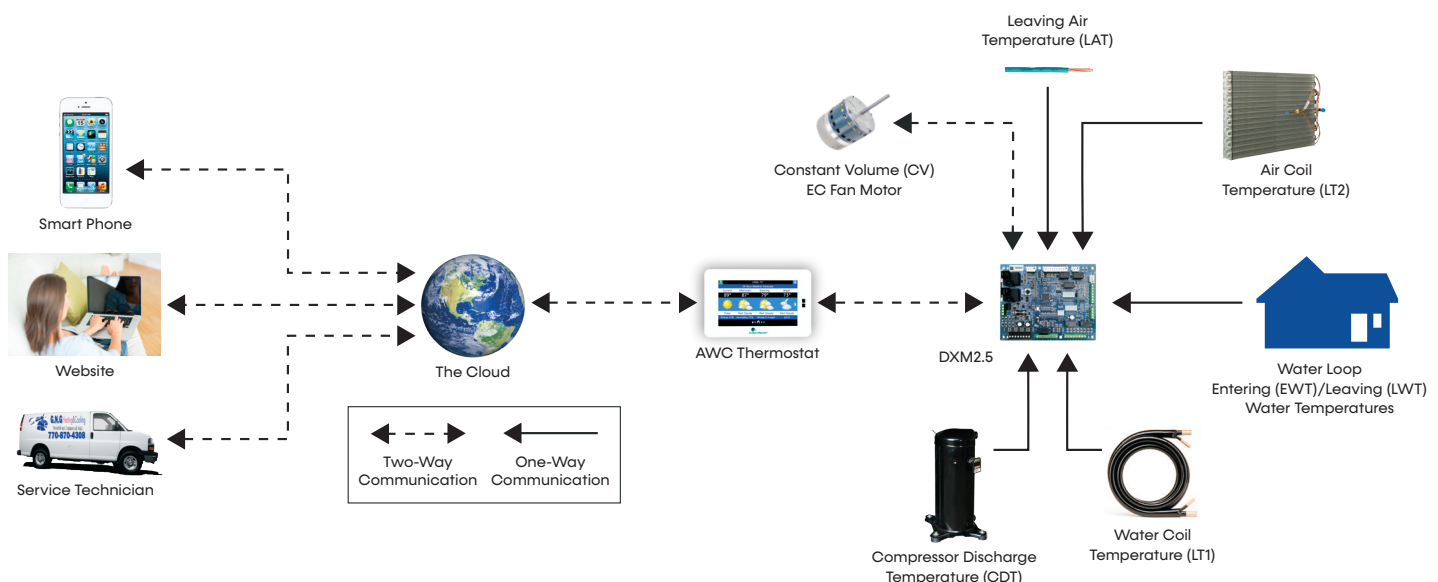
**Precise Control:** The DXM2.5 enables intelligent, two-way communication between the DXM2.5 and smart components like the AWC Thermostat, Wireless Service Tool, and constant volume CV EC blower motor. DXM2.5 Advanced Communicating Controls uses information received from the smart components and temperature sensors to precisely control operation of the variable speed CV EC fan to deliver higher efficiency, reliability and increased comfort.

**Diagnostics:** iGate 2 takes diagnosing water-source heat pump units to a next level of simplicity, by providing a dashboard of system and fault information, in clear language, on the AWC Thermostat, Wireless Service Tool, and the web portal/mobile app on the internet.

iGate 2 Service Warnings notify the homeowner and contractor of a fault and displays fault descriptions by app notifications and email with possible causes. Additionally, the current system status can be viewed graphically on the web portal and mobile app.

In iGate 2 Service Mode, the service personnel can access fault description, possible causes and most importantly, the conditions (temp, flow, i/o conditions, configuration) at the time of the fault. Manual Operation mode allows the service personnel to manually command operation for any of the thermostat outputs, blower speed, to help troubleshoot specific components. This operation can either be conducted at the unit with a Wireless Service Tool or remotely with mobile app/website when AWC Thermostat controls are used.

With an iGate 2 communicating system, users and contractors have a web-enabled gateway to system information never before available and exclusive to ClimateMaster products.




ClimateMaster works continually to improve its products. As a result, the design and specifications of each product at the time of order may be changed without notice and may not be as described herein. Please contact ClimateMaster's Customer Service Department at 800-299-9747 for specific information on the current design and specifications. Statements and other information contained herein are not express warranties and do not form the basis of any bargain between the parties, but are merely ClimateMaster's opinion or commendation of its products. The latest version of this document is available at [www.climatemaster.com](http://www.climatemaster.com). Engineered and assembled in the USA. © ClimateMaster, Inc. All Rights Reserved 2024



# iGate 2 Communicating (AWC) Thermostat

Models:  
SZ  
024-060

## iGATE 2 COMMUNICATION – CLOUD CONNECTED, WEB-ENABLED INFORMATION GATEWAY TO MONITOR, CONTROL, AND DIAGNOSE YOUR SYSTEM



The iGate 2 Communicating (AWC) Thermostat is innovating the future of comfort technology, one building at a time. The inspired design of the touch screen interface allows you to see real-time data for the efficiency and health of your system, with early warnings for potential system faults. The cloud based information gateway allows technicians to remotely diagnose system issues before occupants even know there is a problem. Control and monitor the system in your home or business from anywhere in the world with an easy to use app on your phone.

## Features with Efficiency in Mind



### Touchscreen Interface

A brilliantly customizable touchscreen monitor for simple control.



### Seamless Integration

Between your AWC Thermostat and comfort system.



### (Mobile) Remote System Control

Control temperature and schedule from anywhere in the world.



### Early Fault Warnings

Alerts the building owner and the contractor of potential system faults in the future.



### Remote Diagnostics

Enable the contractor to remotely diagnose system issues, adjust system settings, and reset faults.



### Real-Time Operations Data and System Schematics

Access simply via the myUplink PRO Account and web portal to view system diagrams with current operating temperatures.



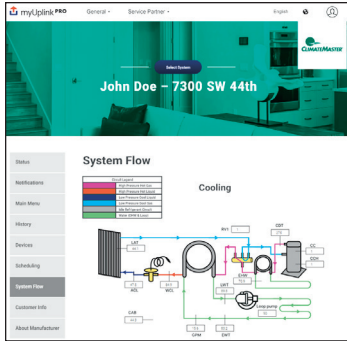
### Revenue Stream

HVAC professionals can offer owners service contracts with remote monitoring and diagnostic capabilities without the large expense of a building management system.



ClimateMaster works continually to improve its products. As a result, the design and specifications of each product at the time of order may be changed without notice and may not be as described herein. Please contact ClimateMaster's Customer Service Department at 800-299-9747 for specific information on the current design and specifications. Statements and other information contained herein are not express warranties and do not form the basis of any bargain between the parties, but are merely ClimateMaster's opinion or commendation of its products. The latest version of this document is available at [www.climatemaster.com](http://www.climatemaster.com). Engineered and assembled in the USA. © ClimateMaster, Inc. All Rights Reserved 2024

## HVAC Professional | User Experience



iGate 2 establishes a two-way link between the AWC Thermostat and the cloud, adding significant value for both residential and commercial customers. Our new thermostat works with your customers' Tranquility comfort systems to

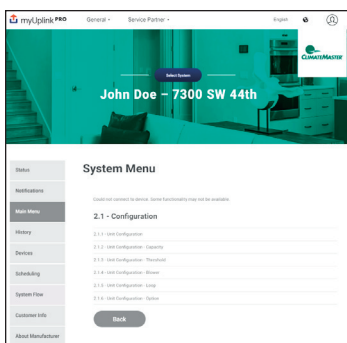
provide the most efficient link between their system and your services. The customizable monitoring from the myUplink PRO web portal or phone app account allows for continuous system monitoring, analysis, repair recognition, and early warnings for potential system faults that are sent to you and your customer.



### Benefits

- Remote login from anywhere, anytime from any internet connected device
- View system fault history with possible root causes
- Information is available for contractors to troubleshoot and diagnose systems remotely
- Secure internet connection keeps homeowner information private
- Access thermostat(s) through Android and iPhone mobile apps

## Homeowner | User Experience



iGate 2 advanced unit controls enable a two-way communication link for critical system information between the unit and the cloud. From any internet connected device or smart phone, building owners can control and monitor their systems

from anywhere in the world. iGate 2 offers building owners peace of mind their systems are operating at peak performance with advanced operational performance issue notifications. HVAC professionals get notifications when systems are operating out of range. They can log in remotely to check system faults, review current operating conditions, and diagnose issues remotely. This gives the HVAC technician the upper hand when showing up to perform service, saving time which in turn, saves money.



### Benefits

- Communicates personal settings and reminders through the iGate 2 communication system
- Easy-to-use, full-color, high-resolution user interface
- Sleek, intuitive control panel
- Secure internet connection keeps your information private
- Contains unit model, serial number and your HVAC professionals contact information
- System monitoring automatically contacts HVAC system providers when service is needed



## vFLOW INTERNAL VARIABLE WATER FLOW

Industry-first, built-in vFlow replaces a traditionally inefficient, external component of the system (water circulation) with an ultra-high-efficient, variable speed, internal water flow system. This saves 70-80% on water circulation compared to traditional single speed pump systems. Multi-unit installations are also much simpler with vFlow systems, as the units automatically adjust water flow across the system.

vFlow is enabled by iGate 2, which facilitates intelligent communication between the thermostat, DXM2.5 Advanced Communicating Controls, sensors, and internal water pump/valve to make true variable water flow a reality.

## vFLOW IS AVAILABLE IN FOUR VARIATIONS:

### 1. Low System Pressure Drop Modulating Valve

The high CV motorized valve is used for a multi-unit or central pumping, closed loop application.

### 2. High System Pressure Drop Modulating Valve

Motorized valve for higher pressure water systems such as a water well or other open loop applications. A cupro-nickel water coil is standard with this option.

### 3. Standard Head Variable Pump Internal Flow Controller

Multi-unit or central pumping for a closed loop application. The Internal Flow Controller includes a variable speed pump, flushing ports, 3-way flushing valves, and an expansion tank.

### 4. High Head Variable Pump Internal Flow Controller

Multi-unit or individual unit for a closed loop application. The Internal Flow Controller includes a variable speed pump, flushing ports, 3-way flushing valves, and an expansion tank.

## vFLOW DELIVERS THREE MAIN BENEFITS:

1. Easier and quicker unit installation as the flow control is built in to the unit.
2. Superior reliability by varying the water flow to deliver more stable operation.
3. Increased cost savings by varying the flow (and pump watt consumption) to match the unit's mode of operation.

## INTERNAL COMPONENTS

All Tranquility products can be installed more easily and compactly than their predecessors because vFlow components are internal to the unit. They also save installing contractors labor and time by eliminating the need for an external flow regulator or a bulky external pumping module.

## VARIABLE FLOW

vFlow technology enables variable water flow through the unit, with the DXM2.5 adjusting the pump speed to maintain an installer-set loop  $\Delta T$ . By controlling the water flow, the system is able to operate at its optimal capacity and efficiency. vFlow provides a lower flow rate for part load where units typically operate 80% of the time and a higher, more normal flow rate for full load operation.

Variable speed pump or motorized modulating valve delivers variable water-flow, controlled by DXM2.5, based on loop water  $\Delta T$ .

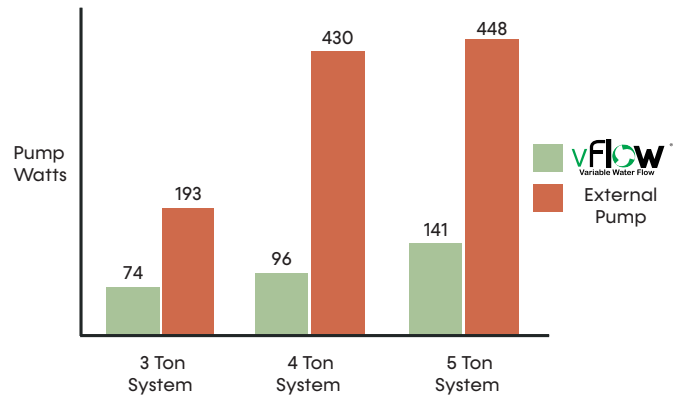


## ENERGY SAVINGS WITH WATER CIRCULATION CONTROL

Units with vFlow deliver greater operating cost savings by varying the water flow to match the unit's operation (ex: lower water flow when unit is in part load operation). Lowering the flow results in lower energy consumption by the water pump and cost savings in vFlow units (whether internal or external pump).

In applications using vFlow with internal variable speed electronically commuted (EC) pump, the EC pump uses fewer watts than a fixed speed (PSC) pump even at full load. The EC pump excels in energy savings in part load, saving 70-80% watts compared to fixed speed pumps (see chart). The EC pump can operate with independent flow rates for both heating and cooling operations allowing for more energy savings.

In loop applications, when the motorized modulating valve slows down the water flow during part load operation, the external pump consumes fewer watts, thus saving more energy.





## iGate 2 Smart Tank Features

1. Brass temperature and pressure relief valve
2. iGate 2 Smart Tank communicates with the geothermal heat pump through DXM2.5 Advanced Communicating Controls
3. Polyethylene outer jacket is car bumper tough
4. Water temperature sensors continuously monitor water temperature and communicate this information to the heat pump. When water temperature falls below preference settings, the heat pump generates hot water.

## iGate 2 Smart Tank Features

5. Inlet port for incoming water from the heat pump
6. Full port ball valve for fast water drainage
7. Seamless polybutene tank is impervious to rust
8. 2.5-inch insulation for reduced standby heat loss.
9. Titanium heating elements for longevitiy and superior corrosion resistance
10. Bowl-shaped bottom for more complete sediment drainage

# Selection Procedure

Models:  
SZ  
024-060

## Reference Calculations

| Heating  | Cooling   |
|--|---|
| $LWT = EWT - \frac{HE}{GPM \times \text{Constant}}$ $LAT = EAT + \frac{HC}{CFM \times 1.08}$ | $LWT = EWT + \frac{HR}{GPM \times \text{Constant}} \quad LC = TC - SC$ $LAT (DB) = EAT (DB) - \frac{SC}{CFM \times 1.08} \quad S/T = \frac{SC}{TC}$ |

Constant = 500 for water, 485 for antifreeze

## Conversion Table - to convert inch-pound (English) to S-I (Metric)

| Airflow                     | Water Flow                      | External Static Pressure        | Water Pressure Drop             |
|-----------------------------|---------------------------------|---------------------------------|---------------------------------|
| Airflow (L/s) = CFM x 0.472 | Water Flow (L/s) = GPM x 0.0631 | ESP (Pa) = ESP (in of wg) x 249 | PD (kPa) = PD (ft of hd) x 2.99 |

## Legend and Glossary of Abbreviations

| Abbreviations | Descriptions   |
|---------------|--|
| Btuh          | Btu (British Thermal Unit) per hour                    |
| BMS           | Building Management System                             |
| CDT           | Compressor discharge temperature                       |
| CFM           | Airflow, cubic feet per minute                         |
| COP           | Coefficient of performance = Btuh output/Btuh input    |
| CT EC         | Electronically commutated constant torque blower motor |
| CV EC         | Electronically commutated constant volume blower motor |
| DB            | Dry bulb temperature, °F                               |
| DT            | Delta T  |
| EAT           | Entering air temperature                               |
| EER           | Energy efficient ratio = Btuh output/Watt input        |
| ESP           | External static pressure, inches w.g.                  |
| EWT           | Entering water temperature                             |
| FPT           | Female pipe thread                                     |
| GPM           | Water flow in U.S., gallons per minute                 |
| HC            | Air heating capacity, Btuh                             |
| HE            | Total heat of extraction, Btuh                         |
| HGRH          | Hot Gas Reheat   |

| Abbreviations | Descriptions  |
|---------------|---|
| HR            | Total heat of rejection, Btuh                       |
| HWG           | Hot water generator (desuperheater) capacity, MBtuh |
| kW            | Total power unit input, kilowatts                   |
| LAT           | Leaving air temperature, °F                         |
| LC            | Latent cooling capacity, Btuh                       |
| LOC           | Loss of charge                                      |
| LWT           | Leaving water temperature, °F                       |
| MBtuh         | 1,000 Btu per hour                                  |
| MPT           | Male pipe thread                                    |
| MWV           | Motorized water valve                               |
| PSC           | Permanent split capacitor                           |
| RDS           | Refrigerant Detection System                        |
| SC            | Sensible cooling capacity, Btuh                     |
| S/T           | Sensible to total cooling ratio                     |
| TC            | Total cooling capacity, Btuh                        |
| TD or delta T | Temperature differential                            |
| VFD           | Variable frequency drive                            |
| WB            | Wet bulb temperature, °F                            |
| WPD           | Waterside pressure drop, psi or feet of head        |
| WSE           | Waterside economizer                                |

ClimateMaster works continually to improve its products. As a result, the design and specifications of each product at the time of order may be changed without notice and may not be as described herein. Please contact ClimateMaster's Customer Service Department at 800-299-9747 for specific information on the current design and specifications. Statements and other information contained herein are not express warranties and do not form the basis of any bargain between the parties, but are merely ClimateMaster's opinion or commendation of its products. The latest version of this document is available at [www.climatemaster.com](http://www.climatemaster.com). Engineered and assembled in the USA. © ClimateMaster, Inc. All Rights Reserved 2024

## USE THE FOLLOWING SELECTION STEPS

1. Determine the actual heating and cooling loads at the desired dry bulb and wet bulb conditions.
2. Obtain the following design parameters: Entering water temperature, water flow rate in GPM, airflow in CFM, water flow pressure drop and design wet and dry bulb temperatures. Airflow CFM should be between 300 and 450 CFM per ton. Unit water pressure drop should be kept as close as possible to each other to make water balancing easier. Go to the appropriate tables and find the proper indicated water flow and water temperature.
3. Select a unit based on total and sensible cooling conditions. Select a unit which is closest to, but no larger than, the actual cooling load.
4. Enter tables at the design water flow and water temperature. Read the total and sensible cooling capacities

**Note: interpolation is permissible, extrapolation is not.**

5. Read the heating capacity. If it exceeds the design criteria it is acceptable. It is quite normal for water-source heat pumps to be selected on cooling capacity only since the heating output is usually greater than the cooling capacity.
6. Determine the correction factors associated with the variable factors of dry bulb and wet bulb.

Corrected Total Cooling =  
tabulated total cooling x wet bulb correction.

Corrected Sensible Cooling =  
tabulated sensible cooling x wet/dry bulb correction.

7. Compare the corrected capacities to the load requirements. Normally if the capacities are within 10% of the loads, the equipment is acceptable. It is better to undersize than oversize, as undersizing improves humidity control, reduces sound levels and extends the life of the equipment.
8. When completed, calculate water temperature rise and assess the selection. If the units selected are not within 10% of the load calculations, then review what effect changing the GPM, water temperature and/or air flow and air temperature would have on the corrected capacities. If the desired capacity cannot be achieved, select the next larger or smaller unit and repeat the procedure. Remember, when in doubt, undersize slightly for best performance.

## EXAMPLE EQUIPMENT SELECTION FOR COOLING

### Step 1: Load Determination

Assume we have determined that the appropriate cooling load at the desired dry bulb 80°F and wet bulb 65°F conditions is as follows:

Total Cooling ..... 22,000 Btuh  
Sensible Cooling ..... 18,200 Btuh  
Entering Air Temp..... 80°F Dry Bulb / 65°F Wet Bulb

### Step 2: Design Conditions

Similarly, we have also obtained the following design parameters:

Entering Water Temp ..... 90°F  
Water Flow (Based upon 10°F rise in temp) .45 GPM  
Airflow ..... 600 CFM

### Steps 3, 4, and 5: HP Selection

After making our preliminary selection (SZ024), we enter the tables at design water flow and water temperature and read Total Cooling, Sensible Cooling and Heat of Rejection capacities:

Total Cooling ..... 22,500 Btuh  
Sensible Cooling ..... 16,500 Btuh  
Heat of Rejection ..... 28,800 Btuh

### Steps 6 and 7: Entering Airflow Corrections

Next, we determine our correction factors.

| Corrected Values            | Table      | Ent Air | Airflow | Corrected |
|-----------------------------|------------|---------|---------|-----------|
| Corrected Total Cooling     | = 22,500 x | 0.976   | x 0.967 | = 21,235  |
| Corrected Sensible Cooling  | = 16,500 x | 0.919   | x 1.089 | = 16,513  |
| Corrected Heat of Rejection | = 28,800 x | 0.969   | x 0.972 | = 27,126  |

### Step 8: Water Temperature Rise Calculation and Assessment

Actual Temperature Rise ..... 12.1°F

When we compare the Corrected Total Cooling and Corrected Sensible Cooling figures with our load requirements stated in Step 1, we discover that our selection is within ±10% of our sensible load requirement. Furthermore, we see that our Corrected Total Cooling figure is within 1,000 Btuh the actual indicated load.

# Model Nomenclature

Models:  
SZ  
024-060

1 2 3 4 5 6 7 8 9 10 11 12 13 14 15  
S Z L O 2 4 A G D R O R O V S

## MODEL

S = R-454B Refrigerant

## MODEL TYPE

Z = Versatile Two-Stage Series

## SUPPLY & RETURN CONFIGURATIONS

### Horizontal Configuration

|          | Left | Right |
|----------|------|-------|
| Straight | L    | R     |
| Back     | B    | P     |

### Vertical Configuration

|     | Left | Right |
|-----|------|-------|
| Top | T    | K     |

## SIZE

024 042  
030 048  
036 060

## REVISION

A = Current

## VOLTAGE<sup>1</sup>

G = 208/230-1-60 J = 208/230-1-60 Refrigerant Detection System

## CONTROLS

| Control                | Standard | Soft Start |
|------------------------|----------|------------|
| DXM2.5                 | D        | 4          |
| DXM2.5 with Disconnect | B        | -          |

## CABINET

R = Residential

## STANDARD

S = Standard

## BLOWER MOTOR

V = Constant Volume (CV) EC

## EXTENDED OPTIONS

O = Standard

P = HWG and Pump

## DRAIN PAN/HEAT EXCHANGER OPTIONS

|                     | Standard Drain Pan | Stainless-Steel Drain Pan |
|---------------------|--------------------|---------------------------|
| Non-coated Air Coil | C                  | S                         |
| Tin-coated Air Coil | T                  | R                         |

## WATER/HEAT EXCHANGER OPTIONS<sup>2</sup>

| Water Option  | Standard | Cupro-Nickel |
|---|----------|--------------|
| None  | O        | Z            |
| MOD Valve, Low System Pressure Drop                     | C        | -            |
| MOD Valve, High System Pressure Drop                    | -        | P            |
| Internal Flow Controller Standard Head with Check Valve | 1        | -            |
| Internal Flow Controller Standard Head w/o Check Valve  | G        |              |
| Internal Flow Controller High Head with Check Valve     | 2        |              |
| Internal Flow Controller High Head w/o Check Valve      | H        |              |

## NOTES:

- SZ size 060 requires J voltage.
- All Open Loop vFlow Water Circuit Options require a Cupro-Nickel Heat Exchanger.

ClimateMaster works continually to improve its products. As a result, the design and specifications of each product at the time of order may be changed without notice and may not be as described herein. Please contact ClimateMaster's Customer Service Department at 800-299-9747 for specific information on the current design and specifications. Statements and other information contained herein are not express warranties and do not form the basis of any bargain between the parties, but are merely ClimateMaster's opinion or commendation of its products. The latest version of this document is available at [www.climatemaster.com](http://www.climatemaster.com). Engineered and assembled in the USA. © ClimateMaster, Inc. All Rights Reserved 2024



# Performance Data: AHRI/ASHRAE/ISO 13256-1

Models:  
SZ  
024-060

## ASHRAE/AHRI/ISO 13256-1 English (I-P) Units Part Load

| Model | Motor Type | WSHP (Part Load)     |            |               |     |                        |            |               |     |                       |            |               |     |
|-------|------------|----------------------|------------|---------------|-----|------------------------|------------|---------------|-----|-----------------------|------------|---------------|-----|
|       |            | Water Loop Heat Pump |            |               |     | Ground Water Heat Pump |            |               |     | Ground Loop Heat Pump |            |               |     |
|       |            | Cooling 86°F         |            | Heating 68°F  |     | Cooling 59°F           |            | Heating 50°F  |     | Cooling 68°F          |            | Heating 41°F  |     |
|       |            | Capacity Btuh        | EER Btuh/W | Capacity Btuh | COP | Capacity Btuh          | EER Btuh/W | Capacity Btuh | COP | Capacity Btuh         | EER Btuh/W | Capacity Btuh | COP |
| SZ024 | EC         | 17,500               | 17.0       | 19,900        | 5.7 | 20,000                 | 29.7       | 16,600        | 4.8 | 19,300                | 25.3       | 14,600        | 4.2 |
| SZ030 | EC         | 21,200               | 15.2       | 24,400        | 5.1 | 24,700                 | 26.4       | 20,800        | 4.4 | 23,400                | 22.0       | 18,700        | 4.0 |
| SZ036 | EC         | 26,100               | 16.1       | 31,600        | 5.3 | 29,900                 | 26.0       | 25,700        | 4.4 | 28,500                | 22.6       | 22,600        | 4.1 |
| SZ042 | EC         | 32,500               | 17.0       | 36,000        | 5.1 | 36,000                 | 28.5       | 29,800        | 4.5 | 35,000                | 23.5       | 26,400        | 4.0 |
| SZ048 | EC         | 34,000               | 16.5       | 39,000        | 5.5 | 38,500                 | 28.5       | 31,800        | 4.5 | 37,000                | 24.0       | 28,000        | 4.0 |
| SZ060 | EC         | 42,000               | 17.5       | 47,300        | 5.5 | 47,000                 | 29.0       | 38,500        | 4.7 | 45,500                | 24.9       | 34,000        | 4.2 |

Notes:

- Where dual voltages are available ratings are based on the lower voltage setting.
- Cooling capacities based upon 80.6°F DB, 66.2°F WB entering air temperature.
- Heating capacities based upon 68°F DB, 59°F WB entering air temperature.
- Ground Loop Heat Pump ratings based on 15% antifreeze solution.

## ASHRAE/AHRI/ISO 13256-1 English (I-P) Units Full Load

| Model | Motor Type | WSHP (Full Load)     |            |               |     |                        |            |               |     |                       |            |                   |     |
|-------|------------|----------------------|------------|---------------|-----|------------------------|------------|---------------|-----|-----------------------|------------|-------------------|-----|
|       |            | Water Loop Heat Pump |            |               |     | Ground Water Heat Pump |            |               |     | Ground Loop Heat Pump |            |                   |     |
|       |            | Cooling 86°F         |            | Heating 68°F  |     | Cooling 59°F           |            | Heating 50°F  |     | Full Cooling 77°F     |            | Full Heating 32°F |     |
|       |            | Capacity Btuh        | EER Btuh/W | Capacity Btuh | COP | Capacity Btuh          | EER Btuh/W | Capacity Btuh | COP | Capacity Btuh         | EER Btuh/W | Capacity Btuh     | COP |
| SZ024 | EC         | 24,000               | 15.1       | 28,400        | 5.3 | 27,000                 | 24.1       | 23,500        | 4.7 | 25,000                | 18.0       | 18,400            | 3.9 |
| SZ030 | EC         | 28,700               | 14.0       | 33,200        | 4.6 | 32,900                 | 21.7       | 28,700        | 4.1 | 30,200                | 16.3       | 23,200            | 3.6 |
| SZ036 | EC         | 35,000               | 14.0       | 44,200        | 4.6 | 39,300                 | 20.2       | 36,300        | 4.2 | 36,400                | 16.4       | 28,600            | 3.6 |
| SZ042 | EC         | 43,000               | 15.5       | 49,500        | 4.7 | 47,500                 | 22.8       | 41,000        | 4.2 | 44,500                | 17.3       | 32,500            | 3.5 |
| SZ048 | EC         | 47,500               | 15.5       | 55,000        | 4.8 | 52,000                 | 22.9       | 45,000        | 4.3 | 49,000                | 17.7       | 36,000            | 3.7 |
| SZ060 | EC         | 59,000               | 15.5       | 67,200        | 5.0 | 65,000                 | 22.8       | 55,700        | 4.4 | 61,500                | 17.8       | 44,600            | 3.7 |

Notes:

- Where dual voltages are available ratings are based on the lower voltage setting.
- Cooling capacities based upon 80.6°F DB, 66.2°F WB entering air temperature.
- Heating capacities based upon 68°F DB, 59°F WB entering air temperature.
- Ground Loop Heat Pump ratings based on 15% antifreeze solution.

# Performance Data: AHRI/ASHRAE/ISO 13256-1

Models:  
SZ  
024-060

## ASHRAE/AHRI/ISO 13256-1 Metric (S-I) Units Part Load

| Model | Motor Type | WSHP (Part Load)     |         |              |     |                        |         |              |     |                       |         |             |     |
|-------|------------|----------------------|---------|--------------|-----|------------------------|---------|--------------|-----|-----------------------|---------|-------------|-----|
|       |            | Water Loop Heat Pump |         |              |     | Ground Water Heat Pump |         |              |     | Ground Loop Heat Pump |         |             |     |
|       |            | Cooling 30°C         |         | Heating 20°C |     | Cooling 15°C           |         | Heating 10°C |     | Cooling 25°F          |         | Heating 0°F |     |
|       |            | Capacity kW          | EER W/W | Capacity kW  | COP | Capacity kW            | EER W/W | Capacity kW  | COP | Capacity kW           | EER W/W | Capacity kW | COP |
| SZ024 | EC         | 5                    | 5.0     | 6            | 5.7 | 6                      | 8.7     | 5            | 4.8 | 6                     | 7.4     | 4           | 4.2 |
| SZ030 | EC         | 6                    | 4.5     | 7            | 5.1 | 7                      | 7.7     | 6            | 4.4 | 7                     | 6.5     | 5           | 4.0 |
| SZ036 | EC         | 8                    | 4.7     | 9            | 5.3 | 9                      | 7.6     | 8            | 4.4 | 8                     | 6.6     | 7           | 4.1 |
| SZ042 | EC         | 10                   | 5.0     | 11           | 5.1 | 11                     | 8.4     | 9            | 4.5 | 10                    | 6.9     | 8           | 4.0 |
| SZ048 | EC         | 10                   | 4.8     | 11           | 5.5 | 11                     | 8.4     | 9            | 4.5 | 11                    | 7.0     | 8           | 4.0 |
| SZ060 | EC         | 12                   | 5.1     | 14           | 5.5 | 14                     | 8.5     | 11           | 4.7 | 13                    | 7.3     | 10          | 4.2 |

### Notes:

- Where dual voltages are available ratings are based on the lower voltage setting.
- Cooling capacities based upon 20°C DB, 15°C WB entering air temperature.
- Heating capacities based upon 20°C DB, 15°C WB entering air temperature.
- Ground Loop Heat Pump ratings based on 15% antifreeze solution.

## ASHRAE/AHRI/ISO 13256-1 Metric (S-I) Units Full Load

| Model | Motor Type | WSHP (Full Load)     |         |              |     |                        |         |               |     |                       |         |                  |     |
|-------|------------|----------------------|---------|--------------|-----|------------------------|---------|---------------|-----|-----------------------|---------|------------------|-----|
|       |            | Water Loop Heat Pump |         |              |     | Ground Water Heat Pump |         |               |     | Ground Loop Heat Pump |         |                  |     |
|       |            | Cooling 30°C         |         | Heating 30°C |     | Cooling 15°C           |         | Heating 10°C  |     | Full Cooling 25°F     |         | Full Heating 0°F |     |
|       |            | Capacity kW          | EER W/W | Capacity kW  | COP | Capacity kW            | EER W/W | Capacity Btuh | COP | Capacity kW           | EER W/W | Capacity kW      | COP |
| SZ024 | EC         | 7                    | 4.4     | 8            | 5.3 | 8                      | 7.1     | 7             | 4.7 | 7                     | 5.3     | 5                | 3.9 |
| SZ030 | EC         | 8                    | 4.1     | 10           | 4.6 | 10                     | 6.4     | 8             | 4.1 | 9                     | 4.8     | 7                | 3.6 |
| SZ036 | EC         | 10                   | 4.1     | 13           | 4.6 | 12                     | 5.9     | 11            | 4.2 | 11                    | 4.8     | 8                | 3.6 |
| SZ042 | EC         | 13                   | 4.5     | 15           | 4.7 | 14                     | 6.7     | 12            | 4.2 | 13                    | 5.1     | 10               | 3.5 |
| SZ048 | EC         | 14                   | 4.5     | 16           | 4.8 | 15                     | 6.7     | 13            | 4.3 | 14                    | 5.2     | 11               | 3.7 |
| SZ060 | EC         | 17                   | 4.5     | 20           | 5.0 | 19                     | 6.7     | 16            | 4.4 | 18                    | 5.2     | 13               | 3.7 |

### Notes:

- Where dual voltages are available ratings are based on the lower voltage setting.
- Cooling capacities based upon 27°C DB, 19°C WB entering air temperature.
- Heating capacities based upon 20°C DB, 15°C WB entering air temperature.
- Ground Loop Heat Pump ratings based on 15% antifreeze solution.

For operation in the shaded area when water is used instead of an antifreeze solution, the LWT (Leaving Water Temperature) must be calculated. Flow must be maintained to a level such that the LWT is maintained above 40°F (4.4°C) when the JW3 jumper is not clipped (see example below). Otherwise, appropriate levels of a proper antifreeze solution should be used in systems with leaving water temperatures of 40°F (4.4°C) or below and the JW3 jumper should be clipped. This is due to the potential of the refrigerant temperature being as low as 32°F (0°C) with 40°F (4.4°C) LWT, which may lead to a nuisance cutout due to the activation of the Low Temperature Protection. JW3 should never be clipped for standard-range equipment or systems without antifreeze.

Example:

At 50°F EWT (Entering Water Temperature) and 1.5 GPM/ton, a 3-ton unit has a HE of 22,500 Btuh. To calculate LWT, rearrange the formula for HE as follows:

HE = TD x GPM x 500, where HE = Heat of Extraction (Btuh); TD = temperature difference (EWT - LWT) and GPM = U.S. Gallons per Minute.

$$TD = HE / (GPM \times 500)$$

$$TD = 22,500 / (4.5 \times 500)$$

$$TD = 10^\circ\text{F}$$

$$\text{LWT} = \text{EWT} - \text{TD}$$

$$\text{LWT} = 50 - 10 = 40^\circ\text{F}$$

In this example, as long as the EWT does not fall below 50°F, the system will operate as designed. For EWTs below 50°F, higher flow rates will be required (open loop systems, for example, require at least 2 GPM/ton when EWT is below 50°F).

| Heating - EAT 70°F |      |     |          |     |      |     |
|--------------------|------|-----|----------|-----|------|-----|
|                    | EER  | HC  | Power kW | HE  | LAT  | COP |
| Not Recommended    |      |     |          |     |      |     |
|                    |      | 4.0 | 0.45     | 2.5 | 84.6 | 2.6 |
| 8.6                | 27.4 | 4.6 | 0.46     | 3.0 | 86.8 | 2.9 |
| 8.6                | 31.0 | 4.8 | 0.47     | 3.2 | 87.8 | 3.0 |
| 8.6                | 33.0 | 4.9 | 0.47     | 3.3 | 88.3 | 3.1 |
| 8.4                | 23.3 | 5.4 | 0.48     | 3.8 | 90.2 | 3.3 |
| 8.5                | 26.3 | 5.7 | 0.49     | 4.0 | 91.4 | 3.4 |
| 8.6                | 27.9 | 5.9 | 0.49     | 4.2 | 92.1 | 3.5 |
| 8.2                | 19.8 | 6.2 | 0.50     | 4.5 | 93.6 | 3.7 |
| 4                  | 22.3 | 6.6 | 0.50     | 4.9 | 95.0 | 3.8 |
|                    | 23.7 | 6.8 | 0.51     | 5.0 | 95.8 | 3.9 |
|                    | 16.7 | 7.0 | 0.51     | 5.3 | 96.9 | 4.0 |
|                    | 8.8  | 7.4 | 0.52     | 5.6 | 98.5 | 4.1 |
|                    |      | 7.6 | 0.52     | 5.8 | 99.3 | 4.2 |
|                    |      |     | 0.53     | 6.0 |      |     |

# Performance Data

## SZ\*024 EC Blower Motor (Part Load)

Models:  
SZ  
024-060

### 600 CFM Rated Airflow

| EWT<br>°F | GPM                       | WPD |     | COOLING - EAT 80/67°F |      |      |      |      |       |            | GPM | WPD |     | HEATING - EAT 70°F |      |      |     |      |            |  |
|-----------|---------------------------|-----|-----|-----------------------|------|------|------|------|-------|------------|-----|-----|-----|--------------------|------|------|-----|------|------------|--|
|           |                           | PSI | FT  | TC                    | SC   | kW   | HR   | EER  | LWT   | HWG<br>Cap |     | PSI | FT  | HC                 | kW   | HE   | COP | LWT  | HWG<br>Cap |  |
| 20        | Operation Not Recommended |     |     |                       |      |      |      |      |       |            | 4.3 | 2.6 | 5.9 | 10.7               | 1.10 | 6.8  | 2.8 | 16.9 | 1.4        |  |
| 30        | 1.6                       | 0.5 | 1.1 | 21.2                  | 15.3 | 0.65 | 23.4 | 32.6 | 60.0  | 0.4        | 2.2 | 0.8 | 1.9 | 12.2               | 1.11 | 8.2  | 3.2 | 22.5 | 1.5        |  |
|           |                           |     |     |                       |      |      |      |      |       |            | 3.2 | 1.4 | 3.3 | 12.7               | 1.12 | 8.7  | 3.3 | 24.6 | 1.5        |  |
|           |                           |     |     |                       |      |      |      |      |       |            | 4.3 | 2.1 | 4.7 | 13.0               | 1.12 | 9.0  | 3.4 | 25.8 | 1.6        |  |
| 40        | 2.3                       | 0.7 | 1.6 | 20.6                  | 14.9 | 0.67 | 22.9 | 30.6 | 60.0  | 0.4        | 2.2 | 0.6 | 1.5 | 14.2               | 1.12 | 10.2 | 3.7 | 30.7 | 1.6        |  |
|           |                           |     |     |                       |      |      |      |      |       |            | 3.2 | 1.1 | 2.6 | 14.8               | 1.13 | 10.8 | 3.9 | 33.2 | 1.7        |  |
|           |                           |     |     |                       |      |      |      |      |       |            | 4.3 | 1.7 | 3.9 | 15.2               | 1.13 | 11.2 | 3.9 | 34.8 | 1.7        |  |
| 50        | 2.2                       | 0.5 | 1.1 | 20.2                  | 14.9 | 0.76 | 22.9 | 26.5 | 70.8  | 0.6        | 2.2 | 0.5 | 1.1 | 16.2               | 1.14 | 12.2 | 4.2 | 38.9 | 1.8        |  |
|           | 3.2                       | 0.9 | 2.1 | 20.5                  | 15.0 | 0.69 | 22.9 | 29.7 | 64.3  | 0.6        | 3.2 | 0.9 | 2.1 | 16.9               | 1.14 | 12.9 | 4.4 | 41.9 | 1.8        |  |
|           | 4.3                       | 1.4 | 3.3 | 20.6                  | 14.9 | 0.65 | 22.9 | 31.5 | 60.6  | 1.1        | 4.3 | 1.4 | 3.3 | 17.4               | 1.14 | 13.3 | 4.5 | 43.8 | 1.9        |  |
| 60        | 2.2                       | 0.4 | 1.0 | 19.5                  | 14.6 | 0.89 | 22.6 | 22.0 | 80.6  | 1.0        | 2.2 | 0.4 | 1.0 | 18.2               | 1.15 | 14.1 | 4.6 | 47.2 | 2.0        |  |
|           | 3.2                       | 0.8 | 1.8 | 20.0                  | 14.8 | 0.80 | 22.9 | 24.9 | 74.3  | 0.9        | 3.2 | 0.8 | 1.8 | 19.0               | 1.15 | 14.9 | 4.8 | 50.7 | 2.0        |  |
|           | 4.3                       | 1.3 | 2.9 | 20.2                  | 14.9 | 0.76 | 22.9 | 26.6 | 70.7  | 1.6        | 4.3 | 1.3 | 2.9 | 19.5               | 1.16 | 15.4 | 4.9 | 52.9 | 2.1        |  |
| 70        | 2.2                       | 0.4 | 0.9 | 18.5                  | 14.2 | 1.03 | 22.1 | 18.0 | 90.1  | 1.5        | 2.2 | 0.4 | 0.9 | 20.1               | 1.16 | 15.9 | 5.1 | 55.5 | 2.2        |  |
|           | 3.2                       | 0.7 | 1.7 | 19.2                  | 14.5 | 0.93 | 22.5 | 20.5 | 84.0  | 1.3        | 3.2 | 0.7 | 1.7 | 20.9               | 1.16 | 16.8 | 5.3 | 59.5 | 2.2        |  |
|           | 4.3                       | 1.2 | 2.7 | 19.5                  | 14.6 | 0.89 | 22.6 | 22.0 | 80.5  | 2.2        | 4.3 | 1.2 | 2.7 | 21.5               | 1.17 | 17.3 | 5.4 | 61.9 | 2.3        |  |
| 80        | 2.2                       | 0.4 | 0.8 | 17.4                  | 13.6 | 1.18 | 21.6 | 14.7 | 99.6  | 2.0        | 2.2 | 0.4 | 0.8 | 21.9               | 1.17 | 17.7 | 5.5 | 63.9 | 2.4        |  |
|           | 3.2                       | 0.7 | 1.6 | 18.1                  | 14.0 | 1.08 | 21.9 | 16.7 | 93.7  | 1.9        | 3.2 | 0.7 | 1.6 | 22.8               | 1.17 | 18.6 | 5.7 | 68.4 | 2.4        |  |
|           | 4.3                       | 1.1 | 2.6 | 18.5                  | 14.2 | 1.03 | 22.1 | 18.0 | 90.3  | 3.0        | 4.3 | 1.1 | 2.6 | 23.4               | 1.18 | 19.2 | 5.8 | 71.1 | 2.5        |  |
| 90        | 2.2                       | 0.3 | 0.8 | 16.1                  | 13.0 | 1.35 | 20.9 | 12.0 | 109.0 | 2.7        | 1.9 | 0.2 | 0.5 | 23.2               | 1.23 | 19.0 | 5.5 | 70.0 | 2.6        |  |
|           | 3.2                       | 0.7 | 1.5 | 16.9                  | 13.4 | 1.25 | 21.3 | 13.6 | 103.3 | 2.5        |     |     |     |                    |      |      |     |      |            |  |
|           | 4.3                       | 1.1 | 2.6 | 17.3                  | 13.6 | 1.19 | 21.5 | 14.6 | 100.0 | 3.8        |     |     |     |                    |      |      |     |      |            |  |
| 100       | 2.2                       | 0.3 | 0.8 | 15.0                  | 12.4 | 1.53 | 20.4 | 9.8  | 118.5 | 3.5        | 1.3 | 0.1 | 0.2 | 23.2               | 1.23 | 19.0 | 5.5 | 70.0 | 2.6        |  |
|           | 3.2                       | 0.6 | 1.5 | 15.6                  | 12.8 | 1.42 | 20.7 | 11.0 | 112.9 | 3.2        |     |     |     |                    |      |      |     |      |            |  |
|           | 4.3                       | 1.1 | 2.5 | 16.1                  | 13.0 | 1.36 | 20.9 | 11.8 | 109.7 | 4.8        |     |     |     |                    |      |      |     |      |            |  |
| 110       | 2.2                       | 0.3 | 0.7 | 13.9                  | 12.0 | 1.73 | 20.0 | 8.0  | 128.2 | 4.4        | 0.9 | 0.1 | 0.2 | 23.2               | 1.23 | 19.0 | 5.5 | 70.0 | 2.6        |  |
|           | 3.2                       | 0.6 | 1.4 | 14.5                  | 12.2 | 1.62 | 20.2 | 9.0  | 122.6 | 4.0        |     |     |     |                    |      |      |     |      |            |  |
|           | 4.3                       | 1.0 | 2.3 | 14.8                  | 12.4 | 1.55 | 20.4 | 9.6  | 119.5 | 5.9        |     |     |     |                    |      |      |     |      |            |  |
| 120       | 2.2                       | 0.2 | 0.5 | 13.0                  | 11.7 | 1.95 | 19.9 | 6.7  | 138.1 | 5.4        | 0.8 | 0.1 | 0.2 | 23.2               | 1.23 | 19.0 | 5.5 | 70.0 | 2.6        |  |
|           | 3.2                       | 0.5 | 1.1 | 13.4                  | 11.8 | 1.83 | 19.9 | 7.4  | 132.5 | 4.9        |     |     |     |                    |      |      |     |      |            |  |
|           | 4.3                       | 0.9 | 2.0 | 13.8                  | 11.9 | 1.76 | 20.0 | 7.8  | 129.3 | 4.9        |     |     |     |                    |      |      |     |      |            |  |

- Interpolation is permissible; extrapolation is not.
- All entering air conditions are 80°F (26.6°C) DB and 67°F (19.4°C) WB in cooling, and 70°F (21°C) DB in heating.
- AHRI/ISO certified conditions are 80.6°F (27°C) DB and 66.2°F (19°C) WB in cooling and 68°F (20°C) DB in heating.
- Table does not reflect fan or pump power corrections for AHRI/ISO conditions.
- All performance is based upon the lower voltage of dual voltage rated units.
- Performance stated is at the rated power supply; performance may vary as the power supply varies from the rated.
- Operation below 40°F (10.0°C) EWT is based upon 20% methanol antifreeze solution.
- Operation below 60°F (15.5°C) EWT requires optional insulated water/refrigerant circuit.
- See performance correction tables for operating conditions other than those listed above.
- See Performance Data Selection Notes for operation in the shaded areas.
- Regular Cooling operation with an EWT of less than 50°F (10.0°C) is not recommended unless variable water flow is available.
- Regular Heating operation with an EWT of more than 90°F (32°C) is not recommended unless variable water flow is available.
- For quiet operation and long term reliability, it is recommended that systems be designed to avoid continuous operation in the outlined areas.
- Performance capacities shown in thousands of Btuh
- Hot Water Generator Capacity is based on 90°F entering water and 0.5 GPM/Ton.

# Performance Data

## SZ\*024 EC Blower Motor (Full Load)

Models:  
SZ  
024-060

### 800 CFM Rated Airflow

| EWT<br>°F | GPM                       | WPD |     | COOLING - EAT 80/67°F |      |      |      |      |       |            | GPM | WPD |      | HEATING - EAT 70°F |      |      |     |      |            |  |
|-----------|---------------------------|-----|-----|-----------------------|------|------|------|------|-------|------------|-----|-----|------|--------------------|------|------|-----|------|------------|--|
|           |                           | PSI | FT  | TC                    | SC   | kW   | HR   | EER  | LWT   | HWG<br>Cap |     | PSI | FT   | HC                 | kW   | HE   | COP | LWT  | HWG<br>Cap |  |
| 20        | Operation Not Recommended |     |     |                       |      |      |      |      |       |            | 6.0 | 4.4 | 10.1 | 15.7               | 1.45 | 10.5 | 3.2 | 16.5 | 1.9        |  |
| 30        | 2.1                       | 0.7 | 1.7 | 28.1                  | 20.1 | 1.16 | 32.1 | 24.2 | 60.0  | 1.2        | 3.0 | 1.3 | 3.1  | 17.4               | 1.48 | 12.1 | 3.4 | 21.9 | 2.0        |  |
|           |                           |     |     |                       |      |      |      |      |       |            | 4.5 | 2.4 | 5.6  | 18.2               | 1.49 | 12.9 | 3.6 | 24.3 | 2.1        |  |
|           |                           |     |     |                       |      |      |      |      |       |            | 6.0 | 3.5 | 8.1  | 18.6               | 1.50 | 13.3 | 3.6 | 25.6 | 2.1        |  |
| 40        | 3.2                       | 1.1 | 2.6 | 27.6                  | 19.7 | 1.17 | 31.5 | 23.6 | 60.0  | 1.2        | 3.0 | 1.0 | 2.4  | 20.1               | 1.53 | 14.7 | 3.9 | 30.2 | 2.3        |  |
|           |                           |     |     |                       |      |      |      |      |       |            | 4.5 | 1.9 | 4.5  | 21.0               | 1.54 | 15.5 | 4.0 | 33.1 | 2.3        |  |
|           |                           |     |     |                       |      |      |      |      |       |            | 6.0 | 2.9 | 6.6  | 21.5               | 1.55 | 16.0 | 4.1 | 34.7 | 2.4        |  |
| 50        | 3.0                       | 0.8 | 1.9 | 26.8                  | 19.4 | 1.23 | 31.2 | 21.8 | 70.8  | 1.5        | 3.0 | 0.8 | 1.9  | 22.8               | 1.58 | 17.2 | 4.2 | 38.6 | 2.5        |  |
|           | 4.5                       | 1.6 | 3.7 | 27.3                  | 19.7 | 1.16 | 31.5 | 23.6 | 64.0  | 1.3        | 4.5 | 1.6 | 3.7  | 23.9               | 1.60 | 18.2 | 4.4 | 41.9 | 2.6        |  |
|           | 6.0                       | 2.5 | 5.7 | 27.5                  | 19.7 | 1.12 | 31.5 | 24.5 | 60.5  | 1.2        | 6.0 | 2.5 | 5.7  | 24.4               | 1.61 | 18.7 | 4.4 | 43.8 | 2.7        |  |
| 60        | 3.0                       | 0.7 | 1.6 | 25.8                  | 19.0 | 1.34 | 30.6 | 19.2 | 80.4  | 1.9        | 3.0 | 0.7 | 1.6  | 25.5               | 1.63 | 19.7 | 4.6 | 46.9 | 2.8        |  |
|           | 4.5                       | 1.4 | 3.2 | 26.5                  | 19.3 | 1.26 | 31.0 | 21.0 | 73.8  | 1.7        | 4.5 | 1.4 | 3.2  | 26.7               | 1.66 | 20.8 | 4.7 | 50.8 | 2.9        |  |
|           | 6.0                       | 2.2 | 5.1 | 26.8                  | 19.5 | 1.22 | 31.2 | 21.9 | 70.4  | 1.6        | 6.0 | 2.2 | 5.1  | 27.4               | 1.67 | 21.4 | 4.8 | 52.9 | 3.0        |  |
| 70        | 3.0                       | 0.6 | 1.5 | 24.5                  | 18.3 | 1.49 | 29.8 | 16.5 | 89.9  | 2.4        | 3.0 | 0.6 | 1.5  | 28.1               | 1.69 | 22.1 | 4.9 | 55.3 | 3.1        |  |
|           | 4.5                       | 1.3 | 3.0 | 25.4                  | 18.8 | 1.39 | 30.3 | 18.3 | 83.5  | 2.2        | 4.5 | 1.3 | 3.0  | 29.5               | 1.72 | 23.4 | 5.0 | 59.6 | 3.2        |  |
|           | 6.0                       | 2.1 | 4.8 | 25.8                  | 19.0 | 1.34 | 30.6 | 19.2 | 80.2  | 2.0        | 6.0 | 2.1 | 4.8  | 30.3               | 1.74 | 24.1 | 5.1 | 62.0 | 3.3        |  |
| 80        | 3.0                       | 0.6 | 1.4 | 23.2                  | 17.6 | 1.66 | 29.1 | 14.0 | 99.4  | 3.1        | 3.0 | 0.6 | 1.4  | 30.8               | 1.75 | 24.6 | 5.2 | 63.6 | 3.5        |  |
|           | 4.5                       | 1.2 | 2.9 | 24.1                  | 18.1 | 1.54 | 29.6 | 15.6 | 93.1  | 2.9        | 4.5 | 1.2 | 2.9  | 32.3               | 1.78 | 25.9 | 5.3 | 68.5 | 3.6        |  |
|           | 6.0                       | 2.0 | 4.6 | 24.5                  | 18.3 | 1.49 | 29.8 | 16.5 | 89.9  | 2.6        | 6.0 | 2.0 | 4.6  | 33.1               | 1.80 | 26.7 | 5.4 | 71.1 | 3.7        |  |
| 90        | 3.0                       | 0.6 | 1.4 | 21.8                  | 17.0 | 1.87 | 28.5 | 11.7 | 109.0 | 3.9        | 2.6 | 0.4 | 0.9  | 32.8               | 1.87 | 26.4 | 5.1 | 70.0 | 3.8        |  |
|           | 4.5                       | 1.2 | 2.8 | 22.7                  | 17.4 | 1.73 | 28.9 | 13.1 | 102.8 | 3.6        |     |     |      |                    |      |      |     |      |            |  |
|           | 6.0                       | 2.0 | 4.6 | 23.1                  | 17.6 | 1.66 | 29.1 | 13.9 | 99.7  | 3.3        |     |     |      |                    |      |      |     |      |            |  |
| 100       | 3.0                       | 0.6 | 1.3 | 20.6                  | 16.4 | 2.14 | 28.2 | 9.6  | 118.8 | 4.8        | 1.8 | 0.1 | 0.2  | 32.8               | 1.87 | 26.4 | 5.1 | 70.0 | 3.8        |  |
|           | 4.5                       | 1.2 | 2.7 | 21.3                  | 16.7 | 1.97 | 28.3 | 10.9 | 112.6 | 4.4        |     |     |      |                    |      |      |     |      |            |  |
|           | 6.0                       | 1.9 | 4.5 | 21.8                  | 16.9 | 1.89 | 28.5 | 11.5 | 109.5 | 4.0        |     |     |      |                    |      |      |     |      |            |  |
| 110       | 3.0                       | 0.5 | 1.2 | 19.5                  | 16.0 | 2.47 | 28.3 | 7.9  | 128.8 | 5.8        | 1.3 | 0.1 | 0.2  | 32.8               | 1.87 | 26.4 | 5.1 | 70.0 | 3.8        |  |
|           | 4.5                       | 1.1 | 2.6 | 20.1                  | 16.2 | 2.26 | 28.1 | 8.9  | 122.5 | 5.3        |     |     |      |                    |      |      |     |      |            |  |
|           | 6.0                       | 1.8 | 4.2 | 20.5                  | 16.4 | 2.16 | 28.2 | 9.5  | 119.4 | 4.9        |     |     |      |                    |      |      |     |      |            |  |
| 120       | 3.0                       | 0.4 | 1.0 | 18.8                  | 16.0 | 2.89 | 29.0 | 6.5  | 139.4 | 7.0        | 1.1 | 0.1 | 0.2  | 32.8               | 1.87 | 26.4 | 5.1 | 70.0 | 3.8        |  |
|           | 4.5                       | 0.9 | 2.2 | 19.2                  | 16.0 | 2.61 | 28.5 | 7.3  | 132.6 | 6.4        |     |     |      |                    |      |      |     |      |            |  |
|           | 6.0                       | 1.6 | 3.8 | 19.4                  | 16.0 | 2.49 | 28.3 | 7.8  | 129.4 | 5.8        |     |     |      |                    |      |      |     |      |            |  |

- Interpolation is permissible; extrapolation is not.
- All entering air conditions are 80°F (26.6°C) DB and 67°F (19.4°C) WB in cooling, and 70°F (21°C) DB in heating.
- AHRI/ISO certified conditions are 80.6°F (27°C) DB and 66.2°F (19°C) WB in cooling and 68°F (20°C) DB in heating.
- Table does not reflect fan or pump power corrections for AHRI/ISO conditions.
- All performance is based upon the lower voltage of dual voltage rated units.
- Performance stated is at the rated power supply; performance may vary as the power supply varies from the rated.
- Operation below 40°F (10.0°C) EWT is based upon 20% methanol antifreeze solution.
- Operation below 60°F (15.5°C) EWT requires optional insulated water/refrigerant circuit.
- See performance correction tables for operating conditions other than those listed above.
- See Performance Data Selection Notes for operation in the shaded areas.
- Regular Cooling operation with an EWT of less than 50°F (10.0°C) is not recommended unless variable water flow is available.
- Regular Heating operation with an EWT of more than 90°F (32°C) is not recommended unless variable water flow is available.
- For quiet operation and long term reliability, it is recommended that systems be designed to avoid continuous operation in the outlined areas.
- Performance capacities shown in thousands of Btuh
- Hot Water Generator Capacity is based on 90°F entering water and 0.5 GPM/Ton.

# Performance Data SZ\*030 EC Blower Motor (Part Load)

Models:  
SZ  
024-060

## 750 CFM Rated Airflow

| EWT<br>°F | GPM                       | WPD |     | COOLING - EAT 80/67°F |      |      |      |      |       |            | GPM | WPD |     | HEATING - EAT 70°F |      |      |     |      |            |  |
|-----------|---------------------------|-----|-----|-----------------------|------|------|------|------|-------|------------|-----|-----|-----|--------------------|------|------|-----|------|------------|--|
|           |                           | PSI | FT  | TC                    | SC   | kW   | HR   | EER  | LWT   | HWG<br>Cap |     | PSI | FT  | HC                 | kW   | HE   | COP | LWT  | HWG<br>Cap |  |
| 20        | Operation Not Recommended |     |     |                       |      |      |      |      |       |            | 5.5 | 3.6 | 8.3 | 14.7               | 1.47 | 9.5  | 2.9 | 16.5 | 1.4        |  |
| 30        | 1.9                       | 0.5 | 1.1 | 25.3                  | 18.0 | 0.89 | 28.3 | 28.5 | 60.0  | 0.2        | 2.8 | 1.1 | 2.5 | 16.3               | 1.50 | 11.0 | 3.2 | 22.1 | 1.5        |  |
|           |                           |     |     |                       |      |      |      |      |       |            | 4.1 | 2.0 | 4.5 | 17.0               | 1.51 | 11.6 | 3.3 | 24.3 | 1.5        |  |
|           |                           |     |     |                       |      |      |      |      |       |            | 5.5 | 2.9 | 6.6 | 17.3               | 1.51 | 12.0 | 3.4 | 25.7 | 1.6        |  |
| 40        | 2.8                       | 0.8 | 1.8 | 25.1                  | 18.0 | 0.92 | 28.2 | 27.4 | 60.0  | 0.2        | 2.8 | 0.8 | 1.8 | 18.7               | 1.53 | 13.2 | 3.6 | 30.5 | 1.6        |  |
|           |                           |     |     |                       |      |      |      |      |       |            | 4.1 | 1.5 | 3.5 | 19.4               | 1.54 | 13.9 | 3.7 | 33.2 | 1.7        |  |
|           |                           |     |     |                       |      |      |      |      |       |            | 5.5 | 2.3 | 5.4 | 19.8               | 1.54 | 14.4 | 3.8 | 34.8 | 1.7        |  |
| 50        | 2.8                       | 0.6 | 1.4 | 24.3                  | 17.6 | 1.02 | 27.9 | 24.0 | 70.0  | 0.7        | 2.8 | 0.6 | 1.4 | 21.0               | 1.55 | 15.4 | 4.0 | 39.0 | 1.8        |  |
|           | 4.1                       | 1.2 | 2.9 | 24.8                  | 17.8 | 0.93 | 28.1 | 26.8 | 63.7  | 0.6        | 4.1 | 1.2 | 2.8 | 21.8               | 1.56 | 16.2 | 4.1 | 42.1 | 1.9        |  |
|           | 5.5                       | 2.0 | 4.6 | 25.1                  | 18.0 | 0.88 | 28.2 | 28.4 | 60.3  | 0.6        | 5.5 | 2.0 | 4.6 | 22.3               | 1.56 | 16.7 | 4.2 | 43.9 | 1.9        |  |
| 60        | 2.8                       | 0.5 | 1.1 | 23.4                  | 17.2 | 1.17 | 27.6 | 20.0 | 79.7  | 1.2        | 2.8 | 0.5 | 1.1 | 23.2               | 1.57 | 17.6 | 4.3 | 47.4 | 2.0        |  |
|           | 4.1                       | 1.1 | 2.4 | 24.0                  | 17.5 | 1.07 | 27.8 | 22.4 | 73.6  | 1.1        | 4.1 | 1.1 | 2.4 | 24.1               | 1.57 | 18.5 | 4.5 | 51.0 | 2.1        |  |
|           | 5.5                       | 1.8 | 4.1 | 24.3                  | 17.6 | 1.02 | 27.9 | 23.9 | 70.2  | 1.0        | 5.5 | 1.8 | 4.1 | 24.6               | 1.57 | 19.0 | 4.6 | 53.1 | 2.2        |  |
| 70        | 2.8                       | 0.4 | 1.0 | 22.4                  | 16.8 | 1.35 | 27.2 | 16.6 | 89.4  | 1.9        | 2.8 | 0.4 | 1.0 | 25.3               | 1.58 | 19.7 | 4.7 | 55.9 | 2.3        |  |
|           | 4.1                       | 1.0 | 2.2 | 23.1                  | 17.0 | 1.24 | 27.5 | 18.6 | 83.4  | 1.7        | 4.1 | 1.0 | 2.2 | 26.3               | 1.58 | 20.7 | 4.9 | 59.9 | 2.3        |  |
|           | 5.5                       | 1.7 | 3.8 | 23.4                  | 17.2 | 1.18 | 27.6 | 19.9 | 80.0  | 1.6        | 5.5 | 1.7 | 3.8 | 26.9               | 1.58 | 21.3 | 5.0 | 62.3 | 2.4        |  |
| 80        | 2.8                       | 0.4 | 0.9 | 21.3                  | 16.3 | 1.55 | 26.8 | 13.7 | 99.2  | 2.6        | 2.8 | 0.4 | 0.9 | 27.4               | 1.59 | 21.8 | 5.1 | 64.4 | 2.5        |  |
|           | 4.1                       | 0.9 | 2.1 | 22.0                  | 16.6 | 1.43 | 27.1 | 15.4 | 93.2  | 2.4        | 4.1 | 0.9 | 2.1 | 28.5               | 1.60 | 22.8 | 5.2 | 68.9 | 2.6        |  |
|           | 5.5                       | 1.6 | 3.7 | 22.4                  | 16.7 | 1.36 | 27.2 | 16.4 | 89.9  | 2.2        | 5.5 | 1.6 | 3.7 | 29.1               | 1.60 | 23.4 | 5.3 | 71.5 | 2.7        |  |
| 90        | 2.8                       | 0.4 | 0.9 | 20.2                  | 15.7 | 1.77 | 26.4 | 11.4 | 108.9 | 3.5        | 2.3 | 0.2 | 0.4 | 28.8               | 1.66 | 23.1 | 5.1 | 70.0 | 2.8        |  |
|           | 4.1                       | 0.9 | 2.0 | 20.9                  | 16.1 | 1.64 | 26.7 | 12.8 | 103.0 | 3.2        |     |     |     |                    |      |      |     |      |            |  |
|           | 5.5                       | 1.6 | 3.6 | 21.3                  | 16.2 | 1.56 | 26.8 | 13.6 | 99.7  | 2.9        |     |     |     |                    |      |      |     |      |            |  |
| 100       | 2.8                       | 0.4 | 0.9 | 18.9                  | 15.2 | 2.01 | 26.1 | 9.4  | 118.6 | 4.4        | 1.5 | 0.1 | 0.2 | 28.8               | 1.66 | 23.1 | 5.1 | 70.0 | 2.8        |  |
|           | 4.1                       | 0.9 | 2.0 | 19.7                  | 15.5 | 1.86 | 26.3 | 10.6 | 112.8 | 4.1        |     |     |     |                    |      |      |     |      |            |  |
|           | 5.5                       | 1.5 | 3.5 | 20.1                  | 15.7 | 1.79 | 26.4 | 11.2 | 109.6 | 3.7        |     |     |     |                    |      |      |     |      |            |  |
| 110       | 2.8                       | 0.3 | 0.8 | 17.7                  | 14.6 | 2.26 | 25.7 | 7.8  | 128.4 | 5.4        | 1.2 | 0.1 | 0.2 | 28.8               | 1.66 | 23.1 | 5.1 | 70.0 | 2.8        |  |
|           | 4.1                       | 0.8 | 1.8 | 18.4                  | 14.9 | 2.11 | 25.9 | 8.7  | 122.6 | 5.0        |     |     |     |                    |      |      |     |      |            |  |
|           | 5.5                       | 1.4 | 3.2 | 18.8                  | 15.1 | 2.03 | 26.0 | 9.3  | 119.5 | 4.5        |     |     |     |                    |      |      |     |      |            |  |
| 120       | 2.8                       | 0.2 | 0.5 | 16.4                  | 14.0 | 2.52 | 25.4 | 6.5  | 138.1 | 6.6        | 0.9 | 0.1 | 0.2 | 28.8               | 1.66 | 23.1 | 5.1 | 70.0 | 2.8        |  |
|           | 4.1                       | 0.6 | 1.5 | 17.2                  | 14.3 | 2.37 | 25.6 | 7.2  | 132.5 | 6.0        |     |     |     |                    |      |      |     |      |            |  |
|           | 5.5                       | 1.2 | 2.7 | 17.6                  | 14.5 | 2.28 | 25.7 | 7.7  | 129.3 | 5.5        |     |     |     |                    |      |      |     |      |            |  |

- Interpolation is permissible; extrapolation is not.
- All entering air conditions are 80°F (26.6°C) DB and 67°F (19.4°C) WB in cooling, and 70°F (21°C) DB in heating.
- AHRI/ISO certified conditions are 80.6°F (27°C) DB and 66.2°F (19°C) WB in cooling and 68°F (20°C) DB in heating.
- Table does not reflect fan or pump power corrections for AHRI/ISO conditions.
- All performance is based upon the lower voltage of dual voltage rated units.
- Performance stated is at the rated power supply; performance may vary as the power supply varies from the rated.
- Operation below 40°F (10.0°C) EWT is based upon 20% methanol antifreeze solution.
- Operation below 60°F (15.5°C) EWT requires optional insulated water/refrigerant circuit.
- See performance correction tables for operating conditions other than those listed above.
- See Performance Data Selection Notes for operation in the shaded areas.
- Regular Cooling operation with an EWT of less than 50°F (10.0°C) is not recommended unless variable water flow is available.
- Regular Heating operation with an EWT of more than 90°F (32°C) is not recommended unless variable water flow is available.
- For quiet operation and long term reliability, it is recommended that systems be designed to avoid continuous operation in the outlined areas.
- Performance capacities shown in thousands of Btuh
- Hot Water Generator Capacity is based on 90°F entering water and 0.5 GPM/Ton.



# Performance Data

## SZ\*030 EC Blower Motor (Full Load)

Models:  
SZ  
024-060

### 900 CFM Rated Airflow

| EWT<br>°F | GPM                       | WPD |     | COOLING - EAT 80/67°F |      |      |      |      |       |            | GPM | WPD |      | HEATING - EAT 70°F |      |      |     |      |            |  |
|-----------|---------------------------|-----|-----|-----------------------|------|------|------|------|-------|------------|-----|-----|------|--------------------|------|------|-----|------|------------|--|
|           |                           | PSI | FT  | TC                    | SC   | kW   | HR   | EER  | LWT   | HWG<br>Cap |     | PSI | FT   | HC                 | kW   | HE   | COP | LWT  | HWG<br>Cap |  |
| 20        | Operation Not Recommended |     |     |                       |      |      |      |      |       |            | 7.5 | 6.0 | 13.8 | 20.9               | 1.93 | 14.0 | 3.2 | 16.3 | 1.9        |  |
| 30        | 2.6                       | 0.8 | 1.9 | 33.8                  | 22.9 | 1.49 | 38.8 | 22.7 | 60.0  | 1.0        | 3.8 | 1.8 | 4.1  | 22.8               | 1.98 | 15.8 | 3.4 | 21.7 | 2.0        |  |
|           |                           |     |     |                       |      |      |      |      |       |            | 5.6 | 3.3 | 7.5  | 23.6               | 2.01 | 16.5 | 3.5 | 24.1 | 2.0        |  |
|           |                           |     |     |                       |      |      |      |      |       |            | 7.5 | 4.8 | 11.0 | 24.1               | 2.02 | 16.9 | 3.5 | 25.5 | 2.1        |  |
| 40        | 3.9                       | 1.4 | 3.2 | 33.6                  | 22.8 | 1.51 | 38.7 | 22.2 | 60.0  | 1.0        | 3.8 | 1.3 | 3.1  | 25.8               | 2.07 | 18.5 | 3.7 | 30.3 | 2.2        |  |
|           |                           |     |     |                       |      |      |      |      |       |            | 5.6 | 2.6 | 5.9  | 26.8               | 2.10 | 19.3 | 3.7 | 33.1 | 2.3        |  |
|           |                           |     |     |                       |      |      |      |      |       |            | 7.5 | 3.9 | 9.0  | 27.4               | 2.11 | 19.8 | 3.8 | 34.7 | 2.3        |  |
| 50        | 3.8                       | 1.0 | 2.4 | 32.6                  | 22.4 | 1.60 | 38.3 | 20.4 | 70.2  | 1.5        | 3.8 | 1.0 | 2.4  | 28.8               | 2.15 | 21.2 | 3.9 | 38.9 | 2.5        |  |
|           | 5.6                       | 2.1 | 4.8 | 33.2                  | 22.7 | 1.50 | 38.6 | 22.1 | 63.8  | 1.4        | 5.6 | 2.1 | 4.8  | 29.9               | 2.19 | 22.2 | 4.0 | 42.1 | 2.6        |  |
|           | 7.5                       | 3.3 | 7.6 | 33.6                  | 22.8 | 1.45 | 38.7 | 23.1 | 60.3  | 1.3        | 7.5 | 3.3 | 7.6  | 30.6               | 2.20 | 22.8 | 4.1 | 43.9 | 2.6        |  |
| 60        | 3.8                       | 0.9 | 2.0 | 31.5                  | 22.0 | 1.77 | 37.8 | 17.8 | 79.9  | 2.1        | 3.8 | 0.9 | 2.0  | 31.8               | 2.24 | 23.9 | 4.2 | 47.4 | 2.9        |  |
|           | 5.6                       | 1.8 | 4.2 | 32.2                  | 22.3 | 1.66 | 38.1 | 19.4 | 73.6  | 2.0        | 5.6 | 1.8 | 4.2  | 33.1               | 2.27 | 25.0 | 4.3 | 51.1 | 3.0        |  |
|           | 7.5                       | 3.0 | 6.8 | 32.6                  | 22.4 | 1.60 | 38.3 | 20.3 | 70.2  | 1.8        | 7.5 | 3.0 | 6.8  | 33.8               | 2.29 | 25.6 | 4.3 | 53.2 | 3.0        |  |
| 70        | 3.8                       | 0.8 | 1.8 | 30.3                  | 21.5 | 1.97 | 37.3 | 15.4 | 89.6  | 2.9        | 3.8 | 0.8 | 1.8  | 34.8               | 2.32 | 26.5 | 4.4 | 56.0 | 3.3        |  |
|           | 5.6                       | 1.7 | 3.8 | 31.1                  | 21.8 | 1.84 | 37.6 | 16.9 | 83.4  | 2.6        | 5.6 | 1.7 | 3.8  | 36.1               | 2.36 | 27.7 | 4.5 | 60.1 | 3.4        |  |
|           | 7.5                       | 2.8 | 6.4 | 31.5                  | 22.0 | 1.78 | 37.8 | 17.7 | 80.1  | 2.4        | 7.5 | 2.8 | 6.4  | 36.9               | 2.38 | 28.5 | 4.5 | 62.4 | 3.5        |  |
| 80        | 3.8                       | 0.7 | 1.7 | 28.9                  | 20.9 | 2.20 | 36.8 | 13.1 | 99.3  | 3.7        | 3.8 | 0.7 | 1.7  | 37.7               | 2.40 | 29.1 | 4.6 | 64.7 | 3.8        |  |
|           | 5.6                       | 1.6 | 3.7 | 29.8                  | 21.3 | 2.05 | 37.1 | 14.5 | 93.2  | 3.4        | 5.6 | 1.6 | 3.7  | 39.1               | 2.45 | 30.4 | 4.7 | 69.1 | 3.9        |  |
|           | 7.5                       | 2.7 | 6.3 | 30.2                  | 21.4 | 1.98 | 37.3 | 15.3 | 89.9  | 3.1        | 7.5 | 2.7 | 6.3  | 40.0               | 2.47 | 31.2 | 4.7 | 71.7 | 4.0        |  |
| 90        | 3.8                       | 0.7 | 1.7 | 27.5                  | 20.3 | 2.46 | 36.2 | 11.2 | 109.1 | 4.6        | 3.1 | 0.3 | 0.7  | 39.5               | 2.56 | 30.7 | 4.5 | 70.0 | 4.4        |  |
|           | 5.6                       | 1.6 | 3.7 | 28.4                  | 20.7 | 2.30 | 36.6 | 12.4 | 103.1 | 4.2        |     |     |      |                    |      |      |     |      |            |  |
|           | 7.5                       | 2.7 | 6.2 | 28.9                  | 20.9 | 2.21 | 36.7 | 13.1 | 99.8  | 3.8        |     |     |      |                    |      |      |     |      |            |  |
| 100       | 3.8                       | 0.7 | 1.7 | 25.9                  | 19.6 | 2.76 | 35.7 | 9.4  | 118.8 | 5.6        | 2.0 | 0.1 | 0.2  | 39.5               | 2.56 | 30.7 | 4.5 | 70.0 | 4.4        |  |
|           | 5.6                       | 1.5 | 3.6 | 26.9                  | 20.0 | 2.57 | 36.0 | 10.4 | 112.9 | 5.2        |     |     |      |                    |      |      |     |      |            |  |
|           | 7.5                       | 2.6 | 6.1 | 27.4                  | 20.2 | 2.48 | 36.2 | 11.0 | 109.7 | 4.7        |     |     |      |                    |      |      |     |      |            |  |
| 110       | 3.8                       | 0.7 | 1.5 | 24.3                  | 18.8 | 3.10 | 35.3 | 7.8  | 128.6 | 6.8        | 1.5 | 0.1 | 0.2  | 39.5               | 2.56 | 30.7 | 4.5 | 70.0 | 4.4        |  |
|           | 5.6                       | 1.4 | 3.3 | 25.3                  | 19.3 | 2.89 | 35.6 | 8.7  | 122.7 | 6.2        |     |     |      |                    |      |      |     |      |            |  |
|           | 7.5                       | 2.5 | 5.8 | 25.8                  | 19.5 | 2.78 | 35.7 | 9.3  | 119.5 | 5.6        |     |     |      |                    |      |      |     |      |            |  |
| 120       | 3.8                       | 0.5 | 1.2 | 22.6                  | 17.9 | 3.48 | 34.9 | 6.5  | 138.4 | 8.0        | 1.2 | 0.1 | 0.2  | 39.5               | 2.56 | 30.7 | 4.5 | 70.0 | 4.4        |  |
|           | 5.6                       | 1.2 | 2.9 | 23.6                  | 18.4 | 3.25 | 35.1 | 7.3  | 132.5 | 7.3        |     |     |      |                    |      |      |     |      |            |  |
|           | 7.5                       | 2.2 | 5.1 | 24.1                  | 18.7 | 3.13 | 35.3 | 7.7  | 129.4 | 6.6        |     |     |      |                    |      |      |     |      |            |  |

- Interpolation is permissible; extrapolation is not.
- All entering air conditions are 80°F (26.6°C) DB and 67°F (19.4°C) WB in cooling, and 70°F (21°C) DB in heating.
- AHRI/ISO certified conditions are 80.6°F (27°C) DB and 66.2°F (19°C) WB in cooling and 68°F (20°C) DB in heating.
- Table does not reflect fan or pump power corrections for AHRI/ISO conditions.
- All performance is based upon the lower voltage of dual voltage rated units.
- Performance stated is at the rated power supply; performance may vary as the power supply varies from the rated.
- Operation below 40°F (10.0°C) EWT is based upon 20% methanol antifreeze solution.
- Operation below 60°F (15.5°C) EWT requires optional insulated water/refrigerant circuit.
- See performance correction tables for operating conditions other than those listed above.
- See Performance Data Selection Notes for operation in the shaded areas.
- Regular Cooling operation with an EWT of less than 50°F (10.0°C) is not recommended unless variable water flow is available.
- Regular Heating operation with an EWT of more than 90°F (32°C) is not recommended unless variable water flow is available.
- For quiet operation and long term reliability, it is recommended that systems be designed to avoid continuous operation in the outlined areas.
- Performance capacities shown in thousands of Btuh
- Hot Water Generator Capacity is based on 90°F entering water and 0.5 GPM/Ton.

# Performance Data SZ\*036 EC Blower Motor (Part Load)

Models:  
SZ  
024-060

## 950 CFM Rated Airflow

| EWT<br>°F | GPM                       | WPD |     | COOLING - EAT 80/67°F |      |      |      |      |       |            | GPM | WPD |     | HEATING - EAT 70°F |      |      |     |      |            |  |
|-----------|---------------------------|-----|-----|-----------------------|------|------|------|------|-------|------------|-----|-----|-----|--------------------|------|------|-----|------|------------|--|
|           |                           | PSI | FT  | TC                    | SC   | kW   | HR   | EER  | LWT   | HWG<br>Cap |     | PSI | FT  | HC                 | kW   | HE   | COP | LWT  | HWG<br>Cap |  |
| 20        | Operation Not Recommended |     |     |                       |      |      |      |      |       |            | 6.8 | 3.3 | 7.7 | 17.3               | 1.67 | 11.3 | 3.0 | 16.7 | 1.7        |  |
| 30        | 2.3                       | 0.4 | 0.9 | 30.7                  | 22.7 | 1.10 | 34.4 | 27.9 | 60.0  | 0.2        | 3.4 | 1.0 | 2.3 | 19.2               | 1.70 | 13.1 | 3.3 | 22.3 | 1.7        |  |
|           |                           |     |     |                       |      |      |      |      |       |            | 5.1 | 1.9 | 4.3 | 19.9               | 1.71 | 13.9 | 3.4 | 24.6 | 1.8        |  |
|           |                           |     |     |                       |      |      |      |      |       |            | 6.8 | 2.8 | 6.5 | 20.4               | 1.71 | 14.3 | 3.5 | 25.8 | 1.8        |  |
| 40        | 3.4                       | 0.8 | 1.9 | 30.4                  | 22.4 | 1.13 | 34.2 | 27.0 | 60.0  | 0.2        | 3.4 | 0.8 | 1.9 | 22.1               | 1.73 | 15.9 | 3.7 | 30.6 | 1.9        |  |
|           |                           |     |     |                       |      |      |      |      |       |            | 5.1 | 1.6 | 3.6 | 23.1               | 1.74 | 16.9 | 3.9 | 33.4 | 2.0        |  |
|           |                           |     |     |                       |      |      |      |      |       |            | 6.8 | 2.4 | 5.6 | 23.6               | 1.75 | 17.4 | 4.0 | 34.9 | 2.0        |  |
| 50        | 3.4                       | 0.7 | 1.7 | 29.4                  | 22.0 | 1.21 | 33.7 | 24.3 | 69.8  | 0.7        | 3.4 | 0.7 | 1.7 | 25.1               | 1.76 | 18.9 | 4.2 | 38.9 | 2.2        |  |
|           | 5.1                       | 1.4 | 3.1 | 30.1                  | 22.3 | 1.12 | 34.1 | 26.8 | 63.4  | 0.7        | 5.1 | 1.4 | 3.1 | 26.4               | 1.77 | 20.1 | 4.4 | 42.1 | 2.2        |  |
|           | 6.8                       | 2.1 | 4.9 | 30.4                  | 22.4 | 1.08 | 34.2 | 28.1 | 60.1  | 0.6        | 6.8 | 2.1 | 4.9 | 27.0               | 1.78 | 20.7 | 4.5 | 43.9 | 2.3        |  |
| 60        | 3.4                       | 0.7 | 1.6 | 28.3                  | 21.4 | 1.36 | 33.2 | 20.8 | 79.5  | 1.5        | 3.4 | 0.7 | 1.6 | 28.3               | 1.79 | 21.9 | 4.6 | 47.1 | 2.5        |  |
|           | 5.1                       | 1.2 | 2.8 | 29.1                  | 21.8 | 1.26 | 33.6 | 23.0 | 73.2  | 1.4        | 5.1 | 1.2 | 2.8 | 29.7               | 1.80 | 23.3 | 4.8 | 50.9 | 2.5        |  |
|           | 6.8                       | 1.9 | 4.5 | 29.4                  | 22.0 | 1.21 | 33.7 | 24.3 | 69.9  | 1.3        | 6.8 | 1.9 | 4.5 | 30.5               | 1.80 | 24.1 | 5.0 | 52.9 | 2.6        |  |
| 70        | 3.4                       | 0.6 | 1.5 | 27.0                  | 20.8 | 1.54 | 32.5 | 17.6 | 89.1  | 2.4        | 3.4 | 0.6 | 1.5 | 31.4               | 1.81 | 25.0 | 5.1 | 55.3 | 2.8        |  |
|           | 5.1                       | 1.2 | 2.7 | 27.9                  | 21.2 | 1.42 | 32.9 | 19.6 | 82.9  | 2.2        | 5.1 | 1.2 | 2.7 | 33.1               | 1.82 | 26.6 | 5.3 | 59.6 | 2.9        |  |
|           | 6.8                       | 1.8 | 4.2 | 28.3                  | 21.4 | 1.37 | 33.1 | 20.7 | 79.7  | 2.0        | 6.8 | 1.8 | 4.2 | 34.0               | 1.83 | 27.4 | 5.4 | 61.9 | 2.9        |  |
| 80        | 3.4                       | 0.6 | 1.4 | 25.6                  | 20.1 | 1.74 | 31.8 | 14.7 | 98.7  | 3.2        | 3.4 | 0.6 | 1.4 | 34.6               | 1.84 | 28.0 | 5.5 | 63.5 | 3.2        |  |
|           | 5.1                       | 1.1 | 2.6 | 26.5                  | 20.5 | 1.61 | 32.2 | 16.5 | 92.6  | 2.9        | 5.1 | 1.1 | 2.6 | 36.4               | 1.85 | 29.8 | 5.8 | 68.3 | 3.3        |  |
|           | 6.8                       | 1.7 | 4.0 | 27.0                  | 20.7 | 1.55 | 32.5 | 17.4 | 89.5  | 2.7        | 6.8 | 1.7 | 4.0 | 37.3               | 1.86 | 30.7 | 5.9 | 71.0 | 3.3        |  |
| 90        | 3.4                       | 0.6 | 1.4 | 24.1                  | 19.4 | 1.96 | 31.1 | 12.3 | 108.3 | 4.1        | 3.0 | 0.5 | 1.1 | 37.0               | 1.94 | 30.4 | 5.6 | 70.0 | 3.6        |  |
|           | 5.1                       | 1.1 | 2.5 | 25.1                  | 19.8 | 1.82 | 31.5 | 13.8 | 102.4 | 3.7        |     |     |     |                    |      |      |     |      |            |  |
|           | 6.8                       | 1.7 | 3.9 | 25.5                  | 20.1 | 1.75 | 31.7 | 14.6 | 99.3  | 3.4        |     |     |     |                    |      |      |     |      |            |  |
| 100       | 3.4                       | 0.6 | 1.4 | 22.6                  | 18.8 | 2.20 | 30.4 | 10.2 | 117.9 | 4.9        | 2.0 | 0.1 | 0.2 | 37.0               | 1.94 | 30.4 | 5.6 | 70.0 | 3.6        |  |
|           | 5.1                       | 1.1 | 2.5 | 23.5                  | 19.2 | 2.05 | 30.8 | 11.5 | 112.1 | 4.5        |     |     |     |                    |      |      |     |      |            |  |
|           | 6.8                       | 1.7 | 3.9 | 24.0                  | 19.4 | 1.98 | 31.0 | 12.1 | 109.1 | 4.1        |     |     |     |                    |      |      |     |      |            |  |
| 110       | 3.4                       | 0.6 | 1.3 | 21.0                  | 18.3 | 2.47 | 29.8 | 8.5  | 127.5 | 5.8        | 1.5 | 0.1 | 0.2 | 37.0               | 1.94 | 30.4 | 5.6 | 70.0 | 3.6        |  |
|           | 5.1                       | 1.0 | 2.4 | 21.9                  | 18.6 | 2.31 | 30.2 | 9.5  | 121.8 | 5.3        |     |     |     |                    |      |      |     |      |            |  |
|           | 6.8                       | 1.6 | 3.8 | 22.4                  | 18.7 | 2.23 | 30.3 | 10.0 | 118.9 | 4.9        |     |     |     |                    |      |      |     |      |            |  |
| 120       | 3.4                       | 0.5 | 1.3 | 19.5                  | 17.8 | 2.77 | 29.3 | 7.0  | 137.3 | 6.7        | 1.2 | 0.1 | 0.2 | 37.0               | 1.94 | 30.4 | 5.6 | 70.0 | 3.6        |  |
|           | 5.1                       | 1.0 | 2.2 | 20.4                  | 18.1 | 2.59 | 29.6 | 7.9  | 131.6 | 6.2        |     |     |     |                    |      |      |     |      |            |  |
|           | 6.8                       | 1.5 | 3.6 | 20.8                  | 18.2 | 2.51 | 29.8 | 8.3  | 128.8 | 5.6        |     |     |     |                    |      |      |     |      |            |  |

- Interpolation is permissible; extrapolation is not.
- All entering air conditions are 80°F (26.6°C) DB and 67°F (19.4°C) WB in cooling, and 70°F (21°C) DB in heating.
- AHRI/ISO certified conditions are 80.6°F (27°C) DB and 66.2°F (19°C) WB in cooling and 68°F (20°C) DB in heating.
- Table does not reflect fan or pump power corrections for AHRI/ISO conditions.
- All performance is based upon the lower voltage of dual voltage rated units.
- Performance stated is at the rated power supply; performance may vary as the power supply varies from the rated.
- Operation below 40°F (10.0°C) EWT is based upon 20% methanol antifreeze solution.
- Operation below 60°F (15.5°C) EWT requires optional insulated water/refrigerant circuit.
- See performance correction tables for operating conditions other than those listed above.
- See Performance Data Selection Notes for operation in the shaded areas.
- Regular Cooling operation with an EWT of less than 50°F (10.0°C) is not recommended unless variable water flow is available.
- Regular Heating operation with an EWT of more than 90°F (32°C) is not recommended unless variable water flow is available.
- For quiet operation and long term reliability, it is recommended that systems be designed to avoid continuous operation in the outlined areas.
- Performance capacities shown in thousands of Btuh
- Hot Water Generator Capacity is based on 90°F entering water and 0.5 GPM/Ton.

# Performance Data

## SZ\*036 EC Blower Motor (Full Load)

Models:  
SZ  
024-060

### 1150 CFM Rated Airflow

| EWT<br>°F | GPM                       | WPD |     | COOLING - EAT 80/67°F |      |      |      |      |       |            | GPM | WPD |      | HEATING - EAT 70°F |      |      |     |      |            |  |
|-----------|---------------------------|-----|-----|-----------------------|------|------|------|------|-------|------------|-----|-----|------|--------------------|------|------|-----|------|------------|--|
|           |                           | PSI | FT  | TC                    | SC   | kW   | HR   | EER  | LWT   | HWG<br>Cap |     | PSI | FT   | HC                 | kW   | HE   | COP | LWT  | HWG<br>Cap |  |
| 20        | Operation Not Recommended |     |     |                       |      |      |      |      |       |            | 9.0 | 5.2 | 12.1 | 25.1               | 2.26 | 17.0 | 3.3 | 16.2 | 2.4        |  |
| 30        | 3.1                       | 0.7 | 1.5 | 40.0                  | 28.3 | 1.87 | 46.3 | 21.4 | 60.0  | 1.2        | 4.5 | 1.6 | 3.6  | 27.4               | 2.32 | 19.2 | 3.5 | 21.5 | 2.4        |  |
|           |                           |     |     |                       |      |      |      |      |       |            | 6.8 | 3.0 | 6.8  | 28.6               | 2.35 | 20.3 | 3.6 | 24.0 | 2.5        |  |
|           |                           |     |     |                       |      |      |      |      |       |            | 9.0 | 4.4 | 10.1 | 29.2               | 2.36 | 20.8 | 3.6 | 25.4 | 2.6        |  |
| 40        | 4.6                       | 1.3 | 3.1 | 39.8                  | 28.2 | 1.90 | 46.3 | 20.9 | 60.0  | 1.2        | 4.5 | 1.3 | 3.0  | 31.4               | 2.42 | 22.8 | 3.8 | 29.9 | 2.7        |  |
|           |                           |     |     |                       |      |      |      |      |       |            | 6.8 | 2.4 | 5.5  | 32.9               | 2.46 | 24.1 | 3.9 | 32.9 | 2.8        |  |
|           |                           |     |     |                       |      |      |      |      |       |            | 9.0 | 3.7 | 8.6  | 33.7               | 2.48 | 24.8 | 4.0 | 34.5 | 2.8        |  |
| 50        | 4.5                       | 1.1 | 2.6 | 38.6                  | 27.4 | 1.96 | 45.6 | 19.7 | 70.3  | 1.8        | 4.5 | 1.1 | 2.6  | 35.5               | 2.53 | 26.5 | 4.1 | 38.2 | 3.0        |  |
|           | 6.8                       | 2.0 | 4.7 | 39.4                  | 27.9 | 1.87 | 46.0 | 21.1 | 63.5  | 1.6        | 6.8 | 2.0 | 4.7  | 37.3               | 2.58 | 28.1 | 4.2 | 41.7 | 3.1        |  |
|           | 9.0                       | 3.3 | 7.6 | 39.7                  | 28.2 | 1.83 | 46.3 | 21.7 | 60.3  | 1.5        | 9.0 | 3.3 | 7.6  | 38.2               | 2.60 | 29.0 | 4.3 | 43.6 | 3.2        |  |
| 60        | 4.5                       | 1.0 | 2.4 | 37.4                  | 26.7 | 2.13 | 45.0 | 17.5 | 80.0  | 2.5        | 4.5 | 1.0 | 2.4  | 39.7               | 2.64 | 30.4 | 4.4 | 46.5 | 3.5        |  |
|           | 6.8                       | 1.8 | 4.2 | 38.2                  | 27.2 | 2.01 | 45.4 | 19.0 | 73.4  | 2.3        | 6.8 | 1.8 | 4.2  | 41.8               | 2.70 | 32.2 | 4.5 | 50.5 | 3.6        |  |
|           | 9.0                       | 3.0 | 6.9 | 38.6                  | 27.4 | 1.96 | 45.6 | 19.7 | 70.1  | 2.1        | 9.0 | 3.0 | 6.9  | 42.9               | 2.73 | 33.2 | 4.6 | 52.6 | 3.7        |  |
| 70        | 4.5                       | 1.0 | 2.2 | 35.9                  | 26.0 | 2.34 | 44.3 | 15.4 | 89.7  | 3.4        | 4.5 | 1.0 | 2.2  | 44.0               | 2.77 | 34.2 | 4.7 | 54.8 | 4.1        |  |
|           | 6.8                       | 1.7 | 4.0 | 36.9                  | 26.4 | 2.20 | 44.7 | 16.8 | 83.2  | 3.1        | 6.8 | 1.7 | 4.0  | 46.3               | 2.84 | 36.3 | 4.8 | 59.3 | 4.2        |  |
|           | 9.0                       | 2.8 | 6.5 | 37.4                  | 26.7 | 2.13 | 45.0 | 17.5 | 80.0  | 2.9        | 9.0 | 2.8 | 6.5  | 47.6               | 2.88 | 37.3 | 4.8 | 61.7 | 4.3        |  |
| 80        | 4.5                       | 0.9 | 2.1 | 34.4                  | 25.3 | 2.58 | 43.6 | 13.3 | 99.4  | 4.4        | 4.5 | 0.9 | 2.1  | 48.3               | 2.90 | 38.0 | 4.9 | 63.1 | 4.7        |  |
|           | 6.8                       | 1.7 | 4.0 | 35.4                  | 25.7 | 2.42 | 44.0 | 14.7 | 92.9  | 4.1        | 6.8 | 1.7 | 4.0  | 50.8               | 2.99 | 40.2 | 5.0 | 68.2 | 4.8        |  |
|           | 9.0                       | 2.7 | 6.3 | 35.9                  | 25.9 | 2.34 | 44.2 | 15.3 | 89.8  | 3.7        | 9.0 | 2.7 | 6.3  | 52.1               | 3.04 | 41.3 | 5.0 | 70.8 | 5.0        |  |
| 90        | 4.5                       | 0.9 | 2.1 | 32.7                  | 24.6 | 2.86 | 42.8 | 11.4 | 109.0 | 5.6        | 4.1 | 0.7 | 1.6  | 51.8               | 3.15 | 41.0 | 4.8 | 70.0 | 5.4        |  |
|           | 6.8                       | 1.7 | 3.9 | 33.8                  | 25.0 | 2.67 | 43.3 | 12.6 | 102.7 | 5.1        |     |     |      |                    |      |      |     |      |            |  |
|           | 9.0                       | 2.7 | 6.2 | 34.3                  | 25.2 | 2.59 | 43.5 | 13.3 | 99.7  | 4.7        |     |     |      |                    |      |      |     |      |            |  |
| 100       | 4.5                       | 0.9 | 2.1 | 30.8                  | 24.0 | 3.18 | 42.1 | 9.7  | 118.7 | 6.9        | 2.7 | 0.1 | 0.2  | 51.8               | 3.15 | 41.0 | 4.8 | 70.0 | 5.4        |  |
|           | 6.8                       | 1.7 | 3.9 | 32.0                  | 24.4 | 2.97 | 42.6 | 10.8 | 112.5 | 6.3        |     |     |      |                    |      |      |     |      |            |  |
|           | 9.0                       | 2.7 | 6.1 | 32.6                  | 24.6 | 2.88 | 42.8 | 11.3 | 109.5 | 5.7        |     |     |      |                    |      |      |     |      |            |  |
| 110       | 4.5                       | 0.9 | 2.0 | 28.9                  | 23.3 | 3.53 | 41.4 | 8.2  | 128.4 | 8.3        | 2.1 | 0.1 | 0.2  | 51.8               | 3.15 | 41.0 | 4.8 | 70.0 | 5.4        |  |
|           | 6.8                       | 1.6 | 3.6 | 30.1                  | 23.7 | 3.30 | 41.8 | 9.1  | 122.3 | 7.6        |     |     |      |                    |      |      |     |      |            |  |
|           | 9.0                       | 2.6 | 5.9 | 30.7                  | 23.9 | 3.20 | 42.1 | 9.6  | 119.3 | 6.9        |     |     |      |                    |      |      |     |      |            |  |
| 120       | 4.5                       | 0.8 | 1.8 | 26.8                  | 22.7 | 3.91 | 40.7 | 6.8  | 138.1 | 9.9        | 1.6 | 0.1 | 0.2  | 51.8               | 3.15 | 41.0 | 4.8 | 70.0 | 5.4        |  |
|           | 6.8                       | 1.4 | 3.1 | 28.1                  | 23.1 | 3.67 | 41.1 | 7.6  | 132.1 | 9.0        |     |     |      |                    |      |      |     |      |            |  |
|           | 9.0                       | 2.4 | 5.6 | 28.7                  | 23.3 | 3.56 | 41.3 | 8.1  | 129.2 | 8.2        |     |     |      |                    |      |      |     |      |            |  |

- Interpolation is permissible; extrapolation is not.
- All entering air conditions are 80°F (26.6°C) DB and 67°F (19.4°C) WB in cooling, and 70°F (21°C) DB in heating.
- AHRI/ISO certified conditions are 80.6°F (27°C) DB and 66.2°F (19°C) WB in cooling and 68°F (20°C) DB in heating.
- Table does not reflect fan or pump power corrections for AHRI/ISO conditions.
- All performance is based upon the lower voltage of dual voltage rated units.
- Performance stated is at the rated power supply; performance may vary as the power supply varies from the rated.
- Operation below 40°F (10.0°C) EWT is based upon 20% methanol antifreeze solution.
- Operation below 60°F (15.5°C) EWT requires optional insulated water/refrigerant circuit.
- See performance correction tables for operating conditions other than those listed above.
- See Performance Data Selection Notes for operation in the shaded areas.
- Regular Cooling operation with an EWT of less than 50°F (10.0°C) is not recommended unless variable water flow is available.
- Regular Heating operation with an EWT of more than 90°F (32°C) is not recommended unless variable water flow is available.
- For quiet operation and long term reliability, it is recommended that systems be designed to avoid continuous operation in the outlined areas.
- Performance capacities shown in thousands of Btuh
- Hot Water Generator Capacity is based on 90°F entering water and 0.5 GPM/Ton.

Models:  
SZ  
024-060

| EWT<br>°F | GPM                       | WPD |     | COOLING - EAT 80/67°F |      |      |      |      |       |            | GPM | WPD |     | HEATING - EAT 70°F |      |      |     |      |            |  |
|-----------|---------------------------|-----|-----|-----------------------|------|------|------|------|-------|------------|-----|-----|-----|--------------------|------|------|-----|------|------------|--|
|           |                           | PSI | FT  | TC                    | SC   | kW   | HR   | EER  | LWT   | HWG<br>Cap |     | PSI | FT  | HC                 | kW   | HE   | COP | LWT  | HWG<br>Cap |  |
| 20        | Operation Not Recommended |     |     |                       |      |      |      |      |       |            | 8.5 | 3.3 | 7.7 | 19.2               | 2.06 | 11.9 | 2.7 | 17.2 | 2.7        |  |
| 30        | 2.8                       | 0.2 | 0.5 | 37.1                  | 27.0 | 1.30 | 41.5 | 28.6 | 60.0  | 1.0        | 4.3 | 0.9 | 2.2 | 21.4               | 2.09 | 14.0 | 3.0 | 23.4 | 2.7        |  |
|           |                           |     |     |                       |      |      |      |      |       |            | 6.4 | 1.9 | 4.3 | 22.2               | 2.10 | 14.7 | 3.1 | 25.4 | 2.8        |  |
|           |                           |     |     |                       |      |      |      |      |       |            | 8.5 | 3.0 | 6.9 | 22.6               | 2.10 | 15.1 | 3.2 | 26.4 | 2.8        |  |
| 40        | 4.0                       | 0.7 | 1.7 | 35.8                  | 25.9 | 1.34 | 40.4 | 26.7 | 60.0  | 1.0        | 4.3 | 0.9 | 2.0 | 24.9               | 2.12 | 17.4 | 3.4 | 31.8 | 2.9        |  |
|           |                           |     |     |                       |      |      |      |      |       |            | 6.4 | 1.7 | 3.9 | 26.0               | 2.13 | 18.4 | 3.6 | 34.2 | 3.0        |  |
|           |                           |     |     |                       |      |      |      |      |       |            | 8.5 | 2.8 | 6.4 | 26.6               | 2.14 | 19.0 | 3.6 | 35.5 | 3.0        |  |
| 50        | 4.3                       | 0.8 | 1.9 | 35.9                  | 26.4 | 1.45 | 41.0 | 24.8 | 69.3  | 1.4        | 4.3 | 0.8 | 1.9 | 28.7               | 2.15 | 21.1 | 3.9 | 40.1 | 3.1        |  |
|           | 6.4                       | 1.6 | 3.7 | 35.8                  | 26.0 | 1.33 | 40.6 | 26.9 | 62.7  | 1.3        | 6.4 | 1.6 | 3.7 | 30.1               | 2.16 | 22.4 | 4.1 | 43.0 | 3.2        |  |
|           | 8.5                       | 2.6 | 6.0 | 35.7                  | 25.8 | 1.28 | 40.2 | 27.8 | 59.5  | 1.2        | 8.5 | 2.6 | 6.0 | 30.9               | 2.16 | 23.2 | 4.2 | 44.5 | 3.3        |  |
| 60        | 4.3                       | 0.8 | 1.9 | 35.3                  | 26.3 | 1.66 | 41.2 | 21.3 | 79.4  | 2.0        | 4.3 | 0.8 | 1.9 | 32.6               | 2.18 | 24.9 | 4.4 | 48.3 | 3.4        |  |
|           | 6.4                       | 1.6 | 3.6 | 35.8                  | 26.4 | 1.52 | 41.2 | 23.6 | 72.9  | 1.8        | 6.4 | 1.6 | 3.6 | 34.3               | 2.19 | 26.5 | 4.6 | 51.7 | 3.5        |  |
|           | 8.5                       | 2.5 | 5.8 | 35.9                  | 26.4 | 1.46 | 41.1 | 24.6 | 69.7  | 1.7        | 8.5 | 2.5 | 5.8 | 35.1               | 2.19 | 27.4 | 4.7 | 53.6 | 3.6        |  |
| 70        | 4.3                       | 0.8 | 1.9 | 34.1                  | 25.8 | 1.89 | 40.9 | 18.0 | 89.2  | 2.7        | 4.3 | 0.8 | 1.9 | 36.5               | 2.20 | 28.7 | 4.9 | 56.5 | 3.7        |  |
|           | 6.4                       | 1.5 | 3.5 | 35.0                  | 26.2 | 1.74 | 41.1 | 20.1 | 82.9  | 2.5        | 6.4 | 1.5 | 3.5 | 38.2               | 2.21 | 30.4 | 5.1 | 60.5 | 3.8        |  |
|           | 8.5                       | 2.4 | 5.6 | 35.3                  | 26.3 | 1.66 | 41.2 | 21.2 | 79.7  | 2.3        | 8.5 | 2.4 | 5.6 | 39.1               | 2.21 | 31.3 | 5.2 | 62.6 | 3.9        |  |
| 80        | 4.3                       | 0.8 | 1.9 | 32.5                  | 24.9 | 2.16 | 40.2 | 15.0 | 98.9  | 3.6        | 4.3 | 0.8 | 1.9 | 40.0               | 2.22 | 32.1 | 5.3 | 64.9 | 4.1        |  |
|           | 6.4                       | 1.5 | 3.5 | 33.6                  | 25.5 | 1.99 | 40.7 | 16.9 | 92.7  | 3.3        | 6.4 | 1.5 | 3.5 | 41.8               | 2.23 | 33.8 | 5.5 | 69.4 | 4.2        |  |
|           | 8.5                       | 2.4 | 5.5 | 34.1                  | 25.7 | 1.90 | 40.8 | 17.9 | 89.6  | 3.0        | 8.5 | 2.4 | 5.5 | 42.6               | 2.24 | 34.6 | 5.6 | 71.9 | 4.3        |  |
| 90        | 4.3                       | 0.8 | 1.9 | 30.6                  | 23.9 | 2.46 | 39.3 | 12.4 | 108.5 | 4.7        | 3.4 | 0.5 | 1.2 | 42.2               | 2.33 | 34.3 | 5.3 | 70.0 | 4.6        |  |
|           | 6.4                       | 1.5 | 3.4 | 31.8                  | 24.6 | 2.27 | 39.9 | 14.0 | 102.5 | 4.3        |     |     |     |                    |      |      |     |      |            |  |
|           | 8.5                       | 2.3 | 5.4 | 32.4                  | 24.9 | 2.18 | 40.1 | 14.9 | 99.4  | 3.9        |     |     |     |                    |      |      |     |      |            |  |
| 100       | 4.3                       | 0.8 | 1.8 | 28.4                  | 22.9 | 2.78 | 38.3 | 10.2 | 118.0 | 6.0        | 2.3 | 0.1 | 0.2 | 42.2               | 2.33 | 34.3 | 5.3 | 70.0 | 4.6        |  |
|           | 6.4                       | 1.4 | 3.3 | 29.8                  | 23.5 | 2.58 | 38.9 | 11.5 | 112.2 | 5.5        |     |     |     |                    |      |      |     |      |            |  |
|           | 8.5                       | 2.3 | 5.2 | 30.4                  | 23.8 | 2.48 | 39.2 | 12.3 | 109.2 | 5.0        |     |     |     |                    |      |      |     |      |            |  |
| 110       | 4.3                       | 0.7 | 1.7 | 26.2                  | 21.9 | 3.14 | 37.4 | 8.3  | 127.6 | 7.5        | 1.7 | 0.1 | 0.2 | 42.2               | 2.33 | 34.3 | 5.3 | 70.0 | 4.6        |  |
|           | 6.4                       | 1.3 | 3.1 | 27.5                  | 22.5 |      |      |      |       |            |     |     |     |                    |      |      |     |      |            |  |

- ClimateMaster works continually to improve its products. As a result, the design and specifications of each product at the time of order may be changed without notice and may not be as described herein. Please refer to ClimateMaster's Customer Service Department at 800-299-9747 for design and specification information on the current design and specifications. Statements and other information contained herein are hereby disclaimed and do not form the basis of any bargain between the parties, but are merely ClimateMaster's opinion or commendation of its products. The latest version of this document is available at [www.climatemaster.com](http://www.climatemaster.com). Engineered and assembled in the USA. © ClimateMaster, Inc. All Rights Reserved 2024.

# Performance Data

## SZ\*042 EC Blower Motor (Full Load)

Models:  
SZ  
024-060

### 1350 CFM Rated Airflow

| EWT<br>°F | GPM                       | WPD |     | COOLING - EAT 80/67°F |      |      |      |      |       |            | GPM  | WPD |      | HEATING - EAT 70°F |      |      |     |      |            |  |
|-----------|---------------------------|-----|-----|-----------------------|------|------|------|------|-------|------------|------|-----|------|--------------------|------|------|-----|------|------------|--|
|           |                           | PSI | FT  | TC                    | SC   | kW   | HR   | EER  | LWT   | HWG<br>Cap |      | PSI | FT   | HC                 | kW   | HE   | COP | LWT  | HWG<br>Cap |  |
| 20        | Operation Not Recommended |     |     |                       |      |      |      |      |       |            | 10.5 | 4.9 | 11.2 | 27.7               | 2.78 | 17.8 | 2.9 | 16.6 | 3.3        |  |
| 30        | 3.6                       | 0.4 | 0.9 | 47.2                  | 32.7 | 2.14 | 54.5 | 22.0 | 60.0  | 2.3        | 5.3  | 1.4 | 3.1  | 30.1               | 2.85 | 19.9 | 3.1 | 22.4 | 3.3        |  |
|           |                           |     |     |                       |      |      |      |      |       |            | 7.9  | 2.7 | 6.3  | 31.1               | 2.87 | 20.9 | 3.2 | 24.7 | 3.4        |  |
|           |                           |     |     |                       |      |      |      |      |       |            | 10.5 | 4.3 | 10.0 | 31.7               | 2.88 | 21.5 | 3.2 | 25.9 | 3.5        |  |
| 40        | 5.3                       | 1.2 | 2.8 | 45.9                  | 31.6 | 2.15 | 53.2 | 21.3 | 60.0  | 2.3        | 5.3  | 1.2 | 2.9  | 34.3               | 2.93 | 23.9 | 3.4 | 30.9 | 3.6        |  |
|           |                           |     |     |                       |      |      |      |      |       |            | 7.9  | 2.5 | 5.7  | 35.8               | 2.96 | 25.3 | 3.6 | 33.6 | 3.7        |  |
|           |                           |     |     |                       |      |      |      |      |       |            | 10.5 | 4.0 | 9.2  | 36.7               | 2.97 | 26.1 | 3.6 | 35.0 | 3.8        |  |
| 50        | 5.3                       | 1.2 | 2.7 | 46.5                  | 32.5 | 2.27 | 54.6 | 20.5 | 70.8  | 2.7        | 5.3  | 1.2 | 2.7  | 39.1               | 3.01 | 28.4 | 3.8 | 39.2 | 4.0        |  |
|           | 7.9                       | 2.3 | 5.3 | 46.2                  | 32.0 | 2.13 | 53.8 | 21.7 | 63.6  | 2.5        | 7.9  | 2.3 | 5.3  | 41.0               | 3.04 | 30.2 | 4.0 | 42.4 | 4.1        |  |
|           | 10.5                      | 3.7 | 8.6 | 45.9                  | 31.6 | 2.07 | 53.2 | 22.2 | 60.1  | 2.3        | 10.5 | 3.7 | 8.6  | 42.1               | 3.06 | 31.2 | 4.0 | 44.1 | 4.2        |  |
| 60        | 5.3                       | 1.1 | 2.6 | 46.2                  | 32.6 | 2.50 | 55.1 | 18.5 | 81.0  | 3.2        | 5.3  | 1.1 | 2.6  | 44.1               | 3.09 | 33.1 | 4.2 | 47.4 | 4.3        |  |
|           | 7.9                       | 2.2 | 5.1 | 46.5                  | 32.6 | 2.34 | 54.8 | 19.9 | 73.9  | 3.0        | 7.9  | 2.2 | 5.1  | 46.4               | 3.13 | 35.3 | 4.4 | 51.1 | 4.5        |  |
|           | 10.5                      | 3.6 | 8.2 | 46.5                  | 32.5 | 2.26 | 54.6 | 20.5 | 70.4  | 2.7        | 10.5 | 3.6 | 8.2  | 47.7               | 3.15 | 36.5 | 4.4 | 53.1 | 4.6        |  |
| 70        | 5.3                       | 1.1 | 2.6 | 45.1                  | 32.1 | 2.77 | 54.9 | 16.3 | 90.9  | 3.9        | 5.3  | 1.1 | 2.6  | 49.2               | 3.17 | 37.9 | 4.5 | 55.6 | 4.8        |  |
|           | 7.9                       | 2.1 | 4.9 | 45.9                  | 32.5 | 2.58 | 55.1 | 17.8 | 83.9  | 3.6        | 7.9  | 2.1 | 4.9  | 51.7               | 3.22 | 40.3 | 4.7 | 59.8 | 4.9        |  |
|           | 10.5                      | 3.5 | 8.0 | 46.2                  | 32.6 | 2.49 | 55.1 | 18.6 | 80.5  | 3.3        | 10.5 | 3.5 | 8.0  | 53.1               | 3.25 | 41.5 | 4.8 | 62.1 | 5.1        |  |
| 80        | 5.3                       | 1.1 | 2.6 | 43.5                  | 31.2 | 3.08 | 54.4 | 14.1 | 100.7 | 4.8        | 5.3  | 1.1 | 2.6  | 54.1               | 3.27 | 42.4 | 4.8 | 63.8 | 5.3        |  |
|           | 7.9                       | 2.1 | 4.9 | 44.7                  | 31.9 | 2.85 | 54.8 | 15.7 | 93.9  | 4.5        | 7.9  | 2.1 | 4.9  | 56.7               | 3.33 | 44.8 | 5.0 | 68.7 | 5.4        |  |
|           | 10.5                      | 3.4 | 7.8 | 45.2                  | 32.1 | 2.75 | 55.0 | 16.4 | 90.5  | 4.0        | 10.5 | 3.4 | 7.8  | 58.0               | 3.36 | 46.0 | 5.1 | 71.2 | 5.6        |  |
| 90        | 5.3                       | 1.1 | 2.6 | 41.4                  | 30.2 | 3.45 | 53.6 | 12.0 | 110.4 | 6.0        | 4.6  | 0.8 | 1.8  | 57.5               | 3.48 | 45.6 | 4.8 | 70.0 | 5.9        |  |
|           | 7.9                       | 2.1 | 4.8 | 42.9                  | 30.9 | 3.18 | 54.2 | 13.5 | 103.7 | 5.5        |      |     |      |                    |      |      |     |      |            |  |
|           | 10.5                      | 3.3 | 7.7 | 43.5                  | 31.3 | 3.07 | 54.4 | 14.2 | 100.4 | 5.0        |      |     |      |                    |      |      |     |      |            |  |
| 100       | 5.3                       | 1.1 | 2.5 | 38.9                  | 28.9 | 3.88 | 52.7 | 10.0 | 120.1 | 7.4        | 3.0  | 0.1 | 0.2  | 57.5               | 3.48 | 45.6 | 4.8 | 70.0 | 5.9        |  |
|           | 7.9                       | 2.0 | 4.6 | 40.6                  | 29.8 | 3.58 | 53.3 | 11.4 | 113.5 | 6.8        |      |     |      |                    |      |      |     |      |            |  |
|           | 10.5                      | 3.2 | 7.5 | 41.4                  | 30.2 | 3.44 | 53.6 | 12.0 | 110.2 | 6.1        |      |     |      |                    |      |      |     |      |            |  |
| 110       | 5.3                       | 1.0 | 2.3 | 36.3                  | 27.7 | 4.40 | 51.9 | 8.2  | 129.8 | 8.9        | 2.3  | 0.1 | 0.2  | 57.5               | 3.48 | 45.6 | 4.8 | 70.0 | 5.9        |  |
|           | 7.9                       | 1.9 | 4.4 | 38.1                  | 28.5 | 4.05 | 52.5 | 9.4  | 123.3 | 8.2        |      |     |      |                    |      |      |     |      |            |  |
|           | 10.5                      | 3.1 | 7.1 | 39.0                  | 28.9 | 3.88 | 52.7 | 10.0 | 120.0 | 7.5        |      |     |      |                    |      |      |     |      |            |  |
| 120       | 5.3                       | 0.8 | 1.9 | 33.5                  | 26.5 | 5.01 | 51.3 | 6.7  | 139.6 | 10.8       | 1.8  | 0.1 | 0.2  | 57.5               | 3.48 | 45.6 | 4.8 | 70.0 | 5.9        |  |
|           | 7.9                       | 1.7 | 3.9 | 35.4                  | 27.3 | 4.60 | 51.7 | 7.7  | 133.1 | 9.9        |      |     |      |                    |      |      |     |      |            |  |
|           | 10.5                      | 2.9 | 6.6 | 36.3                  | 27.7 | 4.41 | 51.9 | 8.2  | 129.9 | 9.0        |      |     |      |                    |      |      |     |      |            |  |

- Interpolation is permissible; extrapolation is not.
- All entering air conditions are 80°F (26.6°C) DB and 67°F (19.4°C) WB in cooling, and 70°F (21°C) DB in heating.
- AHRI/ISO certified conditions are 80.6°F (27°C) DB and 66.2°F (19°C) WB in cooling and 68°F (20°C) DB in heating.
- Table does not reflect fan or pump power corrections for AHRI/ISO conditions.
- All performance is based upon the lower voltage of dual voltage rated units.
- Performance stated is at the rated power supply; performance may vary as the power supply varies from the rated.
- Operation below 40°F (10.0°C) EWT is based upon 20% methanol antifreeze solution.
- Operation below 60°F (15.5°C) EWT requires optional insulated water/refrigerant circuit.
- See performance correction tables for operating conditions other than those listed above.
- See Performance Data Selection Notes for operation in the shaded areas.
- Regular Cooling operation with an EWT of less than 50°F (10.0°C) is not recommended unless variable water flow is available.
- Regular Heating operation with an EWT of more than 90°F (32°C) is not recommended unless variable water flow is available.
- For quiet operation and long term reliability, it is recommended that systems be designed to avoid continuous operation in the outlined areas.
- Performance capacities shown in thousands of Btuh
- Hot Water Generator Capacity is based on 90°F entering water and 0.5 GPM/Ton.

# Performance Data SZ\*048 EC Blower Motor (Part Load)

Models:  
SZ  
024-060

## 1250 CFM Rated Airflow

| EWT<br>°F | GPM                       | WPD |     | COOLING - EAT 80/67°F |      |      |      |      |       |            | GPM | WPD |     | HEATING - EAT 70°F |      |      |     |      |            |  |
|-----------|---------------------------|-----|-----|-----------------------|------|------|------|------|-------|------------|-----|-----|-----|--------------------|------|------|-----|------|------------|--|
|           |                           | PSI | FT  | TC                    | SC   | kW   | HR   | EER  | LWT   | HWG<br>Cap |     | PSI | FT  | HC                 | kW   | HE   | COP | LWT  | HWG<br>Cap |  |
| 20        | Operation Not Recommended |     |     |                       |      |      |      |      |       |            | 8.5 | 2.7 | 6.2 | 22.0               | 2.19 | 14.2 | 2.9 | 16.6 | 2.6        |  |
| 30        | 2.9                       | 0.1 | 0.2 | 39.5                  | 30.0 | 1.38 | 44.2 | 28.7 | 60.0  | 0.7        | 4.2 | 0.6 | 1.5 | 24.2               | 2.19 | 16.4 | 3.2 | 22.2 | 2.4        |  |
|           |                           |     |     |                       |      |      |      |      |       |            | 6.3 | 1.5 | 3.6 | 25.2               | 2.19 | 17.4 | 3.4 | 24.5 | 2.5        |  |
|           |                           |     |     |                       |      |      |      |      |       |            | 8.5 | 2.5 | 5.8 | 25.7               | 2.20 | 17.9 | 3.4 | 25.8 | 2.5        |  |
| 40        | 4.4                       | 0.7 | 1.6 | 38.9                  | 29.7 | 1.40 | 43.7 | 27.8 | 60.0  | 0.7        | 4.2 | 0.6 | 1.5 | 27.9               | 2.22 | 20.0 | 3.7 | 30.5 | 2.4        |  |
|           |                           |     |     |                       |      |      |      |      |       |            | 6.3 | 1.4 | 3.3 | 29.2               | 2.23 | 21.2 | 3.8 | 33.3 | 2.5        |  |
|           |                           |     |     |                       |      |      |      |      |       |            | 8.5 | 2.4 | 5.5 | 29.9               | 2.24 | 21.9 | 3.9 | 34.8 | 2.6        |  |
| 50        | 4.2                       | 0.6 | 1.5 | 38.0                  | 29.5 | 1.56 | 43.6 | 24.4 | 70.7  | 1.2        | 4.2 | 0.6 | 1.5 | 31.8               | 2.27 | 23.7 | 4.1 | 38.7 | 2.6        |  |
|           | 6.3                       | 1.3 | 3.1 | 38.7                  | 29.7 | 1.42 | 43.7 | 27.3 | 63.9  | 1.1        | 6.3 | 1.3 | 3.1 | 33.3               | 2.29 | 25.2 | 4.3 | 42.0 | 2.6        |  |
|           | 8.5                       | 2.3 | 5.2 | 38.9                  | 29.7 | 1.35 | 43.7 | 28.9 | 60.3  | 1.0        | 8.5 | 2.3 | 5.2 | 34.2               | 2.30 | 26.1 | 4.4 | 43.8 | 2.7        |  |
| 60        | 4.2                       | 0.7 | 1.5 | 36.8                  | 29.0 | 1.78 | 43.1 | 20.7 | 80.5  | 1.8        | 4.2 | 0.7 | 1.5 | 35.7               | 2.32 | 27.5 | 4.5 | 46.9 | 2.8        |  |
|           | 6.3                       | 1.2 | 2.9 | 37.7                  | 29.4 | 1.62 | 43.4 | 23.2 | 73.8  | 1.7        | 6.3 | 1.2 | 2.9 | 37.6               | 2.35 | 29.2 | 4.7 | 50.7 | 2.9        |  |
|           | 8.5                       | 2.2 | 5.0 | 38.1                  | 29.5 | 1.55 | 43.6 | 24.6 | 70.3  | 1.5        | 8.5 | 2.2 | 5.0 | 38.6               | 2.36 | 30.2 | 4.8 | 52.8 | 3.0        |  |
| 70        | 4.2                       | 0.7 | 1.6 | 35.1                  | 28.4 | 2.03 | 42.3 | 17.3 | 90.2  | 2.6        | 4.2 | 0.7 | 1.6 | 39.7               | 2.38 | 31.2 | 4.9 | 55.1 | 3.2        |  |
|           | 6.3                       | 1.2 | 2.7 | 36.3                  | 28.9 | 1.86 | 42.9 | 19.5 | 83.6  | 2.4        | 6.3 | 1.2 | 2.7 | 41.7               | 2.40 | 33.2 | 5.1 | 59.5 | 3.2        |  |
|           | 8.5                       | 2.1 | 4.8 | 36.8                  | 29.1 | 1.77 | 43.1 | 20.8 | 80.2  | 2.2        | 8.5 | 2.1 | 4.8 | 42.8               | 2.41 | 34.2 | 5.2 | 61.9 | 3.3        |  |
| 80        | 4.2                       | 0.7 | 1.6 | 33.2                  | 27.7 | 2.30 | 41.4 | 14.4 | 99.7  | 3.6        | 4.2 | 0.7 | 1.6 | 43.4               | 2.41 | 34.9 | 5.3 | 63.4 | 3.6        |  |
|           | 6.3                       | 1.1 | 2.6 | 34.5                  | 28.2 | 2.11 | 42.0 | 16.3 | 93.3  | 3.3        | 6.3 | 1.1 | 2.6 | 45.5               | 2.42 | 36.9 | 5.5 | 68.3 | 3.7        |  |
|           | 8.5                       | 2.0 | 4.6 | 35.2                  | 28.4 | 2.02 | 42.3 | 17.4 | 90.0  | 3.0        | 8.5 | 2.0 | 4.6 | 46.5               | 2.42 | 37.9 | 5.6 | 71.0 | 3.8        |  |
| 90        | 4.2                       | 0.7 | 1.5 | 31.1                  | 26.7 | 2.60 | 40.3 | 11.9 | 109.2 | 4.7        | 3.8 | 0.5 | 1.1 | 46.3               | 2.53 | 37.6 | 5.4 | 70.0 | 4.3        |  |
|           | 6.3                       | 1.1 | 2.5 | 32.5                  | 27.4 | 2.40 | 41.0 | 13.5 | 103.0 | 4.3        |     |     |     |                    |      |      |     |      |            |  |
|           | 8.5                       | 1.9 | 4.4 | 33.2                  | 27.6 | 2.30 | 41.4 | 14.4 | 99.8  | 3.9        |     |     |     |                    |      |      |     |      |            |  |
| 100       | 4.2                       | 0.6 | 1.4 | 28.8                  | 25.7 | 2.93 | 39.2 | 9.8  | 118.7 | 5.9        | 2.5 | 0.1 | 0.2 | 46.3               | 2.53 | 37.6 | 5.4 | 70.0 | 4.3        |  |
|           | 6.3                       | 1.1 | 2.5 | 30.2                  | 26.4 | 2.72 | 39.9 | 11.1 | 112.7 | 5.4        |     |     |     |                    |      |      |     |      |            |  |
|           | 8.5                       | 1.8 | 4.2 | 31.0                  | 26.7 | 2.61 | 40.3 | 11.9 | 109.5 | 4.9        |     |     |     |                    |      |      |     |      |            |  |
| 110       | 4.2                       | 0.5 | 1.2 | 26.3                  | 24.5 | 3.30 | 38.0 | 8.0  | 128.1 | 7.3        | 1.9 | 0.1 | 0.2 | 46.3               | 2.53 | 37.6 | 5.4 | 70.0 | 4.3        |  |
|           | 6.3                       | 1.0 | 2.4 | 27.8                  | 25.3 | 3.07 | 38.7 | 9.1  | 122.3 | 6.7        |     |     |     |                    |      |      |     |      |            |  |
|           | 8.5                       | 1.7 | 4.0 | 28.6                  | 25.6 | 2.96 | 39.1 | 9.7  | 119.3 | 6.1        |     |     |     |                    |      |      |     |      |            |  |
| 120       | 4.2                       | 0.4 | 0.9 | 23.7                  | 23.2 | 3.69 | 36.8 | 6.4  | 137.5 | 8.9        | 1.5 | 0.1 | 0.2 | 46.3               | 2.53 | 37.6 | 5.4 | 70.0 | 4.3        |  |
|           | 6.3                       | 1.0 | 2.3 | 25.3                  | 24.0 | 3.45 | 37.5 | 7.3  | 131.9 | 8.2        |     |     |     |                    |      |      |     |      |            |  |
|           | 8.5                       | 1.7 | 3.9 | 26.1                  | 24.4 | 3.33 | 37.9 | 7.8  | 129.0 | 7.4        |     |     |     |                    |      |      |     |      |            |  |

- Interpolation is permissible; extrapolation is not.
- All entering air conditions are 80°F (26.6°C) DB and 67°F (19.4°C) WB in cooling, and 70°F (21°C) DB in heating.
- AHRI/ISO certified conditions are 80.6°F (27°C) DB and 66.2°F (19°C) WB in cooling and 68°F (20°C) DB in heating.
- Table does not reflect fan or pump power corrections for AHRI/ISO conditions.
- All performance is based upon the lower voltage of dual voltage rated units.
- Performance stated is at the rated power supply; performance may vary as the power supply varies from the rated.
- Operation below 40°F (10.0°C) EWT is based upon 20% methanol antifreeze solution.
- Operation below 60°F (15.5°C) EWT requires optional insulated water/refrigerant circuit.
- See performance correction tables for operating conditions other than those listed above.
- See Performance Data Selection Notes for operation in the shaded areas.
- Regular Cooling operation with an EWT of less than 50°F (10.0°C) is not recommended unless variable water flow is available.
- Regular Heating operation with an EWT of more than 90°F (32°C) is not recommended unless variable water flow is available.
- For quiet operation and long term reliability, it is recommended that systems be designed to avoid continuous operation in the outlined areas.
- Performance capacities shown in thousands of Btuh
- Hot Water Generator Capacity is based on 90°F entering water and 0.5 GPM/Ton.



# Performance Data

## SZ\*048 EC Blower Motor (Full Load)

Models:  
SZ  
024-060

### 1550 CFM Rated Airflow

| EWT<br>°F | GPM                       | WPD |      | COOLING - EAT 80/67°F |      |      |      |      |       |            | GPM  | WPD |      | HEATING - EAT 70°F |      |      |     |      |            |  |
|-----------|---------------------------|-----|------|-----------------------|------|------|------|------|-------|------------|------|-----|------|--------------------|------|------|-----|------|------------|--|
|           |                           | PSI | FT   | TC                    | SC   | kW   | HR   | EER  | LWT   | HWG<br>Cap |      | PSI | FT   | HC                 | kW   | HE   | COP | LWT  | HWG<br>Cap |  |
| 20        | Operation Not Recommended |     |      |                       |      |      |      |      |       |            | 12.0 | 5.2 | 12.1 | 33.3               | 3.03 | 22.5 | 3.2 | 16.2 | 3.4        |  |
| 30        | 4.1                       | 0.2 | 0.6  | 53.3                  | 38.3 | 2.45 | 61.6 | 21.7 | 60.0  | 1.8        | 6.0  | 1.4 | 3.2  | 36.5               | 3.13 | 25.4 | 3.4 | 21.5 | 3.4        |  |
|           |                           |     |      |                       |      |      |      |      |       |            | 9.0  | 3.0 | 6.8  | 37.9               | 3.17 | 26.7 | 3.5 | 24.1 | 3.5        |  |
|           |                           |     |      |                       |      |      |      |      |       |            | 12.0 | 4.9 | 11.3 | 38.7               | 3.19 | 27.4 | 3.6 | 25.4 | 3.6        |  |
| 40        | 6.1                       | 1.3 | 3.0  | 52.6                  | 38.3 | 2.38 | 60.7 | 22.1 | 60.0  | 1.8        | 6.0  | 1.3 | 3.0  | 41.3               | 3.26 | 29.8 | 3.7 | 30.1 | 3.6        |  |
|           |                           |     |      |                       |      |      |      |      |       |            | 9.0  | 2.8 | 6.4  | 43.0               | 3.30 | 31.3 | 3.8 | 33.1 | 3.7        |  |
|           |                           |     |      |                       |      |      |      |      |       |            | 12.0 | 4.6 | 10.6 | 43.9               | 3.32 | 32.0 | 3.9 | 34.7 | 3.8        |  |
| 50        | 6.0                       | 1.2 | 2.9  | 51.6                  | 37.8 | 2.54 | 60.6 | 20.3 | 70.2  | 2.4        | 6.0  | 1.2 | 2.9  | 46.0               | 3.37 | 34.0 | 4.0 | 38.7 | 3.9        |  |
|           | 9.0                       | 2.6 | 6.0  | 52.3                  | 38.1 | 2.38 | 60.7 | 22.0 | 63.5  | 2.2        | 9.0  | 2.6 | 6.0  | 47.8               | 3.42 | 35.7 | 4.1 | 42.1 | 4.0        |  |
|           | 12.0                      | 4.4 | 10.1 | 52.6                  | 38.3 | 2.29 | 60.7 | 22.9 | 60.1  | 2.0        | 12.0 | 4.4 | 10.1 | 48.8               | 3.44 | 36.6 | 4.2 | 43.9 | 4.1        |  |
| 60        | 6.0                       | 1.2 | 2.7  | 50.1                  | 37.3 | 2.77 | 60.0 | 18.1 | 80.0  | 3.0        | 6.0  | 1.2 | 2.7  | 50.5               | 3.48 | 38.2 | 4.3 | 47.3 | 4.2        |  |
|           | 9.0                       | 2.4 | 5.6  | 51.2                  | 37.7 | 2.61 | 60.4 | 19.6 | 73.4  | 2.8        | 9.0  | 2.4 | 5.6  | 52.5               | 3.52 | 40.0 | 4.4 | 51.1 | 4.3        |  |
|           | 12.0                      | 4.2 | 9.6  | 51.6                  | 37.9 | 2.53 | 60.6 | 20.4 | 70.1  | 2.5        | 12.0 | 4.2 | 9.6  | 53.6               | 3.55 | 41.0 | 4.4 | 53.2 | 4.5        |  |
| 70        | 6.0                       | 1.1 | 2.6  | 48.3                  | 36.7 | 3.01 | 59.0 | 16.0 | 89.7  | 3.8        | 6.0  | 1.1 | 2.6  | 55.0               | 3.58 | 42.3 | 4.5 | 55.9 | 4.6        |  |
|           | 9.0                       | 2.3 | 5.4  | 49.6                  | 37.1 | 2.85 | 59.7 | 17.4 | 83.3  | 3.5        | 9.0  | 2.3 | 5.4  | 57.3               | 3.63 | 44.4 | 4.6 | 60.1 | 4.7        |  |
|           | 12.0                      | 4.0 | 9.2  | 50.1                  | 37.3 | 2.77 | 60.0 | 18.1 | 80.0  | 3.2        | 12.0 | 4.0 | 9.2  | 58.5               | 3.66 | 45.5 | 4.7 | 62.4 | 4.8        |  |
| 80        | 6.0                       | 1.1 | 2.5  | 46.2                  | 35.9 | 3.30 | 57.9 | 14.0 | 99.3  | 4.8        | 6.0  | 1.1 | 2.4  | 59.6               | 3.69 | 46.5 | 4.7 | 64.5 | 5.0        |  |
|           | 9.0                       | 2.2 | 5.2  | 47.6                  | 36.5 | 3.11 | 58.6 | 15.3 | 93.0  | 4.4        | 9.0  | 2.2 | 5.2  | 62.1               | 3.75 | 48.8 | 4.9 | 69.2 | 5.1        |  |
|           | 12.0                      | 3.8 | 8.8  | 48.3                  | 36.7 | 3.02 | 59.0 | 16.0 | 89.8  | 4.0        | 12.0 | 3.8 | 8.8  | 63.5               | 3.79 | 50.1 | 4.9 | 71.7 | 5.2        |  |
| 90        | 6.0                       | 1.0 | 2.4  | 43.8                  | 35.0 | 3.66 | 56.8 | 12.0 | 108.9 | 6.0        | 4.9  | 0.5 | 1.1  | 62.5               | 3.91 | 49.2 | 4.7 | 70.0 | 5.5        |  |
|           | 9.0                       | 2.1 | 5.0  | 45.4                  | 35.6 | 3.42 | 57.5 | 13.3 | 102.8 | 5.5        |      |     |      |                    |      |      |     |      |            |  |
|           | 12.0                      | 3.6 | 8.4  | 46.1                  | 35.9 | 3.31 | 57.9 | 13.9 | 99.6  | 5.0        |      |     |      |                    |      |      |     |      |            |  |
| 100       | 6.0                       | 1.0 | 2.3  | 41.3                  | 33.8 | 4.11 | 55.9 | 10.1 | 118.6 | 7.3        | 3.3  | 0.1 | 0.2  | 62.5               | 3.91 | 49.2 | 4.7 | 70.0 | 5.5        |  |
|           | 9.0                       | 2.1 | 4.8  | 42.9                  | 34.5 | 3.81 | 56.5 | 11.3 | 112.5 | 6.7        |      |     |      |                    |      |      |     |      |            |  |
|           | 12.0                      | 3.5 | 8.0  | 43.7                  | 34.9 | 3.68 | 56.8 | 11.9 | 109.5 | 6.1        |      |     |      |                    |      |      |     |      |            |  |
| 110       | 6.0                       | 1.0 | 2.3  | 38.7                  | 32.4 | 4.69 | 55.4 | 8.3  | 128.5 | 8.8        | 2.5  | 0.1 | 0.2  | 62.5               | 3.91 | 49.2 | 4.7 | 70.0 | 5.5        |  |
|           | 9.0                       | 2.0 | 4.5  | 40.3                  | 33.3 | 4.31 | 55.7 | 9.4  | 122.4 | 8.1        |      |     |      |                    |      |      |     |      |            |  |
|           | 12.0                      | 3.3 | 7.6  | 41.2                  | 33.7 | 4.14 | 55.9 | 9.9  | 119.3 | 7.4        |      |     |      |                    |      |      |     |      |            |  |
| 120       | 6.0                       | 1.0 | 2.3  | 36.1                  | 30.7 | 5.43 | 55.4 | 6.6  | 138.5 | 10.5       | 2.0  | 0.1 | 0.2  | 62.5               | 3.91 | 49.2 | 4.7 | 70.0 | 5.5        |  |
|           | 9.0                       | 1.9 | 4.3  | 37.7                  | 31.8 | 4.95 | 55.3 | 7.6  | 132.3 | 9.7        |      |     |      |                    |      |      |     |      |            |  |
|           | 12.0                      | 3.1 | 7.1  | 38.5                  | 32.2 | 4.74 | 55.4 | 8.1  | 129.2 | 8.8        |      |     |      |                    |      |      |     |      |            |  |

- Interpolation is permissible; extrapolation is not.
- All entering air conditions are 80°F (26.6°C) DB and 67°F (19.4°C) WB in cooling, and 70°F (21°C) DB in heating.
- AHRI/ISO certified conditions are 80.6°F (27°C) DB and 66.2°F (19°C) WB in cooling and 68°F (20°C) DB in heating.
- Table does not reflect fan or pump power corrections for AHRI/ISO conditions.
- All performance is based upon the lower voltage of dual voltage rated units.
- Performance stated is at the rated power supply; performance may vary as the power supply varies from the rated.
- Operation below 40°F (10.0°C) EWT is based upon 20% methanol antifreeze solution.
- Operation below 60°F (15.5°C) EWT requires optional insulated water/refrigerant circuit.
- See performance correction tables for operating conditions other than those listed above.
- See Performance Data Selection Notes for operation in the shaded areas.
- Regular Cooling operation with an EWT of less than 50°F (10.0°C) is not recommended unless variable water flow is available.
- Regular Heating operation with an EWT of more than 90°F (32°C) is not recommended unless variable water flow is available.
- For quiet operation and long term reliability, it is recommended that systems be designed to avoid continuous operation in the outlined areas.
- Performance capacities shown in thousands of Btuh
- Hot Water Generator Capacity is based on 90°F entering water and 0.5 GPM/Ton.

# Performance Data

## SZ\*060 EC Blower Motor (Part Load)

Models:  
SZ  
024-060

### 1500 CFM Rated Airflow

| EWT<br>°F | GPM                       | WPD |     | COOLING - EAT 80/67°F |      |      |      |      |       |            | GPM  | WPD |      | HEATING - EAT 70°F |      |      |     |      |            |  |
|-----------|---------------------------|-----|-----|-----------------------|------|------|------|------|-------|------------|------|-----|------|--------------------|------|------|-----|------|------------|--|
|           |                           | PSI | FT  | TC                    | SC   | kW   | HR   | EER  | LWT   | HWG<br>Cap |      | PSI | FT   | HC                 | kW   | HE   | COP | LWT  | HWG<br>Cap |  |
| 20        | Operation Not Recommended |     |     |                       |      |      |      |      |       |            | 10.5 | 4.9 | 11.3 | 25.9               | 2.59 | 16.6 | 2.9 | 16.8 | 3.4        |  |
| 30        | 3.6                       | 0.6 | 1.3 | 47.8                  | 34.5 | 1.65 | 53.5 | 29.0 | 60.0  | 1.1        | 5.3  | 1.6 | 3.6  | 28.9               | 2.63 | 19.5 | 3.2 | 22.6 | 3.3        |  |
|           |                           |     |     |                       |      |      |      |      |       |            | 7.9  | 2.9 | 6.6  | 30.1               | 2.64 | 20.7 | 3.3 | 24.8 | 3.4        |  |
|           |                           |     |     |                       |      |      |      |      |       |            | 10.5 | 4.5 | 10.4 | 30.7               | 2.65 | 21.3 | 3.4 | 25.9 | 3.4        |  |
| 40        | 5.3                       | 1.4 | 3.2 | 47.4                  | 34.2 | 1.71 | 53.3 | 27.7 | 60.0  | 1.1        | 5.3  | 1.4 | 3.3  | 33.4               | 2.67 | 23.9 | 3.7 | 30.9 | 3.4        |  |
|           |                           |     |     |                       |      |      |      |      |       |            | 7.9  | 2.7 | 6.1  | 34.8               | 2.68 | 25.3 | 3.8 | 33.6 | 3.5        |  |
|           |                           |     |     |                       |      |      |      |      |       |            | 10.5 | 4.2 | 9.7  | 35.6               | 2.69 | 26.0 | 3.9 | 35.0 | 3.6        |  |
| 50        | 5.3                       | 1.3 | 3.0 | 46.4                  | 33.9 | 1.85 | 53.0 | 25.0 | 70.2  | 1.8        | 5.3  | 1.3 | 3.0  | 37.8               | 2.70 | 28.2 | 4.1 | 39.2 | 3.6        |  |
|           | 7.9                       | 2.5 | 5.8 | 47.1                  | 34.1 | 1.71 | 53.2 | 27.5 | 63.5  | 1.7        | 7.9  | 2.5 | 5.8  | 39.5               | 2.71 | 29.9 | 4.3 | 42.4 | 3.6        |  |
|           | 10.5                      | 4.0 | 9.2 | 47.4                  | 34.2 | 1.65 | 53.3 | 28.8 | 60.1  | 1.5        | 10.5 | 4.0 | 9.2  | 40.4               | 2.72 | 30.8 | 4.4 | 44.1 | 3.7        |  |
| 60        | 5.3                       | 1.2 | 2.8 | 45.0                  | 33.3 | 2.11 | 52.5 | 21.3 | 80.0  | 2.5        | 5.3  | 1.2 | 2.8  | 42.2               | 2.73 | 32.5 | 4.5 | 47.6 | 3.8        |  |
|           | 7.9                       | 2.4 | 5.5 | 45.9                  | 33.7 | 1.93 | 52.8 | 23.8 | 73.4  | 2.3        | 7.9  | 2.4 | 5.5  | 44.1               | 2.74 | 34.4 | 4.7 | 51.3 | 3.9        |  |
|           | 10.5                      | 3.8 | 8.7 | 46.4                  | 33.9 | 1.85 | 53.0 | 25.0 | 70.1  | 2.1        | 10.5 | 3.8 | 8.7  | 45.2               | 2.74 | 35.4 | 4.8 | 53.3 | 4.0        |  |
| 70        | 5.3                       | 1.2 | 2.7 | 43.2                  | 32.6 | 2.41 | 51.8 | 18.0 | 89.7  | 3.3        | 5.3  | 1.2 | 2.7  | 46.5               | 2.75 | 36.8 | 5.0 | 56.0 | 4.0        |  |
|           | 7.9                       | 2.3 | 5.2 | 44.4                  | 33.1 | 2.20 | 52.2 | 20.2 | 83.3  | 3.1        | 7.9  | 2.3 | 5.2  | 48.6               | 2.76 | 38.8 | 5.2 | 60.1 | 4.1        |  |
|           | 10.5                      | 3.6 | 8.4 | 45.0                  | 33.3 | 2.11 | 52.5 | 21.3 | 80.0  | 2.8        | 10.5 | 3.6 | 8.4  | 49.7               | 2.76 | 39.9 | 5.3 | 62.4 | 4.2        |  |
| 80        | 5.3                       | 1.1 | 2.6 | 41.2                  | 31.7 | 2.74 | 50.9 | 15.0 | 99.4  | 4.4        | 5.3  | 1.1 | 2.6  | 50.7               | 2.76 | 40.9 | 5.4 | 64.4 | 4.3        |  |
|           | 7.9                       | 2.2 | 5.0 | 42.5                  | 32.3 | 2.52 | 51.5 | 16.9 | 93.1  | 4.0        | 7.9  | 2.2 | 5.0  | 52.8               | 2.77 | 43.0 | 5.6 | 69.1 | 4.4        |  |
|           | 10.5                      | 3.5 | 8.1 | 43.2                  | 32.6 | 2.41 | 51.8 | 17.9 | 89.9  | 3.6        | 10.5 | 3.5 | 8.1  | 54.0               | 2.77 | 44.1 | 5.7 | 71.6 | 4.6        |  |
| 90        | 5.3                       | 1.1 | 2.5 | 38.8                  | 30.7 | 3.11 | 49.9 | 12.5 | 109.0 | 5.6        | 4.3  | 0.6 | 1.4  | 53.3               | 2.89 | 43.5 | 5.4 | 70.0 | 4.8        |  |
|           | 7.9                       | 2.1 | 4.8 | 40.4                  | 31.4 | 2.87 | 50.6 | 14.1 | 102.8 | 5.1        |      |     |      |                    |      |      |     |      |            |  |
|           | 10.5                      | 3.4 | 7.9 | 41.1                  | 31.7 | 2.75 | 50.9 | 14.9 | 99.7  | 4.7        |      |     |      |                    |      |      |     |      |            |  |
| 100       | 5.3                       | 1.1 | 2.4 | 36.2                  | 29.6 | 3.51 | 48.7 | 10.3 | 118.5 | 7.0        | 2.9  | 0.1 | 0.2  | 53.3               | 2.89 | 43.5 | 5.4 | 70.0 | 4.8        |  |
|           | 7.9                       | 2.0 | 4.7 | 37.9                  | 30.3 | 3.26 | 49.5 | 11.6 | 112.6 | 6.4        |      |     |      |                    |      |      |     |      |            |  |
|           | 10.5                      | 3.3 | 7.6 | 38.7                  | 30.7 | 3.13 | 49.8 | 12.4 | 109.5 | 5.8        |      |     |      |                    |      |      |     |      |            |  |
| 110       | 5.3                       | 1.0 | 2.4 | 33.4                  | 28.4 | 3.93 | 47.3 | 8.5  | 128.0 | 8.6        | 2.2  | 0.1 | 0.2  | 53.3               | 2.89 | 43.5 | 5.4 | 70.0 | 4.8        |  |
|           | 7.9                       | 2.0 | 4.5 | 35.1                  | 29.1 | 3.67 | 48.2 | 9.6  | 122.2 | 7.9        |      |     |      |                    |      |      |     |      |            |  |
|           | 10.5                      | 3.2 | 7.4 | 36.0                  | 29.5 | 3.54 | 48.6 | 10.2 | 119.3 | 7.2        |      |     |      |                    |      |      |     |      |            |  |
| 120       | 5.3                       | 1.0 | 2.2 | 30.3                  | 26.9 | 4.36 | 45.8 | 6.9  | 137.4 | 10.4       | 1.7  | 0.1 | 0.2  | 53.3               | 2.89 | 43.5 | 5.4 | 70.0 | 4.8        |  |
|           | 7.9                       | 1.9 | 4.4 | 32.1                  | 27.8 | 4.10 | 46.7 | 7.8  | 131.9 | 9.5        |      |     |      |                    |      |      |     |      |            |  |
|           | 10.5                      | 3.1 | 7.1 | 33.1                  | 28.2 | 3.97 | 47.2 | 8.3  | 129.0 | 8.6        |      |     |      |                    |      |      |     |      |            |  |

- Interpolation is permissible; extrapolation is not.
- All entering air conditions are 80°F (26.6°C) DB and 67°F (19.4°C) WB in cooling, and 70°F (21°C) DB in heating.
- AHRI/ISO certified conditions are 80.6°F (27°C) DB and 66.2°F (19°C) WB in cooling and 68°F (20°C) DB in heating.
- Table does not reflect fan or pump power corrections for AHRI/ISO conditions.
- All performance is based upon the lower voltage of dual voltage rated units.
- Performance stated is at the rated power supply; performance may vary as the power supply varies from the rated.
- Operation below 40°F (10.0°C) EWT is based upon 20% methanol antifreeze solution.
- Operation below 60°F (15.5°C) EWT requires optional insulated water/refrigerant circuit.
- See performance correction tables for operating conditions other than those listed above.
- See Performance Data Selection Notes for operation in the shaded areas.
- Regular Cooling operation with an EWT of less than 50°F (10.0°C) is not recommended unless variable water flow is available.
- Regular Heating operation with an EWT of more than 90°F (32°C) is not recommended unless variable water flow is available.
- For quiet operation and long term reliability, it is recommended that systems be designed to avoid continuous operation in the outlined areas.
- Performance capacities shown in thousands of Btuh
- Hot Water Generator Capacity is based on 90°F entering water and 0.5 GPM/Ton.

# Performance Data

## SZ\*060 EC Blower Motor (Full Load)

Models:  
SZ  
024-060

### 1900 CFM Rated Airflow

| EWT<br>°F | GPM                       | WPD |      | COOLING - EAT 80/67°F |      |      |      |      |       |            | GPM  | WPD |      | HEATING - EAT 70°F |      |      |     |      |            |  |
|-----------|---------------------------|-----|------|-----------------------|------|------|------|------|-------|------------|------|-----|------|--------------------|------|------|-----|------|------------|--|
|           |                           | PSI | FT   | TC                    | SC   | kW   | HR   | EER  | LWT   | HWG<br>Cap |      | PSI | FT   | HC                 | kW   | HE   | COP | LWT  | HWG<br>Cap |  |
| 20        | Operation Not Recommended |     |      |                       |      |      |      |      |       |            | 15.0 | 9.0 | 20.7 | 38.8               | 3.58 | 26.1 | 3.2 | 16.5 | 4.1        |  |
| 30        | 5.0                       | 0.7 | 1.6  | 65.3                  | 44.8 | 2.97 | 75.4 | 22.0 | 60.0  | 2.5        | 7.5  | 2.6 | 6.1  | 42.3               | 3.65 | 29.3 | 3.4 | 22.2 | 4.2        |  |
|           |                           |     |      |                       |      |      |      |      |       |            | 11.3 | 5.1 | 11.8 | 43.8               | 3.69 | 30.7 | 3.5 | 24.5 | 4.3        |  |
|           |                           |     |      |                       |      |      |      |      |       |            | 15.0 | 8.2 | 19.0 | 44.6               | 3.70 | 31.5 | 3.5 | 25.8 | 4.4        |  |
| 40        | 7.5                       | 2.3 | 5.3  | 64.3                  | 44.4 | 2.99 | 74.5 | 21.5 | 60.0  | 2.5        | 7.5  | 2.4 | 5.6  | 47.9               | 3.77 | 34.5 | 3.7 | 30.8 | 4.5        |  |
|           |                           |     |      |                       |      |      |      |      |       |            | 11.3 | 4.8 | 11.0 | 49.8               | 3.81 | 36.3 | 3.8 | 33.6 | 4.6        |  |
|           |                           |     |      |                       |      |      |      |      |       |            | 15.0 | 7.6 | 17.6 | 50.8               | 3.84 | 37.2 | 3.9 | 35.0 | 4.7        |  |
| 50        | 7.5                       | 2.3 | 5.2  | 63.6                  | 44.0 | 3.11 | 74.7 | 20.5 | 69.9  | 3.4        | 7.5  | 2.3 | 5.2  | 53.8               | 3.90 | 39.9 | 4.0 | 39.3 | 4.8        |  |
|           | 11.3                      | 4.4 | 10.3 | 64.2                  | 44.3 | 2.94 | 74.6 | 21.8 | 63.3  | 3.1        | 11.3 | 4.4 | 10.3 | 56.0               | 3.95 | 42.0 | 4.2 | 42.5 | 4.9        |  |
|           | 15.0                      | 7.2 | 16.5 | 64.3                  | 44.4 | 2.87 | 74.5 | 22.4 | 59.9  | 2.8        | 15.0 | 7.2 | 16.5 | 57.2               | 3.98 | 43.1 | 4.2 | 44.3 | 5.1        |  |
| 60        | 7.5                       | 2.1 | 4.9  | 62.3                  | 43.5 | 3.39 | 74.3 | 18.4 | 79.8  | 4.0        | 7.5  | 2.1 | 4.9  | 59.8               | 4.03 | 45.5 | 4.3 | 47.9 | 5.2        |  |
|           | 11.3                      | 4.2 | 9.7  | 63.3                  | 43.9 | 3.20 | 74.6 | 19.8 | 73.3  | 3.7        | 11.3 | 4.2 | 9.7  | 62.4               | 4.09 | 47.8 | 4.5 | 51.5 | 5.4        |  |
|           | 15.0                      | 6.8 | 15.7 | 63.6                  | 44.0 | 3.11 | 74.7 | 20.5 | 70.0  | 3.4        | 15.0 | 6.8 | 15.7 | 63.7               | 4.12 | 49.1 | 4.5 | 53.5 | 5.5        |  |
| 70        | 7.5                       | 2.0 | 4.7  | 60.3                  | 42.6 | 3.71 | 73.5 | 16.3 | 89.6  | 4.9        | 7.5  | 2.0 | 4.7  | 65.8               | 4.17 | 51.0 | 4.6 | 56.4 | 5.7        |  |
|           | 11.3                      | 4.0 | 9.2  | 61.7                  | 43.2 | 3.49 | 74.1 | 17.7 | 83.2  | 4.5        | 11.3 | 4.0 | 9.2  | 68.7               | 4.24 | 53.6 | 4.7 | 60.5 | 5.8        |  |
|           | 15.0                      | 6.5 | 15.0 | 62.3                  | 43.4 | 3.39 | 74.3 | 18.4 | 79.9  | 4.1        | 15.0 | 6.5 | 15.0 | 70.2               | 4.28 | 55.0 | 4.8 | 62.7 | 6.0        |  |
| 80        | 7.5                       | 2.0 | 4.5  | 57.8                  | 41.6 | 4.08 | 72.4 | 14.2 | 99.3  | 5.9        | 7.5  | 2.0 | 4.5  | 71.8               | 4.32 | 56.5 | 4.9 | 64.9 | 6.2        |  |
|           | 11.3                      | 3.8 | 8.8  | 59.5                  | 42.3 | 3.83 | 73.1 | 15.5 | 93.0  | 5.5        | 11.3 | 3.8 | 8.8  | 74.9               | 4.40 | 59.3 | 5.0 | 69.5 | 6.4        |  |
|           | 15.0                      | 6.3 | 14.5 | 60.3                  | 42.6 | 3.72 | 73.5 | 16.2 | 89.8  | 5.0        | 15.0 | 6.3 | 14.4 | 76.5               | 4.44 | 60.8 | 5.1 | 71.9 | 6.6        |  |
| 90        | 7.5                       | 1.9 | 4.3  | 55.0                  | 40.4 | 4.51 | 71.0 | 12.2 | 108.9 | 7.2        | 6.0  | 0.9 | 2.2  | 75.3               | 4.59 | 59.7 | 4.8 | 70.0 | 7.0        |  |
|           | 11.3                      | 3.7 | 8.5  | 56.9                  | 41.2 | 4.23 | 71.9 | 13.4 | 102.8 | 6.6        |      |     |      |                    |      |      |     |      |            |  |
|           | 15.0                      | 6.1 | 14.0 | 57.8                  | 41.6 | 4.10 | 72.3 | 14.1 | 99.6  | 6.0        |      |     |      |                    |      |      |     |      |            |  |
| 100       | 7.5                       | 1.8 | 4.2  | 51.8                  | 39.1 | 5.01 | 69.6 | 10.3 | 118.6 | 8.8        | 4.0  | 0.1 | 0.2  | 75.3               | 4.59 | 59.7 | 4.8 | 70.0 | 7.0        |  |
|           | 11.3                      | 3.6 | 8.2  | 53.8                  | 39.9 | 4.69 | 70.5 | 11.5 | 112.5 | 8.0        |      |     |      |                    |      |      |     |      |            |  |
|           | 15.0                      | 5.9 | 13.5 | 54.8                  | 40.3 | 4.54 | 71.0 | 12.1 | 109.5 | 7.3        |      |     |      |                    |      |      |     |      |            |  |
| 110       | 7.5                       | 1.7 | 4.0  | 48.4                  | 37.6 | 5.59 | 68.3 | 8.7  | 128.2 | 10.5       | 3.0  | 0.1 | 0.2  | 75.3               | 4.59 | 59.7 | 4.8 | 70.0 | 7.0        |  |
|           | 11.3                      | 3.4 | 7.9  | 50.5                  | 38.5 | 5.22 | 69.1 | 9.7  | 122.3 | 9.6        |      |     |      |                    |      |      |     |      |            |  |
|           | 15.0                      | 5.6 | 13.0 | 51.6                  | 39.0 | 5.05 | 69.5 | 10.2 | 119.3 | 8.8        |      |     |      |                    |      |      |     |      |            |  |
| 120       | 7.5                       | 1.6 | 3.8  | 44.9                  | 35.9 | 6.25 | 67.1 | 7.2  | 137.9 | 12.5       | 2.4  | 0.1 | 0.2  | 75.3               | 4.59 | 59.7 | 4.8 | 70.0 | 7.0        |  |
|           | 11.3                      | 3.3 | 7.5  | 47.0                  | 36.9 | 5.84 | 67.8 | 8.1  | 132.1 | 11.5       |      |     |      |                    |      |      |     |      |            |  |
|           | 15.0                      | 5.4 | 12.5 | 48.1                  | 37.4 | 5.64 | 68.2 | 8.5  | 129.1 | 10.4       |      |     |      |                    |      |      |     |      |            |  |

- Interpolation is permissible; extrapolation is not.
- All entering air conditions are 80°F (26.6°C) DB and 67°F (19.4°C) WB in cooling, and 70°F (21°C) DB in heating.
- AHRI/ISO certified conditions are 80.6°F (27°C) DB and 66.2°F (19°C) WB in cooling and 68°F (20°C) DB in heating.
- Table does not reflect fan or pump power corrections for AHRI/ISO conditions.
- All performance is based upon the lower voltage of dual voltage rated units.
- Performance stated is at the rated power supply; performance may vary as the power supply varies from the rated.
- Operation below 40°F (10.0°C) EWT is based upon 20% methanol antifreeze solution.
- Operation below 60°F (15.5°C) EWT requires optional insulated water/refrigerant circuit.
- See performance correction tables for operating conditions other than those listed above.
- See Performance Data Selection Notes for operation in the shaded areas.
- Regular Cooling operation with an EWT of less than 50°F (10.0°C) is not recommended unless variable water flow is available.
- Regular Heating operation with an EWT of more than 90°F (32°C) is not recommended unless variable water flow is available.
- For quiet operation and long term reliability, it is recommended that systems be designed to avoid continuous operation in the outlined areas.
- Performance capacities shown in thousands of Btuh
- Hot Water Generator Capacity is based on 90°F entering water and 0.5 GPM/Ton.

# Blower Performance: CV EC Standard Unit

Models:  
SZ  
024-060

## CV EC MOTOR ADVANTAGE

A major benefit of the CV EC motor over other blower motor types is its ability to adjust airflow remotely through the iGate 2 web portal/mobile app or directly at the unit with the Wireless Service Tool. Airflow levels can be adjusted in increments of 25 CFM from the unit's minimum and maximum CFM range (see the Blower Performance: CV EC Blower Motor Standard Unit table for details).

**Blower Performance: CV EC Blower Motor Standard Unit**

| Model | Max ESP<br>(in wg) | Fan<br>Motor<br>(hp) | Range   | Cooling Mode |         | Heating Mode |         | Dehumid Mode |         | Fan Only<br>Mode | Aux<br>Emergency<br>Mode |
|-------|--------------------|----------------------|---------|--------------|---------|--------------|---------|--------------|---------|------------------|--------------------------|
|       |                    |                      |         | Stage 2      | Stage 1 | Stage 2      | Stage 1 | Stage 2      | Stage 1 |                  |                          |
| SZ024 | 0.75               | 1/2                  | Minimum | 600          | 450     | 600          | 450     | 600          | 450     | 300              | 600                      |
|       |                    |                      | Default | 750          | 600     | 750          | 600     | 650          | 500     | 350              | 750                      |
|       |                    |                      | Maximum | 850          | 650     | 850          | 650     | 800          | 600     | 850              | 850                      |
| SZ030 | 0.5                | 1/2                  | Minimum | 750          | 550     | 750          | 550     | 750          | 550     | 375              | 750                      |
|       |                    |                      | Default | 925          | 750     | 925          | 750     | 800          | 625     | 425              | 925                      |
|       |                    |                      | Maximum | 1,050        | 800     | 1,050        | 800     | 1,000        | 750     | 1,050            | 1,050                    |
| SZ036 | 0.6                | 3/4                  | Minimum | 900          | 675     | 900          | 675     | 900          | 675     | 450              | 900                      |
|       |                    |                      | Default | 1,125        | 900     | 1,125        | 900     | 975          | 750     | 525              | 1,125                    |
|       |                    |                      | Maximum | 1,275        | 975     | 1,275        | 975     | 1,200        | 900     | 1,275            | 1,275                    |
| SZ042 | 0.6                | 3/4                  | Minimum | 1,050        | 775     | 1,050        | 775     | 1,050        | 775     | 525              | 1,050                    |
|       |                    |                      | Default | 1,300        | 1,050   | 1,300        | 1,050   | 1,125        | 875     | 600              | 1,300                    |
|       |                    |                      | Maximum | 1,475        | 1,125   | 1,475        | 1,125   | 1,400        | 1,050   | 1,475            | 1,475                    |
| SZ048 | 0.6                | 3/4                  | Minimum | 1,200        | 900     | 1,200        | 900     | 1,200        | 900     | 600              | 1,200                    |
|       |                    |                      | Default | 1,500        | 1,200   | 1,500        | 1,200   | 1,300        | 1,000   | 700              | 1,500                    |
|       |                    |                      | Maximum | 1,700        | 1,300   | 1,700        | 1,300   | 1,600        | 1,200   | 1,700            | 1,700                    |
| SZ060 | 0.75               | 1                    | Minimum | 1,500        | 1,125   | 1,500        | 1,125   | 1,500        | 1,125   | 750              | 1,500                    |
|       |                    |                      | Default | 1,875        | 1,500   | 1,875        | 1,500   | 1,625        | 1,250   | 875              | 1,875                    |
|       |                    |                      | Maximum | 2,125        | 1,625   | 2,125        | 1,625   | 2,000        | 1,500   | 2,125            | 2,125                    |

- Blower performance data is based on the lowest nameplate voltage setting.
- Blower performance is based on a wet coil with clean 1-inch filter.
- Blower performance is based on operating conditions of 80°F DB and 67°F WB.
- CFM Tolerance is ±7%
- The maximum allowable altitude of installation for this product is 6,561 ft (2,000 m).

# Electrical Data: CV EC Blower Motor

Models:  
SZ  
024-060

## Units with HWG and Pump (no Internal Flow Controller)

| Model  | Voltage Code | Voltage      | Voltage Min/Max | Compressor |      |       |     | Fan Motor FLA | Pump    | Total Unit FLA | Min Circ Amp | Fuse HACR |
|--------|--------------|--------------|-----------------|------------|------|-------|-----|---------------|---------|----------------|--------------|-----------|
|        |              |              |                 | MCC        | RLA  | LRA   | Qty |               | HWG FLA |                |              |           |
| SZ*024 | G.J.         | 208/230-1-60 | 187/252         | 16.0       | 10.3 | 62.0  | 1   | 4.2           | 0.28    | 14.7           | 17.3         | 25        |
| SZ*030 | G.J.         | 208/230-1-60 | 187/252         | 22.7       | 14.6 | 82.0  | 1   | 4.2           | 0.28    | 19.0           | 22.7         | 35        |
| SZ*036 | G.J.         | 208/230-1-60 | 187/252         | 22.7       | 14.6 | 76.0  | 1   | 5.9           | 0.28    | 20.7           | 24.4         | 35        |
| SZ*042 | G.J.         | 208/230-1-60 | 187/252         | 28.4       | 18.2 | 106.0 | 1   | 5.9           | 0.28    | 24.4           | 28.9         | 45        |
| SZ*048 | G.J.         | 208/230-1-60 | 187/252         | 28.6       | 18.3 | 138.0 | 1   | 5.9           | 0.28    | 24.5           | 29.1         | 45        |
| SZ*060 | J.           | 208/230-1-60 | 187/252         | 34.8       | 22.3 | 149.0 | 1   | 7.5           | 0.28    | 30.1           | 35.7         | 50        |

## Units with Internal Flow Controller and HWG with Pump - Standard Head Variable Pump

| Model  | Voltage Code | Voltage      | Voltage Min/Max | Compressor |      |       |     | Fan Motor FLA | Pump      |         | Total Unit FLA | Min Circ Amp | Fuse HACR |
|--------|--------------|--------------|-----------------|------------|------|-------|-----|---------------|-----------|---------|----------------|--------------|-----------|
|        |              |              |                 | MCC        | RLA  | LRA   | Qty |               | Motor FLA | HWG FLA |                |              |           |
| SZ*024 | G.J.         | 208/230-1-60 | 187/252         | 16.0       | 10.3 | 62.0  | 1   | 4.2           | 0.64      | 0.28    | 15.4           | 17.9         | 25        |
| SZ*030 | G.J.         | 208/230-1-60 | 187/252         | 22.7       | 14.6 | 82.0  | 1   | 4.2           | 0.64      | 0.28    | 19.7           | 23.3         | 35        |
| SZ*036 | G.J.         | 208/230-1-60 | 187/252         | 22.7       | 14.6 | 76.0  | 1   | 5.9           | 0.64      | 0.28    | 21.4           | 25.0         | 35        |
| SZ*042 | G.J.         | 208/230-1-60 | 187/252         | 28.4       | 18.2 | 106.0 | 1   | 5.9           | 0.64      | 0.28    | 25.0           | 29.6         | 45        |
| SZ*048 | G.J.         | 208/230-1-60 | 187/252         | 28.6       | 18.3 | 138.0 | 1   | 5.9           | 0.64      | 0.28    | 25.2           | 29.7         | 45        |
| SZ*060 | J.           | 208/230-1-60 | 187/252         | 34.8       | 22.3 | 149.0 | 1   | 7.5           | 0.64      | 0.28    | 30.7           | 36.3         | 50        |

## Units with Internal Flow Controller and HWG with Pump - High Head Variable Pump

| Model  | Voltage Code | Voltage      | Voltage Min/Max | Compressor |      |       |     | Fan Motor FLA | Pump      |         | Total Unit FLA | Min Circ Amp | Fuse HACR |
|--------|--------------|--------------|-----------------|------------|------|-------|-----|---------------|-----------|---------|----------------|--------------|-----------|
|        |              |              |                 | MCC        | RLA  | LRA   | Qty |               | Motor FLA | HWG FLA |                |              |           |
| SZ*024 | G.J.         | 208/230-1-60 | 187/252         | 16.0       | 10.3 | 62.0  | 1   | 4.2           | 1.44      | 0.28    | 16.2           | 18.7         | 25        |
| SZ*030 | G.J.         | 208/230-1-60 | 187/252         | 22.7       | 14.6 | 82.0  | 1   | 4.2           | 1.44      | 0.28    | 20.5           | 24.1         | 35        |
| SZ*036 | G.J.         | 208/230-1-60 | 187/252         | 22.7       | 14.6 | 76.0  | 1   | 5.9           | 1.44      | 0.28    | 22.2           | 25.8         | 40        |
| SZ*042 | G.J.         | 208/230-1-60 | 187/252         | 28.4       | 18.2 | 106.0 | 1   | 5.9           | 1.44      | 0.28    | 25.8           | 30.4         | 45        |
| SZ*048 | G.J.         | 208/230-1-60 | 187/252         | 28.6       | 18.3 | 138.0 | 1   | 5.9           | 1.44      | 0.28    | 26.0           | 30.5         | 45        |
| SZ*060 | J.           | 208/230-1-60 | 187/252         | 34.8       | 22.3 | 149.0 | 1   | 7.5           | 1.44      | 0.28    | 31.5           | 37.1         | 50        |

ClimateMaster works continually to improve its products. As a result, the design and specifications of each product at the time of order may be changed without notice and may not be as described herein. Please contact ClimateMaster's Customer Service Department at 800-299-9747 for specific information on the current design and specifications. Statements and other information contained herein are not express warranties and do not form the basis of any bargain between the parties, but are merely ClimateMaster's opinion or commendation of its products. The latest version of this document is available at [www.climatemaster.com](http://www.climatemaster.com). Engineered and assembled in the USA. © ClimateMaster, Inc. All Rights Reserved 2024

# Part Load Performance: Correction Tables

Models:  
SZ  
024-060

## Cooling Correction

| Entering Air WB °F | Total Capacity | Sensible Cooling Capacity Multipliers - Entering DB °F |       |       |       |       |       | Power | Heat of Rejection |
|--------------------|----------------|--|-------|-------|-------|-------|-------|-------|-------------------|
|                    |                | 65   | 70    | 75    | 80    | 85    | 90    |       |                   |
| 50                 | 0.708          | 1.115  | *     | *     | *     | *     | *     | 1.015 | 0.783             |
| 55                 | 0.794          | 0.893  | 1.105 | *     | *     | *     | *     | 1.011 | 0.847             |
| 60                 | 0.880          | 0.671  | 0.883 | *     | *     | *     | *     | 1.006 | 0.911             |
| 65                 | 0.966          |  | 0.662 | 0.868 | 1.088 | 1.279 | *     | 1.002 | 0.975             |
| 67                 | 1.000          |  | 0.574 | 0.779 | 1.000 | 1.190 | 1.396 | 1.000 | 1.000             |
| 70                 | 1.051          |  |       | 0.646 | 0.868 | 1.057 | 1.263 | 0.997 | 1.038             |
| 75                 | 1.137          |  |       |       | 0.648 | 0.835 | 1.041 | 0.993 | 1.102             |

### Notes:

- AHRI/ISO/ASHRAE 13256-1 uses entering air conditions of Cooling - 80.6°F (27°C) DB/ 66.2°F (19°C) WB, and Heating 68°F (20°C) DB/ 59°F (15°C) WB entering air temperature.
- Asterisks indicate that no correction factor is needed, Total Capacity equals Sensible capacity.
- Entering DB temperature range is based on operating limits, not on commission limits.
- Cooling and heating air corrections based on rated airflow.

## Entering Air Heating Correction

| Entering Air WB °F | Heating Capacity | Power | Heat of Rejection |
|--------------------|------------------|-------|-------------------|
| 50                 | 1.020            | 0.763 | 1.102             |
| 55                 | 1.015            | 0.822 | 1.076             |
| 60                 | 1.010            | 0.882 | 1.051             |
| 65                 | 1.005            | 0.941 | 1.025             |
| 70                 | 1.000            | 1.000 | 1.000             |
| 75                 | 0.995            | 1.059 | 0.975             |
| 80                 | 0.990            | 1.118 | 0.949             |

## Airflow Correction

| % of Rated | Heating          |       |                    | Cooling        |                   |       |       |                   |
|------------|------------------|-------|--------------------|----------------|-------------------|-------|-------|-------------------|
|            | Heating Capacity | Power | Heat of Extraction | Total Capacity | Sensible Capacity | S/T   | Power | Heat of Rejection |
| 80         | 0.969            | 1.009 | 0.974              | 0.979          | 0.905             | 0.924 | 0.947 | 0.979             |
| 85         | 0.977            | 1.007 | 0.980              | 0.984          | 0.929             | 0.944 | 0.961 | 0.984             |
| 90         | 0.984            | 1.005 | 0.987              | 0.989          | 0.952             | 0.963 | 0.974 | 0.989             |
| 95         | 0.992            | 1.002 | 0.993              | 0.995          | 0.976             | 0.981 | 0.987 | 0.995             |
| 100        | 1.000            | 1.000 | 1.000              | 1.000          | 1.000             | 1.000 | 1.000 | 1.000             |
| 105        | 1.008            | 0.998 | 1.007              | 1.005          | 1.024             | 1.018 | 1.013 | 1.005             |
| 110        | 1.016            | 0.995 | 1.013              | 1.011          | 1.048             | 1.037 | 1.026 | 1.011             |

ClimateMaster works continually to improve its products. As a result, the design and specifications of each product at the time of order may be changed without notice and may not be as described herein. Please contact ClimateMaster's Customer Service Department at 800-299-9747 for specific information on the current design and specifications. Statements and other information contained herein are not express warranties and do not form the basis of any bargain between the parties, but are merely ClimateMaster's opinion or commendation of its products. The latest version of this document is available at [www.climatemaster.com](http://www.climatemaster.com). Engineered and assembled in the USA. © ClimateMaster, Inc. All Rights Reserved 2024



# Full Load Performance: Correction Tables

Models:  
SZ  
024-060

## Cooling Correction

| Entering Air WB °F | Total Capacity | Sensible Cooling Capacity Multipliers - Entering DB °F |       |       |       |       |       | Power | Heat of Rejection |
|--------------------|----------------|--|-------|-------|-------|-------|-------|-------|-------------------|
|                    |                | 65   | 70    | 75    | 80    | 85    | 90    |       |                   |
| 50                 | 0.730          | 1.137  | *     | *     | *     | *     | *     | 0.944 | 0.786             |
| 55                 | 0.809          | 0.913  | 1.117 | *     | *     | *     | *     | 0.960 | 0.849             |
| 60                 | 0.889          | 0.689  | 0.894 | *     | *     | *     | *     | 0.977 | 0.912             |
| 65                 | 0.968          |  | 0.672 | 0.877 | 1.087 | 1.287 | *     | 0.993 | 0.975             |
| 67                 | 1.000          |  | 0.583 | 0.788 | 1.000 | 1.199 | 1.404 | 1.000 | 1.000             |
| 70                 | 1.048          |  |       | 0.655 | 0.869 | 1.067 | 1.272 | 1.010 | 1.038             |
| 75                 | 1.127          |  |       |       | 0.650 | 0.847 | 1.053 | 1.027 | 1.101             |

### Notes:

- AHRI/ISO/ASHRAE 13256-1 uses entering air conditions of Cooling - 80.6°F (27°C) DB/ 66.2°F (19°C) WB, and Heating 68°F (20°C) DB/ 59°F (15°C) WB entering air temperature.
- Asterisks indicate that no correction factor is needed, Total Capacity equals Sensible capacity.
- Entering DB temperature range is based on operating limits, not on commission limits.
- Cooling and heating air corrections based on rated airflow.

## Entering Air Heating Correction

| Entering Air WB °F | Heating Capacity | Power | Heat of Rejection |
|--------------------|------------------|-------|-------------------|
| 50                 | 1.026            | 0.807 | 1.103             |
| 55                 | 1.019            | 0.855 | 1.077             |
| 60                 | 1.013            | 0.904 | 1.052             |
| 65                 | 1.006            | 0.952 | 1.026             |
| 70                 | 1.000            | 1.000 | 1.000             |
| 75                 | 0.994            | 1.048 | 0.974             |
| 80                 | 0.987            | 1.096 | 0.948             |

## Airflow Correction

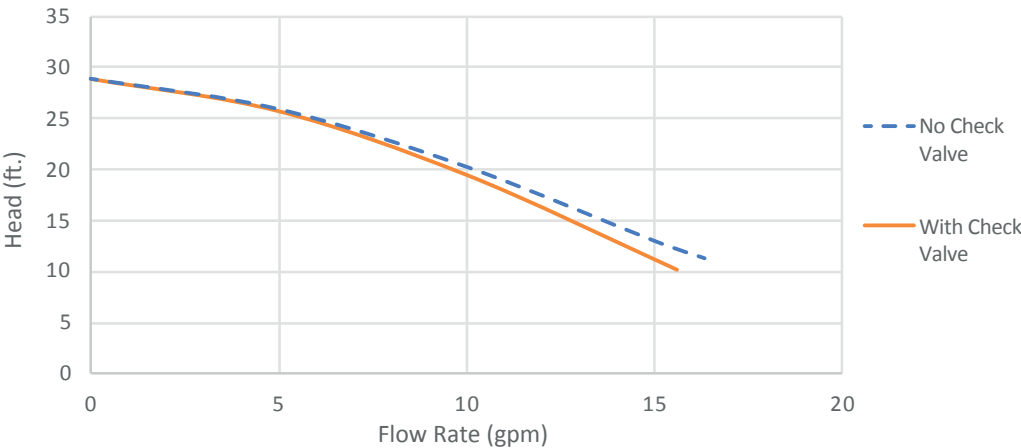
| % of Rated | Heating          |       |                    | Cooling        |                   |       |       |                   |
|------------|------------------|-------|--------------------|----------------|-------------------|-------|-------|-------------------|
|            | Heating Capacity | Power | Heat of Extraction | Total Capacity | Sensible Capacity | S/T   | Power | Heat of Rejection |
| 80         | 0.963            | 1.008 | 0.965              | 0.975          | 0.913             | 0.936 | 0.937 | 0.974             |
| 85         | 0.972            | 1.006 | 0.974              | 0.981          | 0.935             | 0.952 | 0.952 | 0.980             |
| 90         | 0.981            | 1.004 | 0.983              | 0.988          | 0.956             | 0.968 | 0.968 | 0.987             |
| 95         | 0.991            | 1.002 | 0.991              | 0.994          | 0.978             | 0.984 | 0.984 | 0.993             |
| 100        | 1.000            | 1.000 | 1.000              | 1.000          | 1.000             | 1.000 | 1.000 | 1.000             |
| 105        | 1.009            | 0.998 | 1.009              | 1.006          | 1.022             | 1.015 | 1.016 | 1.007             |
| 110        | 1.019            | 0.996 | 1.017              | 1.012          | 1.044             | 1.031 | 1.032 | 1.013             |

ClimateMaster works continually to improve its products. As a result, the design and specifications of each product at the time of order may be changed without notice and may not be as described herein. Please contact ClimateMaster's Customer Service Department at 800-299-9747 for specific information on the current design and specifications. Statements and other information contained herein are not express warranties and do not form the basis of any bargain between the parties, but are merely ClimateMaster's opinion or commendation of its products. The latest version of this document is available at [www.climatemaster.com](http://www.climatemaster.com). Engineered and assembled in the USA. © ClimateMaster, Inc. All Rights Reserved 2024

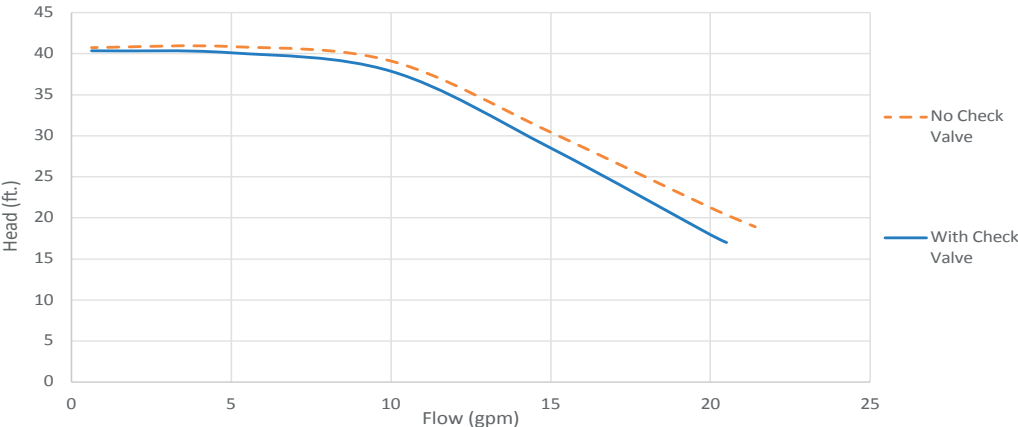
# High Head and Standard Variable Pump Performance

Models:  
SZ  
024-060

## Standard Head Variable Pump Performance



## High Head Variable Pump Performance



# Antifreeze Correction Table

Models:  
SZ  
024-060

| EWT<br>(°F) | Antifreeze Type  | Antifreeze % | Cooling   |              |       | Heating   |       | WPD   |
|-------------|------------------|--------------|-----------|--------------|-------|-----------|-------|-------|
|             |                  |              | Total Cap | Sensible Cap | Watts | Total Cap | Watts |       |
| 90          | Water            | 0%           | 1.000     | 1.000        | 1.000 | 1.000     | 1.000 | 1.000 |
|             | Ethanol          | 5%           | 0.998     | 0.998        | 1.002 | 0.996     | 0.999 | 1.025 |
|             |                  | 10%          | 0.996     | 0.996        | 1.003 | 0.991     | 0.997 | 1.048 |
|             |                  | 15%          | 0.994     | 0.994        | 1.005 | 0.987     | 0.996 | 1.098 |
|             |                  | 20%          | 0.991     | 0.991        | 1.006 | 0.982     | 0.994 | 1.142 |
|             |                  | 25%          | 0.986     | 0.986        | 1.009 | 0.972     | 0.991 | 1.207 |
|             |                  | 30%          | 0.981     | 0.981        | 1.012 | 0.962     | 0.988 | 1.265 |
|             |                  | 35%          | 0.977     | 0.977        | 1.015 | 0.953     | 0.985 | 1.312 |
|             |                  | 40%          | 0.972     | 0.972        | 1.018 | 0.943     | 0.982 | 1.370 |
|             |                  | 45%          | 0.966     | 0.966        | 1.023 | 0.931     | 0.978 | 1.431 |
|             |                  | 50%          | 0.959     | 0.959        | 1.027 | 0.918     | 0.974 | 1.494 |
|             | Ethylene Glycol  | 5%           | 0.998     | 0.998        | 1.002 | 0.996     | 0.999 | 1.021 |
|             |                  | 10%          | 0.996     | 0.996        | 1.003 | 0.991     | 0.997 | 1.040 |
|             |                  | 15%          | 0.994     | 0.994        | 1.004 | 0.987     | 0.996 | 1.079 |
|             |                  | 20%          | 0.991     | 0.991        | 1.005 | 0.982     | 0.995 | 1.114 |
|             |                  | 25%          | 0.988     | 0.988        | 1.008 | 0.976     | 0.993 | 1.146 |
|             |                  | 30%          | 0.985     | 0.985        | 1.010 | 0.969     | 0.990 | 1.175 |
|             |                  | 35%          | 0.982     | 0.982        | 1.012 | 0.963     | 0.988 | 1.208 |
|             |                  | 40%          | 0.979     | 0.979        | 1.014 | 0.956     | 0.986 | 1.243 |
|             |                  | 45%          | 0.976     | 0.976        | 1.016 | 0.950     | 0.984 | 1.278 |
|             |                  | 50%          | 0.972     | 0.972        | 1.018 | 0.943     | 0.982 | 1.314 |
|             | Methanol         | 5%           | 0.997     | 0.997        | 1.002 | 0.993     | 0.998 | 1.039 |
|             |                  | 10%          | 0.993     | 0.993        | 1.004 | 0.986     | 0.996 | 1.075 |
|             |                  | 15%          | 0.990     | 0.990        | 1.007 | 0.979     | 0.994 | 1.116 |
|             |                  | 20%          | 0.986     | 0.986        | 1.009 | 0.972     | 0.991 | 1.154 |
|             |                  | 25%          | 0.982     | 0.982        | 1.012 | 0.964     | 0.989 | 1.189 |
|             |                  | 30%          | 0.978     | 0.978        | 1.014 | 0.955     | 0.986 | 1.221 |
|             |                  | 35%          | 0.974     | 0.974        | 1.017 | 0.947     | 0.984 | 1.267 |
|             |                  | 40%          | 0.970     | 0.970        | 1.020 | 0.939     | 0.981 | 1.310 |
|             |                  | 45%          | 0.966     | 0.966        | 1.023 | 0.930     | 0.978 | 1.353 |
|             |                  | 50%          | 0.961     | 0.961        | 1.026 | 0.920     | 0.975 | 1.398 |
|             | Propylene Glycol | 5%           | 0.995     | 0.995        | 1.003 | 0.990     | 0.997 | 1.065 |
|             |                  | 10%          | 0.990     | 0.990        | 1.006 | 0.980     | 0.994 | 1.119 |
|             |                  | 15%          | 0.986     | 0.986        | 1.009 | 0.971     | 0.991 | 1.152 |
|             |                  | 20%          | 0.981     | 0.981        | 1.012 | 0.962     | 0.988 | 1.182 |
|             |                  | 25%          | 0.978     | 0.978        | 1.014 | 0.956     | 0.986 | 1.227 |
|             |                  | 30%          | 0.975     | 0.975        | 1.016 | 0.950     | 0.984 | 1.267 |
|             |                  | 35%          | 0.972     | 0.972        | 1.018 | 0.944     | 0.982 | 1.312 |
|             |                  | 40%          | 0.969     | 0.969        | 1.020 | 0.938     | 0.980 | 1.356 |
|             |                  | 45%          | 0.965     | 0.965        | 1.023 | 0.929     | 0.977 | 1.402 |
|             |                  | 50%          | 0.960     | 0.960        | 1.026 | 0.919     | 0.974 | 1.450 |

Table continued on next page

# Antifreeze Correction Table

Models:  
SZ  
024-060

Table continued from previous page

| EWT<br>(°F) | Antifreeze Type  | Antifreeze % | Cooling   |              |       | Heating   |       | WPD   |
|-------------|------------------|--------------|-----------|--------------|-------|-----------|-------|-------|
|             |                  |              | Total Cap | Sensible Cap | Watts | Total Cap | Watts |       |
| 30          | Water            | 0%           | 1.000     | 1.000        | 1.000 | 1.000     | 1.000 | 1.000 |
|             | Ethanol          | 5%           | 0.991     | 0.991        | 1.006 | 0.981     | 0.994 | 1.140 |
|             |                  | 10%          | 0.981     | 0.981        | 1.012 | 0.961     | 0.988 | 1.242 |
|             |                  | 15%          | 0.973     | 0.973        | 1.018 | 0.944     | 0.983 | 1.295 |
|             |                  | 20%          | 0.964     | 0.964        | 1.024 | 0.927     | 0.977 | 1.343 |
|             |                  | 25%          | 0.959     | 0.959        | 1.028 | 0.917     | 0.974 | 1.363 |
|             |                  | 30%          | 0.954     | 0.954        | 1.031 | 0.907     | 0.970 | 1.383 |
|             |                  | 35%          | 0.949     | 0.949        | 1.035 | 0.897     | 0.967 | 1.468 |
|             |                  | 40%          | 0.944     | 0.944        | 1.038 | 0.887     | 0.964 | 1.523 |
|             |                  | 45%          | 0.940     | 0.940        | 1.041 | 0.880     | 0.962 | 1.580 |
|             |                  | 50%          | 0.936     | 0.936        | 1.043 | 0.872     | 0.959 | 1.639 |
|             | Ethylene Glycol  | 5%           | 0.997     | 0.997        | 1.002 | 0.993     | 0.998 | 1.040 |
|             |                  | 10%          | 0.993     | 0.993        | 1.004 | 0.986     | 0.996 | 1.075 |
|             |                  | 15%          | 0.990     | 0.990        | 1.006 | 0.980     | 0.994 | 1.122 |
|             |                  | 20%          | 0.987     | 0.987        | 1.008 | 0.973     | 0.992 | 1.163 |
|             |                  | 25%          | 0.983     | 0.983        | 1.011 | 0.966     | 0.990 | 1.195 |
|             |                  | 30%          | 0.979     | 0.979        | 1.013 | 0.958     | 0.987 | 1.225 |
|             |                  | 35%          | 0.976     | 0.976        | 1.016 | 0.951     | 0.985 | 1.279 |
|             |                  | 40%          | 0.972     | 0.972        | 1.018 | 0.943     | 0.982 | 1.324 |
|             |                  | 45%          | 0.969     | 0.969        | 1.021 | 0.937     | 0.980 | 1.371 |
|             |                  | 50%          | 0.966     | 0.966        | 1.023 | 0.930     | 0.978 | 1.419 |
|             | Methanol         | 5%           | 0.995     | 0.995        | 1.004 | 0.989     | 0.997 | 1.069 |
|             |                  | 10%          | 0.989     | 0.989        | 1.007 | 0.978     | 0.993 | 1.127 |
|             |                  | 15%          | 0.984     | 0.984        | 1.011 | 0.968     | 0.990 | 1.164 |
|             |                  | 20%          | 0.979     | 0.979        | 1.014 | 0.957     | 0.986 | 1.197 |
|             |                  | 25%          | 0.975     | 0.975        | 1.017 | 0.949     | 0.984 | 1.216 |
|             |                  | 30%          | 0.971     | 0.971        | 1.019 | 0.941     | 0.981 | 1.235 |
|             |                  | 35%          | 0.967     | 0.967        | 1.022 | 0.933     | 0.979 | 1.286 |
|             |                  | 40%          | 0.963     | 0.963        | 1.025 | 0.924     | 0.976 | 1.323 |
|             |                  | 45%          | 0.959     | 0.959        | 1.028 | 0.917     | 0.974 | 1.360 |
|             |                  | 50%          | 0.955     | 0.955        | 1.030 | 0.910     | 0.971 | 1.399 |
|             | Propylene Glycol | 5%           | 0.995     | 0.995        | 1.004 | 0.989     | 0.997 | 1.071 |
|             |                  | 10%          | 0.989     | 0.989        | 1.007 | 0.978     | 0.993 | 1.130 |
|             |                  | 15%          | 0.985     | 0.985        | 1.010 | 0.968     | 0.990 | 1.206 |
|             |                  | 20%          | 0.980     | 0.980        | 1.013 | 0.958     | 0.987 | 1.270 |
|             |                  | 25%          | 0.974     | 0.974        | 1.017 | 0.947     | 0.983 | 1.359 |
|             |                  | 30%          | 0.968     | 0.968        | 1.021 | 0.935     | 0.979 | 1.433 |
|             |                  | 35%          | 0.963     | 0.963        | 1.025 | 0.924     | 0.976 | 1.522 |
|             |                  | 40%          | 0.957     | 0.957        | 1.029 | 0.913     | 0.972 | 1.614 |
|             |                  | 45%          | 0.949     | 0.949        | 1.034 | 0.898     | 0.967 | 1.712 |
|             |                  | 50%          | 0.941     | 0.941        | 1.039 | 0.882     | 0.962 | 1.816 |

ClimateMaster works continually to improve its products. As a result, the design and specifications of each product at the time of order may be changed without notice and may not be as described herein. Please contact ClimateMaster's Customer Service Department at 800-299-9747 for specific information on the current design and specifications. Statements and other information contained herein are not express warranties and do not form the basis of any bargain between the parties, but are merely ClimateMaster's opinion or commendation of its products. The latest version of this document is available at [www.climatemaster.com](http://www.climatemaster.com). Engineered and assembled in the USA. © ClimateMaster, Inc. All Rights Reserved 2024

# Water Pressure Drop Adder for Options: Correction Tables

Models:  
SZ  
024-060

## System Pressure Drop Valve

| Model | GPM  | Low System Pressure Drop Valve (Adders) |           |      |      |      | High System Pressure Drop Valve (Adders) |           |      |      |      |
|-------|------|---|-----------|------|------|------|--|-----------|------|------|------|
|       |      | CV                                      | Close Off | MOPD | PSI  | FT   | CV                                       | Close Off | MOPD | PSI  | FT   |
| SZ024 | 6    | 4.7                                     | 200       | 30   | 1.63 | 3.76 | 4.7                                      | 200       | 30   | 0.64 | 1.48 |
|       | 4.5  |   |           |      | 0.92 | 2.12 |  |           |      | 0.20 | 0.47 |
|       | 3    |   |           |      | 0.41 | 0.94 |  |           |      | 0.04 | 0.09 |
| SZ030 | 7.5  | 7.4                                     | 200       | 30   | 1.03 | 2.37 | 4.7                                      | 200       | 30   | 0.25 | 0.59 |
|       | 5.6  |   |           |      | 0.57 | 1.32 |  |           |      | 0.08 | 0.18 |
|       | 3.8  |   |           |      | 0.26 | 0.61 |  |           |      | 0.02 | 0.04 |
| SZ036 | 9    | 7.4                                     | 200       | 30   | 1.48 | 3.42 | 4.7                                      | 200       | 30   | 0.53 | 1.22 |
|       | 6.8  |   |           |      | 0.84 | 1.95 |  |           |      | 0.17 | 0.40 |
|       | 4.5  |   |           |      | 0.37 | 0.85 |  |           |      | 0.03 | 0.08 |
| SZ042 | 10.5 | 10                                      | 200       | 30   | 1.10 | 2.55 | 4.7                                      | 200       | 30   | 0.29 | 0.68 |
|       | 7.9  |   |           |      | 0.62 | 1.44 |  |           |      | 0.09 | 0.22 |
|       | 5.2  |   |           |      | 0.27 | 0.62 |  |           |      | 0.02 | 0.04 |
| SZ048 | 12   | 10                                      | 200       | 30   | 1.44 | 3.33 | 4.7                                      | 200       | 30   | 0.50 | 1.16 |
|       | 9    |   |           |      | 0.81 | 1.87 |  |           |      | 0.16 | 0.37 |
|       | 6    |   |           |      | 0.36 | 0.83 |  |           |      | 0.03 | 0.07 |
| SZ060 | 15   | 19                                      | 200       | 30   | 0.62 | 1.44 | 7.4                                      | 200       | 30   | 0.04 | 0.09 |
|       | 11.3 |   |           |      | 0.35 | 0.82 |  |           |      | 0.01 | 0.03 |
|       | 7.5  |   |           |      | 0.16 | 0.36 |  |           |      | 0.00 | 0.01 |

## Tranquility (SZ) Series

| Unit Size                              | 024    | 030   | 036     | 042     | 048                | 060                |
|--|--------|-------|---------|---------|--------------------|--------------------|
| Compressor (1 Each)                    | Scroll |       |         |         |                    |                    |
| Number of refrigerant circuits         | 1      | 1     | 1       | 1       | 1                  | 1                  |
| Factory Charge R-454B (oz)             | 40     | 36    | 46      | 56      | 56                 | 69                 |
| Refrigerant Leak Detection System      | O      | O     | O       | O       | O                  | R                  |
| Number of Sensors                      | 2      | 2     | 2       | 2       | 2                  | 2                  |
| Water Connection Size                  |        |       |         |         |                    |                    |
| Swivel                                 | 1"     | 1"    | 1"      | 1"      | 1"                 | 1"                 |
| System Water Volume (gal) <sup>1</sup> | 0.323  | 0.323 | 0.738   | 0.890   | 0.890              | 0.939              |
| Vertical                               |        |       |         |         |                    |                    |
| Filter Standard - 1" Throwaway (inch)  | 20x20  | 20x20 | 24x24   | 24x24   | 28x28              | 28x28              |
| Weight - Operating (lbs.)              | 216    | 224   | 245     | 260     | 315                | 330                |
| Weight - Packaged (lbs.)               | 221    | 229   | 251     | 266     | 322                | 337                |
| Horizontal                             |        |       |         |         |                    |                    |
| Filter Standard - 1" Throwaway         | 18x24  | 18x24 | 2-14x20 | 2-14x20 | 1-20x24<br>1-14x20 | 1-20x24<br>1-14x20 |
| Weight - Operating (lbs.)              | 208    | 208   | 233     | 244     | 299                | 314                |
| Weight - Packaged (lbs.)               | 213    | 213   | 239     | 250     | 306                | 321                |
| Hot Water Generator                    |        |       |         |         |                    |                    |
| Swivel - Residential Class             | 1"     | 1"    | 1"      | 1"      | 1"                 | 1"                 |
| Weight - HWG Adder (lbs.)              | +15    | +15   | +15     | +15     | +15                | +15                |

## Notes:

- All dimensions displayed above are in inches unless otherwise marked.
- The standard Condensate Drain Connection is rubber coupling that couples to ¾-inch schedule 40/80 PVC.
- The optional Stainless Steel Condensate Drain Connection is ¾-inch FPT.
- FPT = Female Pipe Thread.
- O = Optional, R = Required
- 1. Volume without water options.

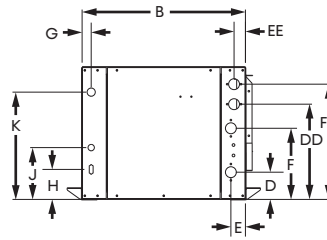
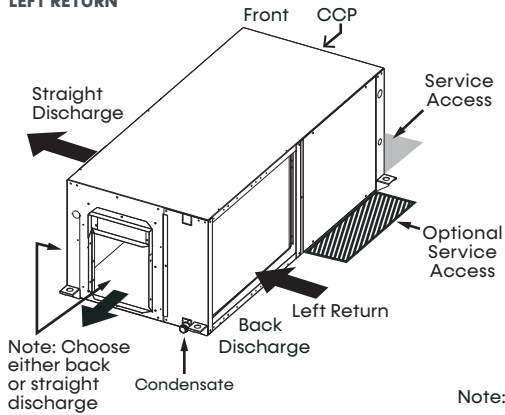
## Unit Maximum Water Working Pressure

| Options                   | Max Pressure PSIG [kPa] |
|---------------------------|-------------------------|
| Base Unit                 | 300 [2,068]             |
| Internal Modulating Valve | 300 [2,068]             |

# Horizontal Dimensional Data

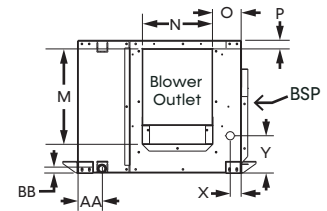
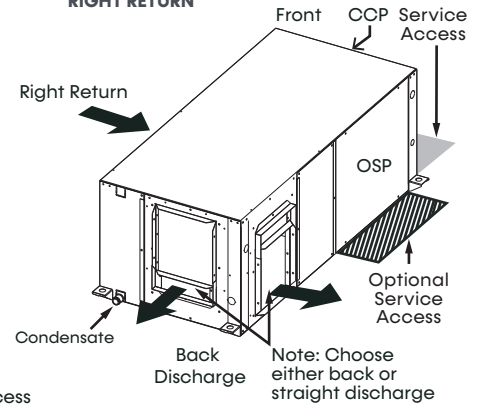
Models:  
SZ  
024-060

## LEFT RETURN

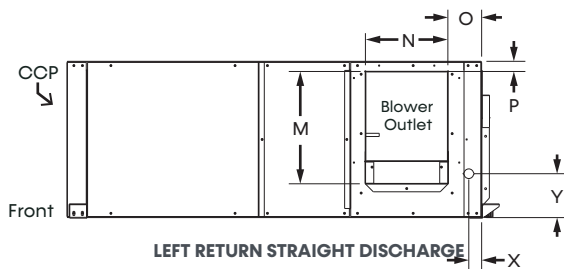


Note: Blower service panel requires 2-foot service access

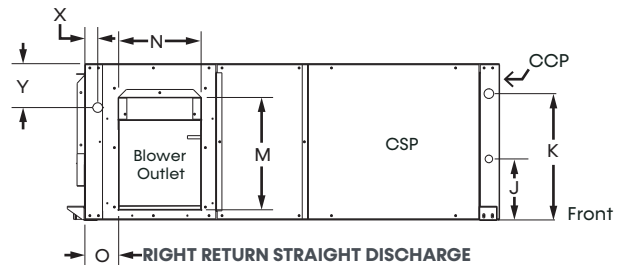
## RIGHT RETURN



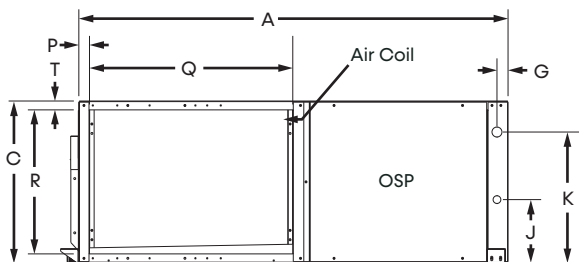
## RIGHT RETURN BACK DISCHARGE



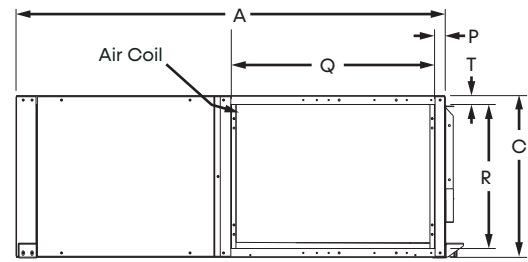
## LEFT RETURN STRAIGHT DISCHARGE



## RIGHT RETURN STRAIGHT DISCHARGE



## LEFT RETURN LEFT VIEW AIR COIL OPENING



## RIGHT RETURN RIGHT VIEW AIR COIL OPENING

### Notes:

1. While clear access to all removable panels is not required, installer should take care to comply with all building codes and allow adequate clearance for future field service.
2. Units come standard with air-filter rails. For duct connections, order optional filter frames. See product options decoder for details. You can convert filter rails in the field with an accessory air-filter-frame kit. Please see the accessory submittal for details.
3. Discharge flange and hanger brackets are factory installed.
4. Condensate connection is 3/4-inch MPT.
5. Blower service panel requires 2-foot service access.
6. Blower service access is through back panel on straight-discharge units or through panel opposite air coil on back-discharge units.
7. Water connections for optional hot water generator are 1-inch swivels.
8. OSP are removable panels that provide additional access to the units interior. Clear access to OSP panels is not required and they are not to be used in place of the mandatory CCP and BSP panels.

### Legend:

CCP = Control/Compressor Access  
BSP = Blower Service Panel  
OSP = Optional Service Panel (not required)

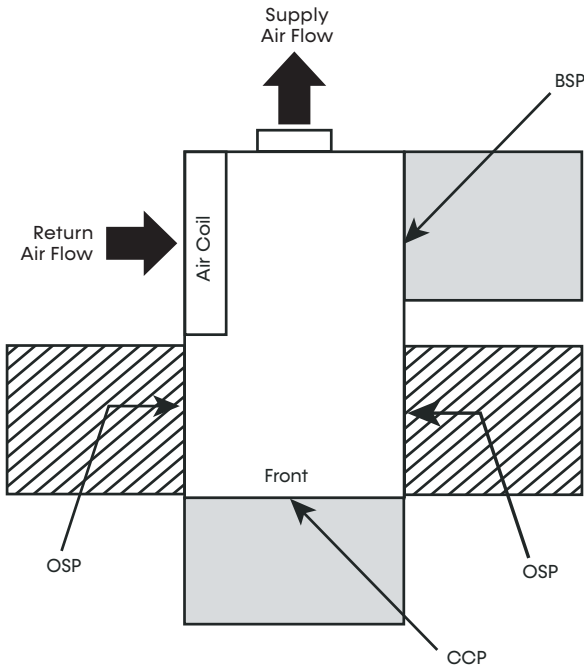
ClimateMaster works continually to improve its products. As a result, the design and specifications of each product at the time of order may be changed without notice and may not be as described herein. Please contact ClimateMaster's Customer Service Department at 800-299-9747 for specific information on the current design and specifications. Statements and other information contained herein are not express warranties and do not form the basis of any bargain between the parties, but are merely ClimateMaster's opinion or commendation of its products. The latest version of this document is available at [www.climatemaster.com](http://www.climatemaster.com). Engineered and assembled in the USA. © ClimateMaster, Inc. All Rights Reserved 2024



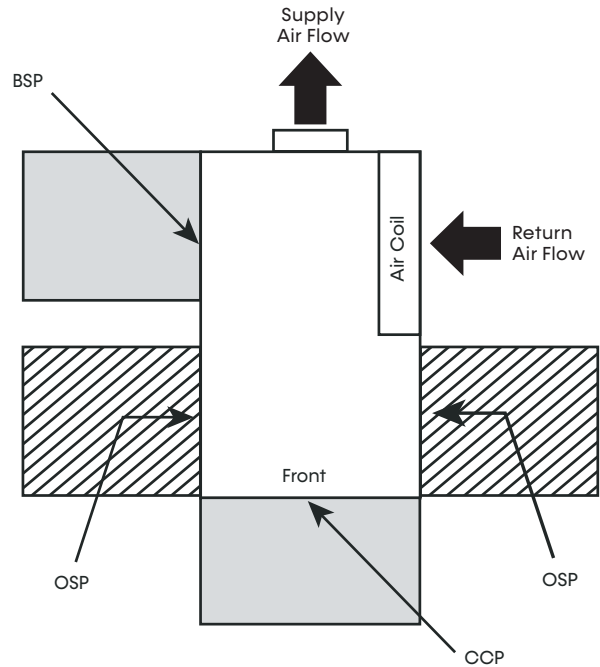
# Horizontal Service Access

Models:  
SZ  
024-060

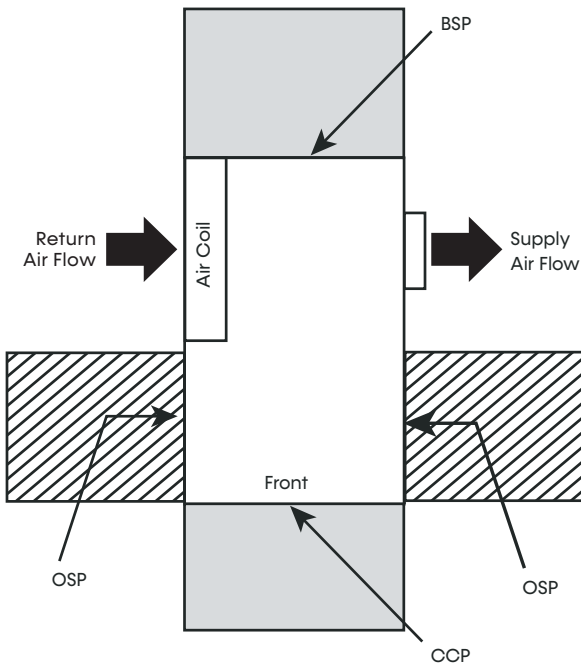
**LEFT RETURN BACK DISCHARGE**



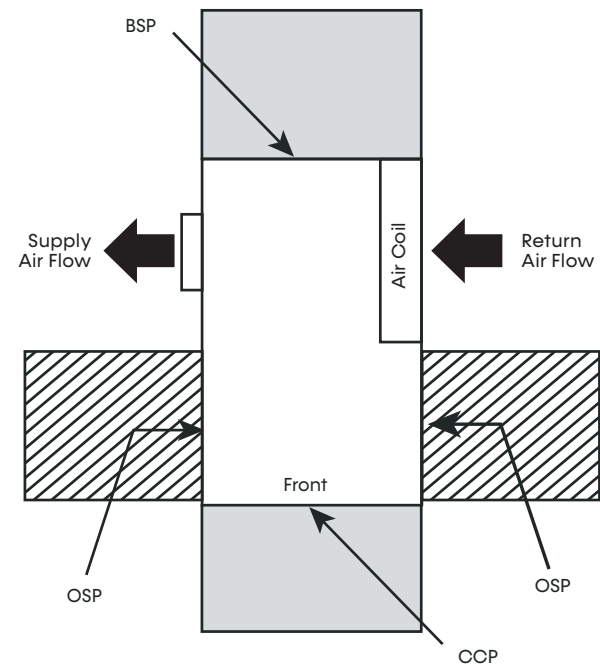
**RIGHT RETURN BACK DISCHARGE**



**LEFT RETURN STRAIGHT DISCHARGE**



**RIGHT RETURN STRAIGHT DISCHARGE**



**Notes:**

1. While clear access to all removable panels is not required, installer should take care to comply with all building codes and allow adequate clearance for future field service.
2. CCP and BSP requires 2-feet of service access.
3. Blower service access is through back panel on straight discharge units or through panel opposite air coil on back discharge units.
4. OSP are removable panels that provide additional access to the units interior. Clear access to OSP panels is not required and they are not to be used in place of the mandatory CCP and BSP panels.

 = Mandatory Service Access 2-foot (61 cm)

 = Optional Service Access 2-foot (61 cm)

**Legend:**

CCP = Control/Compressor Access

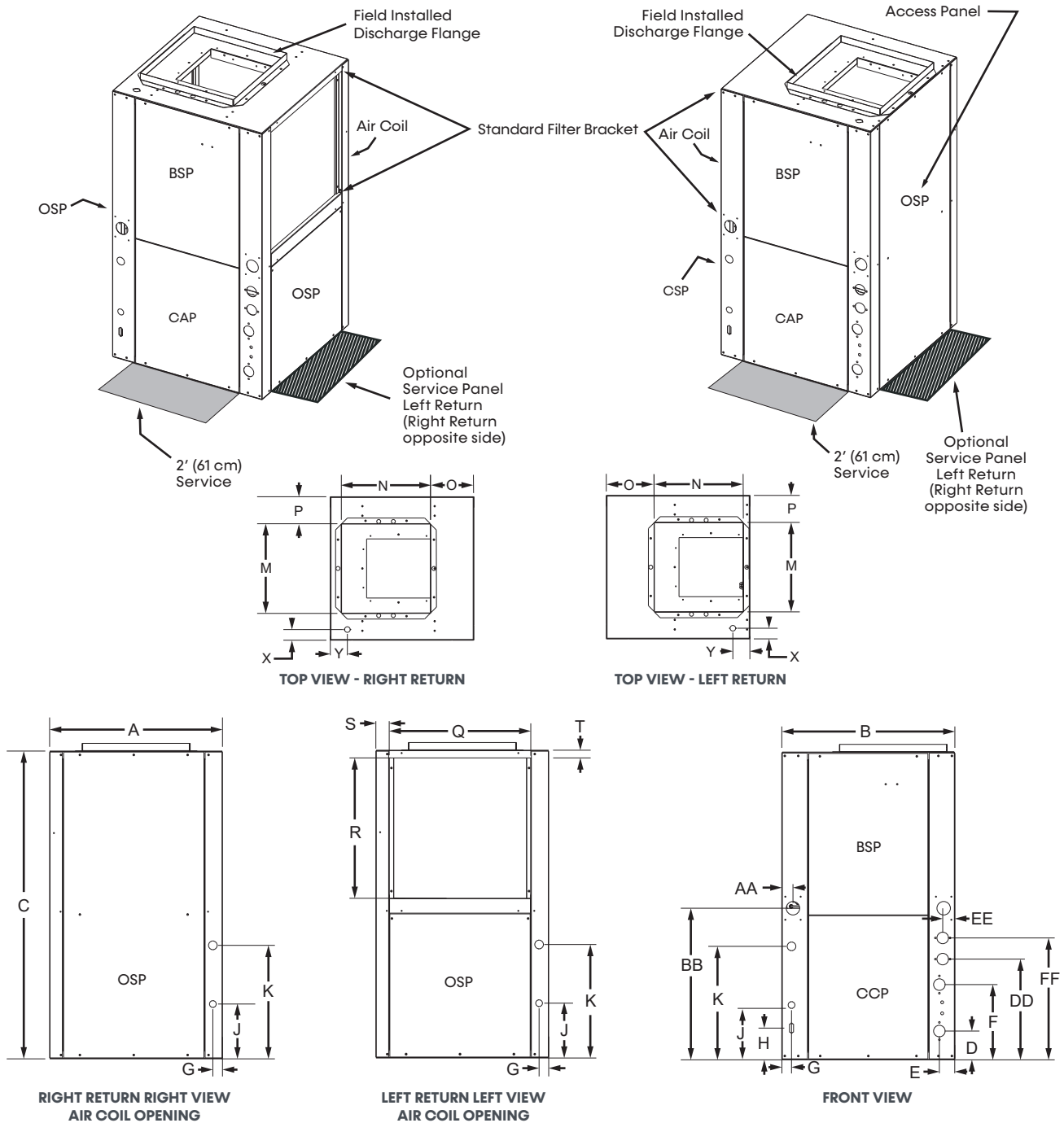
BSP = Blower Service Panel

OSP = Optional Service Panel (not required)

ClimateMaster works continually to improve its products. As a result, the design and specifications of each product at the time of order may be changed without notice and may not be as described herein. Please contact ClimateMaster's Customer Service Department at 800-299-9747 for specific information on the current design and specifications. Statements and other information contained herein are not express warranties and do not form the basis of any bargain between the parties, but are merely ClimateMaster's opinion or commendation of its products. The latest version of this document is available at [www.climatemaster.com](http://www.climatemaster.com). Engineered and assembled in the USA. © ClimateMaster, Inc. All Rights Reserved 2024

# Vertical Upflow Dimensional Data

Models:  
SZ  
024-060



## Notes:

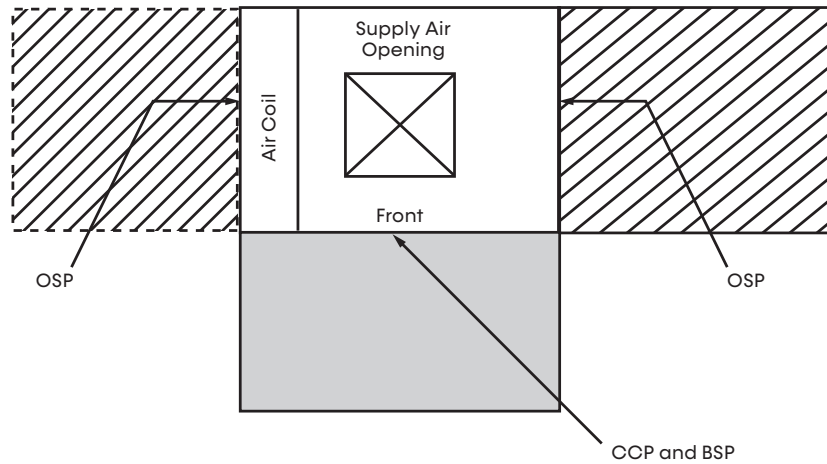
1. While clear access to all removable panels is not required, installer should take care to comply with all building codes and allow adequate clearance for future field service.
2. Front and Side access is preferred for service access. However, all components may be serviced from the front access panel if side access is not available.
3. Discharge flange is field installed.
4. Condensate connection is 3/4-inch MPT.
5. Water connections for optional hot water generator are 1-inch swivels.
6. Units come standard with air filter rails. For duct connections, optional filter frames should be ordered. See product options decoder for details. Filter rails can be converted in the field with an accessory air filter frame kit. Please see the accessory submittal for details.

## Legend:

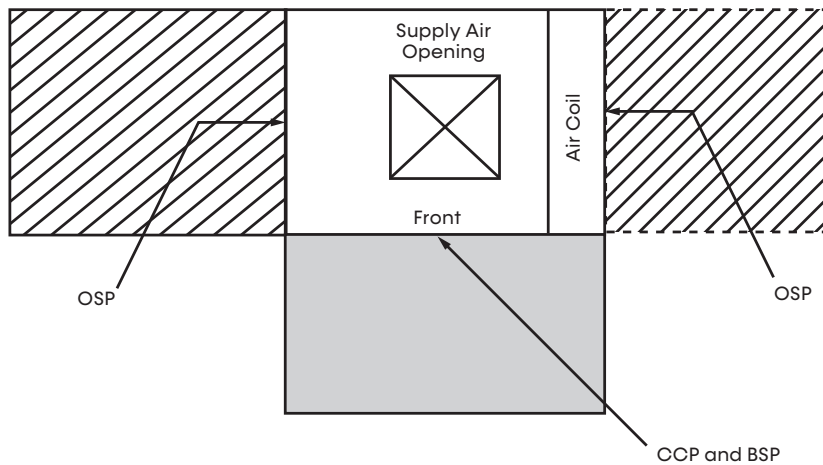
CCP = Control/Compressor Access  
BSP = Blower Service Panel  
OSP = Optional Service Panel (not required)

ClimateMaster works continually to improve its products. As a result, the design and specifications of each product at the time of order may be changed without notice and may not be as described herein. Please contact ClimateMaster's Customer Service Department at 800-299-9747 for specific information on the current design and specifications. Statements and other information contained herein are not express warranties and do not form the basis of any bargain between the parties, but are merely ClimateMaster's opinion or commendation of its products. The latest version of this document is available at [www.climatemaster.com](http://www.climatemaster.com). Engineered and assembled in the USA. © ClimateMaster, Inc. All Rights Reserved 2024

## LEFT RETURN





## RIGHT RETURN



### Notes:

1. While clear access to all removable panels is not required, installer should take care to comply with all building codes and allow adequate clearance for future field service.
2. Front and side access is preferred for service access. However, all components may be serviced from the front access panel if side access is not available.
3. OSP are removable panels that provide additional access to the units interior. Clear access to OSP panels is not required and they are not to be used in place of the mandatory CCP and BSP panels.
4. Top supply air is shown, the same clearances apply to bottom supply air units.

-  = Mandatory Service Access 2-foot (61 cm)
-  = Optional Service Access 2-foot (61 cm)

### Legend:

- CCP = Control/Compressor Access  
BSP = Blower Service Panel  
OSP = Optional Service Panel (not required)

# Dimensional Data

Models:  
SZ  
024-060

## Cabinet Dimensions (inch)

| Model     | Cabinet Config | Depth/Length | Width | Height |
|-----------|----------------|--------------|-------|--------|
|           |                | A            | B     | C      |
| SZ024-030 | H              | 48.4         | 22.5  | 18.3   |
|           | V              | 22.5         | 22.5  | 40.0   |
| SZ036-042 | H              | 53.3         | 22.5  | 21.0   |
|           | V              | 26.0         | 22.5  | 45.0   |
| SZ048-060 | H              | 68.0         | 25.5  | 21.0   |
|           | V              | 29.3         | 25.5  | 50.5   |

## Electrical Knockouts (inch)

| Model     | Cabinet Config | H   | Low Voltage  | High Voltage | G   |
|-----------|----------------|-----|--------------|--------------|-----|
|           |                |     | J<br>KO 1/2" | K<br>KO 3/4" |     |
| SZ024-030 | H              | 4.1 | 7.1          | 14.8         | 1.3 |
|           | V              | 4.1 | 6.7          | 14.8         | 1.3 |
| SZ036-042 | H              | 4.1 | 7.1          | 15.8         | 1.3 |
|           | V              | 4.1 | 7.1          | 15.8         | 1.3 |
| SZ048-060 | H              | 4.1 | 7.1          | 16.7         | 1.3 |
|           | V              | 4.1 | 7.1          | 16.7         | 1.3 |

## Shipping Dimensions and Water Connections (inch)

| Model     | Cabinet Config | Shipping Dimensions |       |        | Water Connections |     |           |     |                  |                  |        |     |         |     | Condensate Drain Pan |      |   |
|-----------|----------------|---------------------|-------|--------|-------------------|-----|-----------|-----|------------------|------------------|--------|-----|---------|-----|----------------------|------|---|
|           |                | Depth/Length        | Width | Height | Water In          |     | Water Out |     | Water In/Out     |                  | HWG In |     | HWG Out |     | AA                   | BB   | Condensate Drain Pan Fitting <sup>3</sup> |
|           |                | A                   | B     | C      | D                 | E   | F         | E   | Com <sup>1</sup> | Res <sup>2</sup> | DD     | EE  | FF      | EE  |                      |      |   |
| SZ024-030 | H              | 53.5                | 28.4  | 24.3   | 3.7               | 2.0 | 9.8       | 2.0 | 3/4"             | 1"               | 13.1   | 1.6 | 15.8    | 1.6 | 3.4                  | 0.8  | 3/4" MPT                                  |
|           | V              | 27.3                | 27.3  | 46.0   | 3.7               | 2.0 | 9.8       | 2.0 | 3/4"             | 1"               | 13.1   | 1.6 | 15.8    | 1.6 | 1.4                  | 19.7 | 3/4" MPT                                  |
| SZ036-042 | H              | 58.5                | 28.4  | 27.0   | 3.7               | 2.0 | 11.1      | 2.0 | 3/4"             | 1"               | 14.8   | 1.6 | 17.6    | 1.6 | 3.4                  | 0.8  | 3/4" MPT                                  |
|           | V              | 31.0                | 28.0  | 51.0   | 3.7               | 2.0 | 11.1      | 2.0 | 3/4"             | 1"               | 14.8   | 1.6 | 17.6    | 1.6 | 1.4                  | 20.7 | 3/4" MPT                                  |
| SZ048-060 | H              | 74.5                | 31.4  | 27.0   | 3.7               | 2.0 | 11.1      | 2.0 | 1"               | 1"               | 15.8   | 1.6 | 18.5    | 1.6 | 3.4                  | 0.8  | 3/4" MPT                                  |
|           | V              | 36.0                | 31.0  | 56.5   | 3.7               | 2.0 | 11.1      | 2.0 | 1"               | 1"               | 15.8   | 1.6 | 18.5    | 1.6 | 1.4                  | 22.2 | 3/4" MPT                                  |

### Notes:

- Commercial water connections are Female Pipe Thread (FPT) fittings
- Residential water connections are 1-inch swivel connections
- See PDF drawings for reference

## Discharge and Return Connections (inch)

| Model     | Cabinet Config | Discharge Connection Duct Flange Installed |              |     |     | Return Connection Using Return Air Opening |               |     |     |
|-----------|----------------|--|--------------|-----|-----|--|---------------|-----|-----|
|           |                | Supply Height                              | Supply Width | O   | P   | Return Width                               | Return Height | S   | T   |
|           |                | M  | N            |     |     | Q  | R             |     |     |
| SZ024-030 | H              | 13.1                                       | 9.6          | 3.9 | 1.2 | 22.9                                       | 16.3          | 1.2 | 1.0 |
|           | V              | 14.0                                       | 14.0         | 7.5 | 4.2 | 18.4                                       | 18.2          | 1.7 | 1.0 |
| SZ036-042 | H              | 16.0                                       | 11.0         | 2.9 | 2.5 | 26.1                                       | 19.0          | 1.2 | 1.0 |
|           | V              | 14.0                                       | 14.0         | 7.5 | 6.0 | 22.9                                       | 22.2          | 0.8 | 1.0 |
| SZ048     | H              | 15.9                                       | 13.5         | 4.1 | 1.2 | 36.1                                       | 19.0          | 1.2 | 1.0 |
|           | V              | 18.0                                       | 16.0         | 8.5 | 5.7 | 26.2                                       | 26.2          | 0.8 | 1.0 |
| SZ060     | H              | 18.0                                       | 13.3         | 4.2 | 1.1 | 36.1                                       | 19.0          | 1.2 | 1.0 |
|           | V              | 18.0                                       | 16.0         | 8.5 | 5.7 | 26.2                                       | 26.2          | 0.8 | 1.0 |

## Hanger Dimensions (inch)

| Model     | Cabinet Config | Unit Hanger Detail |      |      |
|-----------|----------------|--------------------|------|------|
|           |                | U                  | V    | W    |
| SZ024-030 | H              | 48.1               | 24.6 | 20.3 |
| SZ036-042 | H              | 53.1               | 24.6 | 20.3 |
| SZ048-060 | H              | 67.8               | 27.6 | 23.3 |

ClimateMaster works continually to improve its products. As a result, the design and specifications of each product at the time of order may be changed without notice and may not be as described herein. Please contact ClimateMaster's Customer Service Department at 800-299-9747 for specific information on the current design and specifications. Statements and other information contained herein are not express warranties and do not form the basis of any bargain between the parties, but are merely ClimateMaster's opinion or commendation of its products. The latest version of this document is available at [www.climatemaster.com](http://www.climatemaster.com). Engineered and assembled in the USA. © ClimateMaster, Inc. All Rights Reserved 2024

# Dimensional Data

Models:  
SZ  
024-060

## Cabinet Dimensions (cm)

| Model     | Cabinet Config | Depth/Length | Width | Height |
|-----------|----------------|--------------|-------|--------|
|           |                | A            | B     | C      |
| SZ024-030 | H              | 123.0        | 57.0  | 46.4   |
|           | V              | 57.0         | 57.1  | 101.6  |
| SZ036-042 | H              | 135.4        | 57.0  | 53.3   |
|           | V              | 66.2         | 57.1  | 114.3  |
| SZ048-060 | H              | 172.8        | 64.7  | 53.3   |
|           | V              | 74.4         | 64.7  | 128.3  |

## Electrical Knockouts (cm)

| Model     | Cabinet Config | H    | Low Voltage  | High Voltage | G   |
|-----------|----------------|------|--------------|--------------|-----|
|           |                |      | J<br>KO 1/2" | K<br>KO 3/4" |     |
| SZ024-030 | H              | 10.5 | 18.1         | 37.5         | 3.2 |
|           | V              | 10.5 | 17.0         | 37.5         | 3.2 |
| SZ036-042 | H              | 10.5 | 18.1         | 40.1         | 3.2 |
|           | V              | 10.5 | 18.1         | 40.1         | 3.2 |
| SZ048-060 | H              | 10.5 | 18.1         | 42.4         | 3.2 |
|           | V              | 10.5 | 18.1         | 42.4         | 3.2 |

## Shipping Dimensions and Water Connections (cm)

| Model     | Cabinet Config | Shipping Dimensions |       |        | Water Connections |     |           |     |                  |                  |        |     |         |     | Condensate Drain Pan |      |   |
|-----------|----------------|---------------------|-------|--------|-------------------|-----|-----------|-----|------------------|------------------|--------|-----|---------|-----|----------------------|------|---|
|           |                | Depth/Length        | Width | Height | Water In          |     | Water Out |     | Water In/Out     |                  | HWG In |     | HWG Out |     | AA                   | BB   | Condensate Drain Pan Fitting <sup>3</sup> |
|           |                | A                   | B     | C      | D                 | E   | F         | E   | Com <sup>1</sup> | Res <sup>2</sup> | DD     | EE  | FF      | EE  |                      |      |   |
| SZ024-030 | H              | 135.9               | 72.1  | 61.6   | 9.5               | 5.1 | 24.8      | 5.1 | 3/4"             | 1"               | 33.3   | 4.0 | 40.2    | 4.0 | 8.6                  | 2.1  | 3/4" MPT                                  |
|           | V              | 69.2                | 69.2  | 116.8  | 9.5               | 5.1 | 24.8      | 5.1 | 3/4"             | 1"               | 33.3   | 4.0 | 40.2    | 4.0 | 3.7                  | 50.1 | 3/4" MPT                                  |
| SZ036-042 | H              | 148.6               | 72.1  | 68.6   | 9.5               | 5.1 | 28.1      | 5.1 | 3/4"             | 1"               | 37.7   | 4.0 | 44.7    | 4.0 | 8.6                  | 2.1  | 3/4" MPT                                  |
|           | V              | 78.7                | 71.1  | 129.5  | 9.5               | 5.1 | 28.1      | 5.1 | 3/4"             | 1"               | 37.7   | 4.0 | 44.7    | 4.0 | 3.7                  | 52.5 | 3/4" MPT                                  |
| SZ048-060 | H              | 189.2               | 79.7  | 68.6   | 9.5               | 5.1 | 28.1      | 5.1 | 1"               | 1"               | 40.0   | 4.0 | 47.0    | 4.0 | 8.6                  | 2.1  | 3/4" MPT                                  |
|           | V              | 91.4                | 78.7  | 143.5  | 9.5               | 5.1 | 28.1      | 5.1 | 1"               | 1"               | 40.0   | 4.0 | 47.0    | 4.0 | 3.7                  | 56.4 | 3/4" MPT                                  |

Notes:

- Commercial water connections are Female Pipe Thread (FPT) fittings
- Residential water connections are 1-inch swivel connections
- See PDF drawings for reference

## Discharge and Return Connections (cm)

| Model     | Cabinet Config | Discharge Connection Duct Flange Installed |              |      |      | Return Connection Using Return Air Opening |               |     |     |
|-----------|----------------|--|--------------|------|------|--|---------------|-----|-----|
|           |                | Supply Height                              | Supply Width | O    | P    | Return Width                               | Return Height | S   | T   |
|           |                | M  | N            |      |      | Q  | R             |     |     |
| SZ024-030 | H              | 33.3                                       | 24.5         | 10.0 | 3.0  | 58.3                                       | 41.3          | 3.1 | 2.5 |
|           | V              | 35.6                                       | 35.5         | 19.0 | 10.7 | 46.7                                       | 46.3          | 4.4 | 2.5 |
| SZ036-042 | H              | 40.6                                       | 27.9         | 7.4  | 6.4  | 66.2                                       | 48.3          | 3.0 | 2.5 |
|           | V              | 35.6                                       | 35.5         | 19.0 | 15.3 | 58.2                                       | 56.5          | 2.1 | 2.5 |
| SZ048     | H              | 40.4                                       | 34.4         | 10.3 | 3.0  | 91.6                                       | 48.3          | 3.0 | 2.5 |
|           | V              | 45.7                                       | 40.6         | 21.5 | 14.4 | 66.5                                       | 66.7          | 2.1 | 2.5 |
| SZ060     | H              | 45.8                                       | 33.9         | 10.6 | 2.9  | 91.6                                       | 48.3          | 3.0 | 2.5 |
|           | V              | 45.7                                       | 40.6         | 21.5 | 14.4 | 66.5                                       | 66.7          | 2.1 | 2.5 |

## Hanger Dimensions (cm)

| Model     | Cabinet Config | Unit Hanger Detail |      |      |
|-----------|----------------|--------------------|------|------|
|           |                | U                  | V    | W    |
| SZ024-030 | H              | 122.3              | 62.4 | 51.5 |
| SZ036-042 | H              | 134.7              | 62.4 | 51.6 |
| SZ048-060 | H              | 172.2              | 70.0 | 59.2 |

ClimateMaster works continually to improve its products. As a result, the design and specifications of each product at the time of order may be changed without notice and may not be as described herein. Please contact ClimateMaster's Customer Service Department at 800-299-9747 for specific information on the current design and specifications. Statements and other information contained herein are not express warranties and do not form the basis of any bargain between the parties, but are merely ClimateMaster's opinion or commendation of its products. The latest version of this document is available at [www.climatemaster.com](http://www.climatemaster.com). Engineered and assembled in the USA. © ClimateMaster, Inc. All Rights Reserved 2024

# Electric Heater Knockouts

Models:  
SZ  
024-060

## Electric Heater Knockouts (inch)

| Model | Cabinet Config | X   | Y   |
|-------|----------------|-----|-----|
| SZ024 | H              | 1.5 | 5.1 |
|       | V              | 1.7 | 2.7 |
| SZ030 | H              | 1.5 | 5.1 |
|       | V              | 1.7 | 2.7 |
| SZ036 | H              | 1.1 | 6.3 |
|       | V              | 1.7 | 2.7 |
| SZ042 | H              | 1.1 | 6.3 |
|       | V              | 1.7 | 2.7 |
| SZ048 | H              | 1.5 | 6.3 |
|       | V              | 2.3 | 3.3 |
| SZ060 | H              | 1.5 | 6.3 |
|       | V              | 2.3 | 3.3 |

## Electric Heater Knockouts (cm)

| Model | Cabinet Config | X   | Y    |
|-------|----------------|-----|------|
| SZ024 | H              | 3.8 | 13.0 |
|       | V              | 4.2 | 6.8  |
| SZ030 | H              | 3.8 | 13.0 |
|       | V              | 4.2 | 6.8  |
| SZ036 | H              | 2.9 | 15.9 |
|       | V              | 4.2 | 6.8  |
| SZ042 | H              | 2.9 | 15.9 |
|       | V              | 4.2 | 6.8  |
| SZ048 | H              | 3.8 | 15.9 |
|       | V              | 5.8 | 8.4  |
| SZ060 | H              | 3.8 | 15.9 |
|       | V              | 5.8 | 8.4  |

## Corner Weights (lb)

| Model | Left - Front | Right - Front | Left - Back | Right - Back |
|-------|--------------|---------------|-------------|--------------|
| SZ024 | 68.0         | 56.0          | 42.0        | 42.0         |
| SZ030 | 68.0         | 56.0          | 42.0        | 42.0         |
| SZ036 | 76.0         | 63.0          | 47.0        | 47.0         |
| SZ042 | 80.0         | 66.0          | 49.0        | 49.0         |
| SZ048 | 98.0         | 81.0          | 60.0        | 60.0         |
| SZ060 | 103.0        | 85.0          | 63.0        | 63.0         |

## Corner Weights (kg)

| Model | Left - Front | Right - Front | Left - Back | Right - Back |
|-------|--------------|---------------|-------------|--------------|
| SZ024 | 30.8         | 25.4          | 19.1        | 19.1         |
| SZ030 | 30.8         | 25.4          | 19.1        | 19.1         |
| SZ036 | 34.5         | 28.6          | 21.3        | 21.3         |
| SZ042 | 36.3         | 29.9          | 22.2        | 22.2         |
| SZ048 | 44.5         | 36.7          | 27.2        | 27.2         |
| SZ060 | 46.7         | 38.6          | 28.6        | 28.6         |



# Minimum Installation Area

Models:  
SZ  
024-060

## MINIMUM INSTALLATION AREA

**Minimum area where a blower-equipped unit must be installed, and mechanical/natural ventilation is not required**

| Model | Charge (oz) | Configuration | Minimum Installation Area ft <sup>2</sup> (m <sup>2</sup> ) [A <sub>min</sub> ] |               |             |             |
|-------|-------------|---------------|---|---------------|-------------|-------------|
|       |             |               | Floor   | Window        | Wall        | Ceiling     |
| SZ060 | 69          | Vertical      | 237<br>(22.0)   | 132<br>(12.2) | 76<br>(7.0) | 63<br>(5.9) |
|       |             | Horizontal    | 237<br>(22.0)   | 141<br>(13.1) | 79<br>(7.3) | 65<br>(6.0) |

|                               |  |
|-------------------------------|--|
| A <sub>min</sub> =            | Minimum area where unit is installed where unit has incorporated airflow |
| h <sub>inst</sub> (floor) =   | 0.0 ft (0.0 m)   |
| h <sub>inst</sub> (window) =  | 3.3 ft (1.0 m)   |
| h <sub>inst</sub> (wall) =    | 5.9 ft (1.8 m)   |
| h <sub>inst</sub> (ceiling) = | 7.2 ft (2.2 m)   |

**Minimum area and CFM requirements for the conditioned space**

| Model | Charge (oz) | Minimum CFM [Q <sub>min</sub> ]      |   |
|-------|-------------|--------------------------------------|---|
|       |             | TA <sub>min</sub> (ft <sup>2</sup> ) | Q <sub>min</sub> (ft <sup>3</sup> /min) |
| SZ060 | 69          | 3.54                                 | 117                                     |

|                     |   |
|---------------------|---|
| TA <sub>min</sub> = | Minimum conditioned area for venting leaked refrigerant                                     |
| Q <sub>min</sub> =  | Minimum ventilation flow rate for conditioned space if space is less than TA <sub>min</sub> |

**Minimum area of opening for natural ventilation**

| Model | Charge (oz) | Anv <sub>min</sub> in <sup>2</sup> (cm <sup>2</sup> ) |
|-------|-------------|---|
| SZ060 | 69          | 111.57 (719.80)                                       |

|                      |  |
|----------------------|--|
| Anv <sub>min</sub> = | Minimum natural ventilation area opening |
|----------------------|--|

When the openings for connected rooms or natural ventilation are required, the following conditions shall be applied:

- The area of any openings above 11.8 inches (300 mm) from the floor shall not be considered in determining compliance with Anv<sub>min</sub>.
- At least 50% of the required opening area Anv<sub>min</sub> shall be below 7.8 inches (200 mm) from the floor.
- The bottom of the lowest openings shall not be higher than the point of release when the unit is installed and not more than 3.9 inches (100 mm) from the floor.
- Openings are permanent openings which cannot be closed.
- For openings extending to the floor, the height shall not be less than 0.78 inch (20 mm) above the surface of the floor covering.
- A second higher opening shall be provided. The total size of the second opening shall not be less than 50% of minimum opening area for Anv<sub>min</sub> and shall be at least 3.3 ft (1.5 m) above the floor.

## ACCESSORIES AND OPTIONS

### Hot Water Generator

An optional insulated heat reclaiming desuperheater coil of vented double-wall copper construction suitable for potable water shall be provided. The coil, hot water circulating pump, and associated controls shall be factory mounted inside the unit cabinet. Sensors mounted on the compressor discharge line and the potable water inlet shall transmit temperatures to the unit microprocessor where internal logic will determine when hot water generation is feasible. The microprocessor shall cycle the pump periodically during unit operation to sample the DHW tank temperature. The microprocessor shall include multiple temperature set points to select from for hot water generation control.

### Cupro-Nickel Heat Exchanger

An optional corrosion resistant CuNi coaxial heat exchanger shall be factory installed in lieu of standard copper construction.

### Thermostat (field installed)

An electronic communicating LCD thermostat shall be provided. The thermostat shall offer three stages of heating and two stages of cooling with precise temperature control and have a four-wire connection to the unit. The thermostat shall be capable of manual or automatic change-over operation and shall operate in standard or programmable mode. An integrated humidity control feature shall be included to control a humidifier and/or a dehumidifier. The thermostat shall include a utility demand reduction feature to be initiated by an independent time program or an external input.

The thermostat shall have a comprehensive installation setup menu to include configuration of the unit CFM for each mode of operation and configuration of the water flow rate through the unit, including variation of the water flow rate based on the stage of unit operation.

The thermostat shall display system faults with probable cause and troubleshooting guidance. Comprehensive service diagnostics menus shall display, system inputs, system outputs, configuration settings, Geo source inlet and outlet temperatures, compressor discharge line temperature, liquid line temperature, leaving air temperature, and entering potable water temperature (on units equipped with a Hot Water Generator). The thermostat shall allow for immediate manual control of all DXM2.5 outputs at the thermostat for rapid troubleshooting.

### Auxiliary Heater (field installed)

An external, field-installed electric heater shall provide supplemental and/or emergency heating capability when used with the three stage heating thermostat.



# Revision History

Models:  
SZ  
024-060

| Date     | Section                                  | Description   |
|----------|--|---|
| 05/02/25 | Model Nomenclature                       | Updated notes   |
|          | iGate 2 Smart tank                       | Added new accessory, iGate 2 Smart tank with accompanying information                                       |
|          | Electrical Data: CV EC                   | Updated data  |
|          | Dimensional Data                         | Added unique data for Size 048 Discharge and Return Connections dimensions                                  |
| 02/21/25 | Performance Data                         | Added a note concerning Hot Water Generator Capacity calculation  |
|          | Electrical Data: CV EC Blower Motor      | Updated Voltage Code for size 060   |
|          | Part Load Performance: Correction Tables | Updated correction data for Cooling, Entering Air Heating, and Airflow                                      |
|          | Full Load Performance: Correction Tables | Updated correction data for Cooling, Entering Air Heating, and Airflow                                      |
|          | Dimensional Data                         | Added shipping dimensions   |
|          | All                                      | Added the Wireless Service Tool   |
|          | All                                      | Updated the document's section order  |
| 01/28/25 | Model Nomenclature                       | Updated footnote numbering  |
|          | Minimum Installation Area                | Updated metric data   |
|          | Electrical Data: CV EC Blower Motor      | Updated data  |
| 11/25/24 | All                                      | Updated naming conventions for DXM2.5 and AWC Thermostat  |
|          | Model Nomenclature                       | Updated Footnote references, Updated Model Nomenclature<br>Updated Voltage and Water/Heat Exchanger options |
|          | Performance Data                         | Clarified temperature ranges of performance notes, Updated Data   |
|          | Physical Data                            | Updated representation of HWG weight,<br>Updated Unit Maximum Water Working Pressure                        |
|          | Blower Performance Data                  | Updated data  |
|          | Minimum Installation Area                | Updated Minimum Installation Area data  |
|          | Electrical Data                          | Added electrical data for the Standard unit with HWG  |
| 07/11/24 | All                                      | First Published   |



A NIBE GROUP MEMBER

7300 SW 44<sup>th</sup> St | Oklahoma City, OK 73179

Phone: 800.299.9747

[www.climatemaster.com](http://www.climatemaster.com)



R P 3 0 0 0

ClimateMaster works continually to improve its products. As a result, the design and specifications of each product at the time of order may be changed without notice and may not be as described herein. Please contact ClimateMaster's Customer Service Department at 800-299-9747 for specific information on the current design and specifications. Statements and other information contained herein are not express warranties and do not form the basis of any bargain between the parties, but are merely ClimateMaster's opinion or commendation of its products. The latest version of this document is available at [www.climatemaster.com](http://www.climatemaster.com). Engineered and assembled in the USA. © ClimateMaster, Inc. All Rights Reserved 2024